

## ADMINISTRATIVE REPORT

**TO:** Board of Directors

**FROM:** J. Zaffino, Chief Administrative Officer

**DATE:** January 18, 2024

**RE:** RDOS 2024-2028 Five Year Financial Plan Bylaw No. 3053, 2024

---

### **Administrative Recommendation:**

**THAT** the change requests, as listed in appendix one and two of the January 18, 2024 RDOS 2024-2028 Five Year Financial Plan Bylaw No. 3053, 2024 Administrative Report, be approved, and:

**THAT** the Board direct staff to adjust the budget for the second reading to reflect the FTE changes as directed by the Board, and:

**THAT** Bylaw No. 3053, 2024, being a bylaw of the Regional District of Okanagan Similkameen to adopt the 2024 – 2028 Five Year Financial Plan be read a first time.

### **Reference:**

#### **Bylaw No. 3053, 2024 including Index**

#### **Background:**

The draft 2024-2028 Five Year Financial Plan has been reviewed by the Board at a series of workshops on December 6th, and December 14th. The proposed date for adoption for the Five Year Financial Plan is March 7<sup>nd</sup>, 2024. To comply with legislation, the Board must approve the Budget by March 31<sup>st</sup>.

Since the second workshop held on December 14th, there has been a number of adjustments proposed. These changes have been requested either by the Directors or Staff. The requested changes are due for the following

- Director requested so that service may be improved or to adjust the tax requisition.
- New Information which required the budget to be amended.
- Upon secondary review by managers adjustments have been requested which will create a more accurate budget representation.
- Preliminary approval of Full Time Equivalent and Supplementary Requests.
- Wages redistributed so that they are charged to the correct service.

**Appendix “A”** Lists requested changes as directed by Directors and staff.

**Appendix “B”** Lists the redistribution of wages so that the wages are now charged to the correct service.

**Appendix “C”** Lists the tentatively approved full time equivalent requests.

The Board will be able to review the individual asks listed in appendix “A” and “B” at the PowerPoint

presentation and authorize or deny the requested change.

Appendix "C" which deals with full time equivalent (FTE) asks will be dealt with at the January 18<sup>th</sup> in-camera meeting. The following is a summary of the wage expenses of the tentatively approved FTEs and included in the budget.

Appendix "C1"					
No.	Description	Area	Total	Tax Implication Only	User Fee Implication Only
1	General Government	All	\$ 309,625		
	Corporate Facilities	All	\$ 49,618		
	Emergency Planning	All	\$ 165,590		
	Electoral Area Planning	All	\$ 61,577		
	Mosquito Control	All	\$ 5,200		
	Regional Trails	All	\$ 4,424		
				\$ 596,035	\$ -
2	Electoral Area Administration	Electoral Areas	\$ 48,921		
	Development Infrastructure	Electoral Areas	\$ 55,607		
				\$ 104,528	
3	Refuse Disposal - Penticton / D3	D / E / F / I	\$ 3,423		\$ 3,423
4	Fire Protection - Keremeos / B&G	B / G	\$ -		
	Refuse Disposal - Keremeos / B&G	B / G	\$ 1,369		
	Recreation Facility - Keremeos / B&G	B / G	\$ -		
	Pool - Keremeos / B&G	B / G	\$ -		
				\$ 1,369	\$ -
5	Refuse Disposal Oliver / "C"	C	\$ 1,712		
	Gallagher Sewer	C	\$ 4,127		
	Camp Ground - Loose Bay	C	\$ 4,227		
	Water System - Willowbrook	C	\$ 4,912		
	Water System - Gallagher Lake	C	\$ 4,363		
				\$ 5,939	\$ 13,402
6	Rural Projects - Area "D"	D	\$ 2,678		
	Sewage Disposal - Okanagan Falls	D	\$ 11,321		
	Water System - Okanagan Falls	D	\$ 55,796		
	Water System - Sun Valley	D	\$ 4,996		
	Recreation Commission - Okanagan Falls	D	\$ 9,245		
	Cemetery - Area "D"	D	\$ 12,680		
Economic Development - Area "D"	D	\$ 198			
				\$ 24,800	\$ 72,112
7	Rural Projects - Area "E"	E	\$ 3,570		
	Water System - Naramata	E	\$ 75,056		
	Parks & Recreation - Naramata	E	\$ 13,274		
				\$ 16,844	\$ 75,056
8	Water System - Sage Mesa	F	\$ 16,520		
	Water System - Faulder	F	\$ 7,394		
	Water System - West Bench	F	\$ 30,173		
	Area "F" Parks Commission	F	\$ -		
				\$ -	\$ 54,086
9	Water System - Olalla	G	\$ 14,687		\$ 14,687
10	Rural Projects - Area "H"	H	\$ 3,570		
	Water System - Missasula	H	\$ 20,053		
				\$ 3,570	\$ 20,053
11	Apex Mtn Solid Waste Transfer Stn	I	\$ 8,897		
	Recreation Commission - Kaleden	I	\$ 4,227		
				\$ 13,124	\$ -
			\$ 1,019,026	\$ 766,208	\$ 252,819
	Second Year totals		\$ 1,416,525		

## 2024 RDOS Draft Budget Comparison with 2023 & 2022

	2024	2023	2022
RDOS Operations	\$ 49.30	\$ 46.70	\$ 42.50
Municipal Debt Repayment	\$ 7.60	\$ 7.31	\$ 6.08
Capital Projects <b>(\$15.1m capital projects are carried forward)</b>	\$ 29.20	\$ 19.60	\$ 28.20
<b>Total RDOS Budget</b>	<b>\$ 86.10</b>	<b>\$ 73.61</b>	<b>\$ 76.78</b>

Of the \$49.3 million operational budget, \$2,832,209 is transferred to capital reserves and \$1,520,667 to operational reserves. The total transferred to reserves which will be used to fund future projects or services is \$4,352,876. Transfer to reserve comprised 8.83% of the operational budget.

<b>REGIONAL DISTRICT OKANAGAN-SIMILKAMEEN</b>				
<b>2021 - 2024 Budget Comparative Requisition</b>				
	<u>2024</u>	<u>2023</u>	<u>2022</u>	<u>2021</u>
<b>RDOS PENTICTON</b>	\$ 3,074,761	\$ 2,537,608	\$ 2,330,139	\$ 2,165,761
<b>RDOS SUMMERLAND</b>	1,116,473	944,706	894,516	813,128
<b>RDOS PRINCETON</b>	152,344	116,462	108,247	107,321
<b>RDOS OLIVER</b>	1,869,784	1,713,954	1,629,089	1,557,165
<b>RDOS OSOYOOS</b>	1,157,152	1,030,070	915,621	902,985
<b>RDOS KEREMEOS</b>	698,877	601,320	555,620	507,433
	<b>8,069,391</b>	<b>6,944,120</b>	<b>6,433,232</b>	<b>6,053,793</b>
<b>PENTICTON INDIAN BAND</b>	-	46,265	40,398	102,478
<b>ELECTORAL AREA A</b>	1,649,787	1,541,512	1,379,229	1,264,368
<b>ELECTORAL AREA B</b>	875,296	793,520	745,248	701,371
<b>ELECTORAL AREA C</b>	2,646,065	2,478,883	2,343,591	2,248,830
<b>ELECTORAL AREA D</b>	3,355,044	3,083,591	2,762,446	2,568,242
<b>ELECTORAL AREA E</b>	2,821,187	2,587,328	2,339,046	2,126,328
<b>ELECTORAL AREA F</b>	1,723,036	1,560,889	1,438,057	1,370,381
<b>ELECTORAL AREA G</b>	1,240,534	1,097,296	1,001,203	951,467
<b>ELECTORAL AREA H</b>	1,979,558	1,861,140	1,743,778	1,648,124
<b>ELECTORAL AREA I</b>	2,230,071	2,097,712	1,904,560	1,433,584
	<b>18,520,578</b>	<b>17,101,871</b>	<b>15,657,158</b>	<b>14,312,695</b>
<b>TOTAL TAX REQUISITION FOR ALL BUDGETS</b>	<b>\$ 26,589,969</b>	<b>\$ 24,092,256</b>	<b>\$ 22,130,788</b>	<b>\$ 20,468,966</b>

A

## Summary of Material Variances to Operational Budget

### Appendix "D"

Coding	Service	Reason for Variance	Participants	Net Increase	% Budget Increase	
100	General Government	Salary increased due to tentatively approved FTEs	All	\$ 352,160	36.51%	Discretionary
400	911 Emergency Call System	Transfer to reserves	All	\$ 100,000	19.71%	Discretionary
410	Emergency Planning	Salaries & Wages have been previously charged to Electoral Admin	All	\$ 274,224	114.64%	Philosophy
7100	Oliver & Area "C" Arena	Operational budget increase (Town of Oliver submitted budget)	Oliver & Area "C"	\$ 65,565	12.46%	
7700	Oliver & Area "C" Parks	Operational budget increase (Town of Oliver submitted budget)	Oliver & Area "C"	\$ 136,830	23.65%	
8600	South Okanagan Transit	Operational budget increase (B.C. Transit submitted	Oliver, Osoyoos ,	\$ 18,259	20.94%	
		Net use of reserves reduced	Areas "A","C" "I"	\$ 11,500		
7050	Fire Protection Keremeos and Areas "B" & "G"	Honorariums Increase - Firefighters	Keremeos, Areas "B" & "G"	\$ 30,176	6.64%	Discretionary
7200	Keremeos & District Recreation	Recreation Program /Facility Attendant now charged to this service	Keremeos, Areas "B" & "G"	\$ 52,561	20.67%	
7310	Keremeos & District Recreation	Staff Hours Increased and Manger salary increase	Keremeos, Areas "B" & "G"	\$ 31,558	53.14%	Discretionary
		Transfer to reserves Increased		\$ 20,000		
<b>300</b>	<b>Electoral Area Administration</b>	<b>Wages redistributed to correct services</b>	<b>All Electoral Areas</b>	<b>\$ (188,189)</b>	<b>-2.41%</b>	<b>Philosophy</b>
5000	Electoral Area Planning	Consultant contract for one year	All Electoral Areas	\$ 70,000	10.67%	
330	Rural Projects Area "C"	Salaries and wages Increased per Manger of CC	Area "C"	\$ 19,578	69.19%	
4200	Development Infrastructure	Salary increased due to tentatively approved FTEs	All Electoral Areas	\$ 68,864	123.76%	Discretionary
340	Rural Projects Area "D"	Salaries and Wages	Area "D"	\$ 26,380	33.03%	
1200	Fire Protection OK Falls/"D"	Honorariums Increase - Firefighters	Area "D"	\$ 37,526	9.24%	Discretionary
8960	Ok Falls Cemetery	Salary increased due to tentatively approved FTEs (\$12,680) and additional labour charges	Area "D"	\$ 28,754	114.53%	Discretionary
9380	Economic Development Area "D"	Special Event Funding	Area "D"	\$ 20,000	14.66%	Discretionary
		One time Contingency		\$ 10,000		Discretionary



## Summary of Material Variances to Operational Budget

### Appendix "D" continued

Coding	Service	Reason for Variance	Participants	Net Increase	% Budget Increase		
9690	Street Lighting OK Falls	Surveyor of Taxes was not able to tax in 2023	Area "D"	\$ 30,019	105.01%		
2500	Building Inspection	Transfer from Operational Reserve eliminated	Areas "A", "C", "D", "E", "F", "H" "I"	\$ 35,000	5.61%		
5700	Mosquito Control	Added as service participants Naramata, Keremeos and Princeton					
1700	Fire Protection Naramata	Honorariums Increase - Firefighters	Area "E"	\$ 11,677	3.17%	Discretionary	
		Increase in transfer to reserves		\$ 9,350		Discretionary	
7540	Naramata Parks and Rec	Increase in transfer to Reserve	Area "E"	\$ 70,715	19.28%	Discretionary	
		No Surplus anticipated		\$ 30,000			
8300	Naramata Transit	Operation Contract increase	Area "E"	\$ 12,030	22.83%		
		No reserves used to fund service		\$ 11,000			
8950	Cemetery Naramata	Increase in Salaries and Wages	Area "E"	\$ 13,436	55.47%		
		Increase in transfer to reserves		\$ 9,534		Discretionary	
1000	Fire Protection West Bench	Contractor Fee increase	Area "F"	\$ 95,679	24.00%		
4400	West Bench Soil Removal	Salaries and wages Increased	Area "F"	\$ 11,332	94.97%		
7570	West Bench Parks Commission	Transfer to reserve allocation increased (no offset from surplus to help fund transfer to reserves)	Area "F"	\$ 33,411	21.72%	Discretionary	
3400	Refuse Disposal Site	Salaries and Wage increase	Keremeos, Areas "B" & "G"	\$ 17,327	13.39%		
7970	Grant in Aids Area "G"	Operational Reserve for 2023 below anticipated amount, not available for 2024	Area "G"	\$ 2,250	256.84%		
1400	Fire Protection Tulameen/Coalmont	Increase in benefits	Area "H"	\$ 20,284	13.09%	Discretionary	
7000	Princeton Recreation	Increase in contract charges	Area "H"	\$ 4,193	1.45%		
1600	Fire Protection Kaleden	Training ground maintenance	Area "I"	\$ 4,000	8.02%		
		Vehicle maintenance #5		\$ 4,000			
		Education and training		\$ 10,000			
		Equipment - SCBA		\$ 7,500			
		Fire fighting equipment		\$ 13,000			
				\$ 1,641,483			

**REGIONAL DISTRICT OKANAGAN-SIMILKAMEEN  
2024 TOTAL REQUISITION SUMMARY**

	<u>2024</u>	<u>2023</u>	<u>\$ Change</u>	<u>% Change</u>	<u>Non-Market Growth %</u>	<u>Net Change %</u>
<b>RDOS PENTICTON</b>	\$ 3,074,761	\$ 2,537,608	\$ 537,153	21.17%	1.05%	20.12%
<b>RDOS SUMMERLAND</b>	1,116,473	944,706	171,767	18.18%	1.77%	16.41%
<b>RDOS PRINCETON</b>	152,344	116,462	35,882	30.81%	0.86%	29.95%
<b>RDOS OLIVER</b>	1,869,784	1,713,954	155,830	9.09%	1.44%	7.65%
<b>RDOS OSOYOOS</b>	1,157,152	1,030,070	127,082	12.34%	1.21%	11.13%
<b>RDOS KEREMEOS</b>	698,877	601,320	97,557	16.22%	1.07%	15.15%
	<b>8,069,392</b>	<b>6,944,120</b>	<b>1,125,272</b>	<b>16.20%</b>	<b>1.24%</b>	<b>14.96%</b>
<b>PENTICTON INDIAN BAND</b>	-	46,265	(46,265)	-100.00%		
<b>ELECTORAL AREA A</b>	1,649,787	1,541,512	108,275	7.02%	2.58%	4.44%
<b>ELECTORAL AREA B</b>	875,296	793,520	81,776	10.31%	5.35%	4.96%
<b>ELECTORAL AREA C</b>	2,646,065	2,478,883	167,182	6.74%	1.60%	5.14%
<b>ELECTORAL AREA D</b>	3,355,044	3,083,591	271,453	8.80%	0.99%	7.81%
<b>ELECTORAL AREA E</b>	2,821,187	2,587,328	233,859	9.04%	3.74%	5.30%
<b>ELECTORAL AREA F</b>	1,723,036	1,560,889	162,147	10.39%	1.54%	8.85%
<b>ELECTORAL AREA G</b>	1,240,534	1,097,296	143,238	13.05%	1.41%	11.64%
<b>ELECTORAL AREA H</b>	1,979,558	1,861,140	118,418	6.36%	2.10%	4.26%
<b>ELECTORAL AREA I</b>	2,230,071	2,097,712	132,359	6.31%	1.30%	5.01%
	<b>18,520,578</b>	<b>17,101,871</b>	<b>1,418,707</b>	<b>8.30%</b>	<b>2.04%</b>	<b>6.26%</b>
<b>TOTAL TAX REQUISITION FOR ALL BUDGETS</b>	<b>\$ 26,589,969</b>	<b>\$ 24,092,256</b>	<b>\$ 2,497,713</b>	<b>10.37%</b>	<b>1.49%</b>	<b>8.88%</b>

## 2024 RDOS Taxes for Member Municipalities and Electoral Areas by Property Value

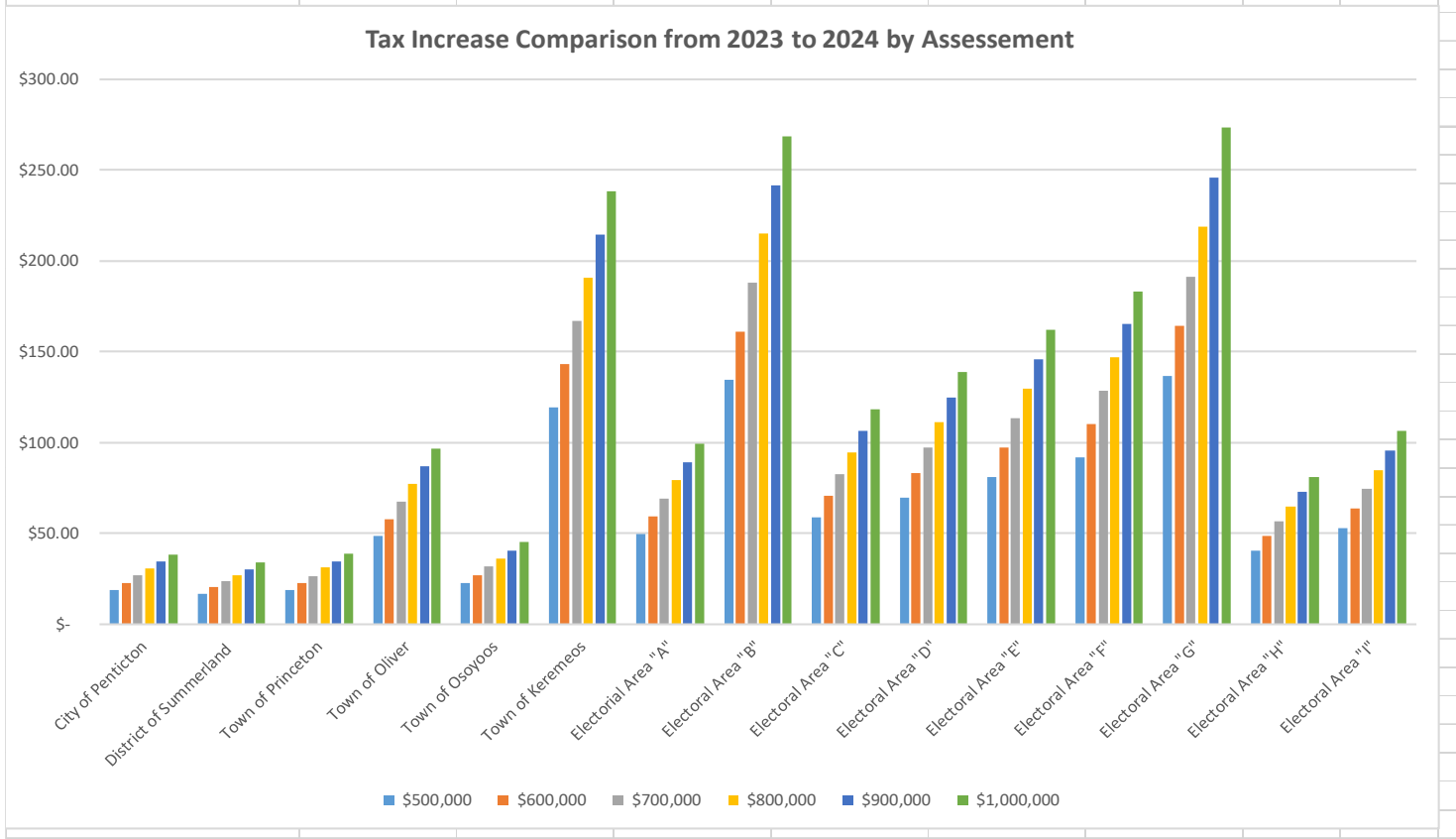
### At First DRAFT

	\$ 500,000	\$ 600,000	\$ 700,000	\$ 800,000	\$ 900,000	\$ 1,000,000
City of Penticton	\$ 109.18	\$ 131.02	\$ 152.85	\$ 174.69	\$ 196.52	\$ 218.30
District of Summerland	\$ 115.50	\$ 138.60	\$ 161.70	\$ 184.80	\$ 207.90	\$ 231.00
Town of Princeton	\$ 81.54	\$ 97.85	\$ 114.16	\$ 130.46	\$ 146.77	\$ 163.08
Town of Oliver	\$ 551.79	\$ 662.14	\$ 772.50	\$ 882.86	\$ 993.21	\$ 1,103.57
Town of Osoyoos	\$ 196.57	\$ 235.88	\$ 275.20	\$ 314.51	\$ 353.83	\$ 393.14
Town of Keremeos	\$ 831.81	\$ 998.17	\$ 1,164.53	\$ 1,330.90	\$ 1,497.26	\$ 1,663.62
Electoral Area "A"	\$ 723.41	\$ 868.09	\$ 1,012.77	\$ 1,157.46	\$ 1,302.14	\$ 1,446.82
Electoral Area "B"	\$ 1,508.38	\$ 1,810.06	\$ 2,111.73	\$ 2,413.41	\$ 2,715.08	\$ 3,016.76
Electoral Area "C"	\$ 968.24	\$ 1,161.88	\$ 1,355.53	\$ 1,549.18	\$ 1,742.82	\$ 1,936.47
Electoral Area "D"	\$ 854.56	\$ 1,025.47	\$ 1,196.38	\$ 1,367.30	\$ 1,538.21	\$ 1,709.12
Electoral Area "E"	\$ 932.63	\$ 1,119.15	\$ 1,305.68	\$ 1,492.20	\$ 1,678.73	\$ 1,865.25
Electoral Area "F"	\$ 972.60	\$ 1,167.11	\$ 1,361.63	\$ 1,556.15	\$ 1,750.67	\$ 1,945.19
Electoral Area "G"	\$ 1,161.44	\$ 1,393.73	\$ 1,626.02	\$ 1,858.30	\$ 2,090.59	\$ 2,322.88
Electoral Area "H"	\$ 682.88	\$ 819.45	\$ 956.03	\$ 1,092.60	\$ 1,229.18	\$ 1,365.75
Electoral Area "I"	\$ 891.36	\$ 1,069.63	\$ 1,247.90	\$ 1,426.18	\$ 1,604.45	\$ 1,782.72

## 2023 RDOS Taxes for Member Municipalities and Electoral Areas by Property Value

	\$ 500,000	\$ 600,000	\$ 700,000	\$ 800,000	\$ 900,000	\$ 1,000,000
City of Penticton	\$ 90.07	\$ 108.08	\$ 126.09	\$ 144.10	\$ 162.12	\$ 180.13
District of Summerland	\$ 98.60	\$ 118.32	\$ 138.04	\$ 157.76	\$ 177.48	\$ 197.20
Town of Princeton	\$ 62.47	\$ 74.96	\$ 87.46	\$ 99.35	\$ 112.45	\$ 124.28
Town of Oliver	\$ 503.39	\$ 604.07	\$ 704.75	\$ 805.42	\$ 906.10	\$ 1,006.78
Town of Osoyoos	\$ 173.96	\$ 208.75	\$ 243.54	\$ 278.34	\$ 313.13	\$ 347.92
Town of Keremeos	\$ 712.66	\$ 855.19	\$ 997.72	\$ 1,140.26	\$ 1,282.79	\$ 1,425.32
Electoral Area "A"	\$ 673.83	\$ 808.60	\$ 943.36	\$ 1,078.13	\$ 1,212.89	\$ 1,347.66
Electoral Area "B"	\$ 1,374.09	\$ 1,648.91	\$ 1,923.73	\$ 2,198.54	\$ 2,473.36	\$ 2,748.18
Electoral Area "C"	\$ 909.08	\$ 1,090.89	\$ 1,272.71	\$ 1,454.52	\$ 1,636.34	\$ 1,818.15
Electoral Area "D"	\$ 785.13	\$ 942.16	\$ 1,099.18	\$ 1,256.21	\$ 1,413.23	\$ 1,570.26
Electoral Area "E"	\$ 851.71	\$ 1,022.05	\$ 1,192.39	\$ 1,362.73	\$ 1,533.07	\$ 1,703.41
Electoral Area "F"	\$ 880.89	\$ 1,057.07	\$ 1,233.25	\$ 1,409.42	\$ 1,585.60	\$ 1,761.78
Electoral Area "G"	\$ 1,024.80	\$ 1,229.75	\$ 1,434.71	\$ 1,639.67	\$ 1,844.63	\$ 2,049.59
Electoral Area "H"	\$ 642.24	\$ 770.68	\$ 899.13	\$ 1,027.58	\$ 1,156.02	\$ 1,284.47
Electoral Area "I"	\$ 838.27	\$ 1,005.92	\$ 1,173.58	\$ 1,341.23	\$ 1,508.89	\$ 1,676.54

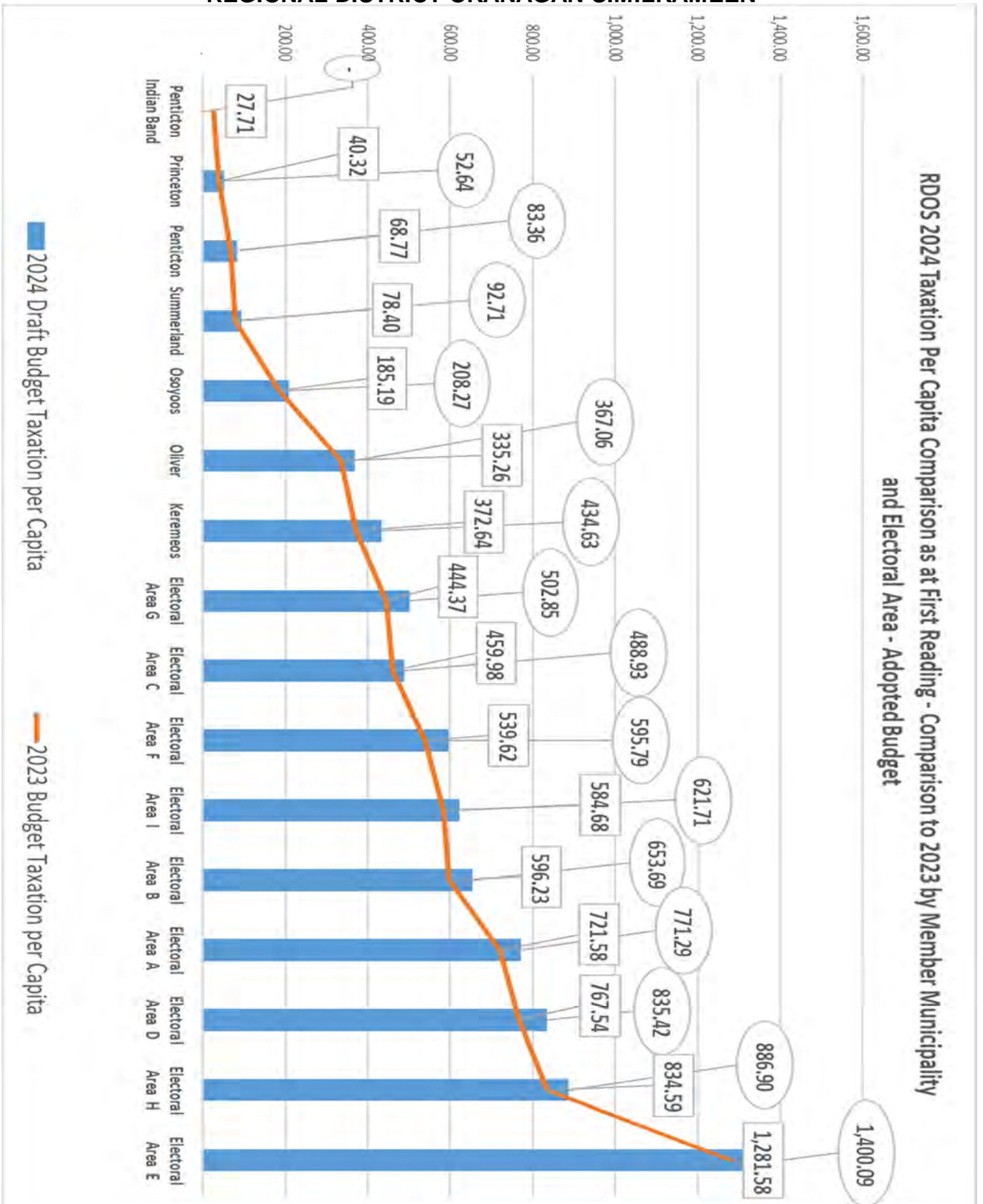
Tax Increase 2023/2024 Taxes for Member Municipalities and Electoral Areas by Property Value						
	\$ 500,000	\$ 600,000	\$ 700,000	\$ 800,000	\$ 900,000	\$ 1,000,000
City of Penticton	\$ 19.11	\$ 22.94	\$ 26.76	\$ 30.59	\$ 34.40	\$ 38.17
District of Summerland	\$ 16.90	\$ 20.28	\$ 23.66	\$ 27.04	\$ 30.42	\$ 33.80
Town of Princeton	\$ 19.07	\$ 22.89	\$ 26.70	\$ 31.11	\$ 34.32	\$ 38.80
Town of Oliver	\$ 48.40	\$ 58.07	\$ 67.75	\$ 77.44	\$ 87.11	\$ 96.79
Town of Osoyoos	\$ 22.61	\$ 27.13	\$ 31.66	\$ 36.17	\$ 40.70	\$ 45.22
Town of Keremeos	\$ 119.15	\$ 142.98	\$ 166.81	\$ 190.64	\$ 214.47	\$ 238.30
Electoral Area "A"	\$ 49.58	\$ 59.49	\$ 69.41	\$ 79.33	\$ 89.25	\$ 99.16
Electoral Area "B"	\$ 134.29	\$ 161.15	\$ 188.00	\$ 214.87	\$ 241.72	\$ 268.58
Electoral Area "C"	\$ 59.16	\$ 70.99	\$ 82.82	\$ 94.66	\$ 106.48	\$ 118.32
Electoral Area "D"	\$ 69.43	\$ 83.31	\$ 97.20	\$ 111.09	\$ 124.98	\$ 138.86
Electoral Area "E"	\$ 80.92	\$ 97.10	\$ 113.29	\$ 129.47	\$ 145.66	\$ 161.84
Electoral Area "F"	\$ 91.71	\$ 110.04	\$ 128.38	\$ 146.73	\$ 165.07	\$ 183.41
Electoral Area "G"	\$ 136.64	\$ 163.98	\$ 191.31	\$ 218.63	\$ 245.96	\$ 273.29
Electoral Area "H"	\$ 40.64	\$ 48.77	\$ 56.90	\$ 65.02	\$ 73.16	\$ 81.28
Electoral Area "I"	\$ 53.09	\$ 63.71	\$ 74.32	\$ 84.95	\$ 95.56	\$ 106.18



**It is important to note that the above increases may change as the budget goes through second and third reading.**

The requisition amounts appearing in Schedule "D" (operational budget) and Schedule "E" (capital) as attached to the bylaw are considered preliminary and are subject to change, with the Board's approval, before final adoption which is set for March 7<sup>t</sup>

## REGIONAL DISTRICT OKANAGAN-SIMILKAMEEN



Net

percentage tax increase after non market growth is considered. The definition of non-market Growth is new construction, residential and other which occurred and the assessment was not part of the previous year's tax calculations.

An example is as follows:

2022 Assessment valued at \$10,000,000, the tax rate would be calculated on the \$10 million. However during 2022 new construction added an addition \$1,000,000 to the areas assessment, the tax rate for the 2023 year would be based on \$11,000,000.

Staff we be sending out invitations to all member municipalities and electoral areas and ask how they would like to have staff present the budget for public consultations.

In Addition, one overall presentation will be taped and made available on line

If an in person consultation is requested first the tape will be shown and then a question and answer section will be held.

If no in person consultation is requested, the taped briefing is available on line and questions can be submitted to the Manager of Finance.

**Respectfully submitted:**

*“Jim Zaffino, Chief Administration Officer*

---

Jim Zaffino, Chief Administration Officer

**Attachments**

Appendix “A” List of Budget Adjustments Requested by Director or Staff

Appendix “B” List of Budget Adjustments Wages (New FTEs and Re-distributed to Correct Service)

Appendix “C” List of tentatively approved FTEs

Budget Schedules A through G

List of Schedules

Bylaw 3053



**REGIONAL DISTRICT OF OKANAGAN SIMILKAMEEN**

**2023 - 2027 BUDGET FOR FIRST READING**

**LIST OF SCHEDULES**



<b>A:</b>	<b>2023 Budget Summary by Program</b>
<b>B:</b>	<b>2023 Material Budget Variance by Program</b>
<b>C:</b>	<b>2023 Tax Requisition Summary and by Member Municipality and Electoral Area</b>
<b>C1:</b>	<b>2023 Tax Requisition Comparison on a per capita basis</b>
<b>C2:</b>	<b>2023 Tax Requisition Comparison for Various Property Values</b>
<b>D:</b>	<b>2023 - 2027 Operational Budget</b>
<b>D1:</b>	<b>Operating Carry Forwards</b>
<b>E:</b>	<b>Capital Budget</b>
<b>E1:</b>	<b>Capital Budget Funding</b>
<b>E2:</b>	<b>Capital Project Carried Forward</b>
<b>F1:</b>	<b>Penticton</b>
<b>F2:</b>	<b>Summerland</b>
<b>F3:</b>	<b>Princeton</b>
<b>F4:</b>	<b>Oliver</b>
<b>F5:</b>	<b>Osoyoos</b>
<b>F6:</b>	<b>Keremeos</b>
<b>F7:</b>	<b>Penticton Indian Band</b>
<b>F8:</b>	<b>Electoral Area "A"</b>
<b>F9:</b>	<b>Electoral Area "B"</b>
<b>F10:</b>	<b>Electoral Area "C"</b>
<b>F11:</b>	<b>Electoral Area "D"</b>
<b>F12:</b>	<b>Electoral Area "E"</b>
<b>F13:</b>	<b>Electoral Area "F"</b>
<b>F14:</b>	<b>Electoral Area "G"</b>
<b>F15:</b>	<b>Electoral Area "H"</b>
<b>F16:</b>	<b>Electoral Area "I"</b>
<b>G:</b>	<b>Tier &amp; Administration charge 2022 and 2023</b>

Appendix "A"

				2024	2025	2026	2027	2028	
<b>Requested By Director from Area 'I'</b>									
Recreation Commission - Kaleden									
7530	1A	I	2-7530-9200-TRANSFER TO RESERVE	Original Request	\$ 96,150	\$ 99,227	\$ 102,402	\$ 105,678	\$ 109,060
				Requested Adjustment	\$ (56,150)	\$ (59,227)	\$ (62,402)	\$ (65,678)	\$ (69,060)
			to lower tax requisition	Updated Amount	\$ 40,000	\$ 40,000	\$ 40,000	\$ 40,000	\$ 40,000
<b>Economic Development - Area 'I'</b>									
9330 1B I 2-9330-3520-CONTRACT SERVICES									
				Original Request	\$ 5,000	\$ 5,000	\$ 5,000	\$ 5,000	\$ 5,000
				Requested Adjustment	\$ 5,000	\$ 5,000	\$ 5,000	\$ 5,000	\$ 5,000
			using south okanagan chamber of commerce	Updated Amount	\$ 10,000	\$ 10,000	\$ 10,000	\$ 10,000	\$ 10,000
<b>Economic Development - Area 'I'</b>									
9330 1C J 1-9330-1000-TAX REQUISITION									
				Original Request	\$ 5,283	\$ 5,283	\$ 5,283	\$ 5,283	\$ 5,283
				Requested Adjustment	\$ (283)	\$ (283)	\$ (283)	\$ (283)	\$ (283)
			to offset expense and set tax req at \$5,000 going forward	Updated Amount	\$ 5,000	\$ 5,000	\$ 5,000	\$ 5,000	\$ 5,000
<b>Recreation Commission - Kaleden</b>									
7531 1D I 2-7531-5503 - KALEDEN HOTEL PARK DEVELOPMENT									
				Original Request	\$ 150,000	\$ -	\$ -	\$ -	\$ -
				Requested Adjustment	\$ (150,000)	\$ -	\$ -	\$ -	\$ -
			Remove and Re evaluate funding and take as ammendment later	Updated Amount	\$ -	\$ -	\$ -	\$ -	\$ -
<b>Recreation Commission - Kaleden</b>									
7531 1E J 1-7531-7200-DEBENTURE PROCEEDS									
				Original Request	\$ 150,000	\$ -	\$ -	\$ -	\$ -
				Requested Adjustment	\$ (150,000)	\$ -	\$ -	\$ -	\$ -
			see above	Updated Amount	\$ -	\$ -	\$ -	\$ -	\$ -
<b>Requested By Director from Area 'C'</b>									
Grant in Aid Area 'C'									
7940 2A C 2-7940-9500-GRANTS IN AID									
				Original Request	\$ 10,000	\$ 10,000	\$ 10,000	\$ 10,000	\$ 10,000
				Requested Adjustment	\$ 29,000	\$ 30,300	\$ 30,300	\$ 30,300	\$ 30,300
			to smooth out tax requisition	Updated Amount	\$ 39,000	\$ 40,300	\$ 40,300	\$ 40,300	\$ 40,300
7940 2B C 2-7940-9501-RELOCATION SUPPORT									
				Original Request	\$ 17,500	\$ -	\$ -	\$ -	\$ -
				Requested Adjustment	\$ (17,500)	\$ -	\$ -	\$ -	\$ -
			remove was a one time expense	Updated Amount	\$ -	\$ -	\$ -	\$ -	\$ -
7940 2C C 1-7940-6290-TRANSFER FROM OPERATING RESERVE									
				Original Request	\$ 17,500	\$ -	\$ -	\$ -	\$ -
				Requested Adjustment	\$ (17,500)	\$ -	\$ -	\$ -	\$ -
			remove was funding for above one time expense	Updated Amount	\$ -	\$ -	\$ -	\$ -	\$ -
<b>Requested By Fire Chief</b>									
Kaleden Fire Department									
1601 3A I 2-1601-5500-PUMPER TRUCK									
				Original Request	\$ 250,000	\$ -	\$ -	\$ -	\$ -
				Requested Adjustment	\$ 154,000	\$ -	\$ -	\$ -	\$ -
			to move funding forward for early delivery and fix amounts from 2023 that were missed	Updated Amount	\$ 404,000	\$ -	\$ -	\$ -	\$ -
1601 3B I 2-1601-5500-PUMPER TRUCK CF									
				Original Request	\$ 199,560	\$ -	\$ -	\$ -	\$ -
				Requested Adjustment	\$ (199,560)	\$ -	\$ -	\$ -	\$ -
			remove CF as spent in 2023	Updated Amount	\$ -	\$ -	\$ -	\$ -	\$ -



Appendix "A"

					2024	2025	2026	2027	2028
1601	3C	I	1-1601-6000-TRANSFER FROM CAPITAL RESERVE	Original Request	\$ 499,560	\$ 51,000	\$ 62,350	\$ 54,106	\$ 55,188
			funding for above change	Requested Adjustment	\$ (95,560)				
				Updated Amount	\$ 404,000	\$ 51,000	\$ 62,350	\$ 54,106	\$ 55,188
<b>Requested By Fire Chief</b>					2024	2025	2026	2027	2028
Anarchist Mountain Fire Department									
1801	4A	A	2-1801-5504- SIDE BY SIDE ATV	Original Request	\$ -	\$ 25,000	\$ -	\$ -	\$ -
			to remove as early purchase was granted in 2023	Requested Adjustment	\$ -	\$ (25,000)	\$ -	\$ -	\$ -
				Updated Amount	\$ -	\$ -	\$ -	\$ -	\$ -
1801	4B	A	1-1801-8000 PROVINCIAL GRANT	Original Request	\$ -	\$ 425,000	\$ 100,000	\$ 100,000	\$ -
			to remove funding of above transaction	Requested Adjustment	\$ -	\$ (25,000)	\$ -	\$ -	\$ -
				Updated Amount	\$ -	\$ 400,000	\$ 100,000	\$ 100,000	\$ -
<b>Requested By Utilities Manager</b>					2024	2025	2026	2027	2028
Water System - Sage Mesa									
3910	5A	F	2-3910-2501- OPERATIONS ADDITIONAL COST ON SALARY AND OTHER	Original Request	\$ -	\$ -	\$ -	\$ -	\$ -
			Carry forward Sage Mesa OCF13	Requested Adjustment	\$ 30,000	\$ -	\$ -	\$ -	\$ -
				Updated Amount	\$ 30,000	\$ -	\$ -	\$ -	\$ -
<b>Electoral Area Administration</b>					2024	2025	2026	2027	2028
Electoral Areas									
0300	5B		2-300-4300-HERITAGE HILLS SEWER STUDY	Original Request	\$ -	\$ -	\$ -	\$ -	\$ -
			Carry forward Heritage Hills water and sewer acquisitions OCF14	Requested Adjustment	\$ 50,000	\$ -	\$ -	\$ -	\$ -
				Updated Amount	\$ 50,000	\$ -	\$ -	\$ -	\$ -
<b>Electoral Area Administration</b>					2024	2025	2026	2027	2028
Electoral Areas									
0300	5C		1-300-6295-TRANSFER FROM RURAL AREA FEASABILITY FUND	Original Request	\$ -	\$ -	\$ -	\$ -	\$ -
			Funding for carry forward Heritage Hills water and sewer acquisitions OCF14	Requested Adjustment	\$ 50,000	\$ -	\$ -	\$ -	\$ -
				Updated Amount	\$ 50,000	\$ -	\$ -	\$ -	\$ -
<b>Electoral Area Administration</b>					2024	2025	2026	2027	2028
Electoral Areas									
0300	5D		2-300-4244-SPECIAL PROJECTS - AREA D	Original Request	\$ -	\$ -	\$ -	\$ -	\$ -
			Carry Forward Skaha Estates Improvement District Conversion OCF15	Requested Adjustment	\$ 200,000	\$ -	\$ -	\$ -	\$ -
				Updated Amount	\$ 200,000	\$ -	\$ -	\$ -	\$ -
<b>Electoral Area Administration</b>					2024	2025	2026	2027	2028
Electoral Areas									
0300	5E		1-300-9000-MISCELLANEOUS REVENUE	Original Request	\$ -	\$ -	\$ -	\$ -	\$ -
			Funding from Skaha Estates Improvement District for above project OCF15	Requested Adjustment	\$ 150,000	\$ -	\$ -	\$ -	\$ -
				Updated Amount	\$ 150,000	\$ -	\$ -	\$ -	\$ -
<b>Requested By Solid Waste Manager</b>					2024	2025	2026	2027	2028
Recycling / Garbage Area "D","E","F","I"									
3550	6A	D,E,F,I	1-3550-4710-CURBSIDE USER FEES - RURAL	Original Request	\$ 402,579	\$ 408,194	\$ 422,285	\$ 436,857	\$ 451,936
			To set fees at 157.17 per household	Requested Adjustment	\$ 3,076	\$ 11,659	\$ 12,262	\$ 12,899	\$ 13,562
				Updated Amount	\$ 405,655	\$ 419,853	\$ 434,548	\$ 449,757	\$ 465,498
<b>Recycling / Garbage Area "D","E","F","I"</b>					2024	2025	2026	2027	2028
3550	6B	D,E,F,I	1-3550-4720-CURBSIDE USER FEES - RED WING	Original Request	\$ 57,000	\$ 58,995	\$ 61,060	\$ 63,197	\$ 65,409
			To set fees at 157.17 per household	Requested Adjustment	\$ (1,519)	\$ (1,572)	\$ (1,627)	\$ (1,684)	\$ (1,743)
				Updated Amount	\$ 55,481	\$ 57,423	\$ 59,433	\$ 61,513	\$ 63,666

Appendix "A"

				2024	2025	2026	2027	2028
Recycling / Garbage Area "D","E","F","I"								
3550	6C	D,E,F,I	2-3550-9290-TRANSFER TO OPERATING RESERVE	Original Request	\$ 8,000	\$ -	\$ -	\$ -
			Plug to make above fee structure works	Requested Adjustment	\$ 1,760	\$ 10,297	\$ 10,853	\$ 11,441
				Updated Amount	\$ 9,760	\$ 10,297	\$ 10,853	\$ 11,441
								\$ 12,052
								\$ 12,052
Requested By Fire Chief								
Willowbrook Mountain Fire Department								
1501	7A	C	2-1501-5644-COMMAND / DUTY TRUCK	Original Request	\$ 100,000	\$ -	\$ -	\$ -
			to remove as early purchase was granted in 2023	Requested Adjustment	\$ (100,000)	\$ -	\$ -	\$ -
				Updated Amount	\$ -	\$ -	\$ -	\$ -
1501	7B	C	1-1501-6290-TRANSFER FROM OPERATING RESERVE	Original Request	\$ 100,000	\$ -	\$ -	\$ -
			to remove funding of above transaction	Requested Adjustment	\$ (100,000)	\$ -	\$ -	\$ -
				Updated Amount	\$ -	\$ -	\$ -	\$ -
1501	7C	C	2-1501-5600-CAPITAL EXPENDITURES - EQUIPMENT	Original Request	\$ -	\$ -	\$ -	\$ -
			To Purchase Radios late addition to budget	Requested Adjustment	\$ 10,000	\$ -	\$ -	\$ -
				Updated Amount	\$ 10,000	\$ -	\$ -	\$ -
Requested By FSW Manager								
Refuse Disposal - Oliver & Area "C"								
3000	8A	Oliver / C	1-3000-4640-MMBC REVENUE	Original Request	\$ 3,000	\$ 3,000	\$ 3,000	\$ 3,000
			to remove MMBC increase as revenue stays flat due to contract	Requested Adjustment	\$ -	\$ -	\$ -	\$ -
				Updated Amount	\$ 3,000	\$ 3,000	\$ 3,000	\$ 3,000
3500	8B	Pen / D3	1-3500-4640-MMBC REVENUE	Original Request	\$ 10,180	\$ 10,536	\$ 10,905	\$ 11,287
			to remove MMBC increase as revenue stays flat due to contract	Requested Adjustment	\$ 36,820	\$ 36,464	\$ 36,095	\$ 35,713
				Updated Amount	\$ 47,000	\$ 47,000	\$ 47,000	\$ 47,000
3520	8C	A	1-3520-4640-MMBC Revenue	Original Request	\$ 46,624	\$ 48,256	\$ 49,945	\$ 51,693
			to remove MMBC increase as revenue stays flat due to contract	Requested Adjustment	\$ (5,624)	\$ (7,256)	\$ (8,945)	\$ (10,693)
				Updated Amount	\$ 41,000	\$ 41,000	\$ 41,000	\$ 41,000
3530	8D	B	1-3530-4640-MMBC Revenue	Original Request	\$ 22,247	\$ 23,026	\$ 23,832	\$ 24,666
			to remove MMBC increase as revenue stays flat due to contract	Requested Adjustment	\$ (2,247)	\$ (3,026)	\$ (3,832)	\$ (4,666)
				Updated Amount	\$ 20,000	\$ 20,000	\$ 20,000	\$ 20,000
3540	8E	C	1-3540-4640-MMBC Revenue	Original Request	\$ 66,243	\$ 68,562	\$ 70,961	\$ 73,445
			to remove MMBC increase as revenue stays flat due to contract	Requested Adjustment	\$ (5,243)	\$ (7,562)	\$ (9,961)	\$ (12,445)
				Updated Amount	\$ 61,000	\$ 61,000	\$ 61,000	\$ 61,000
3550	8F	D/E/F/I	1-3550-4640-MMBC Revenue	Original Request	\$ 132,940	\$ 137,593	\$ 142,409	\$ 147,393
			to remove MMBC increase as revenue stays flat due to contract	Requested Adjustment	\$ (12,440)	\$ (17,093)	\$ (21,909)	\$ (26,893)
				Updated Amount	\$ 120,500	\$ 120,500	\$ 120,500	\$ 120,500
3570	8G	D	1-3570-4640-MMBC Revenue	Original Request	\$ 85,548	\$ 88,542	\$ 91,641	\$ 94,848
			to remove MMBC increase as revenue stays flat due to contract	Requested Adjustment	\$ (8,548)	\$ (11,542)	\$ (14,641)	\$ (17,848)
				Updated Amount	\$ 77,000	\$ 77,000	\$ 77,000	\$ 77,000
3580	8H	G	1-3580-4640-MMBC Revenue	Original Request	\$ 55,777	\$ 57,729	\$ 59,750	\$ 61,841
			to remove MMBC increase as revenue stays flat due to contract	Requested Adjustment	\$ (3,777)	\$ (5,729)	\$ (7,750)	\$ (9,841)
				Updated Amount	\$ 52,000	\$ 52,000	\$ 52,000	\$ 52,000

Appendix "A"

					2024	2025	2026	2027	2028
3590	8I	Keremeos	1-3590-4640-MMBC Revenue	Original Request	\$ 34,798	\$ 36,016	\$ 37,276	\$ 38,581	\$ 39,932
				Requested Adjustment	\$ (3,798)	\$ (5,016)	\$ (6,276)	\$ (7,581)	\$ (8,932)
			to remove MMBC increase as revenue stays flat due to contract.	Updated Amount	\$ 31,000	\$ 31,000	\$ 31,000	\$ 31,000	\$ 31,000
<b>Requested By Director from Area "G"</b>					<b>2024</b>	<b>2025</b>	<b>2026</b>	<b>2027</b>	<b>2028</b>
Grant in Aid Area "G"									
7970	9A	G	2-7970-9500-GRANTS IN AID	Original Request	\$ 4,000	\$ -	\$ -	\$ -	\$ -
			change as per director	Requested Adjustment	\$ (2,000)	\$ -	\$ -	\$ -	\$ -
				Updated Amount	\$ 2,000	\$ -	\$ -	\$ -	\$ -
Cemetery Area "G"					<b>2024</b>	<b>2025</b>	<b>2026</b>	<b>2027</b>	<b>2028</b>
9000	9B	G	2-9000-3660-CONTRACTS - KEREMEOS	Original Request	\$ 1,000	\$ 1,000	\$ 1,000	\$ 1,000	\$ 1,000
			move to service 9010 as per director	Requested Adjustment	\$ (1,000)	\$ (1,000)	\$ (1,000)	\$ (1,000)	\$ (1,000)
				Updated Amount	\$ -	\$ -	\$ -	\$ -	\$ -
Cemetery Area "G"					<b>2024</b>	<b>2025</b>	<b>2026</b>	<b>2027</b>	<b>2028</b>
9010	9C	G	2-9010-3525-CONTRACTS - KEREMEOS	Original Request	\$ -	\$ -	\$ -	\$ -	\$ -
			moved from service 9000 as per director	Requested Adjustment	\$ 1,000	\$ 1,000	\$ 1,000	\$ 1,000	\$ 1,000
				Updated Amount	\$ 1,000	\$ 1,000	\$ 1,000	\$ 1,000	\$ 1,000
<b>Requested By CAO</b>					<b>2024</b>	<b>2025</b>	<b>2026</b>	<b>2027</b>	<b>2028</b>
Campground - Loose Bay									
3905	10A	C	1-3905-9010-RECOVERIES - OLIVER	Original Request	\$ -	\$ -	\$ -	\$ -	\$ -
			Oliver Loose Bay contribution	Requested Adjustment	\$ 8,700	\$ -	\$ -	\$ -	\$ -
				Updated Amount	\$ 8,700	\$ -	\$ -	\$ -	\$ -
Heritage Hills Sewer					<b>2024</b>	<b>2025</b>	<b>2026</b>	<b>2027</b>	<b>2028</b>
0300	10B	Electoral Areas	1-0300-9010-RECOVERABLE HERITAGE HILLS SEWER	Original Request	\$ -	\$ -	\$ -	\$ -	\$ -
			Recoverable Heritage Hills Sewer	Requested Adjustment	\$ 20,000	\$ -	\$ -	\$ -	\$ -
				Updated Amount	\$ 20,000	\$ -	\$ -	\$ -	\$ -
Heritage Hills Water					<b>2024</b>	<b>2025</b>	<b>2026</b>	<b>2027</b>	<b>2028</b>
0300	10C	Electoral Areas	1-0300-9020-RECOVERABLE HERITAGE HILLS WATER	Original Request	\$ -	\$ -	\$ -	\$ -	\$ -
			Recoverable Heritage Hills Water	Requested Adjustment	\$ 20,000	\$ -	\$ -	\$ -	\$ -
				Updated Amount	\$ 20,000	\$ -	\$ -	\$ -	\$ -
General Government					<b>2024</b>	<b>2025</b>	<b>2026</b>	<b>2027</b>	<b>2028</b>
0100	10D	All	2-0100-1001-SALARIES & WAGES	Original Request	\$ 308,942	\$ 402,485	\$ 410,690	\$ 419,065	\$ 427,616
			Remove 8 months of supervisor wage	Requested Adjustment	\$ (62,660)	\$ -	\$ -	\$ -	\$ -
				Updated Amount	\$ 246,282	\$ 402,485	\$ 410,690	\$ 419,065	\$ 427,616
<b>Requested By Director from Area "D"</b>					<b>2024</b>	<b>2025</b>	<b>2026</b>	<b>2027</b>	<b>2028</b>
Recreation Commission - Okanagan Falls									
7520	11A	D	2-7520-9200-TRANSFER TO RESERVE	Original Request	\$ 132,000	\$ 129,516	\$ 140,661	\$ 137,938	\$ 149,852
			change as per director	Requested Adjustment	\$ (97,000)	\$ (79,516)	\$ (75,661)	\$ (57,938)	\$ (54,852)
				Updated Amount	\$ 35,000	\$ 50,000	\$ 65,000	\$ 80,000	\$ 95,000
Cemetery - Okanagan Falls					<b>2024</b>	<b>2025</b>	<b>2026</b>	<b>2027</b>	<b>2028</b>
8960	11B	D	2-8960-9290-TRANSFER TO OPERATING RESERVE	Original Request	\$ 1,000	\$ 1,032	\$ 1,065	\$ 1,099	\$ 1,134
			change as per director	Requested Adjustment	\$ (1,000)	\$ (1,032)	\$ (1,065)	\$ (1,099)	\$ (1,134)
				Updated Amount	\$ -	\$ -	\$ -	\$ -	\$ -
Fire Protection - Okanagan Falls					<b>2024</b>	<b>2025</b>	<b>2026</b>	<b>2027</b>	<b>2028</b>
1201	11C	D	2-1201-5500-CAPITAL EXPENDITURES - Fire Hall Construction	Original Request	\$ 17,531	\$ -	\$ -	\$ -	\$ -
			change as per director	Requested Adjustment	\$ (17,531)	\$ -	\$ -	\$ -	\$ -
				Updated Amount	\$ -	\$ -	\$ -	\$ -	\$ -



Appendix "A"

				2024	2025	2026	2027	2028		
Fire Protection - Okanagan Falls	1201	11D	D	2-1201-5501-CAPITAL EXPENDITURES - FIRE HALL CONSTRUCTION	Original Request	\$ 177,935	\$ -	\$ -	\$ -	\$ -
				change as per director	Requested Adjustment	\$ (177,935)	\$ -	\$ -	\$ -	\$ -
					Updated Amount	\$ -	\$ -	\$ -	\$ -	\$ -
				2024	2025	2026	2027	2028		
Fire Protection - Okanagan Falls	1201	11E	D	1-1201-6000-TRANSFER FROM CAPITAL RESERVE	Original Request	\$ 309,673	\$ 50,405	\$ 51,413	\$ 54,724	\$ 55,818
				change as per director	Requested Adjustment	\$ (195,466)	\$ -	\$ -	\$ -	\$ -
					Updated Amount	\$ 114,207	\$ 50,405	\$ 51,413	\$ 54,724	\$ 55,818
				2024	2025	2026	2027	2028		
Grant in Aid - Area D	7950	11F	D	2-7950-9502-CONTRIBUTION FOR BUS PURCHASE	Original Request	\$ -	\$ -	\$ -	\$ -	\$ -
				change as per director desert sun bus	Requested Adjustment	\$ 27,500	\$ -	\$ -	\$ -	\$ -
					Updated Amount	\$ 27,500	\$ -	\$ -	\$ -	\$ -
				2024	2025	2026	2027	2028		
Grant in Aid - Area D	7950	11G	D	1-7950-6070- TRANSFER FROM GAS TAX	Original Request	\$ -	\$ -	\$ -	\$ -	\$ -
				funding for bus	Requested Adjustment	\$ 27,500	\$ -	\$ -	\$ -	\$ -
					Updated Amount	\$ 27,500	\$ -	\$ -	\$ -	\$ -
				2024	2025	2026	2027	2028		
Economic Development - Area "D"	9380	11H	D	2-9380-4500-SPECIAL EVENTS	Original Request	\$ 15,000	\$ 3,253	\$ 3,357	\$ 3,464	\$ 3,575
				Remove as per director	Requested Adjustment	\$ (15,000)	\$ (3,253)	\$ (3,357)	\$ (3,464)	\$ (3,575)
					Updated Amount	\$ -	\$ -	\$ -	\$ -	\$ -
				2024	2025	2026	2027	2028		
Economic Development - Area "D"	9380	11I	D	2-9380-4500 - VISIT SOUTH OKANAGAN	Original Request	\$ -	\$ -	\$ -	\$ -	\$ -
				funding to continue for 2024 as per director	Requested Adjustment	\$ 2,500	\$ -	\$ -	\$ -	\$ -
					Updated Amount	\$ 2,500	\$ -	\$ -	\$ -	\$ -
				2024	2025	2026	2027	2028		
Economic Development - Area "D"	9380	11J	D	2-9380-4500- Heritage Museum	Original Request	\$ -	\$ -	\$ -	\$ -	\$ -
				Add as per director	Requested Adjustment	\$ 10,000	\$ -	\$ -	\$ -	\$ -
					Updated Amount	\$ 10,000	\$ -	\$ -	\$ -	\$ -
				2024	2025	2026	2027	2028		
Economic Development - Area "D"	9380	11K	D	2-9380-9300-CONTINGENCY	Original Request	\$ -	\$ -	\$ -	\$ -	\$ -
				Add as per director	Requested Adjustment	\$ 10,000	\$ -	\$ -	\$ -	\$ -
					Updated Amount	\$ 10,000	\$ -	\$ -	\$ -	\$ -
				2024	2025	2026	2027	2028		
Economic Development - Area "D"	9380	11L	D	2-9380-2500-OPERATIONS	Original Request	\$ 1,250	\$ 60	\$ 123	\$ 189	\$ 259
				Remove as per director	Requested Adjustment	\$ (1,250)	\$ (60)	\$ (123)	\$ (189)	\$ (259)
					Updated Amount	\$ -	\$ -	\$ -	\$ -	\$ -
				2024	2025	2026	2027	2028		
Economic Development - Area "D"	9380	11M	D	2-9380-3000-CONSULTANTS	Original Request	\$ 5,815	\$ 6,286	\$ 6,734	\$ 7,249	\$ 7,764
				Remove as per director	Requested Adjustment	\$ (5,815)	\$ (6,286)	\$ (6,734)	\$ (7,249)	\$ (7,764)
					Updated Amount	\$ -	\$ -	\$ -	\$ -	\$ -
				2024	2025	2026	2027	2028		
Economic Development - Area "D"	9380	11N	D	2-9380-5500-OKANAGAN FALLS REVITALIZATION	Original Request	\$ 7,880	\$ 8,132	\$ 8,392	\$ 8,661	\$ 8,938
				Remove as per director	Requested Adjustment	\$ (7,880)	\$ (8,132)	\$ (8,392)	\$ (8,661)	\$ (8,938)
					Updated Amount	\$ -	\$ -	\$ -	\$ -	\$ -
				2024	2025	2026	2027	2028		
Economic Development - Area "D"	9380	11O	D	2-9380-7100-SUPPLIES	Original Request	\$ 8,000	\$ 8,256	\$ 8,520	\$ 8,793	\$ 9,074
				Decrease as per director	Requested Adjustment	\$ (3,000)	\$ (3,256)	\$ (3,520)	\$ (3,793)	\$ (4,074)
					Updated Amount	\$ 5,000	\$ 5,000	\$ 5,000	\$ 5,000	\$ 5,000

Appendix "A"

				2024	2025	2026	2027	2028	
<b>Economic Development - Area "D"</b>									
9380	11P	D	2-9380-8000-PROMOTION/BROCHURE	Original Request	\$ 2,101	\$ 2,168	\$ 2,237	\$ 2,309	\$ 2,383
				Requested Adjustment	\$ (2,101)	\$ (2,168)	\$ (2,237)	\$ (2,309)	\$ (2,383)
			Remove as per director	Updated Amount	\$ -	\$ -	\$ -	\$ -	\$ -
				2024	2025	2026	2027	2028	
<b>Economic Development - Area "D"</b>									
9380	11Q	D	2-9380-8010-PROMOTION/MEDIA KIT	Original Request	\$ 3,152	\$ 3,253	\$ 3,357	\$ 3,464	\$ 3,575
				Requested Adjustment	\$ (3,152)	\$ (3,253)	\$ (3,357)	\$ (3,464)	\$ (3,575)
			Remove as per director	Updated Amount	\$ -	\$ -	\$ -	\$ -	\$ -
				2024	2025	2026	2027	2028	
<b>Economic Development - Area "D"</b>									
9380	11R	D	2-9380-8500-TELEPHONE/INTERNET/FAX/UTILITIES	Original Request	\$ 9,215	\$ 9,510	\$ 9,814	\$ 10,128	\$ 10,452
				Requested Adjustment	\$ (4,215)	\$ (4,000)	\$ (4,000)	\$ (4,000)	\$ (4,000)
			Decrease as per director	Updated Amount	\$ 5,000	\$ 5,510	\$ 5,814	\$ 6,128	\$ 6,452
				2024	2025	2026	2027	2028	
<b>Cemetery - Area "D"</b>									
8960	11S	D	2-8960-9200-TRANSFER TO CAPITAL RESERVE	Original Request	\$ 11,000	\$ 11,352	\$ 11,715	\$ 12,090	\$ 12,477
				Requested Adjustment	\$ (11,000)	\$ -	\$ -	\$ -	\$ -
			To offset 2023 fees not collected	Updated Amount	\$ -	\$ 11,352	\$ 11,715	\$ 12,090	\$ 12,477
				2024	2025	2026	2027	2028	
<b>Requested By Director from Area "A"</b>									
<b>Area "A" Community Parks</b>									
7870	12A	A	2-7870-5900-PARKS IMPROVEMENTS	Original Request	\$ 3,105	\$ 3,204	\$ 3,307	\$ 3,413	\$ 3,522
				Requested Adjustment	\$ 6,895	\$ -	\$ -	\$ -	\$ -
			change as per director	Updated Amount	\$ 10,000	\$ 3,204	\$ 3,307	\$ 3,413	\$ 3,522
				2024	2025	2026	2027	2028	
7870	12B	A	1-7870-6070-TRANSFER FROM RESERVE - GAS TAX	Original Request	3,105	3,204	3,307	3,413	3,522
				Requested Adjustment	\$ 6,895	\$ -	\$ -	\$ -	\$ -
			to fund above change	Updated Amount	\$ 10,000	\$ 3,204	\$ 3,307	\$ 3,413	\$ 3,522
				2024	2025	2026	2027	2028	
7870	12C	A	2-7870-3520-CONTRACT SERVICES	Original Request	22,633	23,358	24,106	24,877	25,672
				Requested Adjustment	\$ 5,000	\$ 5,150	\$ 5,305	\$ 5,464	\$ 5,628
			to accomidate Jamie Soule Park	Updated Amount	\$ 27,633	\$ 28,508	\$ 29,411	\$ 30,341	\$ 31,300
				2024	2025	2026	2027	2028	
<b>Requested By CAO</b>									
<b>Fire Protection Keremeos</b>									
1100	13A	Keremeos B&G	2-1100-9030-INTERNAL DEBT PRINCIPAL & INTEREST (5YR RESERVE BORROWING)	Original Request	\$ 22,644	\$ 22,644	\$ 22,644	\$ 22,644	\$ 22,644
				Requested Adjustment	\$ (22,644)	\$ (22,644)	\$ (22,644)	\$ (22,644)	\$ (22,644)
			change as per CAO	Updated Amount	\$ -	\$ -	\$ -	\$ -	\$ -
				2024	2025	2026	2027	2028	
1101	13B	Keremeos B&G	2-1101-5504-HALL RELOCATION STUDY	Original Request	100,000	-	-	-	-
				Requested Adjustment	\$ (55,000)	\$ -	\$ -	\$ -	\$ -
			change as per CAO	Updated Amount	\$ 45,000	\$ -	\$ -	\$ -	\$ -
				2024	2025	2026	2027	2028	
1101	13C	Keremeos B&G	1-1101-6000-TRANSFER FROM CAPITAL RESERVE	Original Request	135,000	-	-	-	-
				Requested Adjustment	\$ (55,000)	\$ -	\$ -	\$ -	\$ -
			change as per CAO	Updated Amount	\$ 80,000	\$ -	\$ -	\$ -	\$ -

Appendix "A"

Requested By Utilities Manager				2024	2025	2026	2027	2028	
Fire Protection Keremeos									
3915	14A	D	2-3915-9010-DEBT INTEREST SCOTIA BANK	Original Request	\$ 562	\$ 562	\$ 562	\$ 562	\$ 562
			loans were paid before transition	Requested Adjustment	\$ (562)	\$ (562)	\$ (562)	\$ (562)	\$ (562)
				Updated Amount	\$ -	\$ -	\$ -	\$ -	\$ -
					2024	2025	2026	2027	2028
3915	14B	D	2-3915-9011-DEBT INTEREST - ROTAL BANK	Original Request	992	992	992	992	992
			loans were paid before transition	Requested Adjustment	\$ (992)	\$ (992)	\$ (992)	\$ (992)	\$ (992)
				Updated Amount	\$ -	\$ -	\$ -	\$ -	\$ -
					2024	2025	2026	2027	2028
3915	14C	D	2-3915-9020-DEBT PRINCIPAL SCOTIA BANK	Original Request	4,362	4,362	4,362	4,362	4,362
			loans were paid before transition	Requested Adjustment	\$ (4,362)	\$ (4,362)	\$ (4,362)	\$ (4,362)	\$ (4,362)
				Updated Amount	\$ -	\$ -	\$ -	\$ -	\$ -
					2024	2025	2026	2027	2028
3915	14D	D	2-3915-9021-DEBT PRINCIPAL ROYAL BANK	Original Request	14,525	14,525	14,525	14,525	14,525
			loans were paid before transition	Requested Adjustment	\$ (14,525)	\$ (14,525)	\$ (14,525)	\$ (14,525)	\$ (14,525)
				Updated Amount	\$ -	\$ -	\$ -	\$ -	\$ -
					2024	2025	2026	2027	2028
3800	14E	D	2-3800-5400-DEPRECIATION	Original Request	3,091	3,091	3,091	3,091	3,091
			depreciation now accounted for in replacement reserve account	Requested Adjustment	\$ (3,091)	\$ (3,091)	\$ (3,091)	\$ (3,091)	\$ (3,091)
				Updated Amount	\$ -	\$ -	\$ -	\$ -	\$ -
					2024	2025	2026	2027	2028
3920	14F	F	2-3920-5400-DEPRECIATION	Original Request	1,242	1,242	1,242	1,242	1,242
			depreciation now accounted for in replacement reserve account	Requested Adjustment	\$ (1,242)	\$ (1,242)	\$ (1,242)	\$ (1,242)	\$ (1,242)
				Updated Amount	\$ -	\$ -	\$ -	\$ -	\$ -
					2024	2025	2026	2027	2028
3920	14G	F	2-3920-9200-TRANSFER TO RESERVE	Original Request	5,000	3,000	5,000	1,000	1,000
			Change	Requested Adjustment	\$ (3,000)	\$ (1,000)	\$ (3,000)	\$ -	\$ -
				Updated Amount	\$ 2,000	\$ 2,000	\$ 2,000	\$ 1,000	\$ 1,000
					2024	2025	2026	2027	2028
3930	14H	C	2-3930-5400-VEHICLE DEPRECIATION	Original Request	155	155	155	155	155
			depreciation now accounted for in replacement reserve account	Requested Adjustment	\$ (155)	\$ (155)	\$ (155)	\$ (155)	\$ (155)
				Updated Amount	\$ -	\$ -	\$ -	\$ -	\$ -
					2024	2025	2026	2027	2028
3940	14I	E	2-3940-5400-DEPRECIATION/REPLACEMENT VEHICLES	Original Request	10,000	10,000	10,000	10,000	10,000
			depreciation now accounted for in replacement reserve account	Requested Adjustment	\$ (10,000)	\$ (10,000)	\$ (10,000)	\$ (10,000)	\$ (10,000)
				Updated Amount	\$ -	\$ -	\$ -	\$ -	\$ -
					2024	2025	2026	2027	2028
3960	14J	G	2-3960-5400-DEPRECIATION	Original Request	4,000	4,000	4,000	4,000	4,000
			depreciation now accounted for in replacement reserve account	Requested Adjustment	\$ (4,000)	\$ (4,000)	\$ (4,000)	\$ (4,000)	\$ (4,000)
				Updated Amount	\$ -	\$ -	\$ -	\$ -	\$ -
					2024	2025	2026	2027	2028
3970	14K	F	2-3970-5400-VEHICLE DEPRECIATION	Original Request	2,060	2,060	2,060	2,060	2,060
			depreciation now accounted for in replacement reserve account	Requested Adjustment	\$ (2,060)	\$ (2,060)	\$ (2,060)	\$ (2,060)	\$ (2,060)
				Updated Amount	\$ -	\$ -	\$ -	\$ -	\$ -



Appendix "A"

				2024	2025	2026	2027	2028	
3975	14L	C	2-3975-5400-DEPRECIATION	Original Request	258	258	258	258	258
			depreciation now accounted for in replacement reserve account	Requested Adjustment	\$ (258)	\$ (258)	\$ (258)	\$ (258)	\$ (258)
				Updated Amount	\$ -	\$ -	\$ -	\$ -	\$ -
				2024	2025	2026	2027	2028	
3980	14M	D	2-3980-5400-VEHICLE DEPRECIATION	Original Request	250	250	250	250	250
			depreciation now accounted for in replacement reserve account	Requested Adjustment	\$ (250)	\$ (250)	\$ (250)	\$ (250)	\$ (250)
				Updated Amount	\$ -	\$ -	\$ -	\$ -	\$ -
				2024	2025	2026	2027	2028	
3990	14N	H	2-3990-5400-VEHICLE DEPRECIATION	Original Request	515	515	515	515	515
			depreciation now accounted for in replacement reserve account	Requested Adjustment	\$ (515)	\$ (515)	\$ (515)	\$ (515)	\$ (515)
				Updated Amount	\$ -	\$ -	\$ -	\$ -	\$ -
				2024	2025	2026	2027	2028	
3920	14O	F	1-3920-1500-PARCEL TAX	Original Request	159,379	170,577	169,398	174,693	182,286
			Set user fees same as 2023 in 2024	Requested Adjustment	\$ (5,600)	\$ -	\$ -	\$ -	\$ -
				Updated Amount	\$ 153,779	\$ 170,577	\$ 169,398	\$ 174,693	\$ 182,286
				2024	2025	2026	2027	2028	
3930	14P	C	1-3930-4060-USER FEES	Original Request	117,126	123,274	126,951	130,730	134,556
			Set User fees as per Liisa	Requested Adjustment	\$ (2,873)	\$ -	\$ -	\$ -	\$ -
				Updated Amount	\$ 114,253	\$ 123,274	\$ 126,951	\$ 130,730	\$ 134,556
				2024	2025	2026	2027	2028	
3960	14Q	G	1-3960-4500-USER FEES	Original Request	167,597	178,452	183,753	189,197	194,630
			Set User fees as per Liisa	Requested Adjustment	\$ (4,397)	\$ 3,961	\$ -	\$ -	\$ -
				Updated Amount	\$ 163,200	\$ 182,413	\$ 183,753	\$ 189,197	\$ 194,630
				2024	2025	2026	2027	2028	
3960	14R	G	2-3960-9290-TRANSFER TO OPERATING RESERVE	Original Request	5,000	5,150	5,305	5,464	5,628
			To make above user fee work	Requested Adjustment	\$ -	\$ 3,863	\$ -	\$ -	\$ -
				Updated Amount	\$ 5,000	\$ 9,013	\$ 5,305	\$ 5,464	\$ 5,628
				2024	2025	2026	2027	2028	
3975	14S	C	1-3975-4060-USER FEES	Original Request	78,244	81,747	84,127	86,574	89,070
			Set User fees as per Liisa	Requested Adjustment	\$ (2,756)	\$ -	\$ -	\$ -	\$ -
				Updated Amount	\$ 75,488	\$ 81,747	\$ 84,127	\$ 86,574	\$ 89,070
				2024	2025	2026	2027	2028	
3801	14T	D	2-3801-5507 - CAPITAL EXPENDITURE - WWTP UV SYSTEM UPGRADE	Original Request	210,000	-	-	-	-
			To adjust amounts to match request form	Requested Adjustment	\$ (15,000)	\$ -	\$ -	\$ -	\$ -
				Updated Amount	\$ 195,000	\$ -	\$ -	\$ -	\$ -
				2024	2025	2026	2027	2028	
3801	14U	D	1-3801-6000-TRANSFER FROM CAPITAL RESERVE	Original Request	310,000	15,000	130,000	80,000	-
			To adjust funding for above change	Requested Adjustment	\$ (15,000)	\$ -	\$ -	\$ -	\$ -
				Updated Amount	\$ 295,000	\$ 15,000	\$ 130,000	\$ 80,000	\$ -

Appendix "B"

				2024	2025	2026	2027	2028	
<b>Requested By Parks and Facilities Manager JS</b>									
Cemetery - Electoral Area 'D'									
8960	1a	D	2-8960-1000-SALARIES & WAGES	Original Request	\$ 35,902	\$ 37,005	\$ 38,147	\$ 39,322	\$ 40,535
			wages were added in original Questica removed to match payroll number	Requested Adjustment	\$ (14,610)	\$ (15,078)	\$ (15,560)	\$ (16,058)	\$ (16,572)
				Updated Amount	\$ 21,292	\$ 21,927	\$ 22,587	\$ 23,264	\$ 23,963
<b>Campground Loose Bay</b>									
3905	1b	C	2-3905-1000-SALARIES & WAGES	Original Request	\$ 23,472	\$ 24,220	\$ 24,989	\$ 25,785	\$ 26,593
			wages were added in original Questica removed to match payroll number	Requested Adjustment	\$ (4,334)	\$ (4,473)	\$ (4,616)	\$ (4,764)	\$ (4,916)
				Updated Amount	\$ 19,138	\$ 19,747	\$ 20,373	\$ 21,021	\$ 21,677
<b>Recreation Commission Tulameen</b>									
7490	1c	H	2-7490-1000-SALARIES & WAGES	Original Request	\$ 11,580	\$ 11,948	\$ 12,329	\$ 12,719	\$ 13,126
			wages were added in original Questica removed to match payroll number	Requested Adjustment	\$ (3,998)	\$ (4,125)	\$ (4,257)	\$ (4,393)	\$ (4,533)
				Updated Amount	\$ 7,582	\$ 7,823	\$ 8,072	\$ 8,326	\$ 8,593
<b>Regional Trails</b>									
7720	1d	All	2-7720-1000-SALARIES & WAGES	Original Request	\$ 209,893	\$ 216,438	\$ 223,186	\$ 230,127	\$ 237,317
			wages were added in original Questica removed to match payroll number	Requested Adjustment	\$ (10,565)	\$ (10,909)	\$ (11,252)	\$ (11,612)	\$ (11,984)
				Updated Amount	\$ 199,328	\$ 205,535	\$ 211,934	\$ 218,515	\$ 225,333
<b>Requested By Director from Area 'G'</b>									
Transit Electoral Area 'G'									
8350	2a	G	2-8350-1000-SALARIES & WAGES	Original Request	\$ 821	\$ 846	\$ 870	\$ 897	\$ 924
			2-8350-1001-SALARIES & WAGES	Requested Adjustment	\$ (821)	\$ (846)	\$ (870)	\$ (897)	\$ (924)
			to remove RDOS wages from area G transit	Updated Amount	\$ -	\$ -	\$ -	\$ -	\$ -
Jim Z has asked to be relocated to the larger transit system									
Regional Transit									
8200	2b	All	2-8200-1001-NEW FTE AS AUTHORIZED BY THE BOARD SALARIES & WAGES	Original Request	\$ -	\$ -	\$ -	\$ -	\$ -
			to relocate RDOS Area G transit wages	Requested Adjustment	\$ 821	\$ 846	\$ 870	\$ 897	\$ 924
				Updated Amount	\$ 821	\$ 846	\$ 870	\$ 897	\$ 924
<b>Requested By CAO</b>									
Fire Protection - Tulameen									
1400	3a	H	2-1400-1000-SALARIES & WAGES	Original Request	\$ 1,180	\$ 1,208	\$ 1,235	\$ 1,263	\$ 1,288
			wages were added in original Questica removed to match payroll number	Requested Adjustment	\$ (308)	\$ (306)	\$ (301)	\$ (297)	\$ (287)
				Updated Amount	\$ 872	\$ 902	\$ 934	\$ 966	\$ 1,001
Fire Protection - Kaleden									
1600	3b	I	2-1600-1000-SALARIES & WAGES	Original Request	\$ 1,390	\$ 1,424	\$ 1,458	\$ 1,492	\$ 1,522
			wages were added in original Questica removed to match payroll number	Requested Adjustment	\$ (518)	\$ (522)	\$ (524)	\$ (526)	\$ (521)
				Updated Amount	\$ 872	\$ 902	\$ 934	\$ 966	\$ 1,001
Apex Mtn Solid Waste									
4310	3c	I	2-4310-1000-SALARIES & WAGES	Original Request	\$ 23,703	\$ 18,322	\$ 18,890	\$ 19,473	\$ 20,082
			wages were added in original Questica removed to match payroll number	Requested Adjustment	\$ (5,935)	\$ -	\$ -	\$ -	\$ -
				Updated Amount	\$ 17,768	\$ 18,322	\$ 18,890	\$ 19,473	\$ 20,082



Appendix "B"

					2024	2025	2026	2027	2028
West Bench Soil									
4400	3d	F	2-4400-1000-SALARIES & WAGES	Original Request	\$ 16,332	\$ 16,784	\$ 17,251	\$ 17,733	\$ 15,732
				Requested Adjustment	\$ (2,500)	\$ (2,500)	\$ (2,500)	\$ (2,500)	\$ -
			wages were added in original Questica removed to match payroll number	Updated Amount	\$ 13,832	\$ 14,284	\$ 14,751	\$ 15,233	\$ 15,732
<b>Requested By Community Services Manager MW First Rev</b>					<b>2024</b>	<b>2025</b>	<b>2026</b>	<b>2027</b>	<b>2028</b>
Recreation Coordinator									
7570	4a	F	2-7570-1001-NEW FTE AS AUTHORIZED BY THE BOARD SALARIES & WAGES	Original Request	\$ -	\$ -	\$ -	\$ -	\$ -
				Requested Adjustment	\$ (17,856)	\$ (18,392)	\$ (18,943)	\$ (19,512)	\$ (20,097)
			wages percentage change as per MW	Updated Amount	\$ (17,856)	\$ (18,392)	\$ (18,943)	\$ (19,512)	\$ (20,097)
					<b>2024</b>	<b>2025</b>	<b>2026</b>	<b>2027</b>	<b>2028</b>
0300	4b	Electoral Areas	2-300-1001-SALARIES & WAGES	Original Request	\$ 39,217	\$ 40,590	\$ 42,010	\$ 43,271	\$ 44,569
				Requested Adjustment	\$ 14,285	\$ 14,714	\$ 15,155	\$ 15,610	\$ 16,078
			wages percentage change as per MW	Updated Amount	\$ 53,502	\$ 55,304	\$ 57,165	\$ 58,881	\$ 60,647
					<b>2024</b>	<b>2025</b>	<b>2026</b>	<b>2027</b>	<b>2028</b>
7200	4c	Keremeos B&G	2-7200-1001 - NEW FTE AS AUTHORIZED BY THE BOARD SALARIES & WAGES	Original Request	\$ 11,925	\$ 12,342	\$ 12,774	\$ 13,158	\$ 13,552
				Requested Adjustment	\$ 1,786	\$ 1,840	\$ 1,895	\$ 1,952	\$ 2,010
			wages percentage change as per MW	Updated Amount	\$ 13,711	\$ 14,182	\$ 14,669	\$ 15,110	\$ 15,562
					<b>2024</b>	<b>2025</b>	<b>2026</b>	<b>2027</b>	<b>2028</b>
0410	4d	All	2-410-1001-SALARIES & WAGES	Original Request	\$ 1,153	\$ 1,193	\$ 1,235	\$ 1,272	\$ 1,310
				Requested Adjustment	\$ 1,786	\$ 1,840	\$ 1,895	\$ 1,952	\$ 2,010
			wages percentage change as per MW	Updated Amount	\$ 2,939	\$ 3,033	\$ 3,130	\$ 3,224	\$ 3,320
					<b>2024</b>	<b>2025</b>	<b>2026</b>	<b>2027</b>	<b>2028</b>
Parks & Facilities LeadHand (II)									
7720	4e	All	2-7720-1001-NEW FTE AS AUTHORIZED BY THE BOARD SALARIES & WAGES	Original Request	\$ 3,681	\$ 3,809	\$ 3,943	\$ 4,061	\$ 4,183
				Requested Adjustment	\$ (8,034)	\$ (8,275)	\$ (8,523)	\$ (8,779)	\$ (9,042)
			wages percentage change as per MW	Updated Amount	\$ (4,353)	\$ (4,466)	\$ (4,580)	\$ (4,718)	\$ (4,859)
					<b>2024</b>	<b>2025</b>	<b>2026</b>	<b>2027</b>	<b>2028</b>
8960	4f	D	2-8960-1001-SALARIES & WAGES	Original Request	\$ -	\$ -	\$ -	\$ -	\$ -
				Requested Adjustment	\$ 8,037	\$ 8,278	\$ 8,526	\$ 8,782	\$ 9,046
			wages percentage change as per MW	Updated Amount	\$ 8,037	\$ 8,278	\$ 8,526	\$ 8,782	\$ 9,046
					<b>2024</b>	<b>2025</b>	<b>2026</b>	<b>2027</b>	<b>2028</b>
Parks & Facilities LeadHand									
0100	4g	All	2-100-1001 -New FTE as authorized by the Board SALARIES & WAGES	Original Request	\$ 4,103	\$ 4,226	\$ 4,352	\$ 4,483	\$ 4,618
				Requested Adjustment	\$ (4,019)	\$ (4,140)	\$ (4,264)	\$ (4,392)	\$ (4,523)
			wages percentage change as per MW	Updated Amount	\$ 84	\$ 86	\$ 88	\$ 91	\$ 95

Appendix "B"

					2024	2025	2026	2027	2028
7720	4h	All	2-7720-1001-NEW FTE AS AUTHORIZED BY THE BOARD SALARIES & WAGES	Original Request	\$ (4,356)	\$ (4,466)	\$ (4,580)	\$ (4,718)	\$ (4,859)
				Requested Adjustment	\$ (4,018)	\$ (4,139)	\$ (4,263)	\$ (4,391)	\$ (4,522)
				Updated Amount	\$ (8,374)	\$ (8,605)	\$ (8,843)	\$ (9,109)	\$ (9,381)
					2024	2025	2026	2027	2028
8960	4i	D	2-8960-1001-SALARIES & WAGES	Original Request	\$ 8,037	\$ 8,278	\$ 8,526	\$ 8,782	\$ 9,046
				Requested Adjustment	\$ 8,037	\$ 8,278	\$ 8,526	\$ 8,782	\$ 9,046
				Updated Amount	\$ 16,074	\$ 16,556	\$ 17,053	\$ 17,564	\$ 18,091
					2024	2025	2026	2027	2028
Emergency Program 0410	4j	All	2-410-1001-SALARIES & WAGES	Original Request	\$ 2,939	\$ 3,033	\$ 3,130	\$ 3,224	\$ 3,320
				Requested Adjustment	\$ (13,874)	\$ (14,290)	\$ (14,719)	\$ (15,160)	\$ (15,615)
				Updated Amount	\$ (10,935)	\$ (11,257)	\$ (11,589)	\$ (11,936)	\$ (12,295)
					2024	2025	2026	2027	2028
0411	4k	All	2-411-1001 - SALARIES & WAGES	Original Request	\$ -	\$ -	\$ -	\$ -	\$ -
				Requested Adjustment	\$ 13,874	\$ 14,290	\$ 14,719	\$ 15,160	\$ 15,615
				Updated Amount	\$ 13,874	\$ 14,290	\$ 14,719	\$ 15,160	\$ 15,615
					2024	2025	2026	2027	2028
Emergency Services 0400	4l	All	2-400-1001 Wages and Salary	Original Request	\$ 1,238	\$ 1,281	\$ 1,326	\$ 1,366	\$ 1,407
				Requested Adjustment	\$ (14,808)	\$ (15,252)	\$ (15,710)	\$ (16,181)	\$ (16,667)
				Updated Amount	\$ (13,570)	\$ (13,971)	\$ (14,384)	\$ (14,815)	\$ (15,260)
					2024	2025	2026	2027	2028
0401	4m	All	2-7720-1001-NEW FTE AS AUTHORIZED BY THE BOARD SALARIES & WAGES	Original Request	\$ -	\$ -	\$ -	\$ -	\$ -
				Requested Adjustment	\$ 14,808	\$ 15,252	\$ 15,710	\$ 16,181	\$ 16,667
				Updated Amount	\$ 14,808	\$ 15,252	\$ 15,710	\$ 16,181	\$ 16,667
					2024	2025	2026	2027	2028
Program Coordinators 0100	4n	All	2-100-1001 -New FTE as authorized by the Board SALARIES & WAGES	Original Request	\$ 84	\$ 86	\$ 88	\$ 91	\$ 95
				Requested Adjustment	\$ (768)	\$ (791)	\$ (815)	\$ (839)	\$ (864)
				Updated Amount	\$ (684)	\$ (705)	\$ (727)	\$ (748)	\$ (769)
					2024	2025	2026	2027	2028
0160	4o	All	2-160-1001-SALARIES & WAGES	Original Request	\$ -	\$ -	\$ -	\$ -	\$ -
				Requested Adjustment	\$ (21,638)	\$ (22,287)	\$ (22,956)	\$ (23,644)	\$ (24,354)
				Updated Amount	\$ (21,638)	\$ (22,287)	\$ (22,956)	\$ (23,644)	\$ (24,354)
					2024	2025	2026	2027	2028
0161	4p	All	2-161-1001-SALARIES & WAGES	Original Request	\$ -	\$ -	\$ -	\$ -	\$ -
				Requested Adjustment	\$ 22,750	\$ 23,433	\$ 24,135	\$ 24,860	\$ 25,605
				Updated Amount	\$ 22,750	\$ 23,433	\$ 24,135	\$ 24,860	\$ 25,605
					2024	2025	2026	2027	2028

Appendix "B"

					2024	2025	2026	2027	2028
0300	4q	Electoral Area	2-300-1001-SALARIES & WAGES	Original Request	\$ 53,502	\$ 55,304	\$ 57,165	\$ 58,881	\$ 60,647
			wages percentage change as per MW	Requested Adjustment	\$ 253	\$ 261	\$ 268	\$ 276	\$ 285
				Updated Amount	\$ 53,755	\$ 55,565	\$ 57,433	\$ 59,157	\$ 60,932
					2024	2025	2026	2027	2028
0310	4r	A	2-310-1001-SALARIES & WAGES	Original Request	\$ -	\$ -	\$ -	\$ -	\$ -
			wages percentage change as per MW	Requested Adjustment	\$ (3,166)	\$ (3,261)	\$ (3,359)	\$ (3,460)	\$ (3,563)
				Updated Amount	\$ (3,166)	\$ (3,261)	\$ (3,359)	\$ (3,460)	\$ (3,563)
					2024	2025	2026	2027	2028
0320	4s	B	2-320-1001-SALARIES & WAGES	Original Request	\$ -	\$ -	\$ -	\$ -	\$ -
			wages percentage change as per MW	Requested Adjustment	\$ (2,053)	\$ (2,115)	\$ (2,178)	\$ (2,243)	\$ (2,311)
				Updated Amount	\$ (2,053)	\$ (2,115)	\$ (2,178)	\$ (2,243)	\$ (2,311)
					2024	2025	2026	2027	2028
0330	4t	C	2-330-1001-SALARIES & WAGES	Original Request	\$ -	\$ -	\$ -	\$ -	\$ -
			wages percentage change as per MW	Requested Adjustment	\$ 16,745	\$ 17,247	\$ 17,765	\$ 18,298	\$ 18,847
				Updated Amount	\$ 16,745	\$ 17,247	\$ 17,765	\$ 18,298	\$ 18,847
					2024	2025	2026	2027	2028
0340	4u	D	2-340-1001-SALARIES & WAGES	Original Request	\$ -	\$ -	\$ -	\$ -	\$ -
			wages percentage change as per MW	Requested Adjustment	\$ (3,166)	\$ (3,261)	\$ (3,359)	\$ (3,460)	\$ (3,563)
				Updated Amount	\$ (3,166)	\$ (3,261)	\$ (3,359)	\$ (3,460)	\$ (3,563)
					2024	2025	2026	2027	2028
0350	4v	I	2-350-1001-SALARIES & WAGES	Original Request	\$ -	\$ -	\$ -	\$ -	\$ -
			wages percentage change as per MW	Requested Adjustment	\$ (3,166)	\$ (3,261)	\$ (3,359)	\$ (3,460)	\$ (3,563)
				Updated Amount	\$ (3,166)	\$ (3,261)	\$ (3,359)	\$ (3,460)	\$ (3,563)
					2024	2025	2026	2027	2028
0360	4w	E	2-360-1001-SALARIES & WAGES	Original Request	\$ -	\$ -	\$ -	\$ -	\$ -
			wages percentage change as per MW	Requested Adjustment	\$ (31,903)	\$ (32,860)	\$ (33,846)	\$ (34,861)	\$ (35,907)
				Updated Amount	\$ (31,903)	\$ (32,860)	\$ (33,846)	\$ (34,861)	\$ (35,907)
					2024	2025	2026	2027	2028
0370	4x	F	2-370-1001-SALARIES & WAGES	Original Request	\$ -	\$ -	\$ -	\$ -	\$ -
			wages percentage change as per MW	Requested Adjustment	\$ (3,166)	\$ (3,261)	\$ (3,359)	\$ (3,460)	\$ (3,563)
				Updated Amount	\$ (3,166)	\$ (3,261)	\$ (3,359)	\$ (3,460)	\$ (3,563)
					2024	2025	2026	2027	2028
0380	4y	G	2-380-1001-SALARIES & WAGES	Original Request	\$ -	\$ -	\$ -	\$ -	\$ -
			wages percentage change as per MW	Requested Adjustment	\$ (2,226)	\$ (2,293)	\$ (2,362)	\$ (2,432)	\$ (2,505)
				Updated Amount	\$ (2,226)	\$ (2,293)	\$ (2,362)	\$ (2,432)	\$ (2,505)



Appendix "B"

					2024	2025	2026	2027	2028
0390	4z	G	2-390-1001-SALARIES & WAGES	Original Request	\$ -	\$ -	\$ -	\$ -	\$ -
			wages percentage change as per MW	Requested Adjustment	\$ (3,166)	\$ (3,261)	\$ (3,359)	\$ (3,460)	\$ (3,563)
				Updated Amount	\$ (3,166)	\$ (3,261)	\$ (3,359)	\$ (3,460)	\$ (3,563)
					2024	2025	2026	2027	2028
1200	4aa	D	2-1200-1001-SALARIES & WAGES	Original Request	\$ -	\$ -	\$ -	\$ -	\$ -
			wages percentage change as per MW	Requested Adjustment	\$ (11,126)	\$ (11,460)	\$ (11,804)	\$ (12,158)	\$ (12,522)
				Updated Amount	\$ (11,126)	\$ (11,460)	\$ (11,804)	\$ (12,158)	\$ (12,522)
					2024	2025	2026	2027	2028
1500	4ab	C	2-1500-1001-SALARIES & WAGES	Original Request	\$ -	\$ -	\$ -	\$ -	\$ -
			wages percentage change as per MW	Requested Adjustment	\$ (5,563)	\$ (5,730)	\$ (5,902)	\$ (6,079)	\$ (6,261)
				Updated Amount	\$ (5,563)	\$ (5,730)	\$ (5,902)	\$ (6,079)	\$ (6,261)
					2024	2025	2026	2027	2028
1900	4ac	I	2-1900-1001-SALARIES & WAGES	Original Request	\$ -	\$ -	\$ -	\$ -	\$ -
			wages percentage change as per MW	Requested Adjustment	\$ (4,872)	\$ (5,018)	\$ (5,169)	\$ (5,324)	\$ (5,483)
				Updated Amount	\$ (4,872)	\$ (5,018)	\$ (5,169)	\$ (5,324)	\$ (5,483)
					2024	2025	2026	2027	2028
1901	4ad	I	2-1901-1001-SALARIES & WAGES	Original Request	\$ -	\$ -	\$ -	\$ -	\$ -
			wages percentage change as per MW	Requested Adjustment	\$ 3,759	\$ 3,872	\$ 3,988	\$ 4,108	\$ 4,231
				Updated Amount	\$ 3,759	\$ 3,872	\$ 3,988	\$ 4,108	\$ 4,231
					2024	2025	2026	2027	2028
7200	4ae	KEREMEOS B/G	2-7200-1001-SALARIES & WAGES	Original Request	\$ 13,711	\$ 14,182	\$ 14,669	\$ 15,110	\$ 15,562
			wages percentage change as per MW	Requested Adjustment	\$ (7,270)	\$ (7,488)	\$ (7,713)	\$ (7,944)	\$ (8,182)
				Updated Amount	\$ 6,441	\$ 6,694	\$ 6,956	\$ 7,166	\$ 7,380
					2024	2025	2026	2027	2028
7201	4af	KEREMEOS B/G	2-7201-1001-SALARIES & WAGES	Original Request	\$ -	\$ -	\$ -	\$ -	\$ -
			wages percentage change as per MW	Requested Adjustment	\$ 26,586	\$ 27,384	\$ 28,205	\$ 29,051	\$ 29,923
				Updated Amount	\$ 26,586	\$ 27,384	\$ 28,205	\$ 29,051	\$ 29,923
					2024	2025	2026	2027	2028
7520	4ag	D	2-7520-1001-SALARIES & WAGES	Original Request	\$ -	\$ -	\$ -	\$ -	\$ -
			wages percentage change as per MW	Requested Adjustment	\$ (34,739)	\$ (35,781)	\$ (36,855)	\$ (37,960)	\$ (39,099)
				Updated Amount	\$ (34,739)	\$ (35,781)	\$ (36,855)	\$ (37,960)	\$ (39,099)
					2024	2025	2026	2027	2028
7521	4ah	D	2-7521-1001-SALARIES & WAGES	Original Request	\$ -	\$ -	\$ -	\$ -	\$ -
			wages percentage change as per MW	Requested Adjustment	\$ 11,126	\$ 11,460	\$ 11,804	\$ 12,158	\$ 12,522
				Updated Amount	\$ 11,126	\$ 11,460	\$ 11,804	\$ 12,158	\$ 12,522

Appendix "B"

					2024	2025	2026	2027	2028
7530	4ai	I	2-7530-1001-SALARIES & WAGES	Original Request	\$ -	\$ -	\$ -	\$ -	\$ -
			wages percentage change as per MW	Requested Adjustment	\$ (13,599)	\$ (14,007)	\$ (14,427)	\$ (14,860)	\$ (15,306)
				Updated Amount	\$ (13,599)	\$ (14,007)	\$ (14,427)	\$ (14,860)	\$ (15,306)
					2024	2025	2026	2027	2028
7531	4aj	I	2-7531-1001-SALARIES & WAGES	Original Request	\$ -	\$ -	\$ -	\$ -	\$ -
			wages percentage change as per MW	Requested Adjustment	\$ 54,593	\$ 56,231	\$ 57,918	\$ 59,655	\$ 61,445
				Updated Amount	\$ 54,593	\$ 56,231	\$ 57,918	\$ 59,655	\$ 61,445
					2024	2025	2026	2027	2028
7540	4ak	E	2-7540-1001-SALARIES & WAGES	Original Request	\$ -	\$ -	\$ -	\$ -	\$ -
			wages percentage change as per MW	Requested Adjustment	\$ (31,401)	\$ (32,343)	\$ (33,313)	\$ (34,313)	\$ (35,342)
				Updated Amount	\$ (31,401)	\$ (32,343)	\$ (33,313)	\$ (34,313)	\$ (35,342)
					2024	2025	2026	2027	2028
7541	4al	E	2-7541-1001-SALARIES & WAGES	Original Request	\$ -	\$ -	\$ -	\$ -	\$ -
			wages percentage change as per MW	Requested Adjustment	\$ 66,756	\$ 68,759	\$ 70,821	\$ 72,946	\$ 75,134
				Updated Amount	\$ 66,756	\$ 68,759	\$ 70,821	\$ 72,946	\$ 75,134
					2024	2025	2026	2027	2028
7570	4am	F	2-7570-1001-SALARIES & WAGES	Original Request	\$ (17,856)	\$ (18,392)	\$ (18,943)	\$ (19,512)	\$ (20,097)
			wages percentage change as per MW	Requested Adjustment	\$ (11,126)	\$ (11,460)	\$ (11,804)	\$ (12,158)	\$ (12,522)
				Updated Amount	\$ (28,982)	\$ (29,852)	\$ (30,747)	\$ (31,670)	\$ (32,619)
					2024	2025	2026	2027	2028
7571	4an	F	2-7571-1001-SALARIES & WAGES	Original Request	\$ -	\$ -	\$ -	\$ -	\$ -
			wages percentage change as per MW	Requested Adjustment	\$ 22,252	\$ 22,920	\$ 23,607	\$ 24,315	\$ 25,045
				Updated Amount	\$ 22,252	\$ 22,920	\$ 23,607	\$ 24,315	\$ 25,045
					2024	2025	2026	2027	2028
7581	4ao	B	2-7581-1001-SALARIES & WAGES	Original Request	\$ -	\$ -	\$ -	\$ -	\$ -
			wages percentage change as per MW	Requested Adjustment	\$ 18,798	\$ 19,362	\$ 19,943	\$ 20,541	\$ 21,157
				Updated Amount	\$ 18,798	\$ 19,362	\$ 19,943	\$ 20,541	\$ 21,157
					2024	2025	2026	2027	2028
7720	4ap	ALL	2-7720-1001-SALARIES & WAGES	Original Request	\$ (8,374)	\$ (8,605)	\$ (8,843)	\$ (9,109)	\$ (9,381)
			wages percentage change as per MW	Requested Adjustment	\$ (46,535)	\$ (47,931)	\$ (49,369)	\$ (50,850)	\$ (52,376)
				Updated Amount	\$ (54,909)	\$ (56,536)	\$ (58,212)	\$ (59,959)	\$ (61,757)
					2024	2025	2026	2027	2028
7721	4aq	ALL	2-7721-1001-SALARIES & WAGES	Original Request	\$ -	\$ -	\$ -	\$ -	\$ -
			wages percentage change as per MW	Requested Adjustment	\$ 11,126	\$ 11,460	\$ 11,804	\$ 12,158	\$ 12,522
				Updated Amount	\$ 11,126	\$ 11,460	\$ 11,804	\$ 12,158	\$ 12,522

Appendix "B"

					2024	2025	2026	2027	2028
8200	4ar	ALL	2-8200-1001-SALARIES & WAGES	Original Request	\$ 821	\$ 846	\$ 870	\$ 897	\$ 924
			wages percentage change as per MW	Requested Adjustment	\$ (4,699)	\$ (4,840)	\$ (4,985)	\$ (5,135)	\$ (5,289)
				Updated Amount	\$ (3,878)	\$ (3,994)	\$ (4,115)	\$ (4,238)	\$ (4,365)
					2024	2025	2026	2027	2028
8240	4as	F	2-8240-1001-SALARIES & WAGES	Original Request	\$ -	\$ -	\$ -	\$ -	\$ -
			wages percentage change as per MW	Requested Adjustment	\$ (940)	\$ (968)	\$ (997)	\$ (1,027)	\$ (1,058)
				Updated Amount	\$ (940)	\$ (968)	\$ (997)	\$ (1,027)	\$ (1,058)
					2024	2025	2026	2027	2028
8300	4at	E	2-8300-1001-SALARIES & WAGES	Original Request	\$ -	\$ -	\$ -	\$ -	\$ -
			wages percentage change as per MW	Requested Adjustment	\$ (1,880)	\$ (1,936)	\$ (1,994)	\$ (2,054)	\$ (2,116)
				Updated Amount	\$ (1,880)	\$ (1,936)	\$ (1,994)	\$ (2,054)	\$ (2,116)
					2024	2025	2026	2027	2028
8500	4au	D	2-8500-1001-SALARIES & WAGES	Original Request	\$ -	\$ -	\$ -	\$ -	\$ -
			wages percentage change as per MW	Requested Adjustment	\$ (1,880)	\$ (1,936)	\$ (1,994)	\$ (2,054)	\$ (2,116)
				Updated Amount	\$ (1,880)	\$ (1,936)	\$ (1,994)	\$ (2,054)	\$ (2,116)
					2024	2025	2026	2027	2028
8600	4av	OSOYOOS / A	2-8600-1001-SALARIES & WAGES	Original Request	\$ -	\$ -	\$ -	\$ -	\$ -
			wages percentage change as per MW	Requested Adjustment	\$ (4,699)	\$ (4,840)	\$ (4,985)	\$ (5,135)	\$ (5,289)
				Updated Amount	\$ (4,699)	\$ (4,840)	\$ (4,985)	\$ (5,135)	\$ (5,289)
					2024	2025	2026	2027	2028
<b>Requested By Community Services Manager MW 2nd Rev</b>					2024	2025	2026	2027	2028
<b>Program Coordinators</b>									
0100	5a	All	2-100-1001 -New FTE as authorized by the Board SALARIES & WAGES	Original Request	\$ 246,282	\$ 402,485	\$ 410,690	\$ 419,065	\$ 427,616
			wages percentage change as per MW	Requested Adjustment	\$ (4,450)	\$ (4,584)	\$ (4,721)	\$ (4,863)	\$ (5,009)
				Updated Amount	\$ 241,832	\$ 397,902	\$ 405,969	\$ 414,202	\$ 422,607
					2024	2025	2026	2027	2028
0161	5b	All	2-161-1001-SALARIES & WAGES	Original Request	\$ 22,750	\$ 23,433	\$ 24,135	\$ 24,860	\$ 25,605
			wages percentage change as per MW	Requested Adjustment	\$ 19,163	\$ 19,738	\$ 20,330	\$ 20,940	\$ 21,568
				Updated Amount	\$ 41,913	\$ 43,171	\$ 44,465	\$ 45,800	\$ 47,173
					2024	2025	2026	2027	2028
0300	5c	Electoral Area	2-300-1001-SALARIES & WAGES	Original Request	\$ 102,677	\$ 127,422	\$ 131,016	\$ 134,509	\$ 138,101
			wages percentage change as per MW	Requested Adjustment	\$ (39,688)	\$ (40,879)	\$ (42,105)	\$ (43,368)	\$ (44,669)
				Updated Amount	\$ 62,989	\$ 86,543	\$ 88,911	\$ 91,141	\$ 93,432
					2024	2025	2026	2027	2028
0330	5d	C	2-330-1001-SALARIES & WAGES	Original Request	\$ 16,745	\$ 17,247	\$ 17,765	\$ 18,298	\$ 18,847
			wages percentage change as per MW	Requested Adjustment	\$ 4,700	\$ 4,841	\$ 4,986	\$ 5,136	\$ 5,290
				Updated Amount	\$ 21,445	\$ 22,088	\$ 22,751	\$ 23,434	\$ 24,137



Appendix "B"

					2024	2025	2026	2027	2028
7201	Se	KEREMEOS B/G	2-7201-1001-SALARIES & WAGES	Original Request	\$ 26,586	\$ 27,384	\$ 28,205	\$ 29,051	\$ 29,923
			wages percentage change as per MW	Requested Adjustment	\$ 8,037	\$ 8,278	\$ 8,526	\$ 8,782	\$ 9,046
				Updated Amount	\$ 34,623	\$ 35,662	\$ 36,732	\$ 37,833	\$ 38,968
					2024	2025	2026	2027	2028
7521	Sf	D	2-7521-1001-SALARIES & WAGES	Original Request	\$ 11,126	\$ 11,460	\$ 11,804	\$ 12,158	\$ 12,522
			wages percentage change as per MW	Requested Adjustment	\$ 5,563	\$ 5,730	\$ 5,902	\$ 6,079	\$ 6,261
				Updated Amount	\$ 16,689	\$ 17,190	\$ 17,706	\$ 18,237	\$ 18,783
					2024	2025	2026	2027	2028
7541	Sg	E	2-7541-1001-SALARIES & WAGES	Original Request	\$ 66,756	\$ 68,759	\$ 70,821	\$ 72,946	\$ 75,134
			wages percentage change as per MW	Requested Adjustment	\$ 5,563	\$ 5,730	\$ 5,902	\$ 6,079	\$ 6,261
				Updated Amount	\$ 72,319	\$ 74,489	\$ 76,723	\$ 79,025	\$ 81,396
					2024	2025	2026	2027	2028
7721	Sh	ALL	2-7721-1001-SALARIES & WAGES	Original Request	\$ 11,126	\$ 11,460	\$ 11,804	\$ 12,158	\$ 12,522
			wages percentage change as per MW	Requested Adjustment	\$ 1,113	\$ 1,146	\$ 1,181	\$ 1,216	\$ 1,253
				Updated Amount	\$ 12,239	\$ 12,606	\$ 12,984	\$ 13,374	\$ 13,775
					2024	2025	2026	2027	2028
			Administration Assistant						
0300	5j	Electoral Area	2-300-1001-SALARIES & WAGES	Original Request	\$ 62,989	\$ 86,543	\$ 88,911	\$ 91,141	\$ 93,432
			wages percentage change as per MW	Requested Adjustment	\$ (14,402)	\$ (14,834)	\$ (15,279)	\$ (15,737)	\$ (16,210)
				Updated Amount	\$ 48,587	\$ 71,709	\$ 73,632	\$ 75,403	\$ 77,222
					2024	2025	2026	2027	2028
0340	5j	D	2-340-1001-SALARIES & WAGES	Original Request	\$ (488)	\$ 48	\$ 50	\$ 51	\$ 53
			wages percentage change as per MW	Requested Adjustment	\$ (1,600)	\$ (1,648)	\$ (1,697)	\$ (1,748)	\$ (1,801)
				Updated Amount	\$ (2,088)	\$ (1,600)	\$ (1,647)	\$ (1,697)	\$ (1,748)
					2024	2025	2026	2027	2028
0350	5k	I	2-350-1001-SALARIES & WAGES	Original Request	\$ (3,166)	\$ (3,261)	\$ (3,359)	\$ (3,460)	\$ (3,563)
			wages percentage change as per MW	Requested Adjustment	\$ (1,600)	\$ (1,648)	\$ (1,697)	\$ (1,748)	\$ (1,801)
				Updated Amount	\$ (4,766)	\$ (4,909)	\$ (5,056)	\$ (5,208)	\$ (5,364)
					2024	2025	2026	2027	2028
0360	5j	E	2-360-1001-SALARIES & WAGES	Original Request	\$ (28,333)	\$ (28,447)	\$ (29,301)	\$ (30,180)	\$ (31,085)
			wages percentage change as per MW	Requested Adjustment	\$ (1,600)	\$ (1,648)	\$ (1,697)	\$ (1,748)	\$ (1,801)
				Updated Amount	\$ (29,933)	\$ (30,095)	\$ (30,998)	\$ (31,928)	\$ (32,886)
					2024	2025	2026	2027	2028
0400	5m	All	2-400-1001 Wages and Salary	Original Request	\$ (13,570)	\$ (13,971)	\$ (14,384)	\$ (14,815)	\$ (15,260)
			wages percentage change as per MW	Requested Adjustment	\$ 2,400	\$ 2,472	\$ 2,546	\$ 2,623	\$ 2,701
				Updated Amount	\$ (11,170)	\$ (11,499)	\$ (11,838)	\$ (12,192)	\$ (12,559)

Appendix "B"

					2024	2025	2026	2027	2028
0410	5n	All	2-410-1001-SALARIES & WAGES	Original Request	\$ 154,655	\$ 216,152	\$ 197,696	\$ 202,808	\$ 208,055
				Requested Adjustment	\$ 4,001	\$ 4,121	\$ 4,245	\$ 4,372	\$ 4,503
				Updated Amount	\$ 158,656	\$ 220,273	\$ 201,941	\$ 207,180	\$ 212,558
wages percentage change as per MW					2024	2025	2026	2027	2028
7200	5o	Keremeos B&G	2-7200-1001-SALARIES & WAGES	Original Request	\$ 7,810	\$ 9,514	\$ 9,861	\$ 10,158	\$ 10,462
				Requested Adjustment	\$ 1,600	\$ 1,648	\$ 1,697	\$ 1,748	\$ 1,801
				Updated Amount	\$ 9,410	\$ 11,162	\$ 11,558	\$ 11,906	\$ 12,263
wages percentage change as per MW					2024	2025	2026	2027	2028
7570	5p	F	2-7570-1001-SALARIES & WAGES	Original Request	\$ (28,639)	\$ (29,146)	\$ (30,020)	\$ (30,921)	\$ (31,848)
				Requested Adjustment	\$ 800	\$ 824	\$ 849	\$ 874	\$ 900
				Updated Amount	\$ (27,839)	\$ (28,322)	\$ (29,171)	\$ (30,047)	\$ (30,948)
wages percentage change as per MW					2024	2025	2026	2027	2028
7720	5q	ALL	2-7720-1001-SALARIES & WAGES	Original Request	\$ (46,735)	\$ (45,524)	\$ (46,981)	\$ (48,505)	\$ (50,075)
				Requested Adjustment	\$ 6,401	\$ 6,593	\$ 6,791	\$ 6,995	\$ 7,204
				Updated Amount	\$ (40,334)	\$ (38,931)	\$ (40,190)	\$ (41,510)	\$ (42,871)
wages percentage change as per MW					2024	2025	2026	2027	2028
8950	5r	E	2-8950-1001-SALARIES & WAGES	Original Request	\$ 154	\$ 160	\$ 165	\$ 170	\$ 175
				Requested Adjustment	\$ 4,001	\$ 4,121	\$ 4,245	\$ 4,372	\$ 4,503
				Updated Amount	\$ 4,155	\$ 4,281	\$ 4,410	\$ 4,542	\$ 4,678
wages percentage change as per MW					2024	2025	2026	2027	2028
Senior Manager Community Services									
0100	5s	All	2-100-1001 -New FTE as authorized by the Board SALARIES & WAGES	Original Request	\$ 241,832	\$ 397,901	\$ 405,969	\$ 414,202	\$ 422,607
				Requested Adjustment	\$ 9,353	\$ 9,634	\$ 9,923	\$ 10,220	\$ 10,527
				Updated Amount	\$ 251,185	\$ 407,535	\$ 415,892	\$ 424,422	\$ 433,134
wages percentage change as per MW					2024	2025	2026	2027	2028
0300	5t	Electoral Area	2-300-1001-SALARIES & WAGES	Original Request	\$ 48,587	\$ 71,709	\$ 73,632	\$ 75,403	\$ 77,222
				Requested Adjustment	\$ (67,338)	\$ (69,358)	\$ (71,439)	\$ (73,582)	\$ (75,790)
				Updated Amount	\$ (18,751)	\$ 2,351	\$ 2,193	\$ 1,821	\$ 1,433
wages percentage change as per MW					2024	2025	2026	2027	2028
0310	5u	A	2-310-1001-SALARIES & WAGES	Original Request	\$ (3,166)	\$ (3,261)	\$ (3,359)	\$ (3,460)	\$ (3,563)
				Requested Adjustment	\$ (1,871)	\$ (1,927)	\$ (1,985)	\$ (2,044)	\$ (2,106)
				Updated Amount	\$ (5,037)	\$ (5,188)	\$ (5,344)	\$ (5,504)	\$ (5,669)
wages percentage change as per MW					2024	2025	2026	2027	2028
0320	5v	B	2-320-1001-SALARIES & WAGES	Original Request	\$ (2,053)	\$ (2,115)	\$ (2,178)	\$ (2,243)	\$ (2,311)
				Requested Adjustment	\$ (1,871)	\$ (1,927)	\$ (1,985)	\$ (2,044)	\$ (2,106)
				Updated Amount	\$ (3,924)	\$ (4,042)	\$ (4,163)	\$ (4,287)	\$ (4,417)
wages percentage change as per MW					2024	2025	2026	2027	2028



Appendix "B"

					2024	2025	2026	2027	2028
0330	5w	C	2-330-1001-SALARIES & WAGES	Original Request	\$ 21,445	\$ 22,088	\$ 22,751	\$ 23,434	\$ 24,137
				Requested Adjustment	\$ (1,871)	\$ (1,927)	\$ (1,985)	\$ (2,044)	\$ (2,106)
				Updated Amount	\$ 19,574	\$ 20,161	\$ 20,766	\$ 21,390	\$ 22,031
									2024
0340	5x	D	2-340-1001-SALARIES & WAGES	Original Request	\$ (2,088)	\$ (1,600)	\$ (1,647)	\$ (1,697)	\$ (1,748)
				Requested Adjustment	\$ (1,871)	\$ (1,927)	\$ (1,985)	\$ (2,044)	\$ (2,106)
				Updated Amount	\$ (3,959)	\$ (3,527)	\$ (3,632)	\$ (3,741)	\$ (3,854)
									2024
0350	5y	I	2-350-1001-SALARIES & WAGES	Original Request	\$ (4,766)	\$ (4,909)	\$ (5,056)	\$ (5,208)	\$ (5,364)
				Requested Adjustment	\$ (1,871)	\$ (1,927)	\$ (1,985)	\$ (2,044)	\$ (2,106)
				Updated Amount	\$ (6,637)	\$ (6,836)	\$ (7,041)	\$ (7,252)	\$ (7,470)
									2024
0360	5z	E	2-360-1001-SALARIES & WAGES	Original Request	\$ (29,933)	\$ (30,095)	\$ (30,998)	\$ (31,928)	\$ (32,886)
				Requested Adjustment	\$ (1,871)	\$ (1,927)	\$ (1,985)	\$ (2,044)	\$ (2,106)
				Updated Amount	\$ (31,804)	\$ (32,022)	\$ (32,983)	\$ (33,972)	\$ (34,992)
									2024
0370	5aa	F	2-370-1001-SALARIES & WAGES	Original Request	\$ (3,166)	\$ (3,261)	\$ (3,359)	\$ (3,460)	\$ (3,563)
				Requested Adjustment	\$ (1,871)	\$ (1,927)	\$ (1,985)	\$ (2,044)	\$ (2,106)
				Updated Amount	\$ (5,037)	\$ (5,188)	\$ (5,344)	\$ (5,504)	\$ (5,669)
									2024
0380	5ab	G	2-380-1001-SALARIES & WAGES	Original Request	\$ (2,226)	\$ (2,293)	\$ (2,362)	\$ (2,432)	\$ (2,505)
				Requested Adjustment	\$ (1,871)	\$ (1,927)	\$ (1,985)	\$ (2,044)	\$ (2,106)
				Updated Amount	\$ (4,097)	\$ (4,220)	\$ (4,347)	\$ (4,476)	\$ (4,611)
									2024
0390	5ac	G	2-390-1001-SALARIES & WAGES	Original Request	\$ 404	\$ 1,152	\$ 1,186	\$ 1,221	\$ 1,259
				Requested Adjustment	\$ (1,871)	\$ (1,927)	\$ (1,985)	\$ (2,044)	\$ (2,106)
				Updated Amount	\$ (1,467)	\$ (775)	\$ (799)	\$ (823)	\$ (847)
									2024
0400	5ad	All	2-400-1001 Wages and Salary	Original Request	\$ (11,170)	\$ (11,499)	\$ (11,838)	\$ (12,192)	\$ (12,559)
				Requested Adjustment	\$ 9,353	\$ 9,634	\$ 9,923	\$ 10,220	\$ 10,527
				Updated Amount	\$ (1,817)	\$ (1,865)	\$ (1,915)	\$ (1,972)	\$ (2,032)
									2024
0410	5ae	All	2-410-1001-SALARIES & WAGES	Original Request	\$ 158,656	\$ 220,273	\$ 201,941	\$ 207,180	\$ 212,558
				Requested Adjustment	\$ 11,223	\$ 11,560	\$ 11,906	\$ 12,264	\$ 12,632
				Updated Amount	\$ 169,879	\$ 231,833	\$ 213,847	\$ 219,444	\$ 225,190
									2024

Appendix "B"

					2024	2025	2026	2027	2028
7520	Saf	D	2-7520-1001-SALARIES & WAGES	Original Request	\$ (9,125)	\$ (206)	\$ (544)	\$ (897)	\$ (1,268)
				Requested Adjustment	\$ 7,482	\$ 7,706	\$ 7,938	\$ 8,176	\$ 8,421
				Updated Amount	\$ (1,643)	\$ 7,500	\$ 7,394	\$ 7,279	\$ 7,153
					2024	2025	2026	2027	2028
7530	Sag	I	2-7530-1001-SALARIES & WAGES	Original Request	\$ (8,345)	\$ (6,242)	\$ (6,488)	\$ (6,742)	\$ (7,004)
				Requested Adjustment	\$ 7,482	\$ 7,706	\$ 7,938	\$ 8,176	\$ 8,421
				Updated Amount	\$ (863)	\$ 1,464	\$ 1,450	\$ 1,434	\$ 1,417
					2024	2025	2026	2027	2028
7540	Sah	E	2-7540-1001-SALARIES & WAGES	Original Request	(5,508)	3,515	3,286	3,042	2,786
				Requested Adjustment	\$ 7,482	\$ 7,706	\$ 7,938	\$ 8,176	\$ 8,421
				Updated Amount	\$ 1,974	\$ 11,221	\$ 11,224	\$ 11,218	\$ 11,207
					2024	2025	2026	2027	2028
7570	Sai	F	2-7570-1001-SALARIES & WAGES	Original Request	\$ (27,839)	\$ (28,322)	\$ (29,171)	\$ (30,046)	\$ (30,948)
				Requested Adjustment	\$ 7,482	\$ 7,706	\$ 7,938	\$ 8,176	\$ 8,421
				Updated Amount	\$ (20,357)	\$ (20,616)	\$ (21,233)	\$ (21,870)	\$ (22,527)
					2024	2025	2026	2027	2028
7720	Saj	ALL	2-7720-1001-SALARIES & WAGES	Original Request	\$ (40,334)	\$ (38,931)	\$ (40,190)	\$ (41,510)	\$ (42,871)
				Requested Adjustment	\$ 9,353	\$ 9,634	\$ 9,923	\$ 10,220	\$ 10,527
				Updated Amount	\$ (30,981)	\$ (29,297)	\$ (30,268)	\$ (31,290)	\$ (32,344)
					2024	2025	2026	2027	2028
8200	Sak	ALL	2-8200-1001-SALARIES & WAGES	Original Request	\$ (3,878)	\$ (3,994)	\$ (4,115)	\$ (4,238)	\$ (4,365)
				Requested Adjustment	\$ 14,964	\$ 15,413	\$ 15,875	\$ 16,352	\$ 16,842
				Updated Amount	\$ 11,086	\$ 11,419	\$ 11,760	\$ 12,114	\$ 12,477
					2024	2025	2026	2027	2028
Labour 7200	Sal	Keremeos B&G	2-7200-1001-SALARIES & WAGES	Original Request	\$ 9,410	\$ 11,162	\$ 11,558	\$ 11,906	\$ 12,263
				Requested Adjustment	\$ 3,830	\$ 3,945	\$ 4,063	\$ 4,185	\$ 4,311
				Updated Amount	\$ 13,240	\$ 15,107	\$ 15,621	\$ 16,091	\$ 16,574
					2024	2025	2026	2027	2028
7310	Sam	Keremeos B&G	2-7310-1001-SALARIES & WAGES	Original Request	\$ 4,740	\$ 5,606	\$ 5,795	\$ 5,970	\$ 6,149
				Requested Adjustment	\$ 3,831	\$ 3,946	\$ 4,064	\$ 4,186	\$ 4,312
				Updated Amount	\$ 8,571	\$ 9,552	\$ 9,859	\$ 10,156	\$ 10,461
					2024	2025	2026	2027	2028
7720	San	ALL	2-7720-1001-SALARIES & WAGES	Original Request	\$ (30,981)	\$ (29,297)	\$ (30,268)	\$ (31,290)	\$ (32,344)
				Requested Adjustment	\$ (7,661)	\$ (7,891)	\$ (8,128)	\$ (8,371)	\$ (8,623)
				Updated Amount	\$ (38,642)	\$ (37,188)	\$ (38,395)	\$ (39,662)	\$ (40,966)

Appendix "B"

				2024	2025	2026	2027	2028	
Projects Supervisor									
0300	Sao	Electoral Area	2-300-1001-SALARIES & WAGES	Original Request	\$ (18,751)	\$ 2,351	\$ 2,193	\$ 1,821	\$ 1,433
			wages percentage change as per MW	Requested Adjustment	\$ (55,015)	\$ (56,665)	\$ (58,365)	\$ (60,116)	\$ (61,920)
				Updated Amount	\$ (73,766)	\$ (54,314)	\$ (56,172)	\$ (58,295)	\$ (60,487)
					2024	2025	2026	2027	2028
0350	Sap	I	2-350-1001-SALARIES & WAGES	Original Request	\$ (6,637)	\$ (6,836)	\$ (7,041)	\$ (7,252)	\$ (7,470)
			wages percentage change as per MW	Requested Adjustment	\$ 6,877	\$ 7,083	\$ 7,296	\$ 7,515	\$ 7,740
				Updated Amount	\$ 240	\$ 247	\$ 255	\$ 262	\$ 270
					2024	2025	2026	2027	2028
7200	Saq	Kereneos B&G	2-7200-1001-SALARIES & WAGES	Original Request	\$ 13,240	\$ 15,107	\$ 15,621	\$ 16,091	\$ 16,574
			wages percentage change as per MW	Requested Adjustment	\$ 6,877	\$ 7,083	\$ 7,296	\$ 7,515	\$ 7,740
				Updated Amount	\$ 20,117	\$ 22,190	\$ 22,917	\$ 23,606	\$ 24,314
					2024	2025	2026	2027	2028
7520	Sar	D	2-7520-1001-SALARIES & WAGES	Original Request	\$ (1,643)	\$ 7,500	\$ 7,394	\$ 7,279	\$ 7,153
			wages percentage change as per MW	Requested Adjustment	\$ 1,375	\$ 1,416	\$ 1,459	\$ 1,502	\$ 1,548
				Updated Amount	\$ (268)	\$ 8,917	\$ 8,852	\$ 8,781	\$ 8,701
					2024	2025	2026	2027	2028
7530	Sas	I	2-7530-1001-SALARIES & WAGES	Original Request	\$ (863)	\$ 1,464	\$ 1,450	\$ 1,434	\$ 1,417
			wages percentage change as per MW	Requested Adjustment	\$ 1,375	\$ 1,416	\$ 1,459	\$ 1,502	\$ 1,548
				Updated Amount	\$ 512	\$ 2,881	\$ 2,908	\$ 2,936	\$ 2,965
					2024	2025	2026	2027	2028
7540	Sat	E	2-7540-1001-SALARIES & WAGES	Original Request	1,974	11,221	11,224	11,218	11,207
			wages percentage change as per MW	Requested Adjustment	\$ 1,375	\$ 1,416	\$ 1,459	\$ 1,502	\$ 1,548
				Updated Amount	\$ 3,349	\$ 12,638	\$ 12,682	\$ 12,720	\$ 12,755
					2024	2025	2026	2027	2028
7570	Sai	F	2-7570-1001-SALARIES & WAGES	Original Request	\$ (20,357)	\$ (20,616)	\$ (21,233)	\$ (21,870)	\$ (22,527)
			wages percentage change as per MW	Requested Adjustment	\$ 1,375	\$ 1,416	\$ 1,459	\$ 1,502	\$ 1,548
				Updated Amount	\$ (18,982)	\$ (19,199)	\$ (19,775)	\$ (20,368)	\$ (20,979)
					2024	2025	2026	2027	2028
8200	Sav	ALL	2-8200-1001-SALARIES & WAGES	Original Request	\$ 11,086	\$ 11,419	\$ 11,760	\$ 12,114	\$ 12,477
			wages percentage change as per MW	Requested Adjustment	\$ (27,508)	\$ (28,333)	\$ (29,183)	\$ (30,059)	\$ (30,960)
				Updated Amount	\$ (16,422)	\$ (16,914)	\$ (17,423)	\$ (17,945)	\$ (18,483)
					2024	2025	2026	2027	2028
8240	Saw	F	2-8240-1001-SALARIES & WAGES	Original Request	\$ (940)	\$ (968)	\$ (997)	\$ (1,027)	\$ (1,058)
			wages percentage change as per MW	Requested Adjustment	\$ (1,375)	\$ (1,416)	\$ (1,459)	\$ (1,502)	\$ (1,548)
				Updated Amount	\$ (2,315)	\$ (2,384)	\$ (2,456)	\$ (2,529)	\$ (2,606)



Appendix "B"

					2024	2025	2026	2027	2028
8300	5ax	E	2-8300-1001-SALARIES & WAGES	Original Request	\$ (1,880)	\$ (1,936)	\$ (1,994)	\$ (2,054)	\$ (2,116)
				Requested Adjustment	\$ (1,375)	\$ (1,416)	\$ (1,459)	\$ (1,502)	\$ (1,548)
				Updated Amount	\$ (3,255)	\$ (3,353)	\$ (3,453)	\$ (3,557)	\$ (3,664)
					2024	2025	2026	2027	2028
8500	5ay	D	2-8500-1001-SALARIES & WAGES	Original Request	\$ (1,880)	\$ (1,936)	\$ (1,994)	\$ (2,054)	\$ (2,116)
				Requested Adjustment	\$ (1,375)	\$ (1,416)	\$ (1,459)	\$ (1,502)	\$ (1,548)
				Updated Amount	\$ (3,255)	\$ (3,353)	\$ (3,453)	\$ (3,557)	\$ (3,664)
					2024	2025	2026	2027	2028
8600	5bz	OSOYOOS / A	2-8600-1001-SALARIES & WAGES	Original Request	\$ (4,699)	\$ (4,840)	\$ (4,985)	\$ (5,135)	\$ (5,289)
				Requested Adjustment	\$ (1,375)	\$ (1,416)	\$ (1,459)	\$ (1,502)	\$ (1,548)
				Updated Amount	\$ (6,074)	\$ (6,256)	\$ (6,444)	\$ (6,637)	\$ (6,836)
					2024	2025	2026	2027	2028
0161	5ba	All	2-161-1001-SALARIES & WAGES	Original Request	\$ 41,913	\$ 43,170	\$ 44,466	\$ 45,799	\$ 47,173
				Requested Adjustment	\$ 20,631	\$ 21,250	\$ 21,887	\$ 22,544	\$ 23,220
				Updated Amount	\$ 62,544	\$ 64,420	\$ 66,353	\$ 68,343	\$ 70,393
					2024	2025	2026	2027	2028
7201	5bb	KEREMEOS B/G	2-7201-1001-SALARIES & WAGES	Original Request	\$ 34,623	\$ 35,662	\$ 36,731	\$ 37,833	\$ 38,969
				Requested Adjustment	\$ 1,375	\$ 1,416	\$ 1,459	\$ 1,502	\$ 1,548
				Updated Amount	\$ 35,998	\$ 37,078	\$ 38,190	\$ 39,335	\$ 40,517
					2024	2025	2026	2027	2028
7521	5bc	D	2-7521-1001-SALARIES & WAGES	Original Request	\$ 16,689	\$ 17,190	\$ 17,706	\$ 18,237	\$ 18,783
				Requested Adjustment	\$ 1,375	\$ 1,416	\$ 1,459	\$ 1,502	\$ 1,548
				Updated Amount	\$ 18,064	\$ 18,606	\$ 19,165	\$ 19,739	\$ 20,331
					2024	2025	2026	2027	2028
7531	5bd	I	2-7531-1001-SALARIES & WAGES	Original Request	\$ 54,593	\$ 56,231	\$ 57,918	\$ 59,655	\$ 61,445
				Requested Adjustment	\$ 1,375	\$ 1,416	\$ 1,459	\$ 1,502	\$ 1,548
				Updated Amount	\$ 55,968	\$ 57,647	\$ 59,376	\$ 61,158	\$ 62,992
					2024	2025	2026	2027	2028
7541	5be	E	2-7541-1001-SALARIES & WAGES	Original Request	\$ 72,319	\$ 74,489	\$ 76,723	\$ 79,025	\$ 81,395
				Requested Adjustment	\$ 1,375	\$ 1,416	\$ 1,459	\$ 1,502	\$ 1,548
				Updated Amount	\$ 73,694	\$ 75,905	\$ 78,182	\$ 80,527	\$ 82,943
					2024	2025	2026	2027	2028
7571	5bf	F	2-7571-1001-SALARIES & WAGES	Original Request	\$ 22,252	\$ 22,920	\$ 23,607	\$ 24,315	\$ 25,045
				Requested Adjustment	\$ 1,375	\$ 1,416	\$ 1,459	\$ 1,502	\$ 1,548
				Updated Amount	\$ 23,627	\$ 24,336	\$ 25,066	\$ 25,818	\$ 26,592
					2024	2025	2026	2027	2028

Appendix "B"

					2024	2025	2026	2027	2028
7721	Sbg	ALL	2-7721-1001-SALARIES & WAGES	Original Request	\$ 12,239	\$ 12,606	\$ 12,984	\$ 13,374	\$ 13,775
				Requested Adjustment	\$ 41,262	\$ 42,500	\$ 43,775	\$ 45,088	\$ 46,441
				Updated Amount	\$ 53,501	\$ 55,106	\$ 56,759	\$ 58,462	\$ 60,216
					2024	2025	2026	2027	2028
Parks & Facilities Manager									
0100	Sbh	All	2-100-1001 -New FTE as authorized by the Board SALARIES & WAGES	Original Request	\$ 251,185	\$ 407,535	\$ 415,892	\$ 424,422	\$ 433,134
				Requested Adjustment	\$ 5,052	\$ 5,204	\$ 5,360	\$ 5,520	\$ 5,686
				Updated Amount	\$ 256,237	\$ 412,739	\$ 421,252	\$ 429,942	\$ 438,820
					2024	2025	2026	2027	2028
0300	Sbf	Electoral Area	2-300-1001-SALARIES & WAGES	Original Request	\$ (73,766)	\$ (54,314)	\$ (56,172)	\$ (58,295)	\$ (60,487)
				Requested Adjustment	\$ (17,880)	\$ (18,416)	\$ (18,969)	\$ (19,538)	\$ (20,124)
				Updated Amount	\$ (91,646)	\$ (72,731)	\$ (75,141)	\$ (77,833)	\$ (80,611)
					2024	2025	2026	2027	2028
3905	Sbj	C	2-3905-1001-SALARIES & WAGES	Original Request	\$ 4,227	\$ 5,649	\$ 5,760	\$ 5,874	\$ 5,990
				Requested Adjustment	\$ 11,003	\$ 11,333	\$ 11,673	\$ 12,023	\$ 12,384
				Updated Amount	\$ 15,230	\$ 16,982	\$ 17,433	\$ 17,897	\$ 18,374
					2024	2025	2026	2027	2028
7490	Sbk	H	2-7490-1001-SALARIES & WAGES	Original Request	\$ -	\$ -	\$ -	\$ -	\$ -
				Requested Adjustment	\$ 1,375	\$ 1,416	\$ 1,459	\$ 1,502	\$ 1,548
				Updated Amount	\$ 1,375	\$ 1,416	\$ 1,459	\$ 1,502	\$ 1,548
					2024	2025	2026	2027	2028
Emergency Program Coordinator									
0300	Sbl	Electoral Area	2-300-1001-SALARIES & WAGES	Original Request	\$ (91,646)	\$ (72,731)	\$ (75,141)	\$ (77,833)	\$ (80,611)
				Requested Adjustment	\$ (34,685)	\$ (35,726)	\$ (36,797)	\$ (37,901)	\$ (39,038)
				Updated Amount	\$ (126,331)	\$ (108,456)	\$ (111,939)	\$ (115,734)	\$ (119,650)
					2024	2025	2026	2027	2028
0400	Sbm	All	2-400-1001 Wages and Salary	Original Request	\$ (1,817)	\$ (1,865)	\$ (1,915)	\$ (1,972)	\$ (2,032)
				Requested Adjustment	\$ 5,781	\$ 5,954	\$ 6,133	\$ 6,317	\$ 6,507
				Updated Amount	\$ 3,964	\$ 4,089	\$ 4,218	\$ 4,345	\$ 4,475
					2024	2025	2026	2027	2028
0410	Sbn	All	2-410-1001-SALARIES & WAGES	Original Request	\$ 169,879	\$ 231,833	\$ 213,847	\$ 219,444	\$ 225,190
				Requested Adjustment	\$ 28,904	\$ 29,771	\$ 30,664	\$ 31,584	\$ 32,532
				Updated Amount	\$ 198,783	\$ 261,604	\$ 244,511	\$ 251,028	\$ 257,721
					2024	2025	2026	2027	2028
Emergency Program Coordinator									
0300	Sbo	Electoral Area	2-300-1001-SALARIES & WAGES	Original Request	\$ (126,331)	\$ (108,456)	\$ (111,939)	\$ (115,734)	\$ (119,650)
				Requested Adjustment	\$ (51,826)	\$ (53,381)	\$ (54,982)	\$ (56,632)	\$ (58,331)
				Updated Amount	\$ (178,157)	\$ (161,837)	\$ (166,921)	\$ (172,366)	\$ (177,980)
					2024	2025	2026	2027	2028
0400	Sbp	All	2-400-1001 Wages and Salary	Original Request	\$ 3,964	\$ 4,089	\$ 4,218	\$ 4,345	\$ 4,475
				Requested Adjustment	\$ 14,808	\$ 15,252	\$ 15,710	\$ 16,181	\$ 16,667
				Updated Amount	\$ 18,772	\$ 19,341	\$ 19,928	\$ 20,526	\$ 21,141
					2024	2025	2026	2027	2028
0410	Sbq	All	2-410-1001-SALARIES & WAGES	Original Request	\$ 198,783	\$ 261,604	\$ 244,511	\$ 251,028	\$ 257,721
				Requested Adjustment	\$ 37,019	\$ 38,130	\$ 39,273	\$ 40,452	\$ 41,665
				Updated Amount	\$ 235,802	\$ 299,733	\$ 283,785	\$ 291,480	\$ 299,387

## Appendix "C"

No.	Description	Area	Total	Tax Implication Only	User Fee Implication Only
1	General Government	All	\$ 309,625		
	Corporate Facilities	All	\$ 49,618		
	Emergency Planning	All	\$ 165,590		
	Electoral Area Planning	All	\$ 61,577		
	Mosquito Control	All	\$ 5,200		
	Regional Trails	All	\$ 4,424		
				\$ 596,035	\$ -
2	Electoral Area Administration	Electoral Areas	\$ 48,921		
	Development Infrastructure	Electoral Areas	\$ 55,607		
				\$ 104,528	
3	Refuse Disposal - Penticton / D3	D / E / F / I	\$ 3,423		\$ 3,423
4	Fire Protection - Keremeos / B&G	B / G	\$ -		
	Refuse Disposal - Keremeos / B&G	B / G	\$ 1,369		
	Recreation Facility - Keremeos / B&G	B / G	\$ -		
	Pool - Keremeos / B&G	B / G	\$ -		
				\$ 1,369	\$ -
5	Refuse Disposal Oliver / "C"	C	\$ 1,712		
	Gallagher Sewer	C	\$ 4,127		
	Camp Ground - Loose Bay	C	\$ 4,227		
	Water System - Willowbrook	C	\$ 4,912		
	Water System - Gallagher Lake	C	\$ 4,363		
				\$ 5,939	\$ 13,402
6	Rural Projects - Area "D"	D	\$ 2,678		
	Sewage Disposal - Okanagan Falls	D	\$ 11,321		
	Water System - Okanagan Falls	D	\$ 55,796		
	Water System - Sun Valley	D	\$ 4,996		
	Recreation Commission - Okanagan Falls	D	\$ 9,245		
	Cemetery - Area "D"	D	\$ 12,680		
	Economic Development - Area "D"	D	\$ 198		
				\$ 24,800	\$ 72,112
7	Rural Projects - Area "E"	E	\$ 3,570		
	Water System - Naramata	E	\$ 75,056		
	Parks & Recreation - Naramata	E	\$ 13,274		
				\$ 16,844	\$ 75,056
8	Water System - Sage Mesa	F	\$ 16,520		
	Water System - Faulder	F	\$ 7,394		
	Water System - West Bench	F	\$ 30,173		
	Area "F" Parks Commission	F	\$ -		
				\$ -	\$ 54,086
9	Water System - Olalla	G	\$ 14,687		\$ 14,687
10	Rural Projects - Area "H"	H	\$ 3,570		
	Water System - Missasula	H	\$ 20,053		
				\$ 3,570	\$ 20,053
11	Apex Mtn Solid Waste Transfer Stn	I	\$ 8,897		
	Recreation Commission - Kaleden	I	\$ 4,227		
				\$ 13,124	\$ -
			\$ 1,019,026	\$ 766,208	\$ 252,819



Appendix "C1"

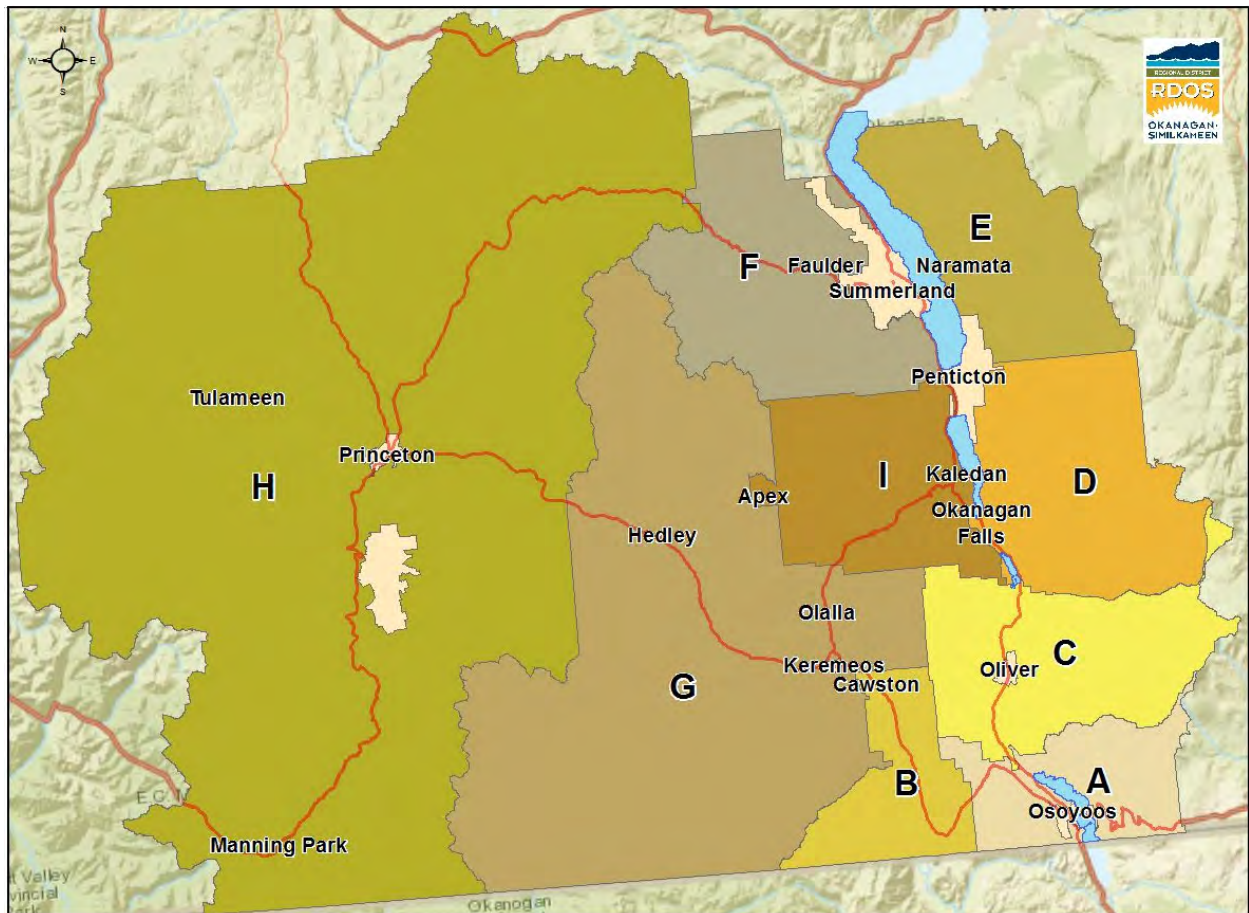
No.	Description	Area	Emergency Program Coordinator	Emergency Program Technician	Facilities Attendant	Parks Lead Hand	Pest Control / Laborer	Student Utilities	System Operator I	Utilities Coordinator	Engineering Technologist I	Purchasing Manger	Electrician	Accountant II	Planning Tech	Communications Manager	Corporate Initiatives Coordinator	Total	Tax Implication Only	User Fee Implication Only
1	General Government	All																		
	Corporate Facilities	All			\$ 49,618							\$ 60,835	\$ 8,900	\$ 45,454		\$ 126,847	\$ 67,590	\$ 309,625		
	Emergency Planning	All	\$ 90,905	\$ 74,685														\$ 49,618		
	Electoral Area Planning	All																\$ 165,590		
	Mosquito Control	All					\$ 5,200.00								\$ 61,577			\$ 61,577		
Regional Trails	All				\$ 4,424												\$ 5,200			
																		\$ 4,424		
2	Electoral Area Administration	Electoral Areas						\$ 2,765	\$ 2,838		\$ 7,139	\$ 15,209	\$ 5,819	\$ 15,152				\$ 596,035	\$ -	
	Development Infrastructure	Electoral Areas								\$ 47,545	\$ 6,693	\$ 1,369						\$ 48,921		
3	Refuse Disposal - Penticton / D3	D / E / F / I											\$ 3,423					\$ 55,607	\$ 104,528	
																		\$ 3,423		\$ 3,423
4	Fire Protection - Keremeos / B&G	B / G																\$ -		
	Refuse Disposal - Keremeos / B&G	B / G											\$ 1,369					\$ 1,369		
	Recreation Facility - Keremeos / B&G	B / G																\$ -		
	Pool - Keremeos / B&G	B / G																\$ -		
																		\$ -		
																		\$ -	\$ 1,369	\$ -
5	Refuse Disposal Oliver / "C"	C											\$ 1,712					\$ 1,712		
	Gallagher Sewer	C					\$ 520	\$ 237	\$ 1,585	\$ 1,785								\$ 4,127		
	Camp Ground - Loose Bay	C			\$ 4,227													\$ 4,227		
	Water System - Willowbrook	C					\$ 1,560	\$ 185	\$ 1,419	\$ 893		\$ 856						\$ 4,912		
	Water System - Gallagher Lake	C					\$ 520	\$ 473	\$ 1,585	\$ 1,785								\$ 4,363		
																		\$ -	\$ 5,939	\$ 13,402
6	Rural Projects - Area "D"	D									\$ 2,678							\$ 2,678		
	Sewage Disposal - Okanagan Falls	D					\$ 2,600	\$ 553	\$ 237	\$ 3,170	\$ 1,338		\$ 3,423					\$ 11,321		
	Water System - Okanagan Falls	D					\$ 7,800	\$ 4,423	\$ 9,932	\$ 9,509	\$ 12,494		\$ 11,638					\$ 55,796		
	Water System - Sun Valley	D					\$ 1,040	\$ 369	\$ 946	\$ 1,785			\$ 856					\$ 4,996		
	Recreation Commission - Okanagan Falls	D				\$ 9,245												\$ 9,245		
	Cemetery - Area "D"	D				\$ 12,680												\$ 12,680		
	Economic Development - Area "D"	D				\$ 198												\$ 198		
																		\$ -	\$ 24,800	\$ 72,112
7	Rural Projects - Area "E"	E									\$ 3,570							\$ 3,570		
	Water System - Naramata	E					\$ 15,600	\$ 4,423	\$ 14,662	\$ 11,094	\$ 16,956							\$ 75,056		
	Parks & Recreation - Naramata	E				\$ 13,274							\$ 12,322					\$ 13,274		
																		\$ -	\$ 16,844	\$ 75,056
8	Water System - Sage Mesa	F					\$ 2,600	\$ 922	\$ 2,601	\$ 2,378	\$ 3,570		\$ 4,450					\$ 16,520		
	Water System - Faulder	F					\$ 1,560	\$ 1,106	\$ 473	\$ 3,570			\$ 685					\$ 7,394		
	Water System - West Bench	F					\$ 7,280	\$ 1,290	\$ 7,095	\$ 793	\$ 8,924		\$ 4,792					\$ 30,173		
	Area "F" Parks Commission	F											\$ -					\$ -		
																		\$ -	\$ -	\$ 54,086
9	Water System - Olalla	G				\$ 2,860	\$ 1,474	\$ 2,838	\$ 793	\$ 5,354		\$ 1,369						\$ 14,687		\$ 14,687
10	Rural Projects - Area "H"	H								\$ 3,570								\$ 3,570		
	Water System - Missasula	H				\$ 2,860	\$ 922	\$ 3,547	\$ 793	\$ 7,139		\$ 4,792						\$ 20,053		\$ 3,570
																		\$ -	\$ 20,053	\$ -
11	Apex Mtn Solid Waste Transfer Stn	I											\$ 8,897					\$ 8,897		
	Recreation Commission - Kaleden	I				\$ 4,227							\$ -					\$ 4,227		
																		\$ -	\$ 13,124	\$ -
			\$ 90,905	\$ 74,685	\$ 49,618	\$ 48,274	\$ 52,000	\$ 18,432	\$ 47,295	\$ 79,243	\$ 89,243	\$ 76,043	\$ 76,668	\$ 60,605	\$ 61,577	\$ 126,847	\$ 67,590	\$ 1,019,026	\$ 766,208	\$ 252,819



# Regional District of Okanagan-Similkameen

## 2024-2028 Schedule A

### Summary by Program





**2024 REGIONAL DISTRICT OF OKANAGAN SIMILKAMEEN Budget - for Work Shop**  
**Budget by Program**

**SUB REGIONAL PROGRAMS**

Dept.	Budget Page	2023 Revenue	2023 Expenses	2023 Tax Req./Recoveries	2024 Revenue	2024 Expenses	2024 Tax Req./Recoveries	% TAX CHANGE
1 5020 RGS - SUB REGIONAL	82	\$ 45,305	\$ 45,305	\$ 45,305	\$ 51,943	\$ 51,943	\$ 51,943	14.65%
2 6000 STERILE INSECT RELEASE PROGRAM	89	\$ 998,335	\$ 998,335	\$ 485,451	\$ 1,040,034	\$ 1,040,034	\$ 516,622	6.42%
3 6500 OKANAGAN BASIN WATER BOARD	90	\$ 772,633	\$ 772,633	\$ 772,633	\$ 793,296	\$ 793,296	\$ 793,296	2.67%
Total		\$ 1,816,273	\$ 1,816,273	\$ 1,303,389	\$ 1,885,273	\$ 1,885,273	\$ 1,361,861	4.49%

Dept.	Regional Programs	Budget Page	2023 Revenue	2023 Expenses	2023 Tax Req./Recoveries	2024 Revenue	2024 Expenses	2024 Tax Req./Recoveries	% TAX CHANGE
1 0100 GENERAL GOVERNMENT		1	\$ 2,162,253	\$ 2,162,253	\$ 1,612,212	\$ 2,291,266	\$ 2,291,266	\$ 2,200,765	36.51%
2 0120 HUMAN RESOURCES		2	\$ 204,818	\$ 204,818	\$ 168,632	\$ 244,406	\$ 244,406	\$ 172,034	2.02%
3 0130 LEGISLATIVE SERVICES		3	\$ 530,207	\$ 530,207	\$ 312,230	\$ 390,200	\$ 390,200	\$ 309,800	-0.78%
4 0150 FINANCE		4	\$ 173,910	\$ 173,910	\$ 163,710	\$ 186,779	\$ 186,779	\$ 186,779	14.09%
5 0160 CORPORATE FACILITIES		5	\$ 422,520	\$ 422,520	\$ 371,000	\$ 527,231	\$ 527,231	\$ 475,981	28.30%
6 0200 INVASIVE SPECIES formerly noxious weeds		6	\$ 100,456	\$ 100,456	\$ 66,360	\$ 102,078	\$ 102,078	\$ 89,562	34.96%
7 0400 911 EMERGENCY CALL SYSTEM		17	\$ 1,112,880	\$ 1,112,880	\$ 1,089,450	\$ 1,323,572	\$ 1,323,572	\$ 1,304,207	19.71%
8 0410 EMERGENCY PLANNING		18	\$ 1,734,135	\$ 1,734,135	\$ 366,922	\$ 2,471,134	\$ 2,471,134	\$ 787,555	114.64%
9 0600 INFORMATION SERVICES		22	\$ 1,123,630	\$ 1,123,630	\$ 835,461	\$ 1,017,147	\$ 1,017,147	\$ 906,500	8.50%
10 4250 ILLEGAL DUMPING		75	\$ 40,207	\$ 40,207	\$ 35,882	\$ 40,407	\$ 40,407	\$ 40,407	12.61%
11 4300 SOLID WASTE MANAGEMENT		76	\$ 537,719	\$ 537,719	\$ 280,633	\$ 665,156	\$ 665,156	\$ 175,156	-37.59%
12 5010 ENVIRONMENTAL CONSERVATION		81	\$ 449,783	\$ 449,783	\$ 449,783	\$ 449,036	\$ 449,036	\$ 449,036	-0.17%
13 5550 NUISANCE CONTROL "A"/"B"/"C"/"D"/"E"/"F"/"G"/"I"		85	\$ 25,887	\$ 25,887	\$ 23,742	\$ 25,945	\$ 25,945	\$ 25,945	9.28%
14 5600 DESTRUCTION OF PESTS - PENTICTON		86	\$ 5,715	\$ 5,715	\$ (891)	\$ 2,067	\$ 2,067	\$ 2,067	-332.02%
15 5700 MOSQUITO CONTROL		87	\$ 198,325	\$ 198,325	\$ 170,325	\$ 222,826	\$ 222,826	\$ 186,776	9.66%
16 5800 DESTRUCTION OF PESTS - SUMMERLAND		88	\$ 4,096	\$ 4,096	\$ (12,864)	\$ 2,052	\$ 2,052	\$ 2,052	-115.95%
17 7600 REGIONAL RECREATION		108	\$ 6,511	\$ 6,511	\$ -	\$ 326	\$ 326	\$ -	\$ -
18 7720 REGIONAL TRAILS		110	\$ 495,955	\$ 495,955	\$ 433,325	\$ 467,284	\$ 467,284	\$ 408,289	-5.78%
19 7890 HERITAGE CONSERVATION		120	\$ 5,437	\$ 5,437	\$ -	\$ -	\$ -	\$ -	#DIV/0!
20 8200 REGIONAL TRANSIT		130	\$ 360,246	\$ 360,246	\$ 238,993	\$ 340,423	\$ 340,423	\$ 242,580	1.50%
21 9390 REGIONAL ECONOMIC DEVELOPMENT (OK FILM)		151	\$ 36,242	\$ 36,242	\$ 36,242	\$ 40,093	\$ 40,093	\$ 40,093	10.63%
Total			\$ 9,532,607	\$ 9,532,607	\$ 6,470,822	\$ 10,809,427	\$ 10,809,427	\$ 8,005,583	23.72%
<b><u>Less Services included in Administration Expense</u></b>									
2 0120 HUMAN RESOURCES		2	\$ 204,818	\$ 204,818	\$ (168,632)	\$ 244,406	\$ 244,406	\$ (172,034)	2.02%
3 0130 LEGISLATIVE SERVICES		3	\$ 530,207	\$ 530,207	\$ (312,230)	\$ 390,200	\$ 390,200	\$ (309,800)	-0.78%
4 0150 FINANCE		4	\$ 173,910	\$ 173,910	\$ (163,710)	\$ 186,779	\$ 186,779	\$ (186,779)	14.09%
5 0160 CORPORATE FACILITIES		5	\$ 422,520	\$ 422,520	\$ (371,000)	\$ 527,231	\$ 527,231	\$ (475,981)	28.30%
9 0600 INFORMATION SERVICES		22	\$ 1,123,630	\$ 1,123,630	\$ (835,461)	\$ 1,017,147	\$ 1,017,147	\$ (906,500)	8.50%
Net			\$ 7,077,522	\$ 7,077,522	\$ 4,619,789	\$ 8,443,664	\$ 8,443,664	\$ 5,954,489	28.89%

**2024 REGIONAL DISTRICT OF OKANAGAN SIMILKAMEEN Budget - for Work Shop**  
**Budget by Program**

Dept.	<b>Rural Programs</b>		Budget Page	2023 Revenue	2023 Expenses	2023 Tax Req./Recoveries	2024 Revenue	2024 Expenses	2024 Tax Req./Recoveries	% TAX CHANGE
1	0300	ELECTORAL AREA ADMINISTRATION	7	\$ 3,085,076	\$ 3,085,076	\$ 2,667,222	\$ 3,018,049	\$ 3,018,049	\$ 2,602,949	-2.41%
2	2500	BUILDING INSPECTION	33	\$ 1,448,415	\$ 1,448,415	\$ 332,410	\$ 1,155,808	\$ 1,155,808	\$ 351,044	5.61%
3	4200	DEVELOPMENT INFRASTRUCTURE	74	\$ 121,224	\$ 121,224	\$ 48,224	\$ 209,405	\$ 209,405	\$ 107,905	123.76%
4	5000	ELECTORAL AREA PLANNING	80	\$ 1,452,564	\$ 1,452,564	\$ 1,322,564	\$ 1,708,656	\$ 1,708,656	\$ 1,463,656	10.67%
5	5100	BYLAW ENFORCEMENT	83	\$ 470,865	\$ 470,865	\$ 370,095	\$ 432,177	\$ 432,177	\$ 412,177	11.37%
6	5500	DESTRUCTION OF PESTS	84	\$ 6,009	\$ 6,009	\$ (638)	\$ 4,644	\$ 4,644	\$ 4,074	-738.58%
7	5700	MOSQUITO CONTROL	87	\$ 198,325	\$ 198,325	\$ 170,325	\$ 222,826	\$ 222,826	\$ 186,776	9.66%
8	9200	ANIMAL CONTROL - "A","B","C","D","E","F","G","H","I"	143	\$ 189,883	\$ 189,883	\$ 161,840	\$ 197,531	\$ 197,531	\$ 169,198	4.55%
9	9900	OKANAGAN REGIONAL LIBRARY	159	\$ 942,241	\$ 942,241	\$ 935,777	\$ 971,805	\$ 971,805	\$ 965,623	3.19%
Total				\$ 7,914,602	\$ 7,914,602	\$ 6,007,819	\$ 7,920,901	\$ 7,920,901	\$ 6,263,402	4.25%

Dept.	<b>Shared Programs - "A" / Osoyoos</b>		Budget Page	2023 Revenue	2023 Expenses	2023 Tax Req./Recoveries	2024 Revenue	2024 Expenses	2024 Tax Req./Recoveries	% TAX CHANGE
1	7050	ARENA - OSOYOOS / "A"	92	\$ 1,014,034	\$ 1,014,034	\$ 608,534	\$ 1,041,530	\$ 1,041,530	\$ 620,780	2.01%
2	7865	MUSEUM PROPERTY DEBT - AREA "A"	117	\$ 92,862	\$ 92,862	\$ 93,884	\$ 93,002	\$ 93,002	\$ 93,277	-0.65%
3	8600	TRANSIT - SOUTH OKANAGAN	136	\$ 233,036	\$ 233,036	\$ 123,322	\$ 200,453	\$ 200,453	\$ 149,151	20.94%
Total				\$ 1,339,932	\$ 1,339,932	\$ 825,740	\$ 1,334,985	\$ 1,334,985	\$ 863,208	4.54%

Dept.	<b>Shared Programs - "B" &amp; "G" / Keremeos</b>		Budget Page	2023 Revenue	2023 Expenses	2023 Tax Req./Recoveries	2024 Revenue	2024 Expenses	2024 Tax Req./Recoveries	% TAX CHANGE
1	1100	FIRE PROTECTION - KEREMEOS AREAS "B" & "G"	24	\$ 661,154	\$ 661,154	\$ 630,901	\$ 704,568	\$ 704,568	\$ 672,815	6.64%
2	3400	REFUSE DISPOSAL - KEREMEOS AREAS "B" & "G"	47	\$ 447,837	\$ 447,837	\$ 260,426	\$ 478,500	\$ 478,500	\$ 295,300	13.39%
3	7200	RECREATION FACILITY - KEREMEOS/AREAS "B" & "G"	94	\$ 557,780	\$ 557,780	\$ 460,804	\$ 641,930	\$ 641,930	\$ 556,031	20.67%
4	7310	POOL - KEREMEOS/AREAS "B" & "G"	96	\$ 125,116	\$ 125,116	\$ 104,817	\$ 181,813	\$ 181,813	\$ 160,513	53.14%
5	9250	SIMILKAMEEN COUNTRY VISITOR INFO CENTRE	144	\$ 34,171	\$ 34,171	\$ 34,171	\$ 34,247	\$ 34,247	\$ 34,247	0.22%
Total				\$ 1,826,058	\$ 1,826,058	\$ 1,491,119	\$ 2,041,058	\$ 2,041,058	\$ 1,718,906	15.28%

Dept.	<b>Shared Programs "B"/"G"/"H"</b>		Budget Page	2023 Revenue	2023 Expenses	2023 Tax Req./Recoveries	2024 Revenue	2024 Expenses	2024 Tax Req./Recoveries	% TAX CHANGE
1	9360	ECONOMIC DEVELOPMENT - AREA "B","G", "H"	149	\$ 24,638	\$ 24,638	\$ 24,638	\$ 24,680	\$ 24,680	\$ 24,680	0.17%

**2024 REGIONAL DISTRICT OF OKANAGAN SIMILKAMEEN Budget - for Work Shop**  
**Budget by Program**

Dept.	Shared Programs - Area "C"/Oliver	Budget Page	2023 Revenue	2023 Expenses	2023 Tax Req./Recoveries	2024 Revenue	2024 Expenses	2024 Tax Req./Recoveries	% TAX CHANGE
1	3000 REFUSE DISPOSAL- OLIVER & Area "C"	44	\$ 1,421,088	\$ 1,421,088	\$ 118,534	\$ 1,451,681	\$ 1,451,681	\$ 126,161	6.43%
2	7100 ARENA - OLIVER / AREA "C"	93	\$ 606,654	\$ 606,654	\$ 478,916	\$ 670,756	\$ 670,756	\$ 538,580	12.46%
3	7300 POOL - OLIVER / AREA "C"	95	\$ 379,500	\$ 379,500	\$ 285,721	\$ 356,687	\$ 356,687	\$ 264,584	-7.40%
4	7400 RECREATION HALL - OLIVER / AREA "C"	97	\$ 412,625	\$ 412,625	\$ 283,144	\$ 411,892	\$ 411,892	\$ 282,526	-0.22%
5	7410 FRANK VENABLES AUDITORIUM-OLIVER / AREA "C"	98	\$ 247,423	\$ 247,423	\$ 246,353	\$ 268,923	\$ 268,923	\$ 268,923	9.16%
6	7420 VENABLES THEATRE SERVICE	99	\$ 121,890	\$ 121,890	\$ 121,382	\$ 126,048	\$ 126,048	\$ 126,048	3.84%
7	7700 PARKS - OLIVER / AREA "C"	109	\$ 548,376	\$ 548,376	\$ 487,095	\$ 682,176	\$ 682,176	\$ 602,316	23.65%
8	7810 PROGRAMS - OLIVER / AREA "C"	112	\$ 362,692	\$ 362,692	\$ 198,122	\$ 330,365	\$ 330,365	\$ 128,176	-35.30%
9	7820 HERITAGE GRANT - AREA "C"	113	\$ 191,562	\$ 191,562	\$ 191,562	\$ 193,550	\$ 193,550	\$ 193,550	1.04%
10	9350 ECONOMIC DEVELOPMENT - OLIVER	148	\$ 57,986	\$ 57,986	\$ 57,708	\$ 58,117	\$ 58,117	\$ 56,910	-1.38%
Total			\$ 4,349,796	\$ 4,349,796	\$ 2,468,537	\$ 4,550,195	\$ 4,550,195	\$ 2,587,774	4.83%

Dept.	Shared Programs Area "D"/"E"/"F"/"I"	Budget Page	2023 Revenue	2023 Expenses	2023 Tax Req./Recoveries/ User Fees	2024 Revenue	2024 Expenses	2024 Tax Req./Recoveries/ User Fees	% TAX CHANGE
1	0425 VICTIM SERVICES AREAS "D", "E", "F", "I"	21	\$ 10,615	\$ 10,615	\$ 9,737	\$ 9,859	\$ 9,859	\$ 9,859	1.25%
2	2600 UNSIGHTLY/UNTIDY PREMISES - AREAS "D" & "I"	34	\$ 75,201	\$ 75,201	\$ 61,059	\$ 62,178	\$ 62,178	\$ 62,178	1.83%
3	3500 REFUSE DISPOSAL - PENTICTON / D3	48	\$ 4,503,623	\$ 4,503,623	\$ 3,465,843	\$ 5,025,528	\$ 5,025,528	\$ 3,441,206	-0.71%
4	3550 RECYCLING/ GARBAGE AREAS "D"/"E"/"F"/"I"	52	\$ 593,296	\$ 593,296	\$ 396,823	\$ 604,136	\$ 604,136	\$ 405,655	2.23%
5	3820 SEPTAGE DISPOSAL SERVICE	59	\$ 98,929	\$ 98,929	\$ -	\$ -	\$ -	\$ -	0.00%
6	2700 NOISE BYLAWS AREAS "D", "F", "I"	40	\$ 29,452	\$ 29,452	\$ 28,996	\$ 28,279	\$ 28,279	\$ 28,279	-2.47%
Total			\$ 5,311,116	\$ 5,311,116	\$ 3,962,458	\$ 5,729,980	\$ 5,729,980	\$ 3,947,177	-0.39%

Dept.	Local Programs AREA "A"	Budget Page	2023 Revenue	2023 Expenses	2023 Tax Req./Recoveries/ User Fees	2024 Revenue	2024 Expenses	2024 Tax Req./Recoveries/ User Fees	% TAX CHANGE
1	0310 RURAL PROJECTS - ELECTORAL AREA "A"	8	\$ 45,367	\$ 45,367	\$ 7,906	\$ 12,122	\$ 12,122	\$ 2,772	-64.94%
2	0415 VICTIM SERVICES AREA "A"	19	\$ 5,133	\$ 5,133	\$ 5,133	\$ 5,142	\$ 5,142	\$ 5,142	0.17%
3	1800 FIRE PROTECTION - ANARCHIST MOUNTAIN	31	\$ 273,982	\$ 273,982	\$ 273,982	\$ 304,885	\$ 304,885	\$ 304,885	11.28%
4	3200 REFUSE DISPOSAL - AREA "A"	46	\$ 6,000	\$ 6,000	\$ -	\$ -	\$ -	\$ -	
5	3520 RECYCLING / GARBAGE AREA "A"	49	\$ 182,109	\$ 182,109	\$ 143,234	\$ 194,389	\$ 194,389	\$ 153,369	7.08%
6	3810 OSOYOOS SEWER PROJECT - AREA "A"	57	\$ 55,038	\$ 55,038	\$ 15,600	\$ 55,038	\$ 55,038	\$ 15,600	0.00%
7	7510 RECREATION COMMISSION - AREA "A"	101	\$ 72,783	\$ 72,783	\$ 72,783	\$ 73,284	\$ 73,284	\$ 73,284	0.69%
8	7860 MUSEUM - AREA "A"	116	\$ 15,674	\$ 15,674	\$ 15,129	\$ 15,567	\$ 15,567	\$ 15,155	0.17%
9	7870 COMMUNITY PARKS - AREA "A"	118	\$ 89,559	\$ 89,559	\$ 66,559	\$ 87,719	\$ 87,719	\$ 77,719	16.77%
10	7990 GRANT-IN-AID - AREA "A"	127	\$ 5,242	\$ 5,242	\$ 3,517	\$ 40,578	\$ 40,578	\$ 5,452	55.02%
11	8800 CEMETERY - ELECTORAL AREA "A"	137	\$ 1,035	\$ 1,035	\$ 1,035	\$ 1,038	\$ 1,038	\$ 1,038	0.27%
12	9300 ECONOMIC DEVELOPMENT - AREA "A"	146	\$ 16,182	\$ 16,182	\$ 14,456	\$ 12,340	\$ 12,340	\$ 11,910	-17.61%
Total			\$ 768,104	\$ 768,104	\$ 619,334	\$ 802,102	\$ 802,102	\$ 666,326	7.59%

**2024 REGIONAL DISTRICT OF OKANAGAN SIMILKAMEEN Budget - for Work Shop**  
**Budget by Program**

Dept.	Local Programs Area "B"		Budget Page	2023 Revenue	2023 Expenses	2023 Tax Req./Recoveries/ User Fees	2024 Revenue	2024 Expenses	2024 Tax Req./Recoveries/ User Fees	% TAX CHANGE
1	0320	RURAL PROJECTS - ELECTORAL AREA "B"	9	\$ 14,488	\$ 14,488	\$ 4,927	\$ 8,164	\$ 8,164	\$ 5,664	14.97%
2	3530	RECYCLING / GARBAGE AREA "B"	50	\$ 92,827	\$ 92,827	\$ 68,481	\$ 96,871	\$ 96,871	\$ 73,771	7.73%
3	7580	COMMUNITY PARKS - AREA "B"	107	\$ 72,730	\$ 72,730	\$ 65,626	\$ 89,962	\$ 89,962	\$ 74,787	13.96%
4	7930	GRANT-IN-AID - AREA "B"	121	\$ 2,096	\$ 2,096	\$ 2,075	\$ 6,253	\$ 6,253	\$ 2,232	7.55%
Total				\$ 182,141	\$ 182,141	\$ 141,109	\$ 201,251	\$ 201,251	\$ 156,455	10.88%

Dept.	Local Programs Area "C"		Budget Page	2023 Revenue	2023 Expenses	2023 Tax Req./Recoveries/ User Fees	2024 Revenue	2024 Expenses	2024 Tax Req./Recoveries/ User Fees	% TAX CHANGE
1	0330	RURAL PROJECTS - ELECTORAL AREA "C"	10	\$ 30,021	\$ 30,021	\$ 24,064	\$ 40,714	\$ 40,714	\$ 40,714	69.19%
2	0420	VICTIM SERVICES - AREA "C"	20	\$ 8,213	\$ 8,213	\$ 8,213	\$ 8,227	\$ 8,227	\$ 8,227	0.17%
3	1500	FIRE PROTECTION - WILLOWBROOK	28	\$ 188,894	\$ 188,894	\$ 164,894	\$ 221,326	\$ 221,326	\$ 170,673	3.50%
4	2620	UNSIGHTLY / UNTIDY PREMISES - AREA "C"	36	\$ 41,958	\$ 41,958	\$ 27,758	\$ 22,874	\$ 22,874	\$ 22,874	-17.59%
5	2720	NOISE BYLAWS - AREA "C"	42	\$ 10,258	\$ 10,258	\$ 9,736	\$ 9,772	\$ 9,772	\$ 9,772	0.37%
6	3540	RECYCLING / GARBAGE - AREA "C"	51	\$ 293,503	\$ 293,503	\$ 219,388	\$ 301,488	\$ 301,488	\$ 239,138	9.00%
7	3815	GALLAGHER LAKE SEWER	58	\$ 48,161	\$ 48,161	\$ 45,223	\$ 55,516	\$ 55,516	\$ 51,616	14.14%
8	3905	CAMPGROUND - LOOSE BAY	61	\$ 67,623	\$ 67,623	\$ 30,899	\$ 119,122	\$ 119,122	\$ 50,422	63.18%
9	3930	WATER SYSTEM - WILLOWBROOK	65	\$ 108,641	\$ 108,641	\$ 107,928	\$ 118,347	\$ 118,347	\$ 114,253	5.86%
10	3975	WATER SYSTEM - GALLAGHER LAKE	70	\$ 79,359	\$ 79,359	\$ 69,059	\$ 81,446	\$ 81,446	\$ 75,488	9.31%
11	7940	GRANT-IN-AID - AREA "C"	122	\$ 69,894	\$ 69,894	\$ 41,394	\$ 76,797	\$ 76,797	\$ 41,797	0.97%
Total				\$ 946,525	\$ 946,525	\$ 748,556	\$ 1,055,629	\$ 1,055,629	\$ 824,974	10.21%

Dept.	Local Programs Area "D"		Budget Page	2023 Revenue	2023 Expenses	2023 Tax Req./Recoveries/ User Fees	2024 Revenue	2024 Expenses	2024 Tax Req./Recoveries/ User Fees	% TAX CHANGE
1	0340	RURAL PROJECTS - ELECTORAL AREA "D"	11	\$ 73,683	\$ 73,683	\$ 35,033	\$ 365,471	\$ 365,471	\$ 46,605	33.03%
2	1200	FIRE PROTECTION - OK FALLS	25	\$ 458,739	\$ 458,739	\$ 458,739	\$ 501,107	\$ 501,107	\$ 501,107	9.24%
3	3570	RECYCLING / GARBAGE - OK FALLS	53	\$ 357,197	\$ 357,197	\$ 249,420	\$ 339,101	\$ 339,101	\$ 257,901	3.40%
4	3800	SEWAGE DISPOSAL - OK FALLS	56	\$ 1,270,150	\$ 1,270,150	\$ 944,788	\$ 1,374,926	\$ 1,374,926	\$ 1,049,473	11.08%
5	3915	WATER SYSTEM - OKANAGAN FALLS	63	\$ 767,532	\$ 767,532	\$ 737,970	\$ 835,489	\$ 835,489	\$ 804,459	9.01%
6	3980	WATER SYSTEM - SUN VALLEY	71	\$ 80,829	\$ 80,829	\$ 80,629	\$ 86,996	\$ 86,996	\$ 86,796	7.65%
7	7520	RECREATION COMM - OK FALLS	102	\$ 861,287	\$ 861,287	\$ 755,024	\$ 833,188	\$ 833,188	\$ 770,699	2.08%
8	7950	GRANT-IN-AID - AREA "D"	123	\$ 17,603	\$ 17,603	\$ 7,603	\$ 46,182	\$ 46,182	\$ 8,682	14.19%
9	8500	TRANSIT - AREA "D"	135	\$ 126,107	\$ 126,107	\$ 119,094	\$ 144,266	\$ 144,266	\$ 132,790	11.50%
10	8960	CEMETERY - OKANAGAN FALLS	139	\$ 44,241	\$ 44,241	\$ 44,241	\$ 83,433	\$ 83,433	\$ 83,433	88.59%
11	9380	ECONOMIC DEVELOPMENT - AREA "D"	150	\$ 179,036	\$ 179,036	\$ 159,036	\$ 182,351	\$ 182,351	\$ 182,351	14.66%
12	9670	STREET LIGHTING - HERITAGE HILLS	156	\$ 6,387	\$ 6,387	\$ 6,337	\$ 6,959	\$ 6,959	\$ 6,639	4.77%
13	9690	STREET LIGHTING - OKANAGAN FALLS	158	\$ 28,587	\$ 28,587	\$ 28,587	\$ 58,606	\$ 58,606	\$ 58,606	105.01%
Total				\$ 4,271,378	\$ 4,271,378	\$ 3,626,501	\$ 4,858,073	\$ 4,858,073	\$ 3,989,539	10.01%

**2024 REGIONAL DISTRICT OF OKANAGAN SIMILKAMEEN Budget - for Work Shop**  
**Budget by Program**

Dept.	Local Programs Area "E"	Budget Page	2023 Revenue	2023 Expenses	2023 Tax Req./Recoveries/ User Fees	2024 Revenue	2024 Expenses	2024 Tax Req./Recoveries/ User Fees	% TAX CHANGE
1	0360 RURAL PROJECTS - ELECTORAL AREA "E"	13	\$ 98,235	\$ 98,235	\$ 65,381	\$ 61,470	\$ 61,470	\$ 56,470	-13.63%
2	1700 FIRE PROTECTION - NARAMATA	30	\$ 547,877	\$ 547,877	\$ 525,817	\$ 545,659	\$ 545,659	\$ 543,529	3.37%
3	2610 UNSIGHTLY / UNTIDY PREMISES - AREA "E"	35	\$ 18,683	\$ 18,683	\$ 17,183	\$ 18,507	\$ 18,507	\$ 18,507	7.71%
4	2710 NOISE BYLAWS - AREA "E"	41	\$ 9,958	\$ 9,958	\$ 9,947	\$ 9,772	\$ 9,772	\$ 9,772	-1.76%
5	3940 WATER SYSTEM - NARAMATA	66	\$ 1,543,302	\$ 1,543,302	\$ 1,406,024	\$ 1,645,757	\$ 1,645,757	\$ 1,489,429	5.93%
6	3950 WATER SYSTEM NARAMATA MAIN	67	\$ 3,505	\$ 3,505	\$ -	\$ -	\$ -	\$ -	N/A
7	7540 PARKS & RECREATION - NARAMATA	104	\$ 574,226	\$ 574,226	\$ 526,148	\$ 634,844	\$ 634,844	\$ 627,569	19.28%
8	7830 NARAMATA MUSEUM	114	\$ 17,805	\$ 17,805	\$ 17,805	\$ 22,952	\$ 22,952	\$ 22,952	28.91%
9	7960 GRANT-IN-AID - AREA "E"	124	\$ 10,562	\$ 10,562	\$ 8,800	\$ 10,689	\$ 10,689	\$ 8,909	1.24%
10	8300 NARAMATA TRANSIT	132	\$ 137,963	\$ 137,963	\$ 103,182	\$ 134,235	\$ 134,235	\$ 126,735	22.83%
11	8950 CEMETERY - ELECTORAL AREA "E"	138	\$ 64,820	\$ 64,820	\$ 42,524	\$ 98,114	\$ 98,114	\$ 66,114	55.47%
12	9260 AREA 'E' TOURISM & COMMUNITY SVS CONTRIBUT	145	\$ 10,355	\$ 10,355	\$ 10,355	\$ 10,378	\$ 10,378	\$ 10,378	0.22%
13	9680 STREET LIGHTING - NARAMATA	157	\$ 6,942	\$ 6,942	\$ 6,942	\$ 8,247	\$ 8,247	\$ 8,247	18.80%
14	9910 NARAMATA LIBRARY	160	\$ 14,555	\$ 14,555	\$ 14,555	\$ 15,342	\$ 15,342	\$ 15,342	5.40%
Total			\$ 3,058,788	\$ 3,058,788	\$ 2,754,663	\$ 3,215,967	\$ 3,215,967	\$ 3,003,954	9.05%

Dept.	Local Programs Area "F"	Budget Page	2023 Revenue	2023 Expenses	2023 Tax Req./Recoveries/ User Fees	2024 Revenue	2024 Expenses	2024 Tax Req./Recoveries/ User Fees	% TAX CHANGE
1	0370 RURAL PROJECTS - ELECTORAL AREA "F"	14	\$ 44,971	\$ 44,971	\$ 38,316	\$ 39,502	\$ 39,502	\$ 39,502	3.09%
2	1000 FIRE PROTECTION - W BENCH/S MESA/HUSLA	23	\$ 411,427	\$ 411,427	\$ 398,731	\$ 494,410	\$ 494,410	\$ 494,410	24.00%
3	2630 UNSIGHTLY / UNTIDY PREMISES - AREA "F"	37	\$ 13,735	\$ 13,735	\$ 9,403	\$ 9,772	\$ 9,772	\$ 9,772	3.93%
4	3910 WATER SYSTEM - SAGE MESA	62	\$ 451,014	\$ 451,014	\$ 420,558	\$ 236,279	\$ 236,279	\$ 216,279	-48.57%
5	3920 WATER SYSTEM - FAULDER	64	\$ 209,619	\$ 209,619	\$ 153,779	\$ 164,882	\$ 164,882	\$ 153,779	0.00%
6	3970 WATER SYSTEM - WEST BENCH	69	\$ 564,260	\$ 564,260	\$ 369,102	\$ 572,866	\$ 572,866	\$ 410,666	11.26%
7	4400 WEST BENCH SOIL REMOVAL AND DEPOSITION SERVICE	79	\$ 10,494	\$ 10,494	\$ 9,994	\$ 19,985	\$ 19,985	\$ 19,485	94.97%
8	7560 RECREATION - WEST BENCH	105	\$ 18,890	\$ 18,890	\$ 18,890	\$ 19,257	\$ 19,257	\$ 19,257	1.94%
9	7570 PARKS COMMISSION - AREA "F"	106	\$ 185,574	\$ 185,574	\$ 149,217	\$ 192,875	\$ 192,875	\$ 181,630	21.72%
10	8000 GRANT-IN-AID - AREA "F"	128	\$ 5,281	\$ 5,281	\$ 3,750	\$ 3,840	\$ 3,840	\$ 3,813	1.68%
11	8240 TRANSIT - WEST BENCH "F"	131	\$ 31,437	\$ 31,437	\$ 24,137	\$ 31,901	\$ 31,901	\$ 27,500	13.93%
12	9660 STREET LIGHTING - WEST BENCH/HUSULA	155	\$ 6,734	\$ 6,734	\$ 6,734	\$ 6,842	\$ 6,842	\$ 6,842	1.60%
Total			\$ 1,953,436	\$ 1,953,436	\$ 1,602,611	\$ 1,792,411	\$ 1,792,411	\$ 1,582,935	-1.23%
Less WATER SYSTEM - SAGE MESA (Recoverable)			\$ (451,014)	\$ (451,014)	\$ (420,558)	\$ (236,279)	\$ (236,279)	\$ (216,279)	
Net Total			\$ 1,502,422	\$ 1,502,422	\$ 1,182,053	\$ 1,556,132	\$ 1,556,132	\$ 1,366,656	15.62%

**2024 REGIONAL DISTRICT OF OKANAGAN SIMILKAMEEN Budget - for Work Shop**  
**Budget by Program**

Dept.	Local Programs Area "G"		Budget Page	2023 Revenue	2023 Expenses	2023 Tax Req./Recoveries/ ser Fees	2024 Revenue	2024 Expenses	2024 Tax Req./Recoveries/ User Fees	% TAX CHANGE
1	0380	RURAL PROJECTS - ELECTORAL AREA "G"	15	\$ 46,156	\$ 46,156	\$ 24,656	\$ 23,998	\$ 23,998	\$ 23,598	-4.29%
2	2640	UNSIGHTLY / UNTIDY PREMISES - AREA "G"	38	\$ 17,752	\$ 17,752	\$ 9,447	\$ 9,540	\$ 9,540	\$ 9,540	0.98%
3	3580	RECYCLING / GARBAGE - AREA "G"	54	\$ 287,605	\$ 287,605	\$ 200,707	\$ 268,583	\$ 268,583	\$ 215,855	7.55%
4	3960	WATER SYSTEM - OLALLA	68	\$ 142,935	\$ 142,935	\$ 141,935	\$ 167,900	\$ 167,900	\$ 163,200	14.98%
5	7730	HEDLEY PARKS CONTRIBUTION	111	\$ 5,133	\$ 5,133	\$ 5,133	\$ 5,142	\$ 5,142	\$ 5,142	0.17%
6	7840	HERITAGE - AREA "G"	115	\$ 6,106	\$ 6,106	\$ 5,684	\$ 6,170	\$ 6,170	\$ 6,170	8.55%
7	7970	GRANT-IN-AID - AREA "G"	125	\$ 7,042	\$ 7,042	\$ (2,758)	\$ 2,076	\$ 2,076	\$ 4,326	-256.84%
8	8350	TRANSIT - ELECTORAL AREA "G"	133	\$ 2,589	\$ 2,589	\$ 2,589	\$ 2,595	\$ 2,595	\$ 2,595	0.21%
9	9000	CEMETERY - ELECTORAL AREA "G"	140	\$ 1,027	\$ 1,027	\$ 1,027	\$ -	\$ -	\$ -	-100.00%
10	9010	CEMETERY - AREA "G"	141	\$ 2,053	\$ 2,053	\$ 2,053	\$ 3,085	\$ 3,085	\$ 3,085	50.27%
11	9450	ELECTRICAL SYSTEM - SCHNEIDER	153	\$ 1,225	\$ 1,225	\$ 878	\$ 1,445	\$ 1,445	\$ 1,357	54.61%
12	9500	STREET LIGHTING - AREA "G"	154	\$ 1,334	\$ 1,334	\$ 594	\$ 1,497	\$ 1,497	\$ 797	34.09%
Total				\$ 520,957	\$ 520,957	\$ 391,945	\$ 492,029	\$ 492,029	\$ 435,664	11.15%

Dept.	Local Programs Area "H"		Budget Page	2023 Revenue	2023 Expenses	2023 Tax Req./Recoveries/ ser Fees	2024 Revenue	2024 Expenses	2024 Tax Req./Recoveries/ User Fees	% TAX CHANGE
1	0390	RURAL PROJECTS - ELECTORAL AREA "H"	16	\$ 101,735	\$ 101,735	\$ 53,835	\$ 54,162	\$ 54,162	\$ 47,262	-12.21%
2	1300	FIRE PROTECTION - H1	26	\$ 98,554	\$ 98,554	\$ 98,554	\$ 99,236	\$ 99,236	\$ 99,236	0.69%
3	1400	FIRE PROTECTION - COALMONT / TULAMEEN	27	\$ 282,610	\$ 282,610	\$ 262,610	\$ 316,975	\$ 316,975	\$ 296,975	13.09%
4	2650	UNSIGHTLY / UNTIDY PREMISES - AREA "H"	39	\$ 40,189	\$ 40,189	\$ 40,189	\$ 31,609	\$ 31,609	\$ 31,609	-21.35%
5	2730	NOISE BYLAW - AREA "H"	43	\$ 833	\$ 833	\$ -	\$ -	\$ -	\$ -	
6	3100	REFUSE DISPOSAL - AREA "H"	45	\$ 206,982	\$ 206,982	\$ 205,142	\$ 205,815	\$ 205,815	\$ 205,815	0.33%
7	3990	WATER SYSTEM - MISSEZULA LAKE WATER SYSTEM	72	\$ 155,539	\$ 155,539	\$ 140,439	\$ 183,317	\$ 183,317	\$ 167,117	19.00%
8	4000	SHINISH CREEK DIVERSION	73	\$ 37,549	\$ 37,549	\$ 10,449	\$ 16,712	\$ 16,712	\$ 9,983	-4.46%
9	4320	NET ZERO RECYCLING FACILITY	78	\$ 5,315	\$ 5,315	\$ 5,315	\$ 1,543	\$ 1,543	\$ 1,543	-70.98%
10	7000	ARENA - PRINCETON / AREA "H"	91	\$ 289,415	\$ 289,415	\$ 290,209	\$ 294,418	\$ 294,418	\$ 294,418	1.45%
11	7490	TULAMEEN RECREATION COMMISSION	100	\$ 96,751	\$ 96,751	\$ 83,115	\$ 87,052	\$ 87,052	\$ 87,052	4.74%
12	7980	GRANT-IN-AID - AREA "H"	126	\$ 48,387	\$ 48,387	\$ 20,215	\$ 25,945	\$ 25,945	\$ 20,495	1.39%
13	8400	TRANSIT - ELECTORAL AREA "H"	134	\$ 725	\$ 725	\$ 725	\$ 1,578	\$ 1,578	\$ 1,578	117.72%
14	9100	CEMETERY - ELECTORAL AREA "H"	142	\$ 1,470	\$ 1,470	\$ 1,470	\$ 1,474	\$ 1,474	\$ 1,474	0.25%
Total				\$ 1,366,054	\$ 1,366,054	\$ 1,206,952	\$ 1,319,836	\$ 1,319,836	\$ 1,264,557	4.77%



**2024 REGIONAL DISTRICT OF OKANAGAN SIMILKAMEEN Budget - for Work Shop**  
**Budget by Program**

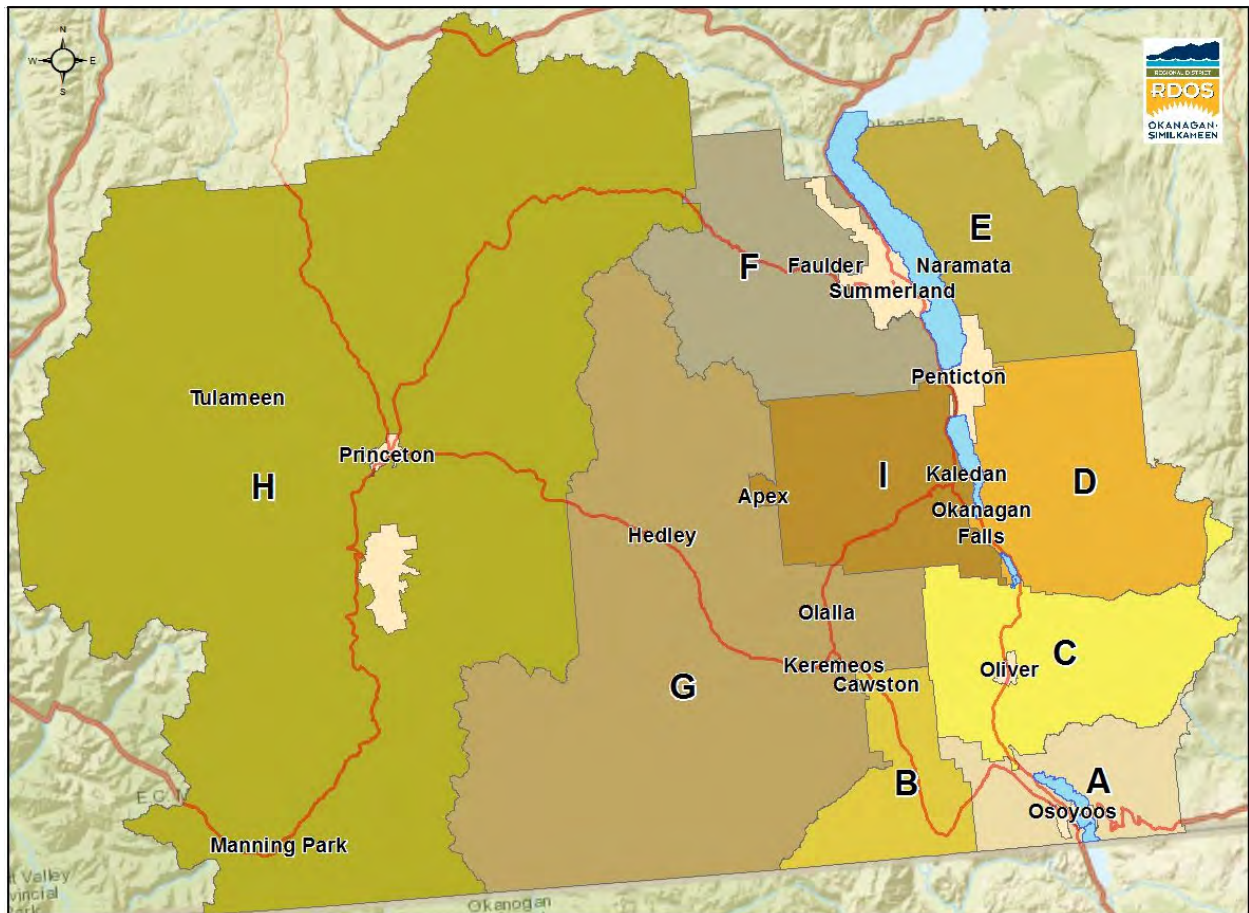
Dept.	Local Programs Area "I"	Budget Page	2023 Revenue	2023 Expenses	2023 Tax Req./Recoveries/ User Fees	2024 Revenue	2024 Expenses	2024 Tax Req./Recoveries/ User Fees	% TAX CHANGE
1	0350 RURAL PROJECTS - ELECTORAL AREA "I"	12	\$ 43,739	\$ 43,739	\$ 34,439	\$ 36,726	\$ 36,726	\$ 36,726	6.64%
2	1600 FIRE PROTECTION - KALEDEN	29	\$ 434,614	\$ 434,614	\$ 375,014	\$ 423,376	\$ 423,376	\$ 405,076	8.02%
3	1900 FIRE PROTECTION - APEX	32	\$ 376,617	\$ 376,617	\$ 376,617	\$ 379,302	\$ 379,302	\$ 379,302	0.71%
4	3901 WATER SYSTEM - APEX CIRCLE CAPITAL	60	\$ 4,936	\$ 4,936	\$ 4,936	\$ 5,050	\$ 5,050	\$ 4,715	-4.48%
5	4310 APEX MTN SOLID WASTE TRANSFER STATION	77	\$ 159,435	\$ 159,435	\$ 84,262	\$ 172,557	\$ 172,557	\$ 99,384	17.95%
6	7530 RECREATION COMM - KALEDEN	103	\$ 360,037	\$ 360,037	\$ 271,089	\$ 333,779	\$ 333,779	\$ 299,061	10.32%
8	8010 GRANT-IN-AID - AREA "I"	129	\$ 10,355	\$ 10,355	\$ 5,359	\$ 10,378	\$ 10,378	\$ 8,378	56.34%
7	9330 ECONOMIC DEVELOPMENT - AREA "I"	147	\$ 7,700	\$ 7,700	\$ 5,700	\$ 10,284	\$ 10,284	\$ 5,000	-12.28%
Total			<u>\$ 1,397,433</u>	<u>\$ 1,397,433</u>	<u>\$ 1,157,416</u>	<u>\$ 1,371,452</u>	<u>\$ 1,371,452</u>	<u>\$ 1,237,642</u>	<u>6.93%</u>



# Regional District of Okanagan-Similkameen

## 2024-2028 Schedule B

### Material Budget Variance by Program



**2024 REGIONAL DISTRICT OF OKANAGAN SIMILKAMEEN BUDGET**  
**Budget by Program - Explanation of Material Variance**

Budget Page	Dept. Code		
<b>SUB REGIONAL PROGRAMS - Net Program Increase 4.49%</b>			
82	5020	RGS - SUB REGIONAL - Net Increase 14.65% - Salaries and wages	Total increase in tax req \$6,638 Increase in budget by \$5,923
89	6000	STERILE INSECT RELEASE PROGRAM - Net Increase 6.42% - Increase in transfer payment	Total increase in tax req \$31,171 Increase in budget by \$38,898
90	6500	OKANAGAN BASIN WATER BOARD - Net Increase 2.67% - Increase in transfer payment	Total increase in tax req \$20,662 Increase in budget by \$18,815
Budget Page	Dept. Code		
<b>Regional Programs - Net Program Increase 28.89%</b>			
1	0100	GENERAL GOVERNMENT - Net Increase 36.51% - Salaries and wages - Administration charge - Honorariums - New licensing (Asset management software) - New board appreciation - Internal debt financing	Total increase in tax req \$588,553 Increase in budget by \$352,160 Increase in budget by \$34,066 Increase in budget by \$40,891 Increase in budget by \$33,238 Increase in budget by \$10,000 Increase in budget by \$9,800
4	0150	FINANCE - Net Increase 14.09% - Audits	Total increase in recoveries \$23,069 Increase in budget by \$18,860
5	0160	CORPORATE FACILITIES - Net Increase 28.30% - Salaries and wages	Total increase in recoveries \$104,981 Increase in budget by \$88,329
6	0200	INVASIVE SPECIES (formerly noxious weeds) - Net Increase 34.96% - Consultants contracts	Total increase in tax req \$23,202 Increase in budget by \$2,870
17	0400	911 EMERGENCY CALL SYSTEM - Net Increase 19.71% - Salaries and wages - Transmitter lease - Contracts - Central fire dispatch - Transfers to reserve	Total increase in tax req \$214,757 Increase in budget by \$20,935 Increase in budget by \$16,127 Increase in budget by \$34,224 Increase in budget by \$100,000
18	0410	EMERGENCY PLANNING - Net Increase 114.64% - Salaries and wages - Agreement - Regional search & rescue - New licensing (Lightship)	Total increase in tax req \$420,633 Increase in budget by \$278,224 Increase in budget by \$18,500 Increase in budget by \$26,000
22	0600	INFORMATION SERVICES - Net Increase 8.50% - Contract services - Agreements - Licensing	Total increase in recoveries \$71,039 Increase in budget by \$14,400 Increase in budget by \$30,000
75	4250	ILLEGAL DUMPING - Net Increase 12.60% - Salaries and wages	Total increase in tax req \$4,525 Increase in budget by \$3,030
76	4300	SOLID WASTE MANAGEMENT - Net Decrease -37.59% - Salaries and wages	Total decrease in tax req \$105,477 Decrease in budget by \$39,524
85	5550	NUISANCE CONTROL "A"/"B"/"C"/"D"/"E"/"F"/"G"/"H" - Net Increase 9.28% - Reserves eliminated in 2023 to combine services	Total increase in tax req \$4,712
86	5600	DESTRUCTION OF PESTS - PENTICTON - Net Decrease -332.02% - Reserves eliminated in 2023 to combine services	Total increase in tax req \$2,958
87	5700	MOSQUITO CONTROL - Net Increase 9.66% - Salaries and wages - Supplies	Total increase in tax req \$16,451 Increase in budget by \$9,445 Increase in budget by \$7,000
88	5800	DESTRUCTION OF PESTS - SUMMERLAND - Net Decrease -115.95% - Reserves eliminated in 2023 to combine services	Total increase in tax req \$14,916
110	7720	REGIONAL TRAILS - Net Decrease 5.78% - Salaries and wages	Total decrease in tax req \$25,036 Decrease in budget by \$26,701
130	9390	REGIONAL ECONOMIC DEVELOPMENT - OK FILM - Net Increase 10.62% - Grant	Total increase in tax req \$3,851 Increase in budget by \$3,633

**2024 REGIONAL DISTRICT OF OKANAGAN SIMILKAMEEN BUDGET**  
**Budget by Program - Explanation of Material Variance**

<b>Budget Page</b>	<b>Dept. Code</b>	<b>Rural Programs - Net Program Increase 4.25%</b>	
33	2500	BUILDING INSPECTION - Net Increase 5.57% - Salaries and wages	Total increase in tax req \$18,634 Increase in budget by \$37,740
74	4200	DEVELOPMENT INFRASTRUCTURE - Net Increase 123.76% - Salaries and wages	Total increase in tax req \$59,681 Increase in budget by \$68,864
80	5000	ELECTORAL AREA PLANNING - Net Increase 10.67% - Salaries and wages - Bylaw enforcement allocation	Total increase in tax req \$141,092 Increase in budget by \$117,487 Increase in budget by \$16,019
83	5100	BYLAW ENFORCEMENT - Net Increase 11.36% - Salaries and wages - Legal	Total increase in tax req \$42,082 Increase in budget by \$21,654 Increase in budget by \$19,758
84	5500	DESTRUCTION OF PESTS - Net Decrease -738.54% - Reserves eliminated in 2023 to combine services	Total increase in tax req \$4,712
87	5700	MOSQUITO CONTROL - Net Increase 9.66% - Salaries and wages - Helicopter spraying - Supplies	Total increase in tax req \$16,451 Increase in budget by \$4,245 Increase in budget by \$5,000 Increase in budget by \$7,000
<b>Budget Page</b>	<b>Dept. Code</b>	<b>Shared Programs - "A" / Osoyoos - Net Program Increase 4.54%</b>	
136	8600	TRANSIT - SOUTH OKANAGAN - Net Increase 20.94% - Operations	Total increase in tax req \$25,829 Increase in budget by \$18,259
<b>Budget Page</b>	<b>Dept. Code</b>	<b>Shared Programs - "B" , "G" / Keremeos - Net Program Increase 15.28%</b>	
24	1100	FIRE PROTECTION - KEREMEOS AREAS "B" & "G" - Net Increase 6.64% - Honorariums - Firefighters	Total increase in tax req \$41,914 Increase in budget \$30,176
47	3400	REFUSE DISPOSAL - KEREMEOS AREAS "B" & "G" - Net Increase 13.39% - Salaries and wages - Consultants	Total increase in tax req \$34,874 Increase in budget by \$17,327 Increase in budget \$30,000
94	7200	RECREATION FACILITY - KEREMEOS/AREAS "B" & "G" - NET INCREASE 20.67% - Salaries and wages - Contract services - Janitorial	Total increase in tax req \$95,227 Increase in budget by \$52,561 Increase in budget \$6,361 Increase in budget \$3,500
96	7310	POOL - KEREMEOS/AREAS "B" & "G" - Net Increase 53.14% - Salaries and wages - Facility improvements - Transfers to reserve	Total increase in tax req \$55,696 Increase in budget by \$31,538 Increase in budget by \$5,000 Increase in budget by \$20,000
<b>Budget Page</b>	<b>Dept. Code</b>	<b>Shared Programs "B"/"G"/"H" ECONOMIC DEVELOPMENT - Net Program Increase 0.17%</b>	
149	9360	ECONOMIC DEVELOPMENT - AREA "B","G","H" - Net Increase 0.17%	

**2024 REGIONAL DISTRICT OF OKANAGAN SIMILKAMEEN BUDGET**  
**Budget by Program - Explanation of Material Variance**

<b>Budget Page</b>	<b>Dept. Code</b>	<b>Shared Programs - Area "C"/Oliver - Net Program Increase 4.83%</b>	
44	3000	REFUSE DISPOSAL- OLIVER & Area "C" - Net Increase 4.81% - RDOS now operates landfill	Total increase in tax req \$7,627
93	7100	ARENA - OLIVER / AREA"C" - Net Increase 12.46% - Service taken over by Town of Oliver	
95	7300	POOL - OLIVER / AREA "C" - Net Decrease - 7.40% - Service taken over by Town of Oliver	
97	7400	RECREATION HALL - OLIVER / AREA "C" - Net Decrease - .22% - Service taken over by Town of Oliver	
98	7410	FRANK VENABLES AUDITORIUM - OLIVER / AREA"C" - Net Increase 9.16% - Debt interest	Total increase in tax req \$22,570 Increase in budget by \$22,570
109	7700	PARKS - OLIVER / AREA "C" - Net Increase 23.65% - Service taken over by Town of Oliver	
112	7810	PROGRAMS - OLIVER / AREA "C" - Net Decrease -35.30% - Service taken over by Town of Oliver	

**Budget Page Dept. Code Shared Programs Area "D"/"E"/"F"/"I" - Net Program Decrease 0.39%**

**Budget Page Dept. Local Programs AREA "A" - Net Program Increase 7.59%**

8	0310	RURAL PROJECTS - AREA "A" - Salaries and wages	Total decrease in tax req \$5,134 Decrease in budget \$5,865
31	1800	FIRE PROTECTION - ANARCHIST MOUNTAIN - Net Increase 11.28% - Benefits-firefighters - Honorariums - firefighters - Education and training	Total increase in tax req \$30,903 Increase in budget \$10,000 Increase in budget \$9,236 Increase in budget \$5,000
49	3520	RECYCLING / GARBAGE - AREA "A" - Net Increase 7.08% - Salaries and wages	User fees Increase in budget by \$7,549
118	7870	AREA "A" COMMUNITY PARKS - Net Increase 16.77% - Supplies - Contract Services - Travel and leasing	Total increase in tax req \$11,160 Increase in budget by \$2,105 Increase in budget by \$5,765 Increase in budget by \$3,228
127	7990	GRANT-IN-AID - AREA "A" - Net Increase 55.02% - Contribution to purchase bus	Total increase in tax req \$1,935 Increase in budget by \$35,000
146	9300	ECONOMIC DEVELOPMENT - AREA "A" - NET DECREASE -17.61% - One time expense to leverage funds in 2023 (\$2,500)	Total decrease in tax req \$2,546

**Budget Page Dept. Local Programs Area "B" - Net Program Increase 10.88%**

9	0320	RURAL PROJECTS - ELECTORAL AREA "B" - Net Increase 14.97% - Salaries and wages	Total increase in tax req \$737 Decrease in budget by \$3,446
50	3530	RECYCLING / GARBAGE - AREA "B" - Net Increase 7.73% - Salaries and wages	User Fees Increase in budget by \$3,308
107	7580	AREA "B" COMMUNITY PARKS - Net Increase 13.95% - Salaries and wages - Contract services - Parks improvements	Total increase in tax req \$9,161 Increase in budget by \$8,419 Increase in budget by \$1,705 Increase in budget by \$4,140
121	7930	GRANT-IN-AID - AREA "B" - Net Increase 7.55% - Grants in Aid	Total increase in tax req \$157 Increase in budget by \$4,000



**2024 REGIONAL DISTRICT OF OKANAGAN SIMILKAMEEN BUDGET**  
**Budget by Program - Explanation of Material Variance**

Budget Page	Dept.	<b>Local Programs Area "C" - Net Program Increase 9.86%</b>	
10	0330	RURAL PROJECTS - ELECTORAL AREA "C" - Net Increase 69.19% - Salaries and wages	Total increase in tax req \$16,650 Increase in budget by \$19,578
36	2620	UNSIGHTLY/UNTIDY PREMISES - AREA "C" - Net Decrease -17.59% - Bylaw enforcement allocation	Total decrease in tax req \$4,884 Increase in budget by \$2,145
51	3540	RECYCLING / GARBAGE - AREA "C" - Net Increase 9.00% - Salaries and wages	User Fees Increase in budget by \$7,621
58	3815	SEWER - GALLAGHER LAKE - Net Increase 14.14% - Salaries and wages	User Fees Increase in budget by \$6,715
61	3905	CAMPGROUND - LOOSE BAY - Net Increase 63.18% - Salaries and wages - Contract services	Total increase in tax req \$19,524 Increase in budget by \$17,485 Increase in budget by \$31,763
65	3930	WATER SYSTEM - WILLOWBROOK - Net Increase 5.86% - Salaries and wages	User Fees Increase in budget by \$6,929
70	3975	WATER SYSTEM - GALLAGER LAKE - Net Increase 9.31% - Salaries and wages - Contract services - OIB	User Fees Increase in budget by \$5,993 Increase in budget by \$4,801

Budget Page	Dept.	<b>Local Programs Area "D" - Net Program Increase 10.01%</b>	
11	0340	ELECTORAL AREA "D" - RURAL PROJECTS - Net Increase 33.03% - Salaries and wages - Governance study	Total increase in tax req \$11,572 Increase in budget by \$22,421 Increase in budget by \$109,433
25	1200	FIRE PROTECTION - OK FALLS - Net Increase 9.24% - Salaries and wages - Honorariums - firefighters - Equipment maintenance	Total increase in tax req \$42,368 Decrease in budget by \$10,609 Increase in budget by \$37,526 Increase in budget by \$8,470
56	3800	SEWAGE DISPOSAL - OK FALLS - Net Increase 11.08% - Salaries and wages - Maintenance and parts - Chemicals - Sludge hauling - Sludge disposal -Vasaux lake monitoring -Debt interest	User Fees Increase in budget by \$12,511 Increase in budget by \$27,400 Increase in budget by \$14,000 Increase in budget by \$17,700 Increase in budget by \$5,800 Increase in budget by \$8,000 Increase in budget by \$29,280
63	3915	WATER SYSTEM - OKANAGAN FALLS - Net Increase 9.01% - Salaries and wages	User Fees Increase in budget by \$148,721
71	3980	WATER SYSTEM - SUN VALLEY - Net Increase 7.65% - Salaries and wages	User Fees Increase in budget by \$7,088
123	7950	GRANT-IN-AID - AREA "D" - Net Increase 14.19% - Administration	Total increase in tax req \$1,079 Increase in budget by \$1,079
135	8500	TRANSIT - AREA "D" - Net Increase 11.50% - Salaries and wages - Operations	Total increase in tax req \$13,696 Decrease in budget by \$238 Increase in budget by \$12,571
139	8960	CEMETERY - AREA "D" - Net Increase 88.59% - Salaries and wages - Contract services - Supplies - Travel and leasing	Total increase in tax req \$38,988 Increase in budget by \$11,018 Increase in budget by \$4,100 Increase in budget by \$2,500 Increase in budget by \$3,500
150	9380	ECONOMIC DEVELOPMENT AREA "D" - Net Increase 14.66% - Salaries and wages	Total increase in tax req \$23,315 Increase in budget by \$7,070
158	9690	STREET LIGHTING - OKANAGAN FALLS - Net Increase 105.00% Due to not collecting 2023 fees because of timing issue with paperwork to Province	User Fees

**2024 REGIONAL DISTRICT OF OKANAGAN SIMILKAMEEN BUDGET**  
**Budget by Program - Explanation of Material Variance**

**Budget Page Dept. Local Programs Area "E" - Net Program Increase 9.05%**

13	0360	ELECTORAL AREA "E" RURAL PROJECTS - Net Decrease 13.63% - Salaries and wages	Total Decrease in tax req \$8,911 Decrease in budget by \$12,847
35	2610	UNSIGHTLY/UNTIDY PREMISES - AREA "E" - Net Increase 7.71% - Bylaw enforcement allocation	Total Increase in tax req \$1,324 Increase in budget by \$1,717
66	3940	WATER SYSTEM - NARAMATA - Net Increase 5.93% - Salaries and wages	User Fees Increase in budget by \$46,679
104	7540	PARKS & RECREATION - NARAMATA - Net Increase 19.28% - KVR stewardship - Supplies - Transfers to reserve	Total Increase in tax req \$101,421 Increase in budget by \$7,000 Increase in budget by \$6,329 Increase in budget by \$70,715
114	7830	NARAMATA MUSEUM - Net Increase 28.90% - Salaries and wages	Total Increase in tax req \$5,147 Increase in budget by \$4,480
132	8300	NARAMATA TRANSIT - Net Increase 22.83% - Operations	Total Increase in tax req \$23,553 Increase in budget by \$12,030
138	8950	CEMETERY - ELECTORAL AREA "E" (NARAMATA) - Net Increase 55.47% - Salaries and wages - Facility improvements	Total Increase in tax req \$23,590 Increase in budget by \$13,436 Increase in budget by \$9,000
157	9680	STREET LIGHTING - NARAMATA - Net Increase 18.80% - Salaries and wages - Utilities	User Fees Increase in budget by \$888 Increase in budget by \$500
160	9910	NARAMATA LIBRARY - Net Increase 5.40% - Everything proportionately no anomalies	Total Increase in tax req \$786

**Budget Page Dept. Local Programs Area "F" Net Increase 15.62%**

23	1000	FIRE PROTECTION - WEST BENCH/MESA/HUSLA - Net Increase 23.99% - Contracts - Penticton	Total Increase in tax req \$95,679 Increase in budget by \$80,000
62	3910	WATER SYSTEM - SAGE MESA - Net Decrease -48.57% - Salaries and wages - Transfer to reserve	User Fees Increase in budget by \$33,561 Decrease in budget by \$20,856
69	3970	WATER SYSTEM - WEST BENCH - Net Increase 11.26% - Salaries and wages	User Fees Increase in budget by \$49,876
79	4400	WEST BENCH SOIL REMOVAL AND DEPOSITION SERVICE - Net Increase 94.97% - Salaries and wages	Total Increase in tax req \$9,491 Increase in budget by \$11,332
106	7570	AREA "F" PARKS COMMISSION - Net Increase 21.72% - Salaries and wages - Supplies	Total Increase in tax req \$32,413 Increase in budget by \$4,069 Increase in budget by \$5,199
131	8240	TRANSIT - WEST BENCH "F" - Net Increase 13.93% - Operations	Total Increase in tax req \$3,363 Increase in budget by \$865

**2024 REGIONAL DISTRICT OF OKANAGAN SIMILKAMEEN BUDGET**  
**Budget by Program - Explanation of Material Variance**

**Budget Page Dept. Local Programs Area "G" - Net Increase 11.15%**

54	3580	RECYCLING / GARBAGE - AREA "G" - Net Increase 7.55% - Salaries and wages	User Fees Increase in budget by \$7,528
68	3960	WATER SYSTEM - OLALLA - Net Increase 14.98% - Salaries and wages - Utilities - Transfer to reserve	User Fees Increase in budget by \$10,131 Increase in budget by \$2,579 Increase in budget by \$11,080
115	7840	HERITAGE - AREA "G" - Net Increase 8.55% - Special project 2023 (\$2,000)	Total Increase in tax req \$486
125	7970	GRANT-IN-AID - AREA "G" - Net Increase 256.84% - Prior year deficit	Increase in budget by \$2,250
153	9450	ELECTRICAL SYSTEM - SCHNEIDER - Net Increase 54.60% - Utilities	Total Increase in tax req \$480 Increase in budget by \$210
154	9500	AREA "G" STREET LIGHTING - Net Increase 34.08% - Utilities	Total Increase in tax req \$203 Increase in budget by \$154

**Budget Page Dept. Local Programs Area "H" - Net Increase 4.77%**

16	0390	RURAL PROJECTS - ELECTORAL AREA "H" - Net Decrease -12.21% - Salaries and wages	Total Decrease in tax req \$6,573 Decrease in budget by \$6,883
27	1400	FIRE PROTECTION - COALMONT/TULAMEEN - Net Increase 13.09% - Benefits - firefighters	Total Increase in tax req \$34,365 Increase in budget by \$20,284
39	2650	UNSIGHTLY/UNTIDY PREMISES - AREA "H" - Net Decrease -21.36% - Bylaw enforcement allocation - Legal fees	Total Decrease in tax req \$8,580 Increase in budget by \$3,004 Decrease in budget by \$10,302
72	3990	WATER SYSTEMS - MISSEZULA LAKE - Net Increase 19.00% - Salaries and wages	User Fees Increase in budget by \$25,221
78	4320	NET ZERO RECYCLING FACILITY - Net Decrease -70.98% - Salaries and wages	Total Decrease in recoveries \$3,772 Decrease in budget by \$3,677
134	8400	TRANSIT - ELECTORAL AREA G - Net Increase 117.71% - Salaries and wages	Total Increase in tax req \$853 Increase in budget by \$821

**Budget Page Dept. Local Programs Area "I" - Net Increase 6.93%**

12	0350	ELECTORAL AREA "I" RURAL PROJECTS - Net Decrease 6.64% - Salaries and wages	Total Increase in tax req \$2,287 Increase in budget \$1,735
29	1600	FIRE PROTECTION - APEX - Net Increase 8.02% - Training ground maintenance - Vehicle maintenance #5 - Education and training - Equipment - SCBA - Fire fighting equipment	Total Increase in tax req \$30,062 Increase in budget \$4,000 Increase in budget \$4,000 Increase in budget \$10,000 Increase in budget \$7,500 Increase in budget \$13,000
77	4310	APEX MOUNTIAN SOLID WASTE TRANSFER STATION - Net Increase 17.95% - Salaries and wages -Debt principal	Total Increase in tax req \$15,122 Increase in budget \$4,732 Increase in budget by \$8,571
103	7530	RECREATION COMMISSION - KALEDEN - Net Increase 10.32% - Salaries and wages - Supplies - Transfer to reserve	Total Increase in tax req \$27,972 Increase in budget \$5,814 Increase in budget by \$5,449 Decrease in budget by \$10,000
129	8010	GRANT-IN-AID - AREA "I" - Net Increase 56.32% - Prior year surplus	Total Increase in tax req \$3,019 Increase in budget by \$2,000
147	9330	ECONOMIC DEVELOPMENT - AREA "I" - Net Decrease -12.28% - Special project	Total Decrease in tax req \$700 Decrease in budget \$2,500

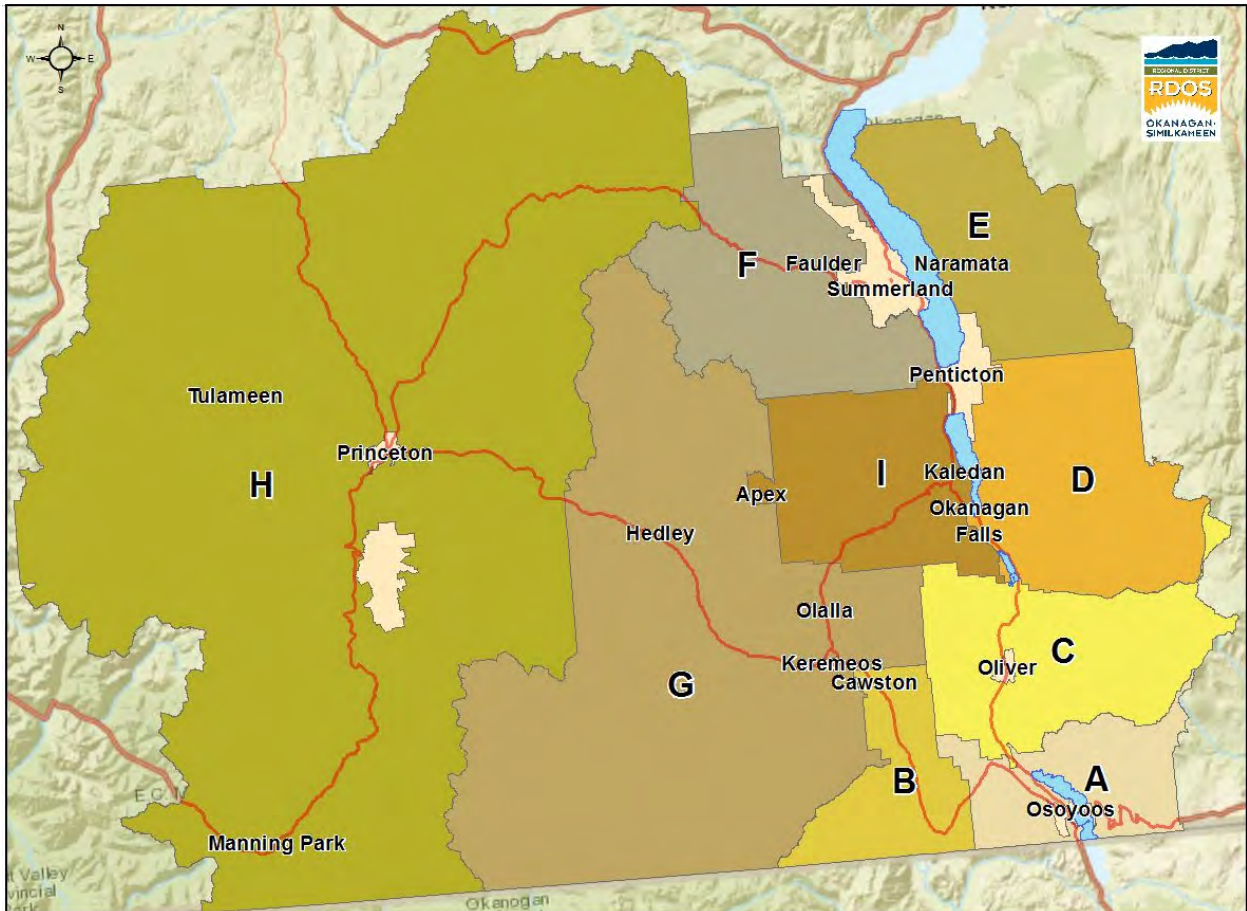


# Regional District of Okanagan-Similkameen

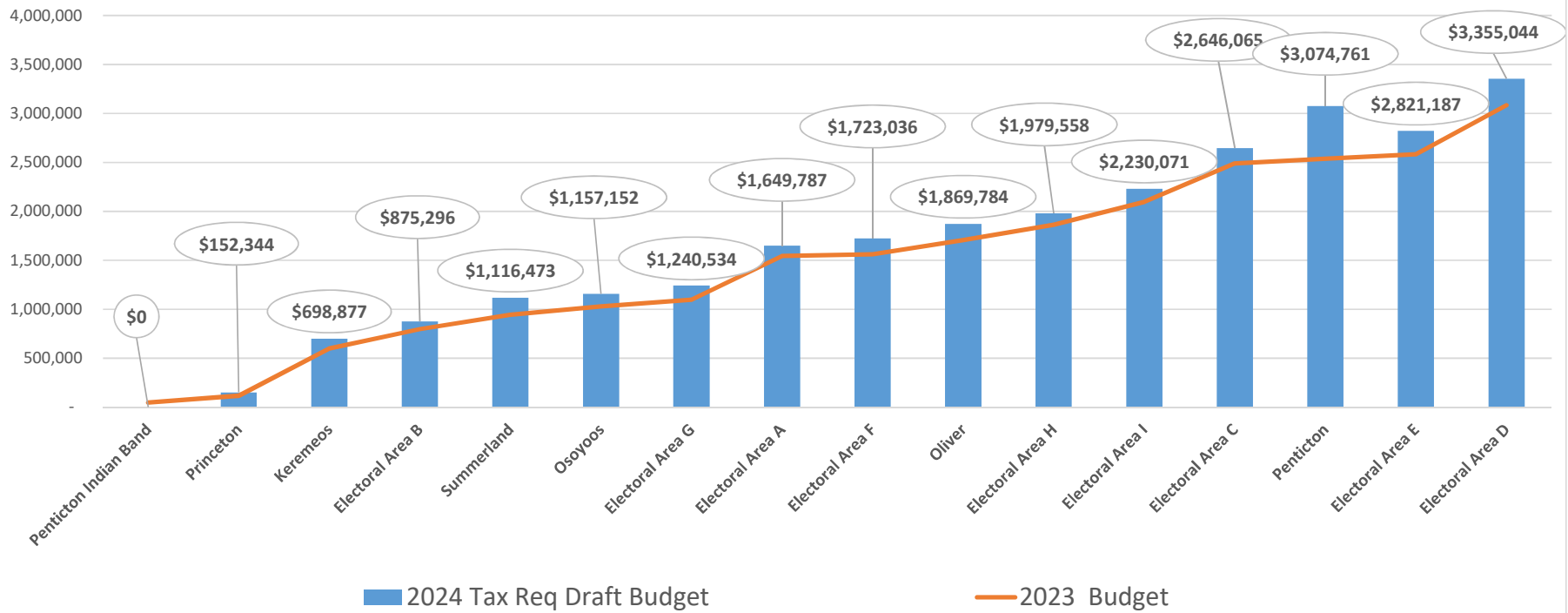
## 2024-2028 Schedule C

### **2024 Tax Requisition**

#### Using Revised 2023 Assessment Roll



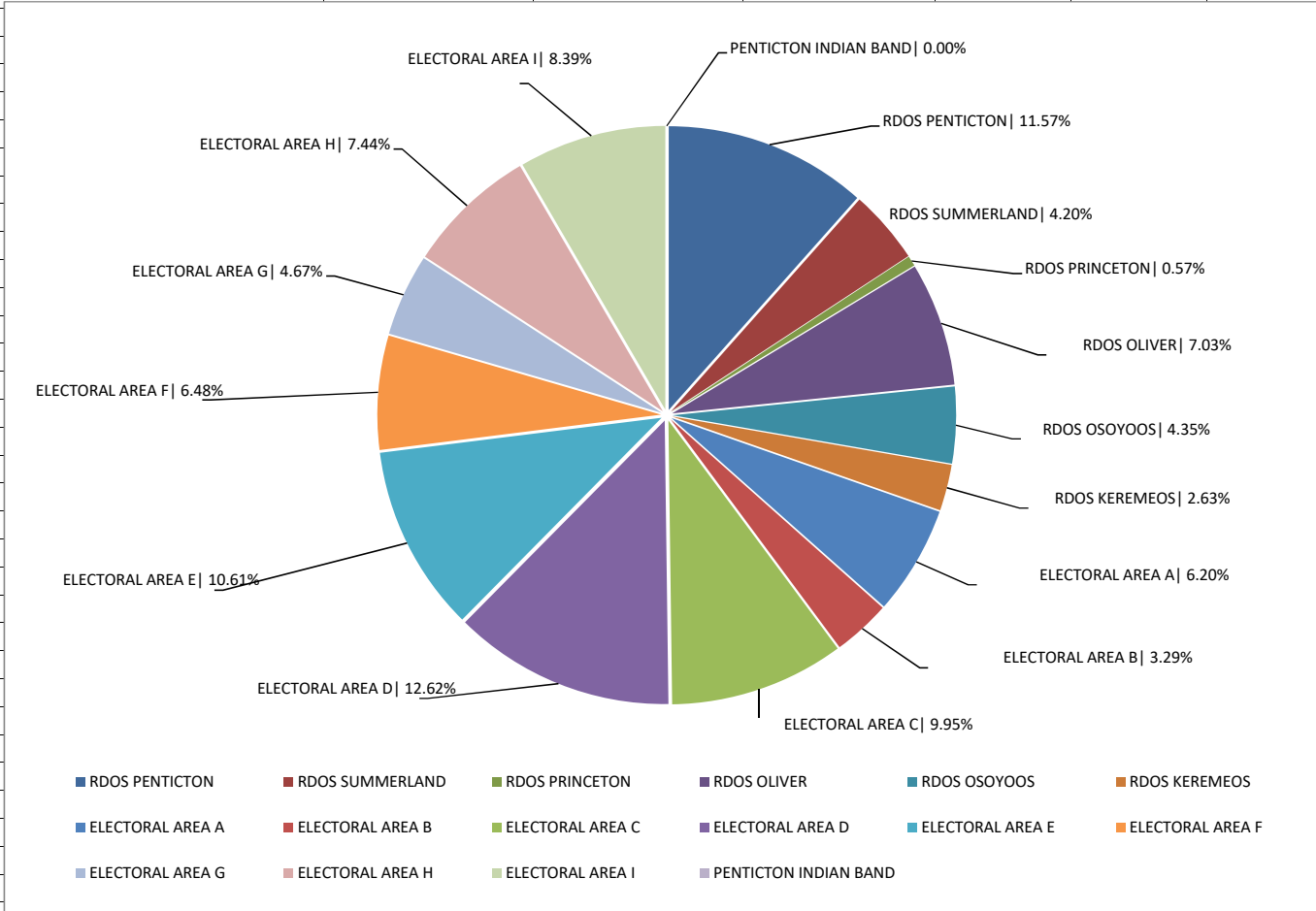
### RDOS 2024 Tax Requisition as at First Reading - Comparison to 2023 Requisition by Member Municipality and Electoral - At Adoption





**REGIONAL DISTRICT OKANAGAN-SIMILKAMEEN  
2024 TOTAL REQUISITION SUMMARY**

	<u>2024</u>	<u>2023</u>	<u>\$ Change</u>	<u>% Change</u>	<u>Non-Market Growth %</u>	<u>Net Change %</u>
<b>RDOS PENTICTON</b>	\$ 3,074,761	\$ 2,537,608	\$ 537,153	21.17%	1.05%	20.12%
<b>RDOS SUMMERLAND</b>	1,116,473	944,706	171,767	18.18%	1.77%	16.41%
<b>RDOS PRINCETON</b>	152,344	116,462	35,882	30.81%	0.86%	29.95%
<b>RDOS OLIVER</b>	1,869,784	1,713,954	155,830	9.09%	1.44%	7.65%
<b>RDOS OSOYOOS</b>	1,157,152	1,030,070	127,082	12.34%	1.21%	11.13%
<b>RDOS KEREMEOS</b>	698,877	601,320	97,557	16.22%	1.07%	15.15%
	<b>8,069,392</b>	<b>6,944,120</b>	<b>1,125,272</b>	<b>16.20%</b>	<b>1.24%</b>	<b>14.96%</b>
<b>PENTICTON INDIAN BAND</b>	-	46,265	(46,265)	-100.00%		
<b>ELECTORAL AREA A</b>	1,649,787	1,541,512	108,275	7.02%	2.58%	4.44%
<b>ELECTORAL AREA B</b>	875,296	793,520	81,776	10.31%	5.35%	4.96%
<b>ELECTORAL AREA C</b>	2,646,065	2,478,883	167,182	6.74%	1.60%	5.14%
<b>ELECTORAL AREA D</b>	3,355,044	3,083,591	271,453	8.80%	0.99%	7.81%
<b>ELECTORAL AREA E</b>	2,821,187	2,587,328	233,859	9.04%	3.74%	5.30%
<b>ELECTORAL AREA F</b>	1,723,036	1,560,889	162,147	10.39%	1.54%	8.85%
<b>ELECTORAL AREA G</b>	1,240,534	1,097,296	143,238	13.05%	1.41%	11.64%
<b>ELECTORAL AREA H</b>	1,979,558	1,861,140	118,418	6.36%	2.10%	4.26%
<b>ELECTORAL AREA I</b>	2,230,071	2,097,712	132,359	6.31%	1.30%	5.01%
	<b>18,520,578</b>	<b>17,101,871</b>	<b>1,418,707</b>	<b>8.30%</b>	<b>2.04%</b>	<b>6.26%</b>
<b>TOTAL TAX REQUISITION FOR ALL BUDGETS</b>	<b>\$ 26,589,969</b>	<b>\$ 24,092,256</b>	<b>\$ 2,497,713</b>	<b>10.37%</b>	<b>1.49%</b>	<b>8.88%</b>



- RDOS PENTICTON
- RDOS SUMMERLAND
- RDOS PRINCETON
- RDOS OLIVER
- RDOS OSOYOOS
- RDOS KEREMEOS
- ELECTORAL AREA A
- ELECTORAL AREA B
- ELECTORAL AREA C
- ELECTORAL AREA D
- ELECTORAL AREA E
- ELECTORAL AREA F
- ELECTORAL AREA G
- ELECTORAL AREA H
- ELECTORAL AREA I
- PENTICTON INDIAN BAND

**REGIONAL DISTRICT OKANAGAN-SIMILKAMEEN**  
**2024 Budget Comparative Requisition**

<u>Page</u>	<u>Dept #</u>		<u>2024</u>	<u>2023</u>	<u>NET</u> <u>CHANGE</u>	<u>%</u> <u>CHANGE</u>
<b><u>CITY OF PENTICTON</u></b>						
<b><u>Participating Directors determine budget by weighted vote</u></b>						
1	0100	GENERAL GOVERNMENT	\$ 892,455	\$ 637,700	\$ 254,755	
6	0200	INVASIVE SPECIES (formerly Noxious Weeds)	36,319	26,488	9,831	
17	0400	911 EMERGENCY CALL SYSTEM - Improvements Only	483,022	395,764	87,258	
18	0410	EMERGENCY PLANNING	319,370	143,832	175,538	
75	4250	ILLEGAL DUMPING	16,386	14,323	2,063	
76	4300	SOLID WASTE MANAGEMENT PLAN	71,029	110,007	(38,978)	
81	5010	ENVIRONMENTAL CONSERVATION	223,841	220,538	3,303	
82	5020	REGIONAL GROWTH STRATEGY (Subregional)	23,469	20,149	3,320	
85	5550	NUISANCE CONTROL	10,521	9,477	1,044	
86	5600	DESTRUCTION OF PESTS	2,067	(891)	2,958	
87	5700	MOSQUITO CONTROL	75,741	74,007	1,734	
110	7720	REGIONAL TRAILS	165,570	172,965	(7,395)	
130	8200	REGIONAL TRANSIT	98,371	95,396	2,975	
151	9390	REGIONAL ECONOMIC DEVELOPMENT (Okanagan Film Comm)	16,259	14,466	1,793	
<b>Subtotal</b>			<b>2,434,420</b>	<b>1,934,221</b>	<b>500,199</b>	<b>25.86%</b>
<b><u>Requisitions from Other Multi-Regional Boards</u></b>						
89	6000	STERILE INSECT RELEASE PROGRAM - Land Only	256,261	234,614	21,647	
90	6500	OKANAGAN BASIN WATER BOARD	361,570	346,704	14,866	
<b>Subtotal</b>			<b>617,830</b>	<b>581,318</b>	<b>36,512</b>	<b>6.28%</b>
<b>TOTAL</b>			<b>\$ 3,052,250</b>	<b>\$ 2,515,539</b>	<b>\$ 536,711</b>	<b>21.34%</b>
<b>Average Res Tax Rate/\$1000</b>			<b>\$ 0.19744</b>	<b>\$ 0.16991</b>	<b>\$ 0.02753</b>	
<b>Average Taxes per Res Property</b>			<b>\$ 138.01</b>	<b>\$ 119.52</b>	<b>\$ 18.49</b>	<b>15.47%</b>
161	9990	MUNICIPAL DEBT REPAYMENT	\$ 3,733,736	\$ 3,081,056		
89	6000	PARCEL TAX: STERILE INSECT RELEASE	\$ 22,511	\$ 22,069	\$ 442	2.00%
<b>Requisitions prior to 2022</b>			<b>Property Taxes</b>	<b>SIR Parcel Taxes</b>	<b>Total</b>	
			2022	\$2,308,502	21,637	\$ 2,330,139
			2021	\$2,144,605	21,156	\$ 2,165,761
			2020	\$2,133,719	23,216	\$ 2,156,935

**REGIONAL DISTRICT OKANAGAN-SIMILKAMEEN**  
**2024 Budget Comparative Requisition**

<u>Page</u>	<u>Dept #</u>		<u>2024</u>	<u>2023</u>	<u>NET</u> <u>CHANGE</u>	<u>%</u> <u>CHANGE</u>
<b><u>DISTRICT OF SUMMERLAND</u></b>						
<b><u>Participating Directors determine budget by weighted vote</u></b>						
1	0100	GENERAL GOVERNMENT	\$ 296,760.85	\$ 218,931.00	\$ 77,829.85	
6	0200	INVASIVE SPECIES (formerly Noxious Weeds)	12,077	9,094	2,983	
17	0400	911 EMERGENCY CALL SYSTEM - Improvements Only	179,568	147,121	32,447	
18	0410	EMERGENCY PLANNING	106,197	49,379	56,818	
75	4250	ILLEGAL DUMPING	5,449	4,917	532	
76	4300	SOLID WASTE MANAGEMENT PLAN	23,619	37,767	(14,148)	
81	5010	ENVIRONMENTAL CONSERVATION	74,432	75,714	(1,282)	
82	5020	REGIONAL GROWTH STRATEGY (Subregional)	7,804	6,917	887	
85	5550	NUISANCE CONTROL	3,499	3,254	245	
87	5700	MOSQUITO CONTROL	25,186	25,408	(222)	
88	5800	DESTRUCTION OF PESTS	2,052	(12,864)	14,916	
110	7720	REGIONAL TRAILS	55,055	59,381	(4,326)	
130	8200	REGIONAL TRANSIT	32,711	32,751	(40)	
151	9390	REGIONAL ECONOMIC DEVELOPMENT (Okanagan Film Comm)	5,406	4,966	440	
<b>Subtotal</b>			<b>829,815</b>	<b>662,736</b>	<b>167,079</b>	<b>25.21%</b>
<b><u>Requisitions from Other Multi-Regional Boards</u></b>						
89	6000	STERILE INSECT RELEASE PROGRAM - Land Only	75,265	73,567	1,698	
90	6500	OKANAGAN BASIN WATER BOARD	120,230	119,028	1,202	
<b>Subtotal</b>			<b>195,495</b>	<b>192,595</b>	<b>2,900</b>	<b>1.51%</b>
<b>TOTAL</b>			<b>\$ 1,025,310</b>	<b>\$ 855,331</b>	<b>\$ 169,979</b>	<b>19.87%</b>
<b>Average Res Tax Rate/\$1000</b>			<b>\$ 0.19945</b>	<b>\$ 0.16828</b>	<b>\$ 0.03117</b>	
<b>Average Taxes per Res Property</b>			<b>\$ 163.15</b>	<b>\$ 138.49</b>	<b>\$ 24.66</b>	<b>17.81%</b>
161	9990	MUNICIPAL DEBT REPAYMENT	\$ 1,912,165	\$ 2,216,420		
89	6000	PARCEL TAX:STERILE INSECT RELEASE	\$ 91,163	\$ 89,375	\$ 1,788	2.00%

**REGIONAL DISTRICT OKANAGAN-SIMILKAMEEN**  
**2024 Budget Comparative Requisition**

<u>Page</u>	<u>Dept #</u>		<u>2024</u>	<u>2023</u>	<u>NET</u> <u>CHANGE</u>	<u>%</u> <u>CHANGE</u>
<b><u>TOWN OF PRINCETON</u></b>						
<b><u>Participating Directors determine budget by weighted vote</u></b>						
1	0100	GENERAL GOVERNMENT	\$ 57,273	\$ 42,214	\$ 15,059	
6	0200	INVASIVE SPECIES (formerly Noxious Weeds)	2,331	1,753	578	
17	0400	911 EMERGENCY CALL SYSTEM - Improvements Only	43,117	35,394	7,723	
18	0410	EMERGENCY PLANNING	20,495	9,521	10,974	
75	4250	ILLEGAL DUMPING	1,052	948	104	
76	4300	SOLID WASTE MANAGEMENT	4,558	7,282	(2,724)	
85	5550	NUISANCE CONTROL	675	627	48	
87	5700	MOSQUITO CONTROL	4,861	-	4,861	
110	7720	REGIONAL TRAILS	10,625	11,450	(825)	
130	8200	REGIONAL TRANSIT	6,313	6,315	(2)	
151	9390	REGIONAL ECONOMIC DEVELOPMENT (Okanagan Film Comm)	1,043	958	85	
<b>TOTAL</b>			<b>\$ 152,344</b>	<b>\$ 116,462</b>	<b>\$ 35,882</b>	<b>30.81%</b>
<b>Average Res Tax Rate/\$1000</b>			<b>\$ 0.15356</b>	<b>\$ 0.11883</b>	<b>\$ 0.03473</b>	
<b>Average Taxes per Res Property</b>			<b>\$ 55.87</b>	<b>\$ 43.94</b>	<b>\$ 11.93</b>	<b>27.15%</b>
161	9990	MUNICIPAL DEBT REPAYMENT	\$ 421,899	\$ -		

**REGIONAL DISTRICT OKANAGAN-SIMILKAMEEN  
2024 Budget Comparative Requisition**

<u>Page</u>	<u>Dept #</u>		<u>2024</u>	<u>2023</u>	<u>NET CHANGE</u>	<u>% CHANGE</u>
<b><u>TOWN OF OLIVER</u></b>						
<b><u>Participating Directors determine budget by weighted vote</u></b>						
1	0100	GENERAL GOVERNMENT	\$ 108,223	\$ 76,848	31,375	
6	0200	INVASIVE SPECIES (formerly Noxious Weeds)	4,404	3,192	1,212	
17	0400	911 EMERGENCY CALL SYSTEM - Improvements Only	69,921	55,862	14,059	
18	0410	EMERGENCY PLANNING	38,728	17,333	21,395	
75	4250	ILLEGAL DUMPING	1,987	1,726	261	
76	4300	SOLID WASTE MANAGEMENT PLAN	8,613	13,257	(4,644)	
81	5010	ENVIRONMENTAL CONSERVATION	27,144	26,577	567	
82	5020	REGIONAL GROWTH STRATEGY (Subregional)	2,846	2,428	418	
84	5500	DESTRUCTION OF PESTS	285	275	10	
85	5550	NUISANCE CONTROL	1,276	1,142	134	
87	5700	MOSQUITO CONTROL	15,694	15,468	226	
110	7720	REGIONAL TRAILS	20,078	20,844	(766)	
130	8200	REGIONAL TRANSIT	11,929	11,496	433	
136	8600	TRANSIT - SOUTH OKANAGAN	30,972	25,058	5,914	
151	9390	REGIONAL ECONOMIC DEVELOPMENT (Okanagan Film Comm)	1,972	1,743	229	
<b>Subtotal</b>			<b>344,072</b>	<b>273,249</b>	<b>70,823</b>	<b>25.92%</b>
<b><u>Town of Oliver &amp; Area C Regional Director determine budget</u></b>						
93	7100	ARENA (additional contribution of \$250,000 in 2018)	302,384	266,168	36,216	
95	7300	POOL	148,550	158,796	(10,246)	
97	7400	RECREATION HALL	158,623	157,363	1,260	
109	7700	PARKS	338,169	270,714	67,455	
112	7810	RECREATION PROGRAMS	71,964	110,111	(38,147)	
<b>Parks &amp; Recreation Subtotal</b>			<b>1,019,690</b>	<b>963,152</b>	<b>56,538</b>	<b>5.87%</b>
44	3000	REFUSE DISPOSAL	70,833	65,878	4,955	
98	7410	FRANK VENABLES AUDITORIUM	150,986	136,916	14,070	
99	7420	VENABLES THEATRE SERVICE	70,769	67,461	3,308	
113	7820	HERITAGE GRANT	108,668	106,465	2,203	
148	9350	ECONOMIC DEVELOPMENT	31,952	32,072	(120)	
<b>Subtotal</b>			<b>1,452,899</b>	<b>1,371,944</b>	<b>80,955</b>	<b>5.90%</b>
<b><u>Requisitions from Other Multi-Regional Boards</u></b>						
89	6000	STERILE INSECT RELEASE PROGRAM - Land Only	25,119	23,206	1,913	
90	6500	OKANAGAN BASIN WATER BOARD	43,845	41,781	2,064	
<b>Subtotal</b>			<b>68,965</b>	<b>64,987</b>	<b>3,978</b>	<b>6.12%</b>
<b>TOTAL</b>			<b>\$ 1,865,935</b>	<b>\$ 1,710,180</b>	<b>\$ 155,755</b>	<b>9.11%</b>
<b>Average Res Tax Rate/\$1000</b>			<b>\$ 0.99534</b>	<b>\$ 0.95852</b>	<b>\$ 0.03682</b>	
<b>Average Taxes per Res Property</b>			<b>\$ 560.46</b>	<b>\$ 535.93</b>	<b>\$ 24.53</b>	<b>4.58%</b>
161	9990	MUNICIPAL DEBT REPAYMENT	\$ 910,194	\$ 910,194		
89	6000	PARCEL TAX:STERILE INSECT RELEASE	\$ 3,849	\$ 3,774	\$ 75	1.99%



**REGIONAL DISTRICT OKANAGAN-SIMILKAMEEN**  
**2024 Budget Comparative Requisition**

<u>Page</u>	<u>Dept #</u>		<u>2024</u>	<u>2023</u>	<u>NET</u> <u>CHANGE</u>	<u>%</u> <u>CHANGE</u>
<b><u>TOWN OF OSOYOOS</u></b>						
<b><u>Participating Directors determine budget by weighted vote</u></b>						
1	0100	GENERAL GOVERNMENT	\$ 184,920	\$ 133,282	\$ 51,638	
6	0200	INVASIVE SPECIES (formerly Noxious Weeds)	7,525	5,536	1,989	
17	0400	911 EMERGENCY CALL SYSTEM - Improvements Only	100,165	82,282	17,883	
18	0410	EMERGENCY PLANNING	66,175	30,061	36,114	
75	4250	ILLEGAL DUMPING	3,395	2,993	402	
76	4300	SOLID WASTE MANAGEMENT PLAN	14,718	22,992	(8,274)	
82	5020	REGIONAL GROWTH STRATEGY (Subregional)	4,863	4,211	652	
85	5550	NUISANCE CONTROL	2,180	1,981	199	
87	5700	MOSQUITO CONTROL	9,185	8,919	266	
110	7720	REGIONAL TRAILS	34,307	36,150	(1,843)	
130	8200	REGIONAL TRANSIT	20,383	19,938	445	
136	8600	TRANSIT - SOUTH OKANAGAN	52,922	43,460	9,462	
151	9390	REGIONAL ECONOMIC DEVELOPMENT (Okanagan Film Comm)	3,369	3,024	345	
<b>Subtotal</b>			<b>504,106</b>	<b>394,829</b>	<b>109,277</b>	<b>27.68%</b>
<b><u>Town of Osoyoos &amp; Area A Regional Director determine budget</u></b>						
92	7050	ARENA	450,962	438,963	11,999	
117	7865	MUSEUM - Land & Building Acquisition (Parcel Tax for Debt Servicing)	70,971	71,431	(460)	
			<b>521,932</b>	<b>510,394</b>	<b>11,538</b>	<b>2.26%</b>
<b><u>Requisitions from Other Multi-Regional Boards</u></b>						
89	6000	STERILE INSECT RELEASE PROGRAM - Land Only	53,056	49,305	3,751	
90	6500	OKANAGAN BASIN WATER BOARD	74,918	72,463	2,455	
<b>Subtotal</b>			<b>127,974</b>	<b>121,768</b>	<b>6,206</b>	<b>5.10%</b>
<b>TOTAL</b>			<b>\$ 1,154,012</b>	<b>\$ 1,026,991</b>	<b>\$ 127,021</b>	<b>12.37%</b>
<b>Average Res Tax Rate/\$1000</b>			<b>\$ 0.33811</b>	<b>\$ 0.30880</b>	<b>\$ 0.02931</b>	
<b>Average Taxes per Res Property</b>			<b>\$ 200.29</b>	<b>\$ 184.92</b>	<b>\$ 15.37</b>	<b>8.31%</b>
161	9990	MUNICIPAL DEBT REPAYMENT	\$ 621,960	\$ 672,009		
89	6000	PARCEL TAX:STERILE INSECT RELEASE	\$ 3,140	\$ 3,079	\$ 61	1.98%

**REGIONAL DISTRICT OKANAGAN-SIMILKAMEEN  
2024 Budget Comparative Requisition**

<u>Page</u>	<u>Dept #</u>		<u>2024</u>	<u>2023</u>	<u>NET CHANGE</u>	<u>% CHANGE</u>
<b><u>VILLAGE OF KEREMEOS</u></b>						
<b><u>Participating Directors determine budget by weighted vote</u></b>						
1	0100	GENERAL GOVERNMENT	\$ 26,634	\$ 19,045	\$ 7,589	
6	0200	INVASIVE SPECIES (formerly Noxious Weeds)	1,084	791	293	
17	0400	911 EMERGENCY CALL SYSTEM - Improvements Only	17,835	14,720	3,115	
18	0410	EMERGENCY PLANNING	9,531	4,296	5,235	
75	4250	ILLEGAL DUMPING	489	428	61	
76	4300	SOLID WASTE MANAGEMENT PLAN	2,120	3,285	(1,165)	
84	5500	DESTRUCTION OF PESTS	285	275	10	
85	5550	NUISANCE CONTROL	314	283	31	
87	5700	MOSQUITO CONTROL	2,260	-	2,260	
110	7720	REGIONAL TRAILS	4,941	5,166	(225)	
130	8200	REGIONAL TRANSIT	2,936	2,849	87	
151	9390	REGIONAL ECONOMIC DEVELOPMENT (Okanagan Film Comm)	485	432	53	
<b>Subtotal</b>			<b>68,914</b>	<b>51,570</b>	<b>17,344</b>	<b>33.63%</b>
<b><u>Village &amp; Regional Directors (Areas B &amp; G) determine budget</u></b>						
24	1100	FIRE PROTECTION	278,728	258,158	20,570	
47	3400	REFUSE DISPOSAL SITE - Improvements Only	96,376	85,531	10,845	
94	7200	KEREMEOS & DISTRICT RECREATION - Improvements Only	181,469	151,340	30,129	
96	7310	KEREMEOS & DISTRICT SWIMMING POOL - Improvements Only	52,386	34,425	17,961	
144	9250	SIMILKAMEEN VALLEY VISITOR INFORMATION CENTRE	13,492	13,462	30	
<b>Subtotal</b>			<b>622,450</b>	<b>542,916</b>	<b>79,534</b>	<b>14.65%</b>
<b><u>Requisitions from Other Multi-Regional Boards</u></b>						
89	6000	STERILE INSECT RELEASE PROGRAM - Land Only	5,853	5,208	645	
<b>TOTAL</b>			<b>\$ 697,218</b>	<b>\$ 599,694</b>	<b>\$ 97,524</b>	<b>16.26%</b>
<b>Average Res Tax Rate/\$1000</b>			<b>\$ 1.51118</b>	<b>\$ 1.35626</b>	<b>\$ 0.15492</b>	
<b>Average Taxes per Res Property</b>			<b>\$ 684.45</b>	<b>\$ 600.90</b>	<b>\$ 83.55</b>	<b>13.90%</b>
161	9990	MUNICIPAL DEBT REPAYMENT	\$ 10,015	\$ 10,015		
89	6000	PARCEL TAX:STERILE INSECT RELEASE	\$ 1,659	\$ 1,626	\$ 33	2.03%

**REGIONAL DISTRICT OKANAGAN-SIMILKAMEEN**  
**2024 Budget Comparative Requisition**

<u>Page</u>	<u>Dept #</u>		<u>2024</u>	<u>2023</u>	<u>NET</u> <u>CHANGE</u>	<u>%</u> <u>CHANGE</u>
<b><u>PENTICTON INDIAN BAND</u></b>						
<b><u>Participating Directors determine budget by weighted vote</u></b>						
1	0100	GENERAL GOVERNMENT	\$ -	\$ 14,596	\$ (14,596)	
17	0400	911 EMERGENCY CALL SYSTEM - Improvements Only	-	20,049	(20,049)	
18	0410	EMERGENCY PLANNING	-	6,584	(6,584)	
76	4300	SOLID WASTE MANAGEMENT	-	5,036	(5,036)	
<b>TOTAL</b>			<b>\$ -</b>	<b>\$ 46,265</b>	<b>\$ (46,265)</b>	<b>-100.00%</b>
<b>Average Res Tax Rate/\$1000</b>			<b>#DIV/0!</b>	<b>\$ 0.06826</b>	<b>#DIV/0!</b>	
<b>Average Res Taxes per Property</b>			<b>#DIV/0!</b>	<b>\$ 45.61</b>	<b>#DIV/0!</b>	<b>#DIV/0!</b>

**REGIONAL DISTRICT OKANAGAN-SIMILKAMEEN**  
**2024 Budget Comparative Requisition**

<u>Page</u>	<u>Dept #</u>		<u>2024</u>	<u>2023</u>	<u>NET</u> <u>CHANGE</u>	<u>%</u> <u>CHANGE</u>
<b><u>ELECTORAL AREA A (OSOYOOS RURAL)</u></b>						
<b><u>Participating Directors determine budget by weighted vote</u></b>						
1	0100	GENERAL GOVERNMENT	\$ 69,635	\$ 51,487	\$ 18,148	
6	0200	INVASIVE SPECIES (formerly Noxious Weeds)	2,834	2,139	695	
7	0300	ELECTORAL AREA ADMINISTRATION	285,669	292,436	(6,767)	
17	0400	911 EMERGENCY CALL SYSTEM - Improvements Only	41,672	34,195	7,477	
18	0410	EMERGENCY PLANNING	24,919	11,613	13,306	
33	2500	BUILDING INSPECTION	57,887	51,058	6,829	
74	4200	SUBDIVISION SERVICING	11,842	5,287	6,555	
75	4250	ILLEGAL DUMPING	1,279	1,156	123	
76	4300	SOLID WASTE MANAGEMENT PLAN	5,542	8,882	(3,340)	
80	5000	ELECTORAL AREA PLANNING	160,634	145,007	15,627	
81	5010	ENVIRONMENTAL CONSERVATION	17,466	17,806	(340)	
82	5020	REGIONAL GROWTH STRATEGY (Subregional)	1,831	1,627	204	
84	5500	DESTRUCTION OF PESTS	521	(81)	602	
85	5550	NUISANCE CONTROL	821	765	56	
87	5700	MOSQUITO CONTROL	5,910	5,975	(65)	
110	7720	REGIONAL TRAILS	12,919	13,965	(1,046)	
130	8200	REGIONAL TRANSIT	7,676	7,702	(26)	
136	8600	TRANSIT - SOUTH OKANAGAN	19,929	16,788	3,141	
143	9200	ANIMAL CONTROL	21,652	20,613	1,039	
151	9390	REGIONAL ECONOMIC DEVELOPMENT (Okanagan Film Comm)	1,269	1,168	101	
<b>Subtotal</b>			<b>751,906</b>	<b>689,588</b>	<b>62,318</b>	<b>9.04%</b>
<b><u>Regional Director &amp; Town of Osoyoos determine budget</u></b>						
92	7050	ARENA	169,818	169,571	247	
117	7865	MUSEUM - Land & Building Acquisition (Parcel Tax for Debt Servicing)	22,306	22,453	(147)	
<b>Subtotal</b>			<b>192,125</b>	<b>192,024</b>	<b>101</b>	<b>0.05%</b>
<b><u>Regional Director determines budget</u></b>						
8	0310	RURAL PROJECTS	2,772	7,906	(5,134)	
19	0415	VICTIM SERVICES	5,142	5,133	9	
101	7510	RECREATION SERVICES	73,284	72,783	501	
116	7860	MUSEUM SERVICE	15,155	15,129	26	
118	7870	COMMUNITY PARKS	77,719	66,559	11,160	
146	9300	ECONOMIC DEVELOPMENT	11,910	14,456	(2,546)	
127	7990	GRANT IN AID	5,452	3,517	1,935	
137	8800	CEMETERY	1,038	1,035	3	
<b>Subtotal</b>			<b>192,472</b>	<b>186,518</b>	<b>5,954</b>	<b>3.19%</b>
<b><u>Requisitions from Other Multi-Regional Boards</u></b>						
89	6000	STERILE INSECT RELEASE PROGRAM - Land Only	16,491	12,785	3,706	
89	6000	STERILE INSECT RELEASE PROGRAM - Parcel Tax	26,432	25,914	518	
90	6500	OKANAGAN BASIN WATER BOARD - Defined Area N714	26,304	25,911	393	
159	9900	OKANAGAN REGIONAL LIBRARY	123,572	119,190	4,382	
<b>Subtotal</b>			<b>192,799</b>	<b>183,800</b>	<b>8,999</b>	<b>4.90%</b>
<b>TOTAL</b>			<b>\$ 1,329,302</b>	<b>\$ 1,251,930</b>	<b>\$ 77,372</b>	<b>6.18%</b>
<b>Average Res Tax Rate/\$1000</b>			<b>\$ 1.11734</b>	<b>\$ 1.05972</b>	<b>\$ 0.05762</b>	
<b>Average Taxes per Res Property</b>			<b>\$ 924.24</b>	<b>\$ 871.95</b>	<b>\$ 52.29</b>	<b>6.00%</b>
<b><u>Service Areas</u></b>						
31	1800	ANARCHIST MT FIRE DEPT (Regional Director determines budget)	304,885	273,982	30,903	11.28%
57	3810	NORTHWEST SEWER (Debt Servicing)	15,600	15,600	-	0.00%

**REGIONAL DISTRICT OKANAGAN-SIMILKAMEEN**  
**2024 Budget Comparative Requisition**

<u>Page</u>	<u>Dept #</u>		<u>2024</u>	<u>2023</u>	<u>NET</u> <u>CHANGE</u>	<u>%</u> <u>CHANGE</u>
<b><u>ELECTORAL AREA B (CAWSTON)</u></b>						
<b><u>Participating Directors determine budget by weighted vote</u></b>						
1	0100	GENERAL GOVERNMENT	\$ 17,503	\$ 12,951	\$ 4,552	
6	0200	INVASIVE SPECIES (formerly noxious weeds)	712	538	174	
7	0300	ELECTORAL AREA ADMINISTRATION	71,804	73,557	(1,753)	
17	0400	911 EMERGENCY CALL SYSTEM - Improvements Only	13,538	11,161	2,377	
18	0410	EMERGENCY PLANNING	6,264	2,921	3,343	
74	4200	SUBDIVISION SERVICING	2,977	1,330	1,647	
75	4250	ILLEGAL DUMPING	321	291	30	
76	4300	SOLID WASTE MANAGEMENT PLAN	1,393	2,234	(841)	
80	5000	ELECTORAL AREA PLANNING	40,376	36,474	3,902	
84	5500	DESTRUCTION OF PESTS	131	(20)	151	
85	5550	NUISANCE CONTROL	206	192	14	
87	5700	MOSQUITO CONTROL	1,485	1,503	(18)	
110	7720	REGIONAL TRAILS	3,247	3,513	(266)	
130	8200	REGIONAL TRANSIT	1,929	1,937	(8)	
143	9200	ANIMAL CONTROL	5,442	5,185	257	
151	9390	REGIONAL ECONOMIC DEVELOPMENT (Okanagan Film Comm)	319	294	25	
<b>Subtotal</b>			<b>167,649</b>	<b>154,061</b>	<b>13,588</b>	<b>8.82%</b>
<b><u>Regional Directors (Areas B &amp; G) &amp; Village determine budget</u></b>						
24	1100	FIRE PROTECTION (41.613% Portion of Service Area C716)	163,991	155,110	8,881	
47	3400	REFUSE DISPOSAL SITE - Improvements Only	73,160	64,852	8,308	
94	7200	KEREMEOS & DISTRICT RECREATION - Improvements Only	137,755	114,751	23,004	
96	7310	KEREMEOS & DISTRICT SWIMMING POOL - Improvements Only	39,767	26,102	13,665	
144	9250	SIMILKAMEEN VALLEY VISITOR INFORMATION CENTRE	10,378	10,355	23	
149	9360	ECONOMIC DEVELOPMENT (Areas B, G & H)	8,227	8,213	14	
<b>Subtotal</b>			<b>433,278</b>	<b>379,383</b>	<b>53,895</b>	<b>14.21%</b>
<b><u>Regional Director determines budget</u></b>						
9	0320	RURAL PROJECTS	5,664	4,927	737	
107	7580	COMMUNITY PARKS	74,787	65,626	9,161	
121	7930	GRANT IN AID	2,232	2,075	157	
<b>Subtotal</b>			<b>82,683</b>	<b>72,628</b>	<b>10,055</b>	<b>13.84%</b>
<b><u>Requisitions from Other Multi-Regional Boards</u></b>						
89	6000	STERILE INSECT RELEASE PROGRAM - Land Only	2,892	2,827	65	
89	6000	STERILE INSECT RELEASE PROGRAM - Parcel Tax	157,734	154,641	3,093	
159	9900	OKANAGAN REGIONAL LIBRARY	31,060	29,980	1,080	
<b>Subtotal</b>			<b>191,686</b>	<b>187,448</b>	<b>4,238</b>	<b>2.26%</b>
<b>TOTAL</b>			<b>\$ 875,296</b>	<b>\$ 793,520</b>	<b>\$ 81,776</b>	<b>10.31%</b>
<b>Average Res Tax Rate/\$1000</b>			<b>\$ 2.49092</b>	<b>\$ 2.23639</b>	<b>\$ 0.25453</b>	
<b>Average Taxes per Res Property</b>			<b>\$ 1,112.30</b>	<b>\$ 1,034.45</b>	<b>\$ 77.85</b>	<b>7.53%</b>



**REGIONAL DISTRICT OKANAGAN-SIMILKAMEEN**  
**2024 Budget Comparative Requisition**

<u>Page</u>	<u>Dept #</u>		<u>2024</u>	<u>2023</u>	<u>NET</u> <u>CHANGE</u>	<u>%</u> <u>CHANGE</u>
<b><u>ELECTORAL AREA C (OLIVER RURAL)</u></b>						
<b><u>Participating Directors determine budget by weighted vote</u></b>						
1	0100	GENERAL GOVERNMENT	\$ 84,534	\$ 61,425	\$ 23,109	
6	0200	INVASIVE SPECIES (formerly noxious weeds)	3,440	2,551	889	
7	0300	ELECTORAL AREA ADMINISTRATION	346,791	348,884	(2,093)	
17	0400	911 EMERGENCY CALL SYSTEM - Improvements Only	69,923	57,418	12,505	
18	0410	EMERGENCY PLANNING	30,251	13,854	16,397	
33	2500	BUILDING INSPECTION	45,495	46,039	(544)	
74	4200	SUBDIVISION SERVICING	14,376	6,308	8,068	
75	4250	ILLEGAL DUMPING	1,552	1,380	172	
76	4300	SOLID WASTE MANAGEMENT PLAN	6,728	10,596	(3,868)	
80	5000	ELECTORAL AREA PLANNING	195,003	172,997	22,006	
81	5010	ENVIRONMENTAL CONSERVATION	21,202	21,243	(41)	
82	5020	REGIONAL GROWTH STRATEGY (Subregional)	2,223	1,941	282	
84	5500	DESTRUCTION OF PESTS	633	(97)	730	
85	5550	NUISANCE CONTROL	997	913	84	
87	5700	MOSQUITO CONTROL	7,174	7,129	45	
110	7720	REGIONAL TRAILS	15,683	16,660	(977)	
130	8200	REGIONAL TRANSIT	9,318	9,189	129	
136	8600	TRANSIT - SOUTH OKANAGAN	24,193	20,029	4,164	
143	9200	ANIMAL CONTROL	26,285	24,592	1,693	
151	9390	REGIONAL ECONOMIC DEVELOPMENT (Okanagan Film Comm)	1,540	1,393	147	
<b>Subtotal</b>			<b>907,341</b>	<b>824,444</b>	<b>82,897</b>	<b>10.05%</b>
<b><u>Regional Director &amp; Town of Oliver determine budget</u></b>						
93	7100	ARENA	236,196	212,748	23,448	
95	7300	POOL	116,034	126,925	(10,891)	
97	7400	RECREATION HALL	123,903	125,781	(1,878)	
109	7700	PARKS	264,147	216,381	47,766	
112	7810	RECREATION PROGRAMS	56,212	88,011	(31,799)	
<b>Oliver Parks &amp; Rec Society Subtotal</b>			<b>796,492</b>	<b>769,846</b>	<b>26,646</b>	<b>3.46%</b>
44	3000	REFUSE DISPOSAL	55,328	52,656	2,672	
98	7410	FRANK VENABLES AUDITORIUM	117,937	109,437	8,500	
99	7420	VENABLES THEATRE SERVICE	55,279	53,921	1,358	
113	7820	HERITAGE GRANT	84,882	85,097	(215)	
148	9350	ECONOMIC DEVELOPMENT	24,958	25,636	(678)	
<b>Subtotal</b>			<b>1,134,875</b>	<b>1,096,593</b>	<b>38,282</b>	<b>3.49%</b>
<b><u>Regional Director determines budget</u></b>						
10	0330	RURAL PROJECTS	40,714	24,064	16,650	
20	0420	VICTIM SERVICES	8,227	8,213	14	
28	1500	FIRE PROTECTION WILLOWBROOK-K(714)	168,047	164,894	3,153	
36	2620	UNTIDY/UNSIGHTLY PREMISES	22,874	27,758	(4,884)	
42	2720	NOISE BYLAW	9,772	9,736	36	
61	3905	LOOSE BAY CAMPGROUND	50,422	30,899	19,523	
122	7940	GRANT IN AID	41,797	41,394	403	
<b>Subtotal</b>			<b>341,853</b>	<b>306,958</b>	<b>34,895</b>	<b>11.37%</b>
<b><u>Requisitions from Other Multi-Regional Boards</u></b>						
89	6000	STERILE INSECT RELEASE PROGRAM - Land Only	10,672	9,547	1,125	
89	6000	STERILE INSECT RELEASE PROGRAM - Parcel Tax	67,064	65,749	1,315	
90	6500	OKANAGAN BASIN WATER BOARD	34,248	33,396	852	
159	9900	OKANAGAN REGIONAL LIBRARY	150,011	142,196	7,815	
<b>Subtotal</b>			<b>261,995</b>	<b>250,888</b>	<b>11,107</b>	<b>4.43%</b>
<b>TOTAL</b>			<b>\$ 2,646,065</b>	<b>\$ 2,478,883</b>	<b>\$ 167,182</b>	<b>6.74%</b>
<b>Average Res Tax Rate/\$1000</b>			<b>\$ 1.85367</b>	<b>\$ 1.78096</b>	<b>\$ 0.07271</b>	
<b>Average Taxes per Res Property</b>			<b>\$ 1,079.01</b>	<b>\$ 1,026.65</b>	<b>\$ 52.36</b>	<b>5.10%</b>

**REGIONAL DISTRICT OKANAGAN-SIMILKAMEEN**  
**2024 Budget Comparative Requisition**

<u>Page</u>	<u>Dept #</u>		<u>2024</u>	<u>2023</u>	<u>NET</u> <u>CHANGE</u>	<u>%</u> <u>CHANGE</u>
<b><u>ELECTORAL AREA D (OK FALLS/HERITAGE HILLS/CARM)</u></b>						
<b><u>Participating Directors determine budget by weighted vote</u></b>						
1	0100	GENERAL GOVERNMENT	\$ 120,228	\$ 88,897	\$ 31,331	
6	0200	INVASIVE SPECIES (formerly noxious weeds)	4,893	3,692	1,201	
7	0300	ELECTORAL AREA ADMINISTRATION	493,219	504,919	(11,700)	
17	0400	911 EMERGENCY CALL SYSTEM - Improvements Only	78,337	64,704	13,633	
18	0410	EMERGENCY PLANNING	43,024	20,050	22,974	
33	2500	BUILDING INSPECTION	58,484	61,637	(3,153)	
74	4200	SUBDIVISION SERVICING	20,446	9,129	11,317	
75	4250	ILLEGAL DUMPING	2,207	1,997	210	
76	4300	SOLID WASTE MANAGEMENT PLAN	9,569	15,335	(5,766)	
80	5000	ELECTORAL AREA PLANNING	277,341	250,368	26,973	
81	5010	ENVIRONMENTAL CONSERVATION	30,155	30,744	(589)	
82	5020	REGIONAL GROWTH STRATEGY (Subregional)	3,162	2,809	353	
84	5500	DESTRUCTION OF PESTS	900	(140)	1,040	
85	5550	NUISANCE CONTROL	1,417	1,321	96	
87	5700	MOSQUITO CONTROL	10,204	10,317	(113)	
110	7720	REGIONAL TRAILS	22,305	24,112	(1,807)	
130	8200	REGIONAL TRANSIT	13,252	13,298	(46)	
143	9200	ANIMAL CONTROL	37,384	35,591	1,793	
151	9390	REGIONAL ECONOMIC DEVELOPMENT (Okanagan Film Comm)	2,190	2,017	173	
<b>Subtotal</b>			<b>1,228,717</b>	<b>1,140,797</b>	<b>87,920</b>	<b>7.71%</b>
<b><u>Regional Director determines budget</u></b>						
11	0340	RURAL PROJECTS	46,605	35,033	11,572	
21	0425	VICTIM SERVICES (Areas D, E, F & I)	3,500	3,405	95	
25	1200	FIRE PROTECTION OK FALLS-J(714) & J(715)	501,107	458,739	42,368	
34	2600	UNSIGHTLY/UNTIDY PREMISES (Areas D & I)	38,184	37,329	855	
40	2700	NOISE BYLAW (Areas D, F & I)	13,725	13,897	(172)	
102	7520	RECREATION OK FALLS-F(714) & F(715)	770,699	755,024	15,675	
123	7950	GRANT IN AID	8,682	7,603	1,079	
135	8500	TRANSIT (Area D)	132,790	119,094	13,696	
139	8960	CEMETERY OKANAGAN FALLS-Code 0006224(714)	73,029	34,041	38,988	
150	9380	ECONOMIC DEVELOPMENT (Area D Only, no longer includes EA I)	182,351	159,036	23,315	
156	9670	STREET LIGHTING HERITAGE HILLS-M(715)	6,639	6,337	302	
158	9690	STREET LIGHTING OKANAGAN FALLS-Code 0006224(714)	58,606	28,587	30,019	
<b>Subtotal</b>			<b>1,835,917</b>	<b>1,658,125</b>	<b>177,792</b>	<b>10.72%</b>
<b><u>Requisitions from Other Multi-Regional Boards</u></b>						
89	6000	STERILE INSECT RELEASE PROGRAM - Land Only	23,007	25,187	(2,180)	
89	6000	STERILE INSECT RELEASE PROGRAM - Parcel Tax	3,128	3,067	61	
90	6500	OKANAGAN BASIN WATER BOARD - Defined Area N714	37,304	36,746	558	
90	6500	OKANAGAN BASIN WATER BOARD - Defined Area N715	13,619	13,877	(258)	
159	9900	OKANAGAN REGIONAL LIBRARY	213,352	205,792	7,560	
<b>Subtotal</b>			<b>290,410</b>	<b>284,669</b>	<b>5,741</b>	<b>2.02%</b>
<b>TOTAL</b>			<b>\$ 3,355,044</b>	<b>\$ 3,083,591</b>	<b>\$ 271,453</b>	<b>8.80%</b>
<b>Average Res Tax Rate/\$1000</b>			<b>\$ 1.69396</b>	<b>\$ 1.57093</b>	<b>\$ 0.12303</b>	
<b>Average Taxes per Res Property</b>			<b>\$ 1,278.20</b>	<b>\$ 1,186.25</b>	<b>\$ 91.95</b>	<b>7.75%</b>

**REGIONAL DISTRICT OKANAGAN-SIMILKAMEEN**  
**2024 Budget Comparative Requisition**

<u>Page</u>	<u>Dept #</u>		<u>2024</u>	<u>2023</u>	<u>NET</u> <u>CHANGE</u>	<u>%</u> <u>CHANGE</u>
<b>ELECTORAL AREA E (NARAMATA)</b>						
<u>Participating Directors determine budget by weighted vote</u>						
1	0100	GENERAL GOVERNMENT	\$ 90,988	\$ 68,710	\$ 22,278	
6	0200	INVASIVE SPECIES (formerly noxious weeds)	3,703	2,854	849	
7	0300	ELECTORAL AREA ADMINISTRATION	373,268	390,263	(16,995)	
17	0400	911 EMERGENCY CALL SYSTEM - Improvements Only	56,321	47,807	8,514	
18	0410	EMERGENCY PLANNING	32,561	15,497	17,064	
33	2500	BUILDING INSPECTION	79,336	70,338	8,998	
74	4200	SUBDIVISION SERVICING	15,474	7,056	8,418	
75	4250	ILLEGAL DUMPING	1,671	1,543	128	
76	4300	SOLID WASTE MANAGEMENT PLAN	7,242	11,853	(4,611)	
80	5000	ELECTORAL AREA PLANNING	209,891	193,515	16,376	
81	5010	ENVIRONMENTAL CONSERVATION	22,821	23,762	(941)	
82	5020	REGIONAL GROWTH STRATEGY (Subregional)	2,393	2,171	222	
84	5500	DESTRUCTION OF PESTS	681	(108)	789	
85	5550	NUISANCE CONTROL	1,073	1,021	52	
87	5700	MOSQUITO CONTROL	7,722	-	7,722	
110	7720	REGIONAL TRAILS	16,880	18,636	(1,756)	
130	8200	REGIONAL TRANSIT	10,029	10,279	(250)	
143	9200	ANIMAL CONTROL	28,292	27,509	783	
151	9390	REGIONAL ECONOMIC DEVELOPMENT (Okanagan Film Comm)	1,658	1,559	99	
<b>Subtotal</b>			<b>962,003</b>	<b>894,265</b>	<b>67,738</b>	<b>7.57%</b>
<u>Regional Director determines budget</u>						
13	0360	RURAL PROJECTS	56,470	65,381	(8,911)	
21	0425	VICTIM SERVICES (Areas D, E, F & I)	2,649	2,632	17	
30	1700	NARAMATA FIRE DEPARTMENT	543,529	525,817	17,712	
35	2610	UNTIDY AND UNSIGHTLY PREMISES	18,507	17,184	1,323	
41	2710	NOISE CONTROL	9,772	9,947	(175)	
66	3940	NARAMATA WATER (Parcel Tax for Debt Servicing of Capital Upgrades)	124,128	124,128	-	
104	7540	NARAMATA PARKS & REC	627,569	526,148	101,421	
114	7830	NARAMATA MUSEUM	22,952	17,805	5,147	
124	7960	GRANT IN AID	8,909	8,800	109	
132	8300	TRANSIT (Area E)	126,735	103,182	23,553	
138	8950	CEMETERY-P(715)	66,114	42,524	23,590	
145	9260	TOURISM & COMMUNITY SERVICE CONTRIBUTION	10,378	10,355	23	
<b>Subtotal</b>			<b>1,617,712</b>	<b>1,453,903</b>	<b>163,809</b>	<b>11.27%</b>
<u>Requisitions from Other Multi-Regional Boards</u>						
89	6000	STERILE INSECT RELEASE PROGRAM - Land Only	22,544	22,545	(1)	
89	6000	STERILE INSECT RELEASE PROGRAM - Parcel Tax	20,602	20,198	404	
90	6500	OKANAGAN BASIN WATER BOARD	36,863	37,356	(493)	
159	9900	OKANAGAN REGIONAL LIBRARY	161,464	159,061	2,403	
			<b>241,473</b>	<b>239,160</b>	<b>2,313</b>	<b>0.97%</b>
<b>TOTAL</b>			<b>\$ 2,821,187</b>	<b>\$ 2,587,328</b>	<b>\$ 233,859</b>	<b>9.04%</b>
<b>Average Res Tax Rate/\$1000</b>			<b>\$ 1.78727</b>	<b>\$ 1.61183</b>	<b>\$ 0.17544</b>	
<b>Average Taxes per Res Property</b>			<b>\$ 1,765.62</b>	<b>\$ 1,668.15</b>	<b>\$ 97.47</b>	<b>5.84%</b>

**REGIONAL DISTRICT OKANAGAN-SIMILKAMEEN**  
**2024 Budget Comparative Requisition**

<u>Page</u>	<u>Dept #</u>		<u>2024</u>	<u>2023</u>	<u>NET</u> <u>CHANGE</u>	<u>%</u> <u>CHANGE</u>
<b>ELECTORAL AREA F (OKANAGAN LAKE WEST/WESTBENCH)</b>						
<u>Participating Directors determine budget by weighted vote</u>						
1	0100	GENERAL GOVERNMENT	\$ 51,936	\$ 40,065	\$ 11,871	
6	0200	INVASIVE SPECIES (formerly noxious weeds)	2,114	1,664	450	
7	0300	ELECTORAL AREA ADMINISTRATION	213,062	227,563	(14,501)	
17	0400	911 EMERGENCY CALL SYSTEM - Improvements Only	31,695	25,993	5,702	
18	0410	EMERGENCY PLANNING	18,586	9,037	9,549	
33	2500	BUILDING INSPECTION	16,324	14,626	1,698	
74	4200	SOLID WASTE MANAGEMENT PLAN	4,134	6,911	(2,777)	
75	4250	ILLEGAL DUMPING	954	900	54	
76	4300	SUBDIVISION SERVICING	8,832	4,114	4,718	
80	5000	ELECTORAL AREA PLANNING	119,806	112,839	6,967	
81	5010	ENVIRONMENTAL CONSERVATION	13,026	13,856	(830)	
82	5020	REGIONAL GROWTH STRATEGY (Subregional)	1,366	1,266	100	
84	5500	DESTRUCTION OF PESTS	389	(63)	452	
85	5550	NUISANCE CONTROL	612	595	17	
87	5700	MOSQUITO CONTROL	4,408	4,650	(242)	
110	7720	REGIONAL TRAILS	9,635	10,867	(1,232)	
130	8200	REGIONAL TRANSIT	5,725	5,993	(268)	
143	9200	ANIMAL CONTROL	16,149	16,041	108	
151	9390	REGIONAL ECONOMIC DEVELOPMENT (Okanagan Film Comm)	946	909	37	
<b>Subtotal</b>			<b>519,700</b>	<b>497,826</b>	<b>21,874</b>	<b>4.39%</b>
<u>Regional Director determines budget</u>						
14	0370	RURAL PROJECTS	39,502	38,316	1,186	
21	0425	VICTIM SERVICES (Areas D, E, F & I)	1,512	1,535	(23)	
23	1000	FIRE PROTECTION WESTBENCH-A(715)	494,410	398,731	95,679	
37	2630	UNTIDY AND UNSIGHTLY PREMISES	9,772	9,403	369	
40	2700	NOISE BYLAW (Areas D, F & I)	5,929	6,263	(334)	
64	3920	FAULDER WATER SYSTEM-A(777)-Parcel Tax	153,779	153,779	-	
69	3970	WEST BENCH WATER (Parcel Tax for Debt Servicing of Capital)	115,600	115,600	-	
79	4400	WEST BENCH SOIL REMOVAL AND DEPOSITION SERVICE-(715)	19,485	9,994	9,491	
105	7560	REC CENTRE COST SHARING-M(715)	19,257	18,890	367	
106	7570	PARKS COMMISSION	181,630	149,217	32,413	
128	8000	GRANT-IN-AID	3,813	3,750	63	
131	8240	WEST BENCH TRANSIT (Parcel Tax)	27,500	24,137	3,363	
155	9660	STREET LIGHTING WEST BENCH ESTATES/HUSULA HIGHLANDS-A(715)	6,842	6,734	108	
<b>Subtotal</b>			<b>1,079,031</b>	<b>936,349</b>	<b>142,682</b>	<b>15.24%</b>
<u>Requisitions from Other Multi-Regional Boards</u>						
89	6000	STERILE INSECT RELEASE PROGRAM - Land Only	10,914	11,999	(1,085)	
89	6000	STERILE INSECT RELEASE PROGRAM - Parcel Tax	186	183	3	
90	6500	OKANAGAN BASIN WATER BOARD	21,042	21,783	(741)	
159	9900	OKANAGAN REGIONAL LIBRARY	92,164	92,749	(585)	
<b>Subtotal</b>			<b>124,306</b>	<b>126,714</b>	<b>(2,408)</b>	<b>-1.90%</b>
<b>TOTAL</b>			<b>\$ 1,723,036</b>	<b>\$ 1,560,889</b>	<b>\$ 162,147</b>	<b>10.39%</b>
<b>Average Res Tax Rate/\$1000</b>			<b>\$ 1.69239</b>	<b>\$ 1.45351</b>	<b>\$ 0.23888</b>	
<b>Average Taxes per Res Property</b>			<b>\$ 1,509.64</b>	<b>\$ 1,373.73</b>	<b>\$ 135.91</b>	<b>9.89%</b>

**REGIONAL DISTRICT OKANAGAN-SIMILKAMEEN**  
**2024 Budget Comparative Requisition**

<u>Page</u>	<u>Dept #</u>		<u>2024</u>	<u>2023</u>	<u>NET</u> <u>CHANGE</u>	<u>%</u> <u>CHANGE</u>
<b>ELECTORAL AREA G (HEDLEY/KEREMEOS)</b>						
<u>Participating Directors determine budget by weighted vote</u>						
1	0100	GENERAL GOVERNMENT	\$ 33,775	\$ 24,185	\$ 9,590	
6	0200	INVASIVE SPECIES (formerly noxious weeds)	1,375	1,005	370	
7	0300	ELECTORAL AREA ADMINISTRATION	138,558	137,364	1,194	
17	0400	911 EMERGENCY CALL SYSTEM - Improvements Only	23,273	18,938	4,335	
18	0410	EMERGENCY PLANNING	12,087	5,455	6,632	
74	4200	SUBDIVISION SERVICING	5,744	2,484	3,260	
75	4250	ILLEGAL DUMPING	620	543	77	
76	4300	SOLID WASTE MANAGEMENT PLAN	2,688	4,172	(1,484)	
80	5000	ELECTORAL AREA PLANNING	77,912	68,113	9,799	
84	5500	DESTRUCTION OF PESTS	253	(38)	291	
85	5550	NUISANCE CONTROL	398	359	39	
87	5700	MOSQUITO CONTROL	2,866	2,807	59	
110	7720	REGIONAL TRAILS	6,266	6,560	(294)	
130	8200	REGIONAL TRANSIT	3,723	3,618	105	
143	9200	ANIMAL CONTROL	10,502	9,683	819	
151	9390	REGIONAL ECONOMIC DEVELOPMENT (Okanagan Film Comm)	615	549	66	
<b>Subtotal</b>			<b>320,656</b>	<b>285,797</b>	<b>34,859</b>	<b>12.20%</b>
<u>Regional Directors (Areas B &amp; G) &amp; Village determine budget</u>						
24	1100	FIRE PROTECTION (58.387% Portion of Service Area C716)	230,096	217,634	12,462	
47	3400	REFUSE DISPOSAL SITE - Improvements Only	125,764	110,043	15,721	
94	7200	KEREMEOS & DISTRICT RECREATION - Improvements Only	236,806	194,713	42,093	
96	7310	KEREMEOS & DISTRICT SWIMMING POOL - Improvements Only	68,360	44,291	24,069	
144	9250	SIMILKAMEEN VALLEY VISITOR INFORMATION CENTRE	10,378	10,355	23	
149	9360	ECONOMIC DEVELOPMENT (Areas B, G & H)	8,227	8,213	14	
<b>Subtotal</b>			<b>679,633</b>	<b>585,249</b>	<b>94,384</b>	<b>16.13%</b>
<u>Regional Director determines budget</u>						
15	0380	RURAL PROJECTS	23,598	24,656	(1,058)	
38	2640	UNTIDY AND UNSIGHTLY PREMISES	9,540	9,447	93	
111	7730	HEDLEY PARKS CONTRIBUTION	5,142	5,133	9	
115	7840	HERITAGE GRANT	6,170	5,684	486	
125	7970	GRANT IN AIDS	4,326	(2,758)	7,084	
133	8350	TRANSIT (Area G)	2,595	2,589	6	
140	9000	CEMETERY (Area G)	-	1,027	(1,027)	
141	9010	CEMETERY (Hedley) -(716)	3,085	2,053	1,032	
153	9450	STREET LIGHTING SCHNEIDER SUBDIVISION-A(716)	1,357	878	479	
154	9500	STREET LIGHTING (Area G)	797	594	203	
<b>Subtotal</b>			<b>56,610</b>	<b>49,303</b>	<b>7,307</b>	<b>14.82%</b>
<u>Requisitions from Other Multi-Regional Boards</u>						
89	6000	STERILE INSECT RELEASE PROGRAM - Land Only	4,149	3,750	399	
89	6000	STERILE INSECT RELEASE PROGRAM - Parcel Tax	119,338	116,998	2,340	
90	6500	OKANAGAN BASIN WATER BOARD - Defined Area N716	215	214	1	
159	9900	OKANAGAN REGIONAL LIBRARY	59,935	55,985	3,950	
<b>Subtotal</b>			<b>183,636</b>	<b>176,947</b>	<b>6,689</b>	<b>3.78%</b>
<b>TOTAL</b>			<b>\$ 1,240,534</b>	<b>\$ 1,097,296</b>	<b>\$ 143,238</b>	<b>13.05%</b>
<b>Average ResTax Rate/\$1000</b>			<b>\$ 2.01452</b>	<b>\$ 1.83590</b>	<b>\$ 0.17862</b>	
<b>Average Taxes per Res Property</b>			<b>\$ 767.29</b>	<b>\$ 673.70</b>	<b>\$ 93.59</b>	<b>13.89%</b>

**REGIONAL DISTRICT OKANAGAN-SIMILKAMEEN**  
**2024 Budget Comparative Requisition**

<u>Page</u>	<u>Dept #</u>		<u>2024</u>	<u>2023</u>	<u>NET</u> <u>CHANGE</u>	<u>%</u> <u>CHANGE</u>
<b><u>ELECTORAL AREA H (PRINCETON RURAL)</u></b>						
<b><u>Participating Directors determine budget by weighted vote</u></b>						
1	0100	GENERAL GOVERNMENT	\$ 90,351	\$ 65,364	\$ 24,987	
6	0200	INVASIVE SPECIES (formerly noxious weeds)	3,677	2,715	962	
7	0300	ELECTORAL AREA ADMINISTRATION	370,652	371,257	(605)	
17	0400	911 EMERGENCY CALL SYSTEM - Improvements Only	50,808	41,179	9,629	
18	0410	EMERGENCY PLANNING	32,332	14,743	17,589	
33	2500	BUILDING INSPECTION	57,255	49,529	7,726	
74	4200	SUBDIVISION SERVICING	15,365	6,712	8,653	
75	4250	ILLEGAL DUMPING	1,659	1,468	191	
76	4300	SOLID WASTE MANAGEMENT PLAN	7,191	11,276	(4,085)	
80	5000	ELECTORAL AREA PLANNING	208,420	184,091	24,329	
85	5550	NUISANCE CONTROL	1,065	971	94	
87	5700	MOSQUITO CONTROL	7,668	7,586	82	
110	7720	REGIONAL TRAILS	16,762	17,729	(967)	
130	8200	REGIONAL TRANSIT	9,959	9,778	181	
151	9390	REGIONAL ECONOMIC DEVELOPMENT (Okanagan Film Comm)	1,646	1,483	163	
<b>Subtotal</b>			<b>874,811</b>	<b>785,881</b>	<b>88,930</b>	<b>11.32%</b>
<b><u>Regional Director determines budget</u></b>						
16	0390	RURAL PROJECTS	47,262	53,835	(6,573)	
26	1300	FIRE PROTECTION AREA H-A(717)	99,236	98,554	682	
27	1400	FIRE PROTECTION TULAMEEN/COALMONT-C(717)	296,975	262,610	34,365	
39	2650	UNTIDY AND UNSIGHTLY PREMISES	31,609	40,189	(8,580)	
45	3100	REFUSE DISPOSAL	205,815	205,142	673	
73	4000	SHINISH CREEK DIVERSION-B(717)-Parcel Tax	9,983	10,449	(466)	
91	7000	PRINCETON RECREATION (contribution funding)	294,418	290,209	4,209	
100	7490	TULAMEEN RECREATION COMMISSION	87,052	83,115	3,937	
126	7980	GRANT IN AID	20,495	20,215	280	
134	8400	TRANSIT (Area H)	1,578	725	853	
142	9100	CEMETERY	1,474	1,470	4	
149	9360	ECONOMIC DEVELOPMENT (Areas B, G & H)	8,227	8,213	14	
<b>Subtotal</b>			<b>1,104,124</b>	<b>1,074,726</b>	<b>29,398</b>	<b>2.74%</b>
<b><u>Requisitions from Other Multi-Regional Boards</u></b>						
90	6500	OKANAGAN BASIN WATER BOARD - Defined Area N717	623	533	90	16.86%
<b>TOTAL</b>			<b>\$ 1,979,558</b>	<b>\$ 1,861,140</b>	<b>\$ 118,418</b>	<b>6.36%</b>
<b>Average Tax Rate/\$1000</b>			<b>\$ 1.32451</b>	<b>\$ 1.28355</b>	<b>\$ 0.04096</b>	
<b>Average Taxes per Property</b>			<b>\$ 707.49</b>	<b>\$ 674.71</b>	<b>\$ 32.78</b>	<b>4.86%</b>



**REGIONAL DISTRICT OKANAGAN-SIMILKAMEEN**  
**2024 Budget Comparative Requisition**

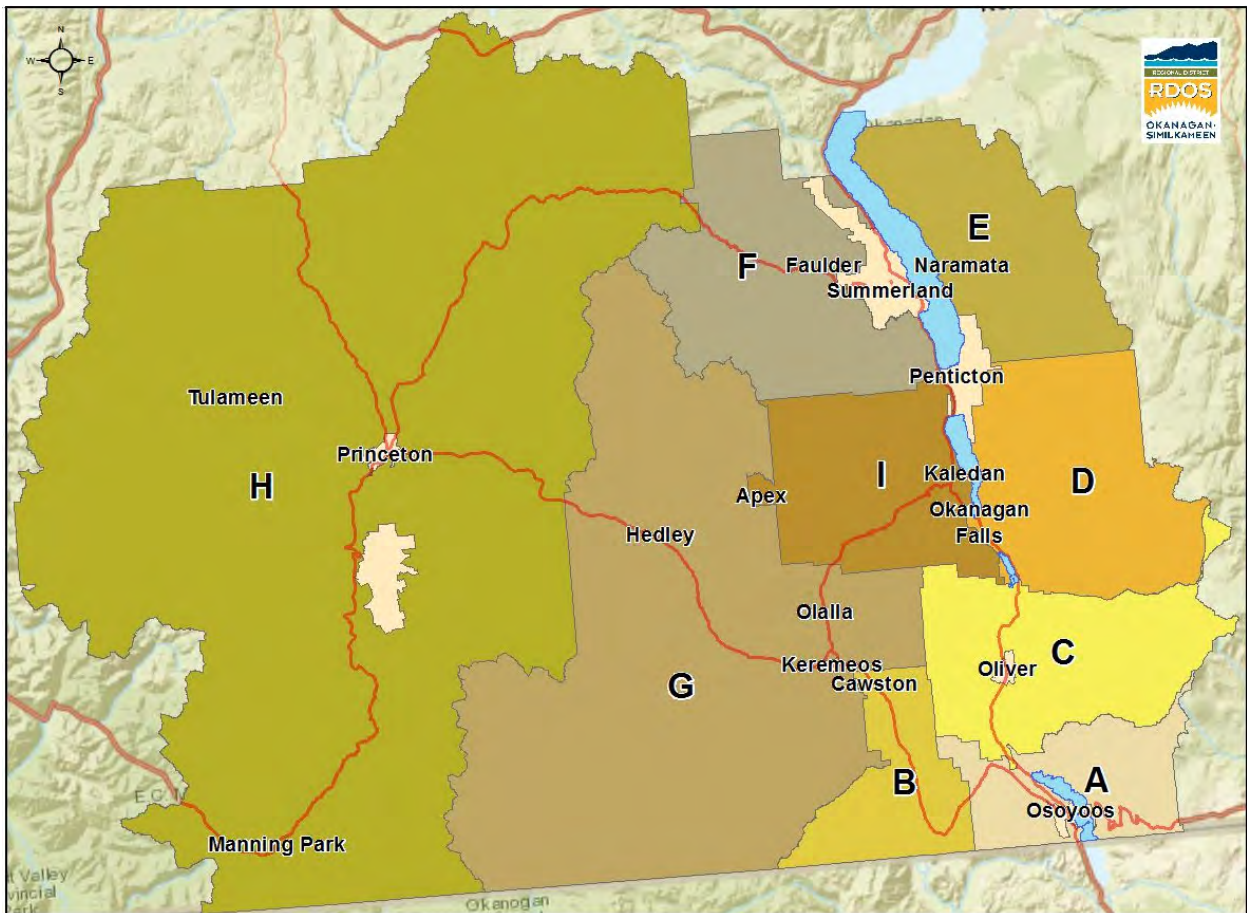
<u>Page</u>	<u>Dept #</u>		<u>2024</u>	<u>2023</u>	<u>NET</u> <u>CHANGE</u>	<u>%</u> <u>CHANGE</u>
<b><u>ELECTORAL AREA I (KALEDEN/TWIN LAKES/ST ANDREWS/APEX)</u></b>						
<b><u>Participating Directors determine budget by weighted vote</u></b>						
1	0100	GENERAL GOVERNMENT	\$ 75,548	\$ 56,512	\$ 19,036	
6	0200	INVASIVE SPECIES (formerly noxious weeds)	3,074	2,347	727	
7	0300	ELECTORAL AREA ADMINISTRATION	309,925	320,979	(11,054)	
17	0400	911 EMERGENCY CALL SYSTEM - Improvements Only	45,012	36,863	8,149	
18	0410	EMERGENCY PLANNING	27,035	12,746	14,289	
33	2500	BUILDING INSPECTION	36,263	39,183	(2,920)	
74	4200	SUBDIVISION SERVICING	12,848	5,803	7,045	
75	4250	ILLEGAL DUMPING	1,387	1,269	118	
76	4300	SOLID WASTE MANAGEMENT PLAN	6,013	9,749	(3,736)	
80	5000	ELECTORAL AREA PLANNING	174,273	159,160	15,113	
81	5010	ENVIRONMENTAL CONSERVATION	18,949	19,544	(595)	
82	5020	REGIONAL GROWTH STRATEGY (Subregional)	1,987	1,786	201	
84	5500	DESTRUCTION OF PESTS	566	(89)	655	
85	5550	NUISANCE CONTROL	891	840	51	
87	5700	MOSQUITO CONTROL	6,412	6,558	(146)	
110	7720	REGIONAL TRAILS	14,016	15,328	(1,312)	
130	8200	REGIONAL TRANSIT	8,327	8,454	(127)	
136	8600	TRANSIT - SOUTH OKANAGAN	21,134	17,987	3,147	
143	9200	ANIMAL CONTROL	23,491	22,625	866	
151	9390	REGIONAL ECONOMIC DEVELOPMENT (Okanagan Film Comm)	1,376	1,282	94	
<b>Subtotal</b>			<b>788,526</b>	<b>738,926</b>	<b>49,600</b>	<b>6.71%</b>
<b><u>Regional Director determines budget</u></b>						
12	0350	RURAL PROJECTS	36,726	34,439	2,287	
21	0425	VICTIM SERVICES (Areas D, E, F & I)	2,199	2,165	34	
29	1600	FIRE PROTECTION KALEDEN-H(714) H(715)	405,076	375,014	30,062	
32	1900	FIRE PROTECTION APEX MOUNTAIN	379,302	376,617	2,685	
34	2600	UNSIGHTLY/UNTIDY PREMISES (Areas D & I)	23,994	23,730	264	
40	2700	NOISE BYLAW (Areas D, F & I)	8,625	8,834	(209)	
60	3901	APEX CIRCLE WATER (Parcel Tax for Debt Servicing of Capital)	4,715	4,936	(221)	
77	4310	APEX WASTE TRANSFER STATION	99,384	84,262	15,122	
103	7530	RECREATION COMMISSION KALEDEN-N(714) N(715)	299,061	271,089	27,972	
129	8010	GRANT IN AID	8,378	5,359	3,019	
147	9330	ECONOMIC DEVELOPMENT (Area I)	5,000	5,700	(700)	
<b>Subtotal</b>			<b>1,272,460</b>	<b>1,192,145</b>	<b>80,315</b>	<b>6.74%</b>
<b><u>Requisitions from Other Multi-Regional Boards</u></b>						
89	6000	STERILE INSECT RELEASE PROGRAM - Land Only	10,400	10,912	(512)	
89	6000	STERILE INSECT RELEASE PROGRAM - Parcel Tax	2,106	2,065	41	
90	6500	OKANAGAN BASIN WATER BOARD - Defined Area N714	2,949	2,905	44	
90	6500	OKANAGAN BASIN WATER BOARD - Defined Area N715	19,566	19,936	(370)	
159	9900	OKANAGAN REGIONAL LIBRARY	134,064	130,823	3,241	
<b>Subtotal</b>			<b>169,085</b>	<b>166,641</b>	<b>2,444</b>	<b>1.47%</b>
<b>TOTAL</b>			<b>\$ 2,230,071</b>	<b>\$ 2,097,712</b>	<b>\$ 132,359</b>	<b>6.31%</b>
<b>Average Res Tax Rate/\$1000</b>			<b>\$ 1.78805</b>	<b>\$ 1.67715</b>	<b>\$ 0.11090</b>	
<b>Average Taxes per Res Property</b>			<b>\$ 1,278.47</b>	<b>\$ 1,214.71</b>	<b>\$ 63.76</b>	<b>5.25%</b>



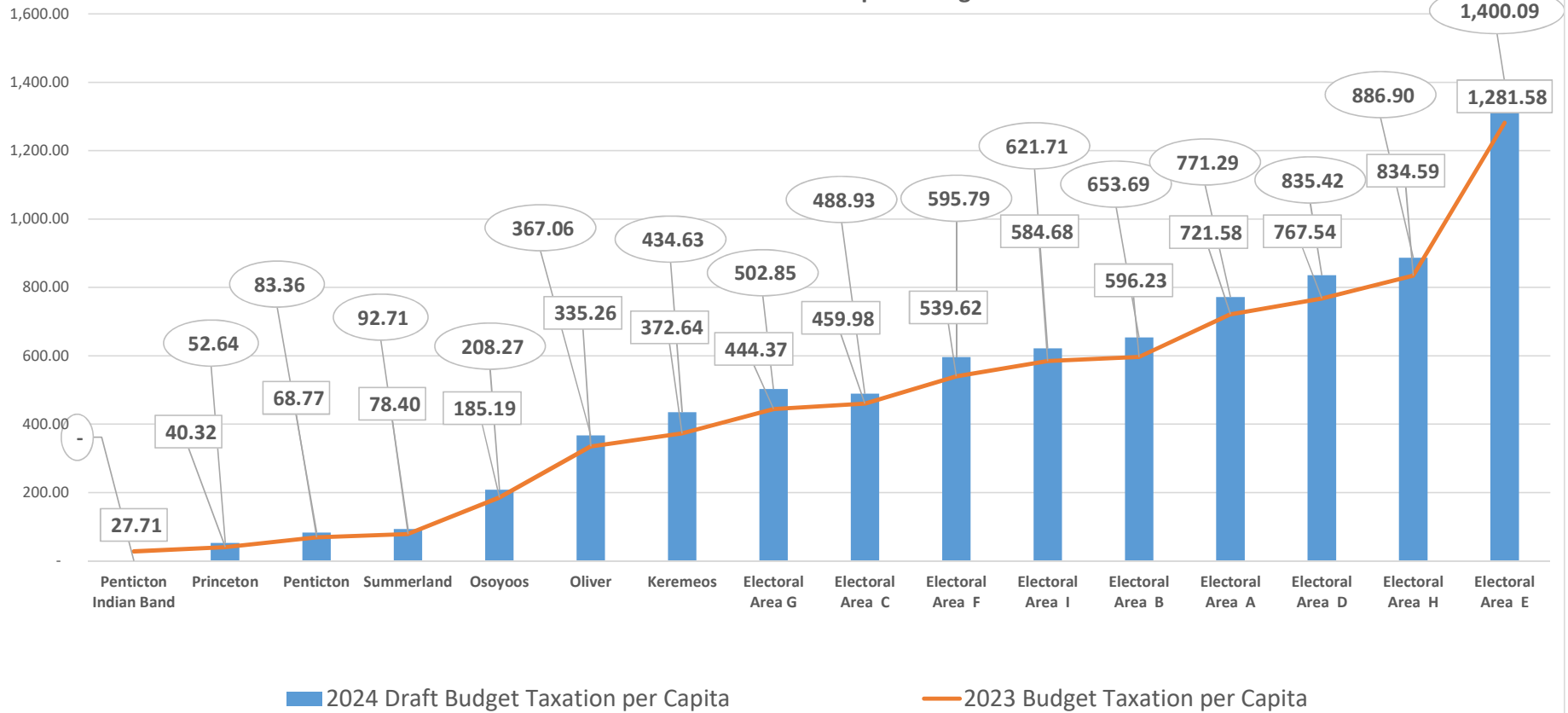
# Regional District of Okanagan-Similkameen

## 2024-2028 Schedule C.1

### Tax Requisition Comparison on a Per Capita Basis by Municipality and Electoral Area



**RDOS 2024 Taxation Per Capita Comparison as at First Reading - Comparison to 2023 by Member Municipality and Electoral Area - Adopted Budget**

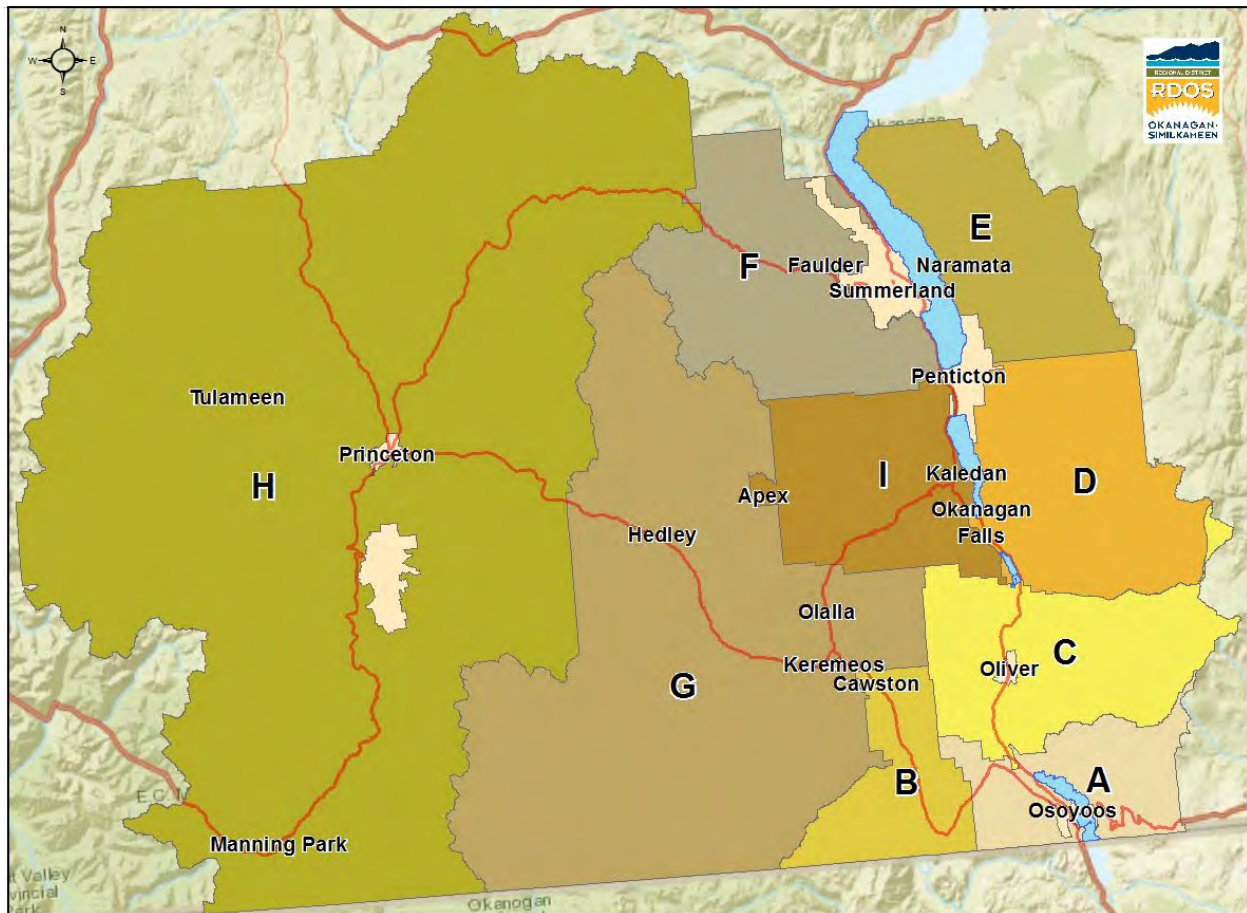




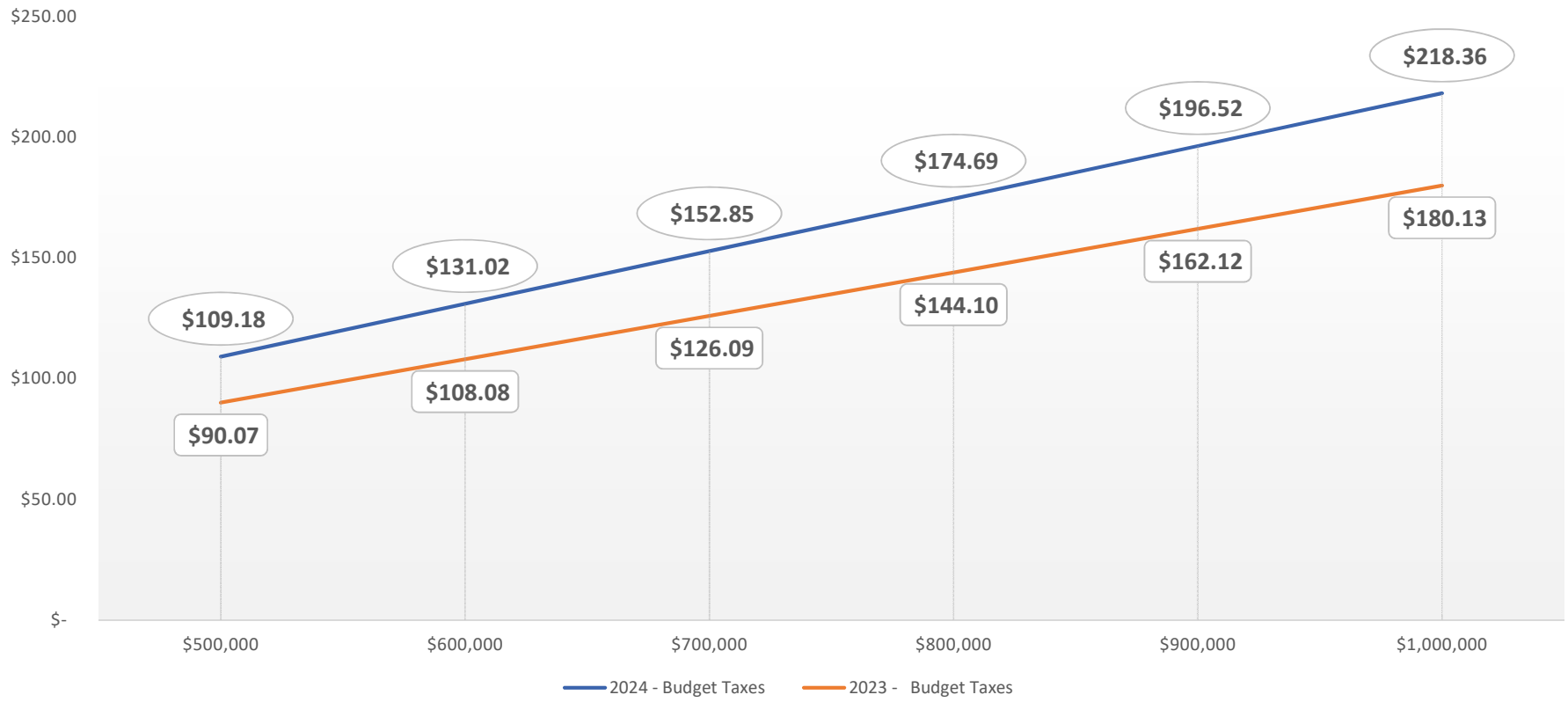
# Regional District of Okanagan-Similkameen

## 2024-2028 Schedule C.2

### Tax Requisition Comparison for Various Property Values by Municipality and Electoral Area

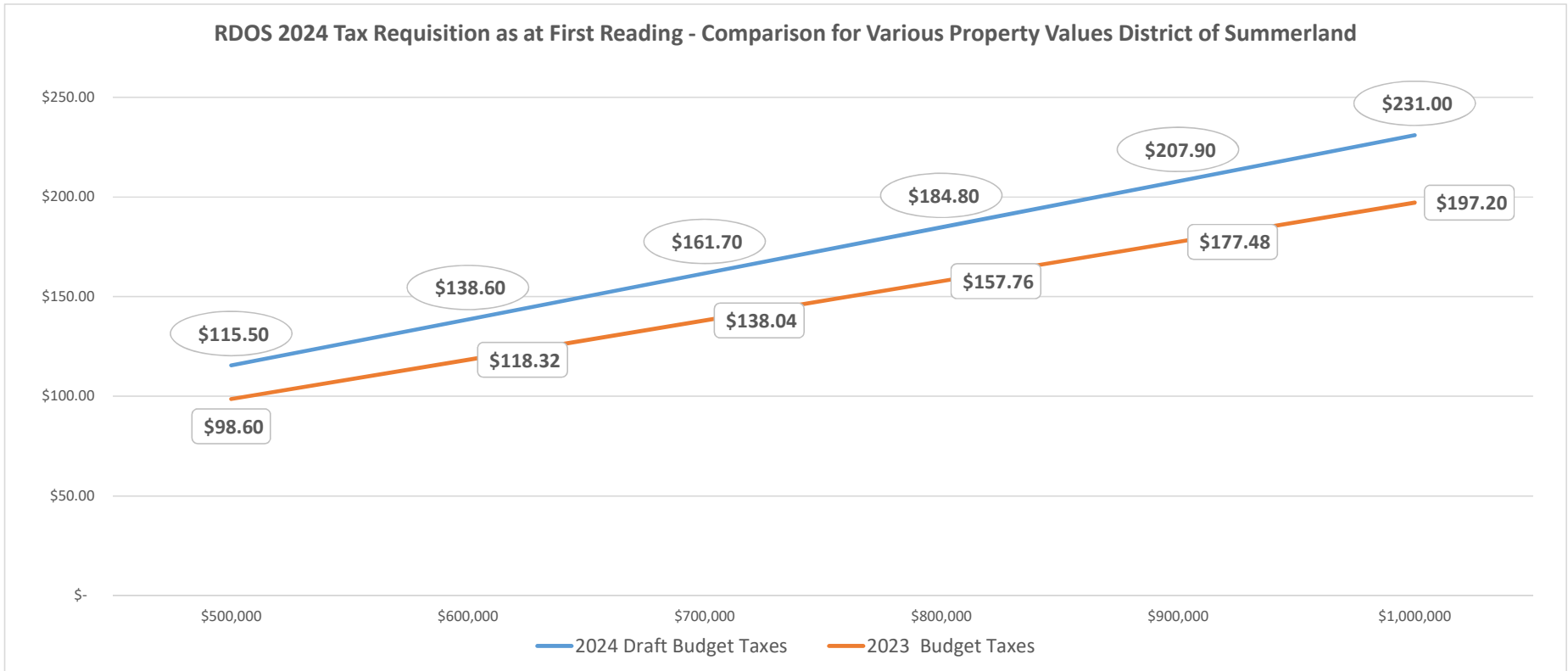


### RDOS 2024 Tax Requisition as at First Reading - Comparison for Various Property Values City of Penticton

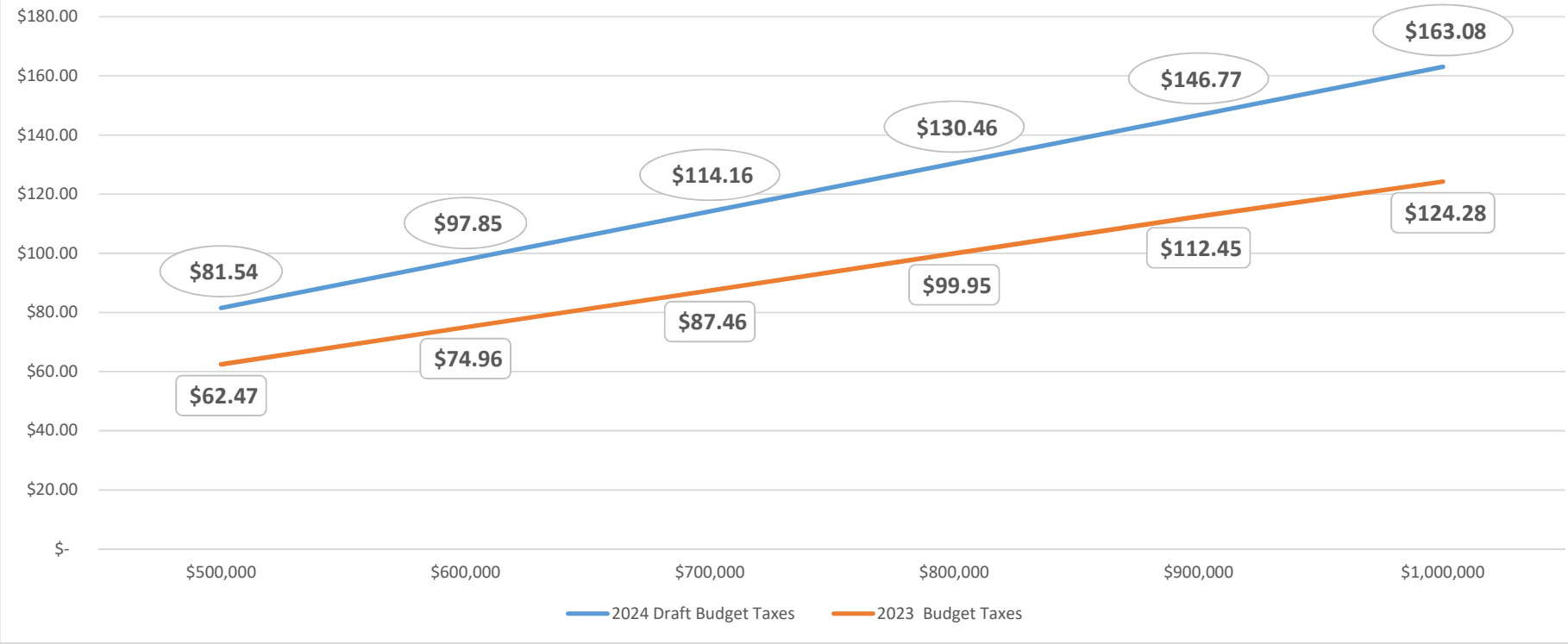




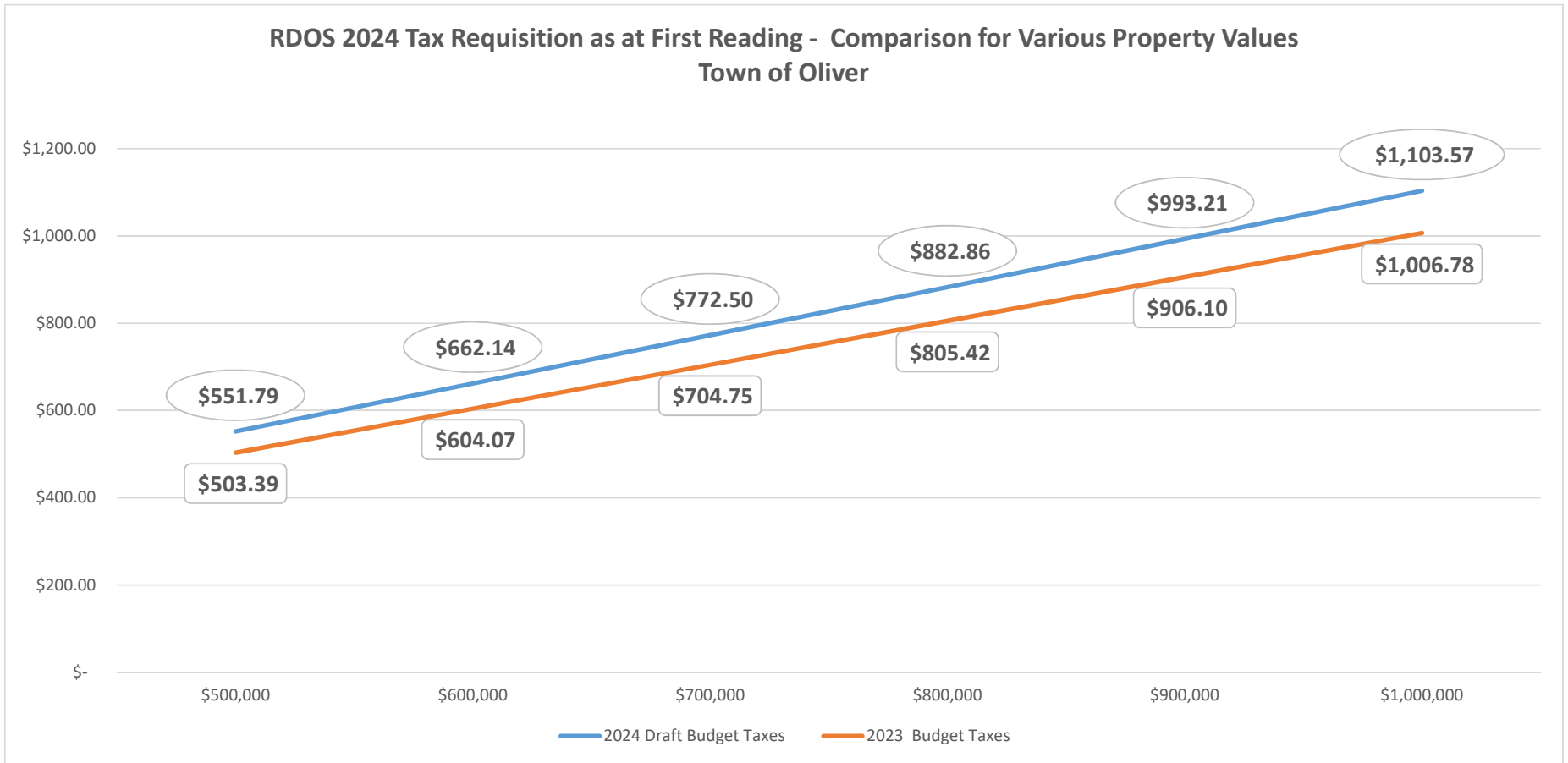
RDOS 2024 Tax Requisition as at First Reading - Comparison for Various Property Values District of Summerland



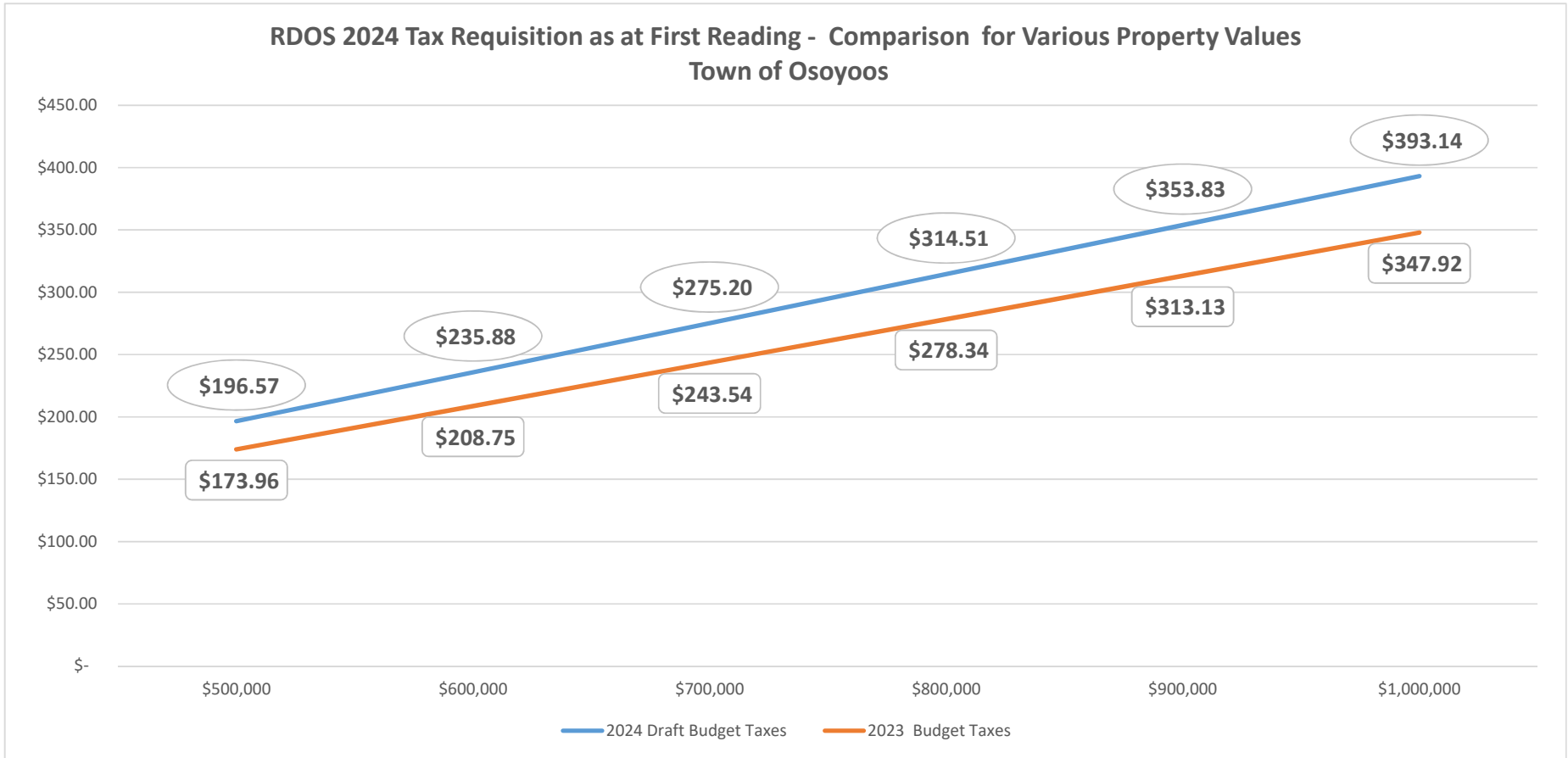
**RDOS 2024 Tax Requisition as at First Reading - Comparison for Various Property Values  
Town of Princeton**



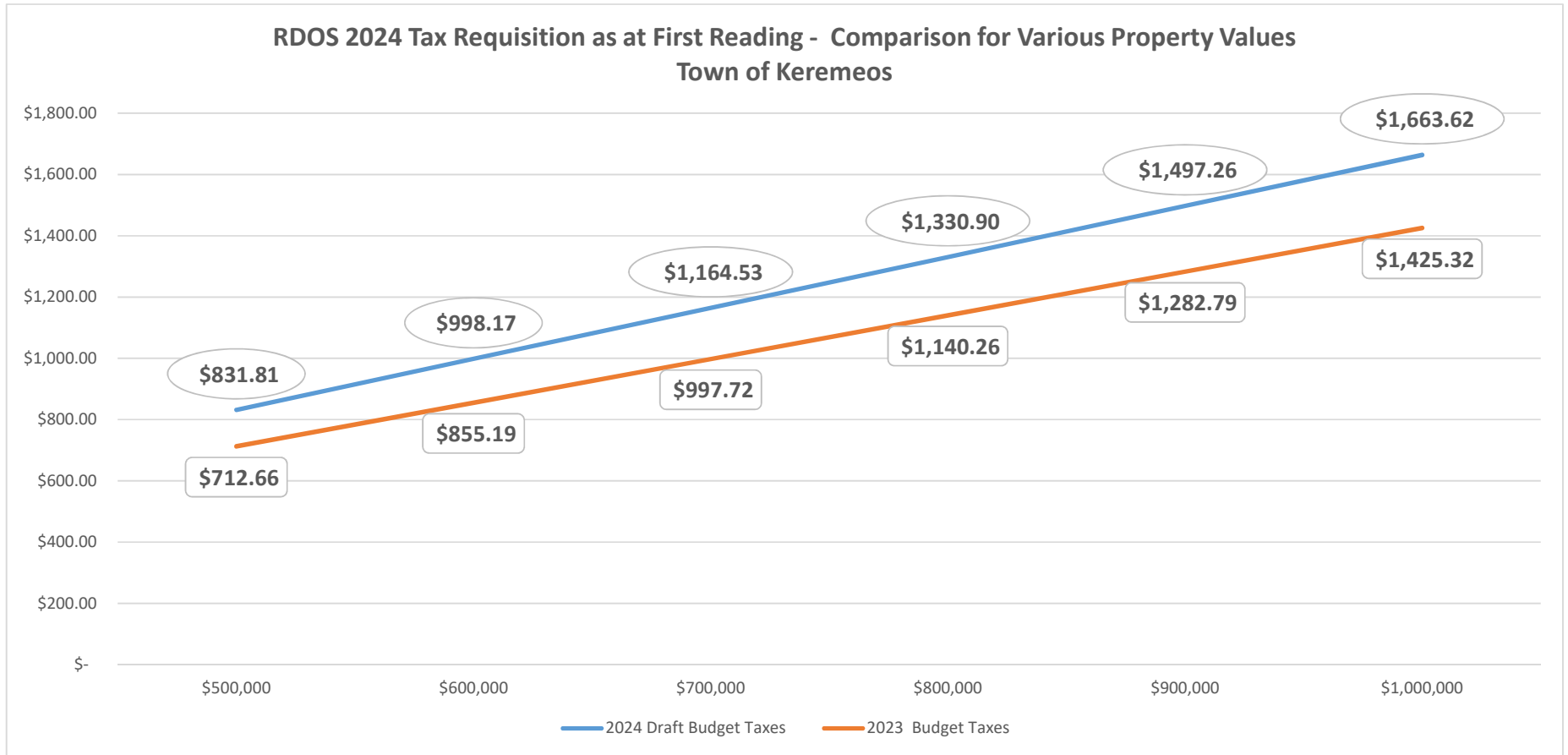
### RDOS 2024 Tax Requisition as at First Reading - Comparison for Various Property Values Town of Oliver



**RDOS 2024 Tax Requisition as at First Reading - Comparison for Various Property Values  
Town of Osoyoos**

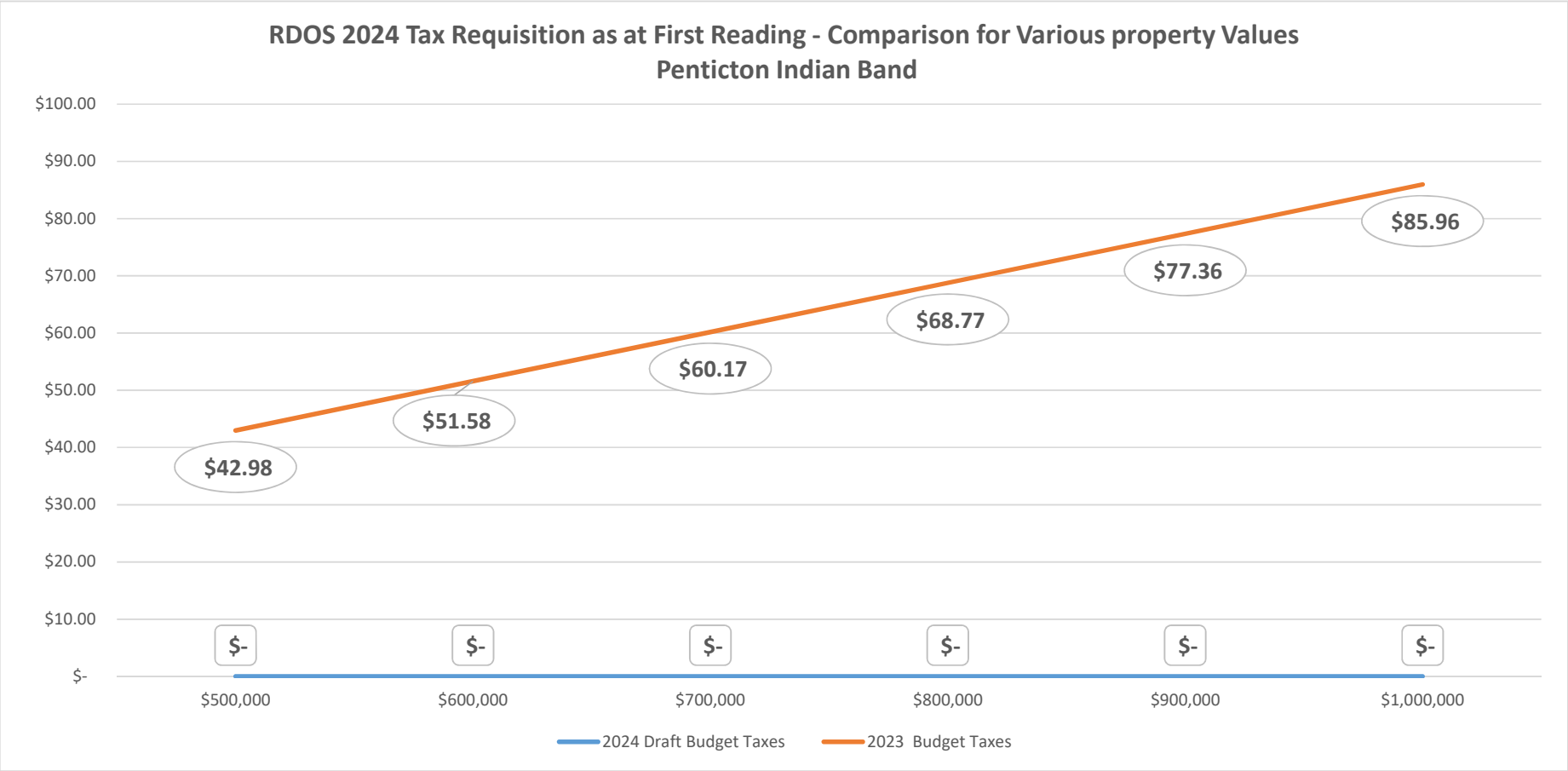


### RDOS 2024 Tax Requisition as at First Reading - Comparison for Various Property Values Town of Keremeos

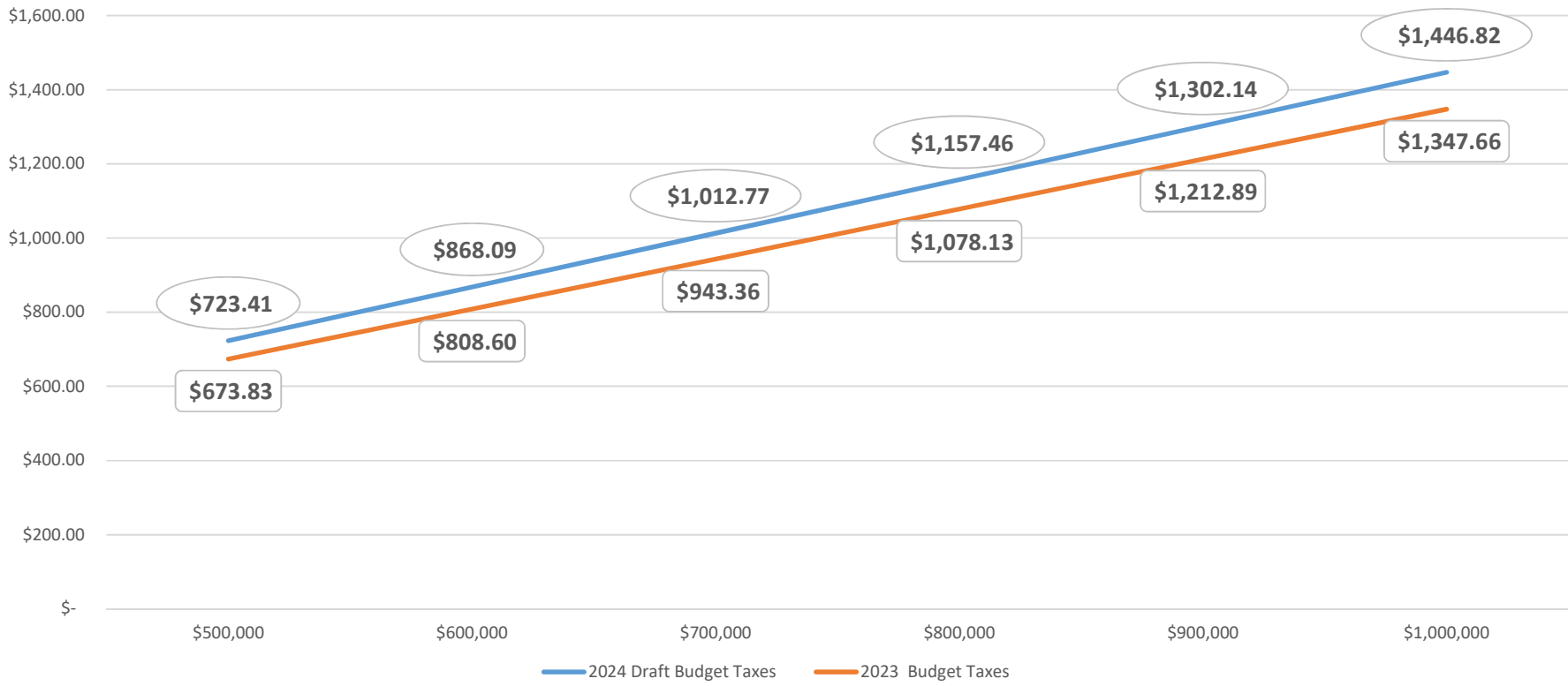




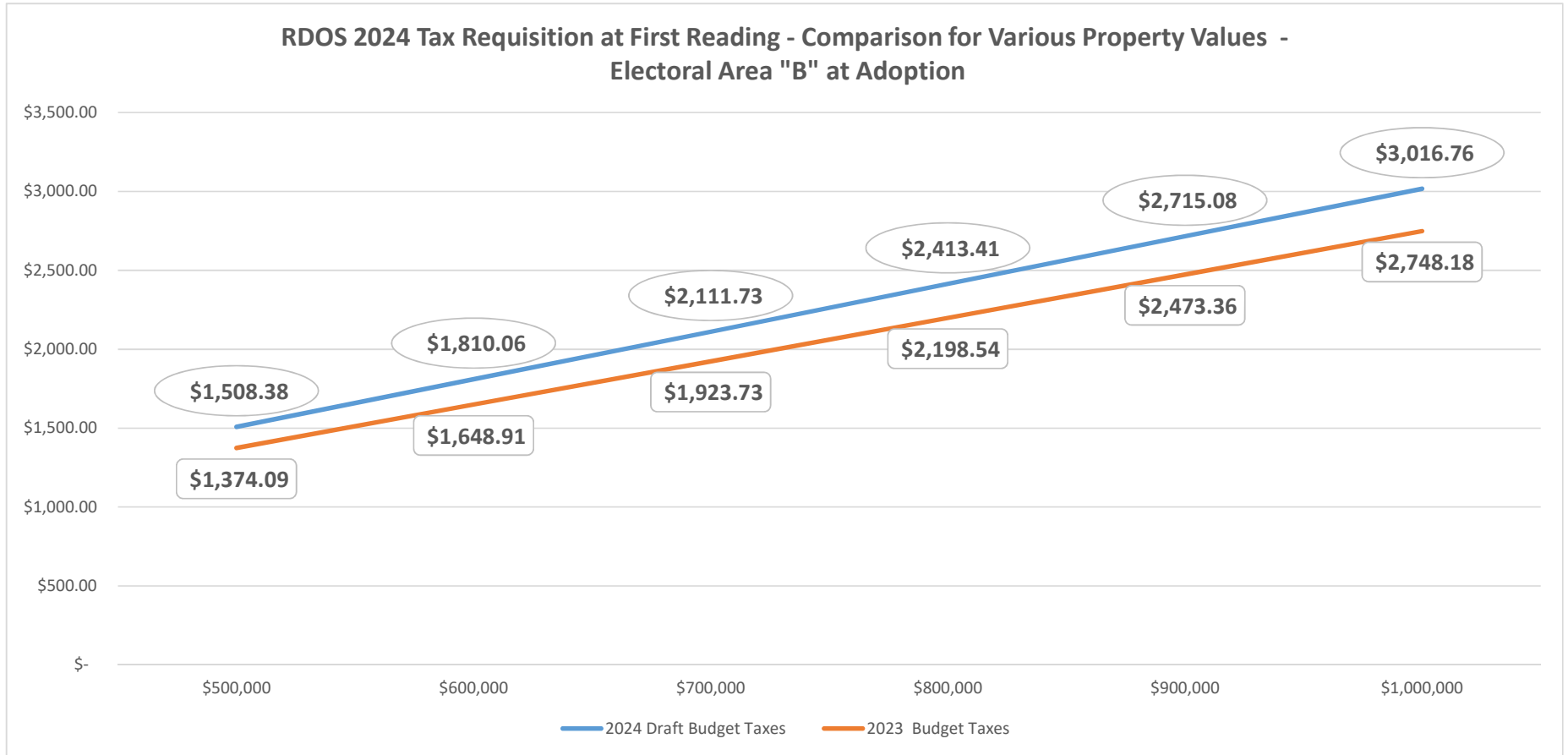
**RDOS 2024 Tax Requisition as at First Reading - Comparison for Various property Values  
Penticton Indian Band**



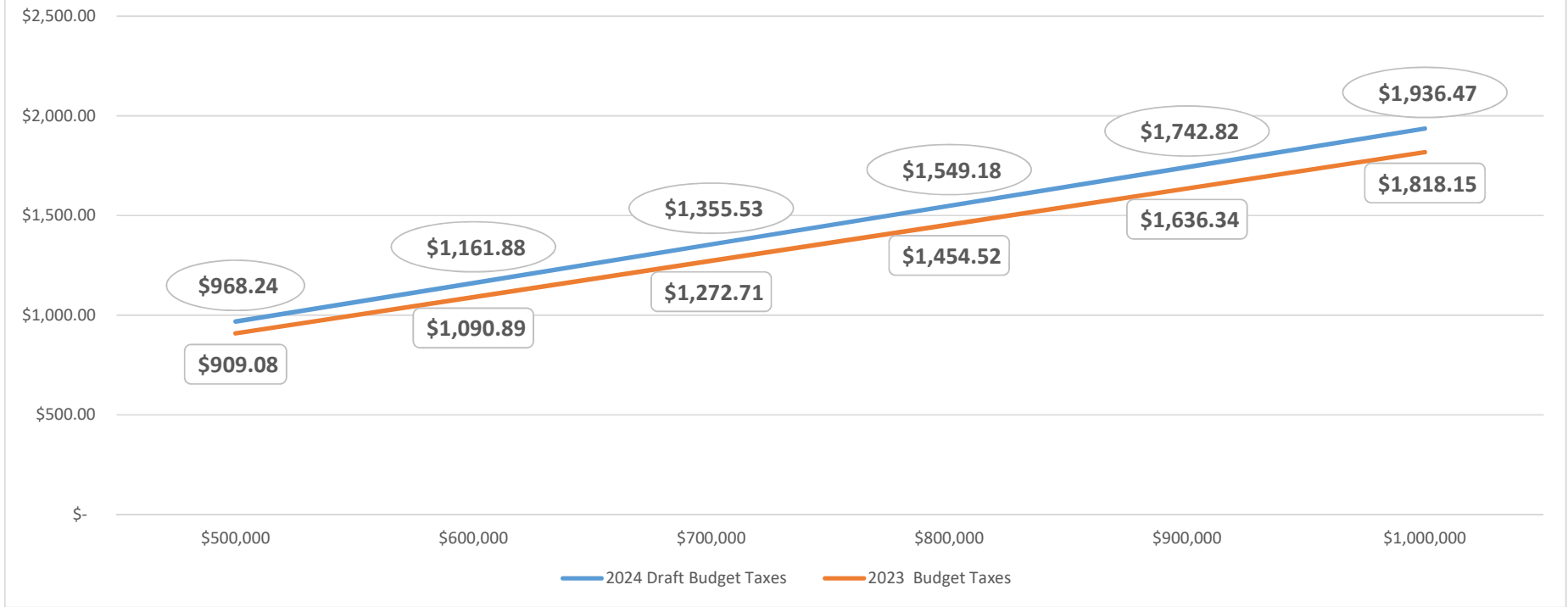
**RDOS 2024 Tax Requisition at First Reading - Comparison for Various Property Values -  
Electoral Area "A" at Adoption**



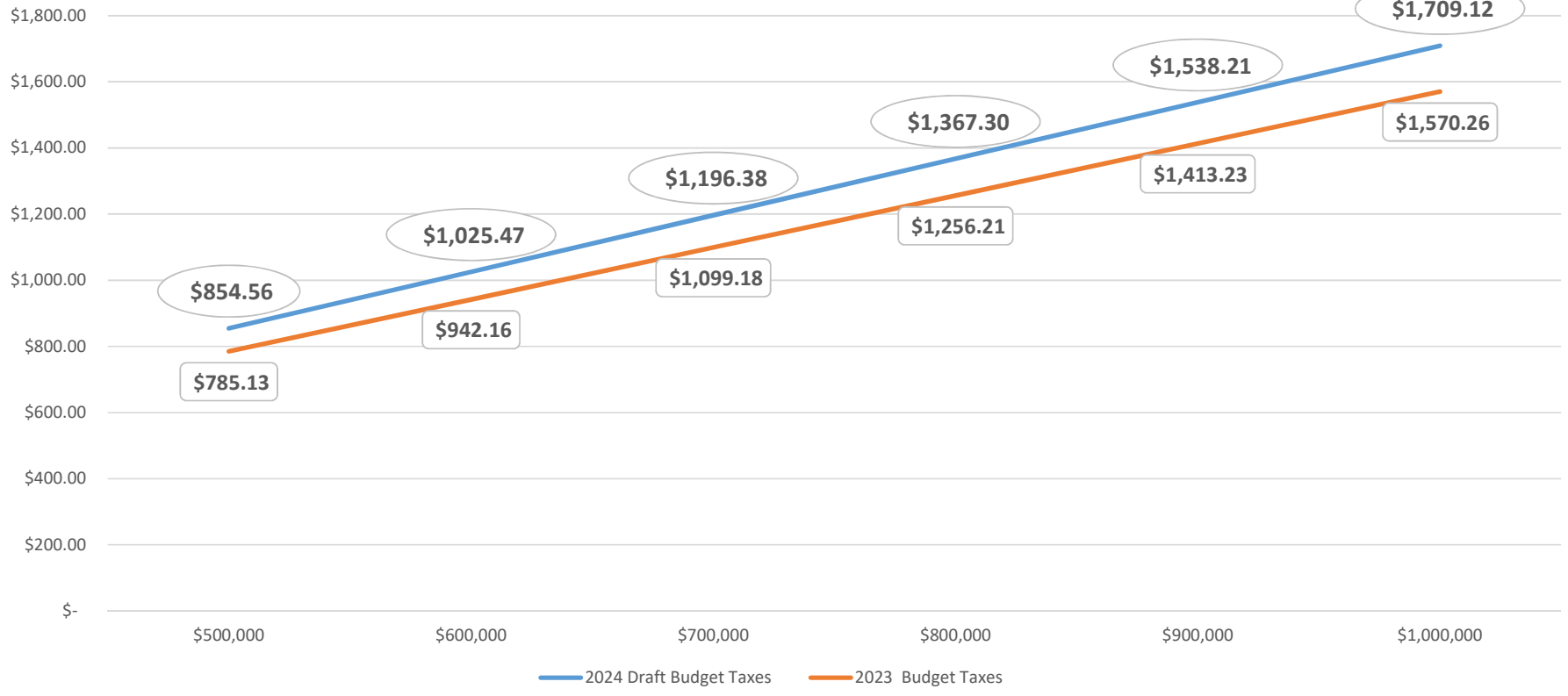
**RDOS 2024 Tax Requisition at First Reading - Comparison for Various Property Values -  
Electoral Area "B" at Adoption**



**RDOS 2024 Tax Requisition as at First Reading - Comparison for Various Property Values - Electoral Area "C" at Adoption**

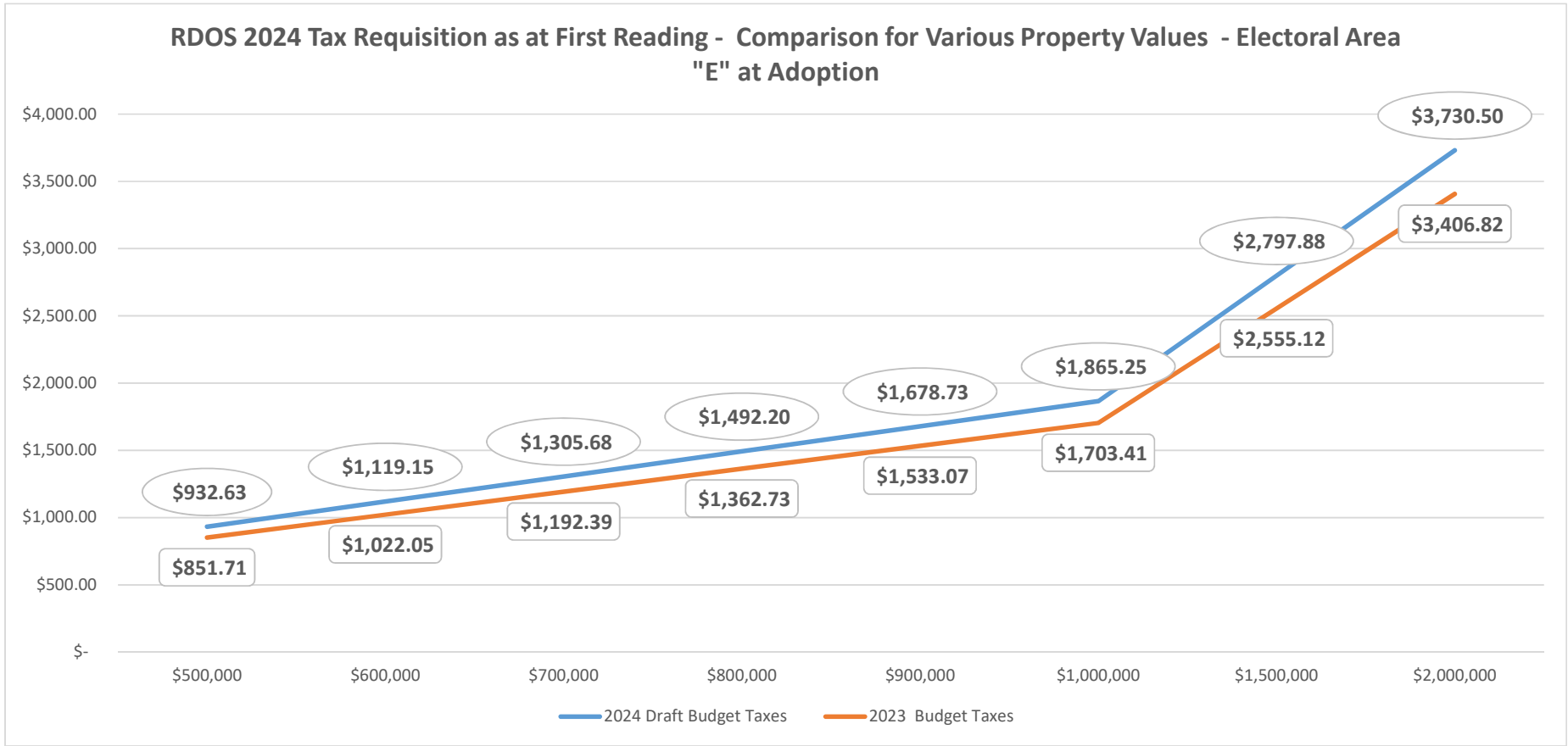


**RDOS 2024 Tax Requisition as at First Reading - Comparison for Various Property Values  
Electoral Area "D" at Adoption**

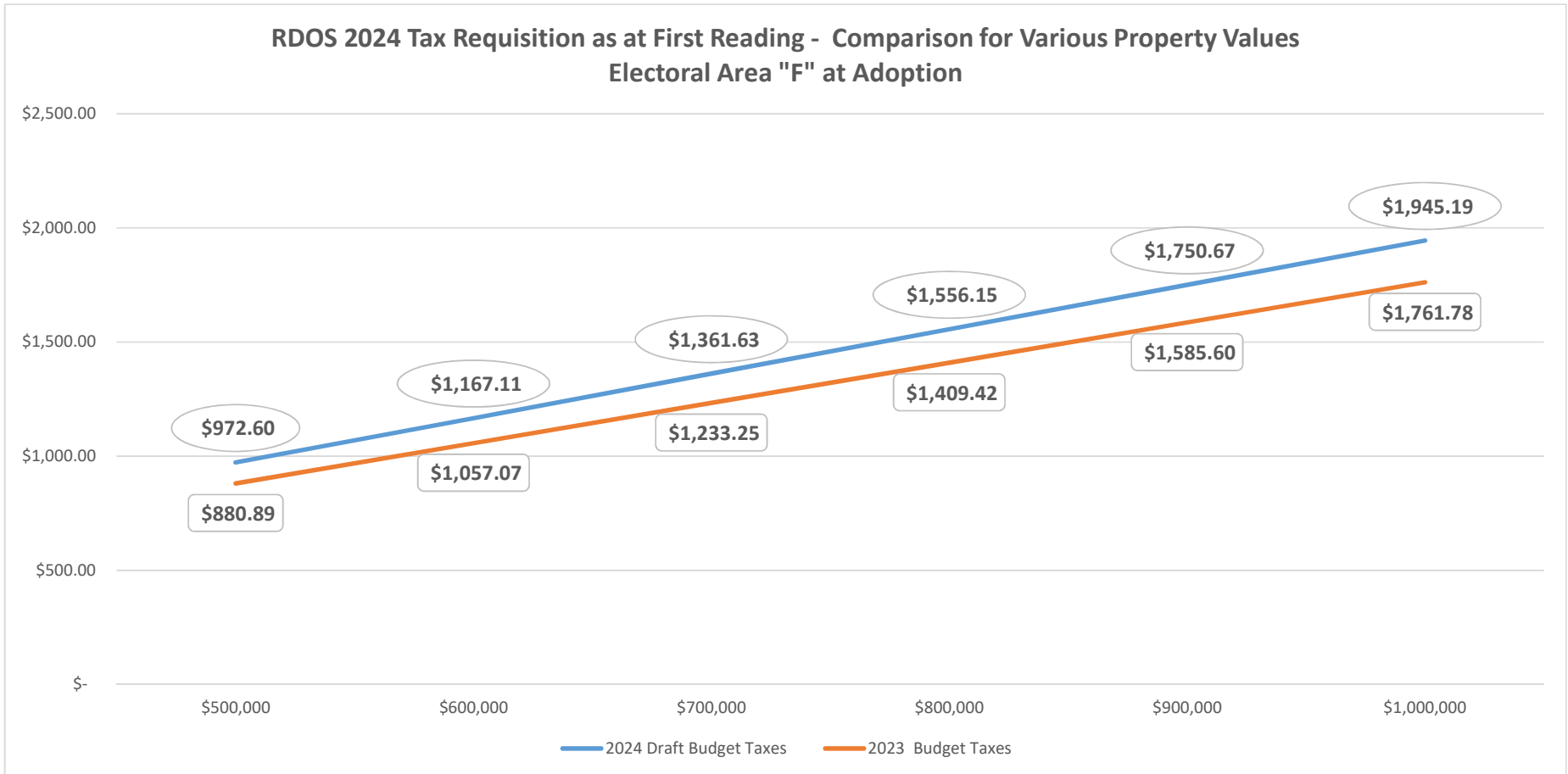




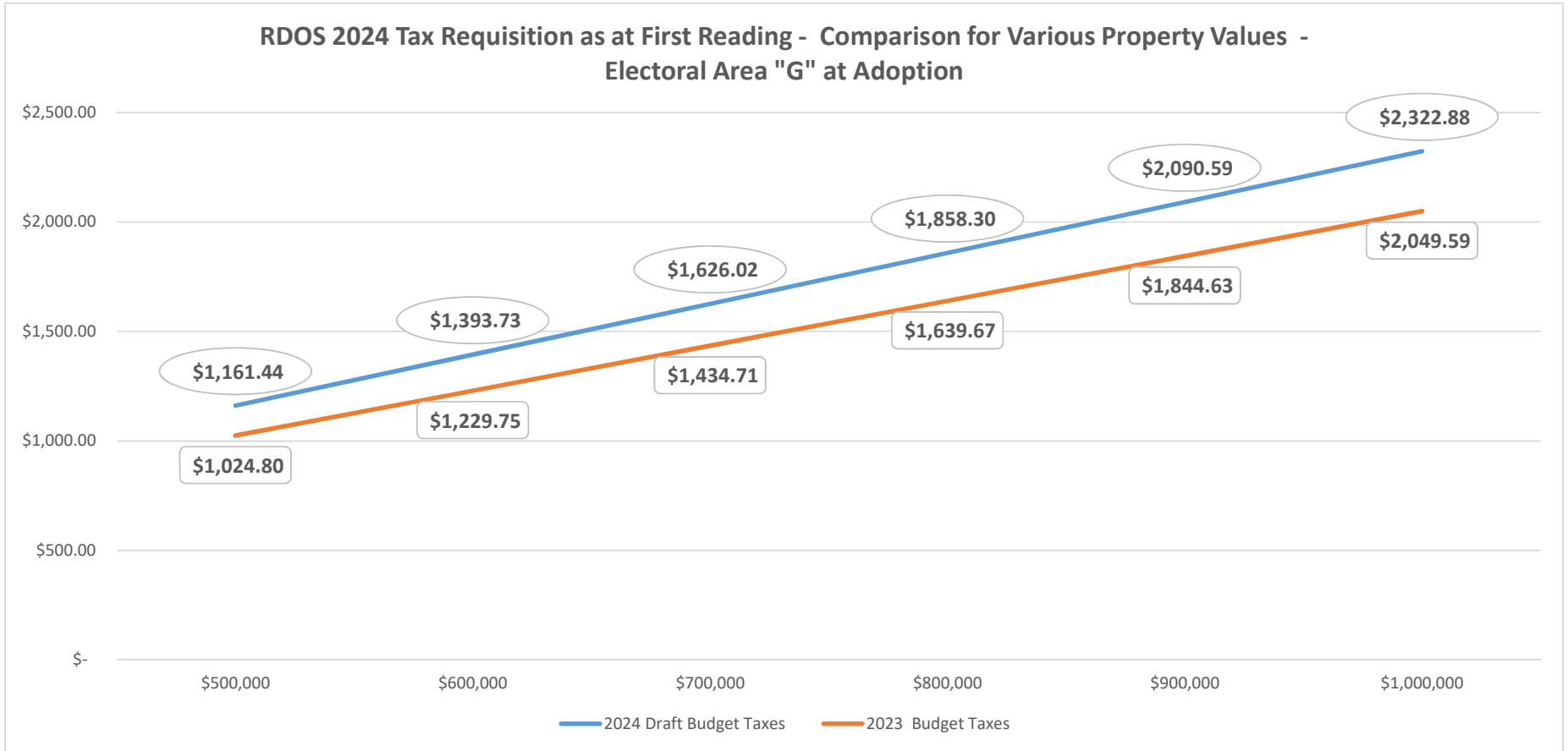
**RDOS 2024 Tax Requisition as at First Reading - Comparison for Various Property Values - Electoral Area "E" at Adoption**



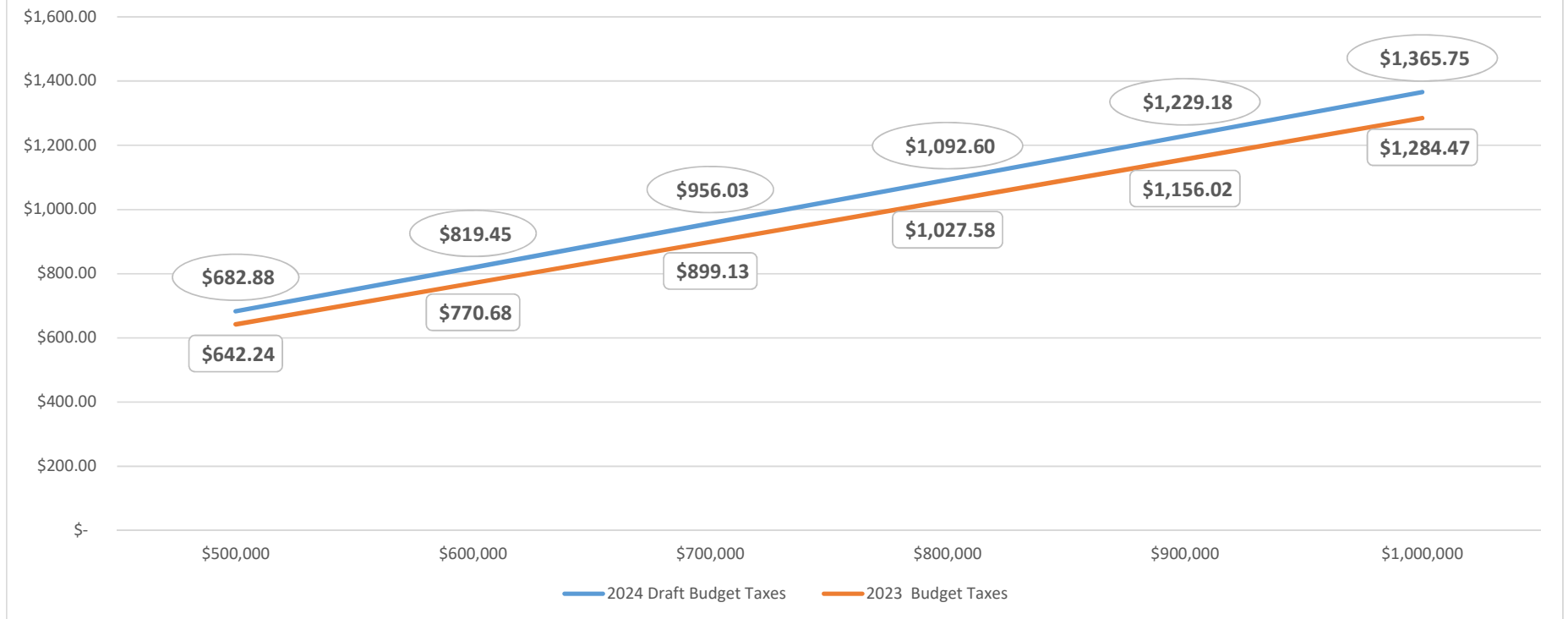
**RDOS 2024 Tax Requisition as at First Reading - Comparison for Various Property Values  
Electoral Area "F" at Adoption**



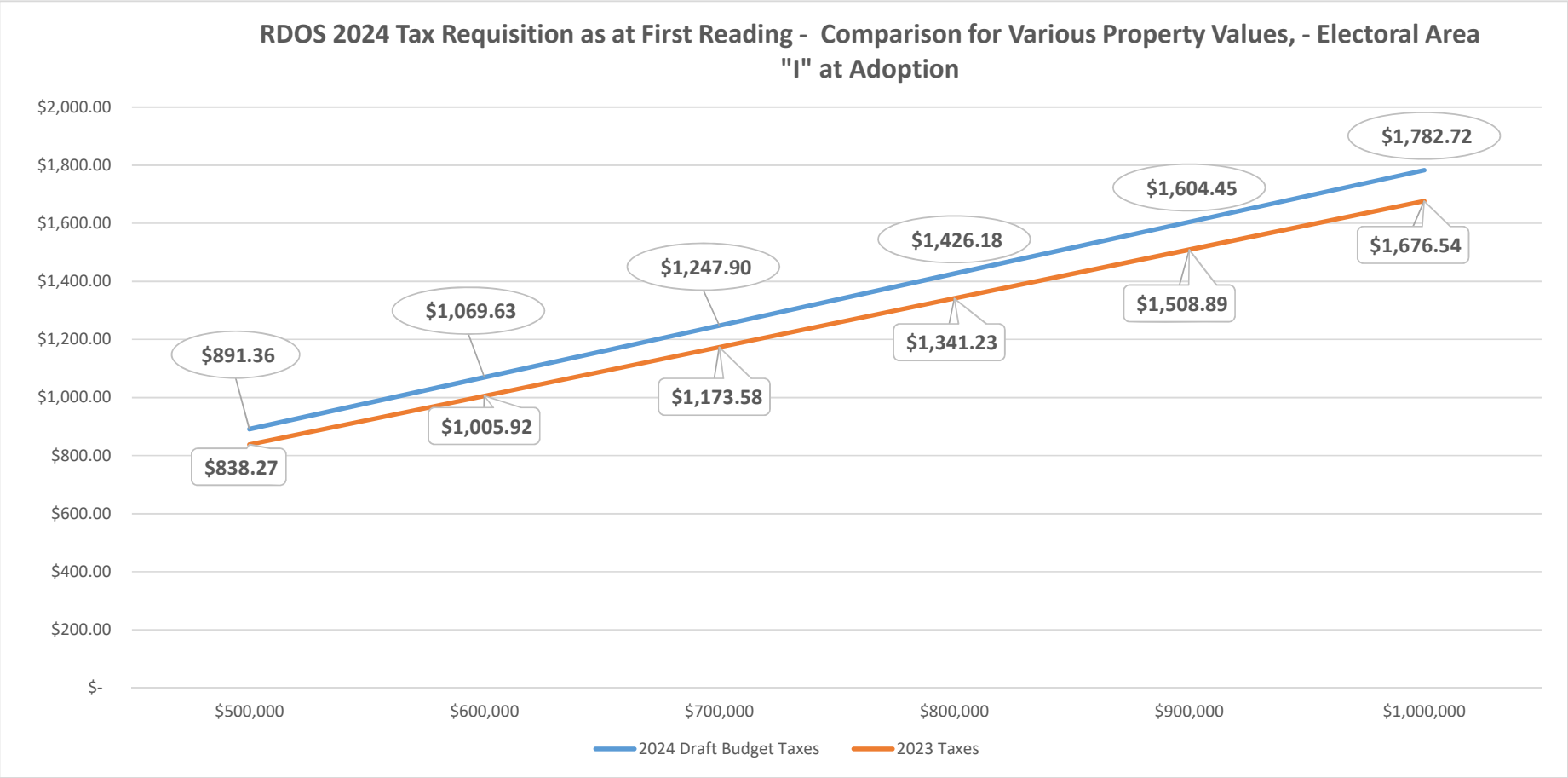
**RDOS 2024 Tax Requisition as at First Reading - Comparison for Various Property Values -  
Electoral Area "G" at Adoption**



**RDOS 2024 Tax Requisition as at First Reading - Comparison for Various Property Values  
Electoral Area "H" at Adoption**



**RDOS 2024 Tax Requisition as at First Reading - Comparison for Various Property Values, - Electoral Area "I" at Adoption**

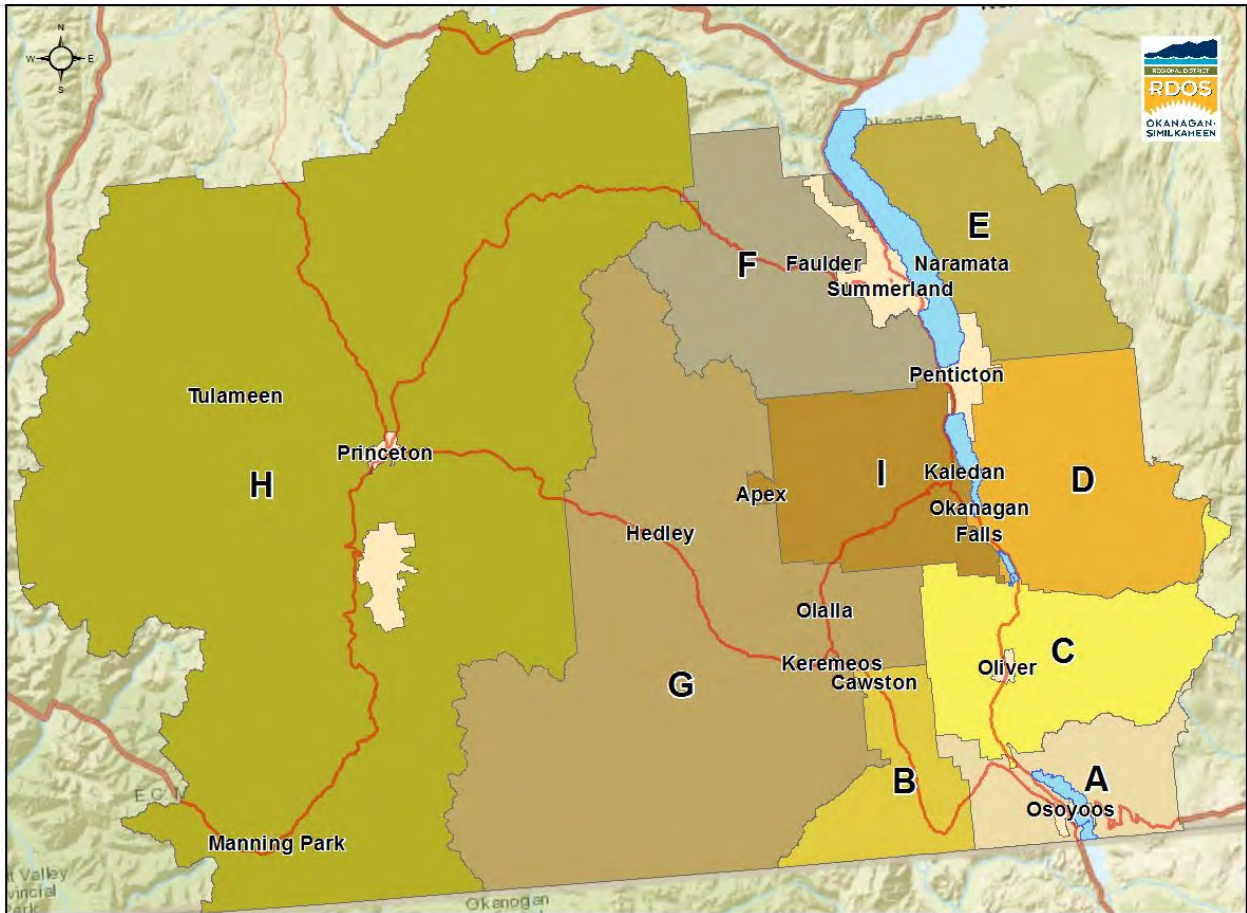




# Regional District of Okanagan-Similkameen

## 2024-2028 Schedule D

### Operating Financial Plan







**Regional District of Okanagan-Similkameen  
2024-2028 Operational Financial Plan  
GENERAL GOVERNMENT - 0100**

SLP, 1966 - No Tax Limit

		2023 Budget	2024 Budget	2025 Budget	2026 Budget	2027 Budget	2028 Budget
<b>No Tax Limit</b>		<b>No Tax Limit</b>	<b>No Tax Limit</b>	<b>No Tax Limit</b>	<b>No Tax Limit</b>	<b>No Tax Limit</b>	<b>No Tax Limit</b>
<b>Revenue</b>		<b>7.05%</b>	<b>36.51%</b>	<b>9.93%</b>	<b>3.21%</b>	<b>2.85%</b>	<b>2.85%</b>
TAX REQUISITION		1,612,212	2,200,765	2,419,219	2,496,980	2,568,023	2,641,328
GRANT IN LIEU OF TAXES		5,101	5,101	5,101	5,101	5,101	5,101
RECOVERIES - FOI			400	400	400	400	400
INTEREST INCOME		128,533	-	-	-	-	-
TRANSFER FROM OPERATIONAL RESERVE		57,000	80,000	80,000	80,000	80,000	80,000
MISCELLANEOUS REVENUE		10,201	5,000	5,000	5,000	5,000	5,000
PRIOR YEARS SURPLUS		349,206	-	-	-	-	-
<b>Total Revenue</b>		<b>\$ 2,162,253</b>	<b>\$ 2,291,266</b>	<b>\$ 2,509,720</b>	<b>\$ 2,587,481</b>	<b>\$ 2,658,524</b>	<b>\$ 2,731,829</b>
<b>Expense</b>							
SALARIES & WAGES		1,031,527	1,156,722	1,194,003	1,232,557	1,272,320	1,313,491
NEW FTE AS AUTHORIZED BY THE BOARD SALARIES & WAGES		29,722	256,687	412,739	421,252	429,942	438,820
SALARIES & WAGES - CRIME STOPPERS		92,000	92,500	92,500	92,500	92,500	92,500
HONORARIUMS - DIRECTORS		377,235	416,000	426,060	437,060	447,987	459,186
HONORARIUMS - CHAIRMAN		42,768	44,710	46,275	47,894	49,571	51,306
HONORARIUMS - VICE CHAIRMAN		7,993	8,177	8,463	8,759	9,065	9,383
<b>ADMINISTRATION CHARGE</b>		<b>99,666</b>	<b>133,732</b>	<b>146,987</b>	<b>151,015</b>	<b>155,226</b>	<b>159,570</b>
EDUCATION & TRAINING			1,200	1,242	1,285	1,330	1,377
INSURANCE - PROPERTY		4,467	6,500	6,728	6,963	7,207	7,459
INSURANCE - LIABILITY		31,181	42,000	43,470	44,991	46,566	48,196
SUPPLIES - BOARD DINNERS		25,000	27,000	27,945	28,923	29,935	30,983
ASSET MANAGEMENT SOFTWARE			33,238	34,568	34,568	35,951	37,389
TRAVEL - STAFF		10,302	12,000	12,360	12,731	13,113	13,506
TRAVEL - UBCM & OMMA CONVENTION			-	-	-	-	-
TRAVEL - BOARD		15,453	16,000	16,480	16,974	17,484	18,008
BOARD STAFF RECOGNITION			10,000	10,300	10,609	10,927	11,255
INTERNAL DEBT PRINCIPAL & INTEREST (SYR RESERVE BORROWING)			9,800	19,600	29,400	29,400	29,400
TRANSFER FROM OPERATIONAL RESERVE		349,206	-	-	-	-	-
TRANSFER TO DEPOSIT ACCOUNT		10,302	10,000	10,000	10,000	10,000	10,000
REGIONAL GRANT IN AID - Ha Ha Ha Kidz Fest		5,000	-	-	-	-	-
REGIONAL GRANT IN AID - Okanagan Similkameen Conservation Alliance		3,500	-	-	-	-	-
REGIONAL GRANT IN AID - South Okanagan Immigrant and Community Services		3,500	-	-	-	-	-
REGIONAL GRANT IN AID - Community Wellness Circle							
REGIONAL GRANT IN AID - Peach City Community Radio Society		5,250	-	-	-	-	-
REGIONAL GRANT IN AID - DB Foundation for Health Research			5,000	-	-	-	-
CARBON MITIGATION EXPENSE		6,181	-	-	-	-	-
SAFETY TRACKING - VEHICLES		12,000	-	-	-	-	-
<b>Total Expenses</b>		<b>\$ 2,162,253</b>	<b>\$ 2,291,266</b>	<b>\$ 2,509,720</b>	<b>\$ 2,587,481</b>	<b>\$ 2,658,524</b>	<b>\$ 2,731,829</b>



**Regional District of Okanagan-Similkameen  
2024-2028 Operational Financial Plan  
HUMAN RESOURCES - 0120**

		2023 Budget	2024 Budget	2025 Budget	2026 Budget	2027 Budget	2028 Budget
<b>Recoveries</b>		<b>Recoveries</b>	<b>Recoveries</b>	<b>Recoveries</b>	<b>Recoveries</b>	<b>Recoveries</b>	<b>Recoveries</b>
	<b>Revenue</b>	1.07%	2.02%	2.00%	2.00%	2.00%	2.00%
RECOVERIES		168,632	172,034	175,475	178,983	182,564	186,217
TRAINING RECOVERABLE FROM DEPARTMENTS		23,990	36,186	36,910	37,647	38,402	39,169
TRANSFER FROM OPERATIONAL RESRVES		12,196	36,186	-	-	-	-
<b>Total Revenue</b>		<b>\$ 204,818</b>	<b>\$ 244,406</b>	<b>\$ 212,385</b>	<b>\$ 216,630</b>	<b>\$ 220,966</b>	<b>\$ 225,386</b>
	<b>Expense</b>						
CONSULTANTS		12,000	12,360	12,607	12,859	13,116	13,379
SAFETY TRAINING & EQUIPMENT		28,560	28,600	29,172	29,755	30,351	30,958
LABOUR RELATIONS		37,128	38,242	39,007	39,787	40,583	41,395
EDUCATION & TRAINING		34,665	35,705	36,419	37,147	37,890	38,648
CONSOLIDATED EDUCATION/STAFF RETENTION			36,186	36,910	37,647	38,402	39,169
CONSOLIDATED EDUCATION/STAFF RETENTION CF			36,186	-	-	-	-
EDUCATION/STAFF RETENTION LEG. SERVICE		3,058	-	-	-	-	-
EDUCATION/STAFF RETENTION FINANCE		4,170	-	-	-	-	-
EDUCATION/STAFF RETENTION COMM SERVICE		6,624	-	-	-	-	-
EDUCATION/STAFF RETENTION HR		1,432	-	-	-	-	-
EDUCATION/STAFF RETENTION BES		4,140	-	-	-	-	-
EDUCATION/STAFF RETENTION PUBLIC SEV.		4,443	-	-	-	-	-
EDUCATION/STAFF RETENTION ES		2,079	-	-	-	-	-
EDUCATION/STAFF RETENTION OPS		7,330	-	-	-	-	-
EDUCATION/STAFF RETENTION IS		2,910	-	-	-	-	-
SOFTWARE		16,279	16,767	17,103	17,445	17,794	18,150
LEGAL FEES		25,000	25,000	25,500	26,010	26,530	27,061
ADVERTISING		12,000	12,360	12,607	12,859	13,116	13,379
TRAVEL/LEASING		3,000	3,000	3,060	3,121	3,184	3,247
<b>Total Expenses</b>		<b>\$ 204,818</b>	<b>\$ 244,406</b>	<b>\$ 212,385</b>	<b>\$ 216,630</b>	<b>\$ 220,966</b>	<b>\$ 225,386</b>



**Regional District of Okanagan-Similkameen  
2024-2028 Operational Financial Plan  
LEGISLATIVE SERVICES - 0130**

		2023 Budget	2024 Budget	2025 Budget	2026 Budget	2027 Budget	2028 Budget
<b>Recoveries</b>		<b>Recoveries</b>	<b>Recoveries</b>	<b>Recoveries</b>	<b>Recoveries</b>	<b>Recoveries</b>	<b>Recoveries</b>
	<b>Revenue</b>	1.25%	-0.78%	62.01%	-27.43%	3.50%	3.50%
RECOVERIES		312,230	309,800	501,900	364,217	376,965	390,158
TRANSFER FROM OPERATIONAL RESERVES		157,977	30,000	-	-	-	-
TRANSFER FROM OPERATIONAL RESERVES CF			10,200				
PRIOR YEARS SURPLUS		60,000	40,200	-	-	-	-
<b>Total Revenue</b>		<b>\$ 530,207</b>	<b>\$ 390,200</b>	<b>\$ 501,900</b>	<b>\$ 364,217</b>	<b>\$ 376,965</b>	<b>\$ 390,158</b>
	<b>Expense</b>						
CONSULTANTS		78,831	40,000	51,750	53,561	55,436	57,376
<b>CONSULTANTS CF</b>			<b>30,000</b>				
CONTRACT SERVICES		95,200	40,000	41,400	42,849	44,349	45,901
WEBSITE REDESIGN		-	-	150,000	-	-	-
EDUCATION & TRAINING		25,495	35,000	36,225	37,493	38,805	40,163
BOARD TRAINING		10,200		10,350	10,712	11,087	11,475
<b>BOARD TRAINING CF</b>			<b>10,200</b>				
LEGAL FEES		65,471	50,000	51,750	53,561	55,436	57,376
SUPPLIES		109,000	100,000	103,500	107,123	110,872	114,753
SUPPLIES - OTHER		17,190	-	-	-	-	-
ADVERTISING		21,260	20,000	20,700	21,425	22,175	22,951
COMMUNICATIONS & SUPPLIES		37,440	30,000	31,050	32,137	33,262	34,426
TRAVEL - STAFF		10,120	5,000	5,175	5,356	5,543	5,737
TRANSFER TO OPERATIONAL RESERVES		60,000	30,000	-	-	-	-
<b>Total Expenses</b>		<b>\$ 530,207</b>	<b>\$ 390,200</b>	<b>\$ 501,900</b>	<b>\$ 364,217</b>	<b>\$ 376,965</b>	<b>\$ 390,158</b>



**Regional District of Okanagan-Similkameen  
2024-2028 Operational Financial Plan  
FINANCE - 0150**

		2023 Budget	2024 Budget	2025 Budget	2026 Budget	2027 Budget	2028 Budget
<b>Recoveries</b>							
	<b>Revenue</b>	<b>Recoveries</b>	<b>Recoveries</b>	<b>Recoveries</b>	<b>Recoveries</b>	<b>Recoveries</b>	<b>Recoveries</b>
		1.68%	14.09%	4.46%	4.47%	4.47%	4.48%
RECOVERIES		163,710	186,779	195,107	203,820	212,938	222,479
MISCELLANEOUS REVENUE		10,200	-	-	-	-	-
<b>Total Revenue</b>		<b>\$ 173,910</b>	<b>\$ 186,779</b>	<b>\$ 195,107</b>	<b>\$ 203,820</b>	<b>\$ 212,938</b>	<b>\$ 222,479</b>
	<b>Expense</b>						
EQUIPMENT MAINTENANCE - COMPUTER		38,760	30,000	31,050	32,137	33,262	34,426
CONSULTANTS		3,060	3,200	3,280	3,362	3,446	3,532
AGREEMENTS - AUDIT		58,140	77,000	80,850	84,893	89,137	93,594
EDUCATION & TRAINING		14,280	14,994	15,744	16,531	17,358	18,226
EQUIPMENT		15,300	15,300	15,683	16,075	16,476	16,888
SUPPLIES		510	535	562	590	620	651
TRAVEL - STAFF		4,080	4,000	4,100	4,203	4,308	4,415
BANK CHARGES & INTEREST		39,780	41,750	43,838	46,029	48,331	50,747
<b>Total Expenses</b>		<b>\$ 173,910</b>	<b>\$ 186,779</b>	<b>\$ 195,107</b>	<b>\$ 203,820</b>	<b>\$ 212,938</b>	<b>\$ 222,479</b>



**Regional District of Okanagan-Similkameen  
2024-2028 Operational Financial Plan  
CORPORATE FACILITIES - 0160**

		2023 Budget	2024 Budget	2025 Budget	2026 Budget	2027 Budget	2028 Budget
<b>Recoveries</b>		<b>Recoveries</b>	<b>Recoveries</b>	<b>Recoveries</b>	<b>Recoveries</b>	<b>Recoveries</b>	<b>Recoveries</b>
	<b>Revenue</b>	2.27%	28.30%	10.54%	2.99%	2.99%	2.99%
RECOVERIES		371,000	475,981	526,167	541,887	558,069	574,767
COVID FUNDS RENTAL OF 176 MAIN ST. & BOARD ROOM / HVAC UPGRADES		51,520	51,250	51,250	-	-	-
<b>Total Revenue</b>		<b>\$ 422,520</b>	<b>\$ 527,231</b>	<b>\$ 577,417</b>	<b>\$ 541,887</b>	<b>\$ 558,069</b>	<b>\$ 574,767</b>
	<b>Expense</b>						
SALARIES & WAGES		10,781	63,606	65,580	67,624	69,717	71,890
NEW FTE AS AUTHORIZED BY THE BOARD SALARIES & WAGES		14,114	49,618	86,234	87,941	89,682	91,459
IT SUPPORT COSTS		5,600	5,768	5,941	6,119	6,303	6,492
BUILDING		64,000	69,000	71,208	73,486	75,837	78,263
CAPITAL COVID FUNDED CAPITAL PROJECTS & LEASE		51,250	51,250	51,250	-	-	-
CONTRACT SERVICES		74,125	76,723	79,180	81,713	84,326	87,025
EQUIPMENT		44,818	46,385	47,867	49,401	50,982	52,617
FACILITY IMPROVEMENTS		15,000	17,050	17,596	18,159	18,740	19,340
SUPPLIES		15,581	16,126	16,642	17,175	17,725	18,292
TRAVEL - STAFF		2,040	2,111	2,179	2,249	2,321	2,395
UTILITIES		64,711	66,976	69,118	71,330	73,612	75,968
TRANSFER TO CAPITAL RESERVE		60,000	62,100	64,087	66,138	68,254	70,438
TRANSFER TO OPERATING RESERVE		500	518	535	552	570	588
<b>Total Expenses</b>		<b>\$ 422,520</b>	<b>\$ 527,231</b>	<b>\$ 577,417</b>	<b>\$ 541,887</b>	<b>\$ 558,069</b>	<b>\$ 574,767</b>



**Regional District of Okanagan-Similkameen  
2024-2028 Operational Financial Plan  
INVASIVE SPECIES (formerly noxious weeds) - 0200**

BL 2065.02, 2021 - Maximum Levy

		2023 Budget	2024 Budget	2025 Budget	2026 Budget	2027 Budget	2028 Budget
<b>\$</b>		<b>68,750</b>					
<b>Revenue</b>							
		<b>REVIEW SOON</b>	<b>REVIEW REQUIRED</b>	<b>REVIEW REQUIRED</b>	<b>REVIEW REQUIRED</b>	<b>REVIEW REQUIRED</b>	<b>REVIEW REQUIRED</b>
		4.87%	34.96%	3.42%	3.43%	3.42%	3.42%
TAX REQUISITION		66,360	89,562	92,622	95,797	99,073	102,465
GRANT IN LIEU OF TAXES		93	96	100	103	107	110
TRANSFER FROM OPERATIONAL RESERVES		22,003	-	-	-	-	-
PROVINCIAL GRANTS		12,000	12,420	12,855	13,305	13,770	14,252
<b>Total Revenue</b>		<b>\$ 100,456</b>	<b>\$ 102,078</b>	<b>\$ 105,577</b>	<b>\$ 109,205</b>	<b>\$ 112,950</b>	<b>\$ 116,827</b>
<b>Expense</b>							
SALARIES & WAGES		12,117	13,490	13,892	14,312	14,739	15,182
SALARIES & WAGES		-	-	-	-	-	-
ADMINISTRATION CHARGE		3,339	3,718	3,845	3,978	4,114	4,255
CONSULTANTS		50,000	51,750	53,561	55,436	57,376	59,384
CONSULTANTS - ABATEMENT PROGRAM		32,000	33,120	34,279	35,479	36,721	38,006
TRANSFER TO OPERATING RESERVE		3,000	-	-	-	-	-
<b>Total Expenses</b>		<b>\$ 100,456</b>	<b>\$ 102,078</b>	<b>\$ 105,577</b>	<b>\$ 109,205</b>	<b>\$ 112,950</b>	<b>\$ 116,827</b>





**Regional District of Okanagan-Similkameen  
2024-2028 Operational Financial Plan  
ELECTORAL AREA ADMINISTRATION - 0300**

SLP, 1966 - No Tax Limit

	2023 Budget	2024 Budget	2025 Budget	2026 Budget	2027 Budget	2028 Budget
<b>No Tax Limit</b>	<b>No Tax Limit</b>	<b>No Tax Limit</b>	<b>No Tax Limit</b>	<b>No Tax Limit</b>	<b>No Tax Limit</b>	<b>No Tax Limit</b>
<b>Revenue</b>	<b>16.41%</b>	<b>-2.41%</b>	<b>3.37%</b>	<b>3.39%</b>	<b>3.38%</b>	<b>3.38%</b>
TAX REQUISITION - ALL AREAS	2,667,222	2,602,949	2,690,603	2,781,939	2,875,877	2,973,078
GRANT IN LIEU OF TAXES	5,100	5,100	5,100	5,100	5,100	5,100
GRANTS	-	-	-	-	-	-
SEARCH FEES	-	5,000	5,100	5,202	5,306	5,412
TRANSFER FROM OPERATIONAL RESERVES	-	-	-	-	-	-
TRANSFER FROM RURAL AREA FEASIBILITY FUND	-	-	-	-	-	-
PROVINCIAL GRANTS	150,000	50,000	-	-	-	-
MISCELLANEOUS REVENUE	168,300	165,000	165,000	165,000	165,000	165,000
RECOVERABLE HERITAGE HILLS SEWER	80,000	150,000	-	-	-	-
RECOVERABLE HERITAGE HILLS WATER	-	20,000	-	-	-	-
HR SERVICES REVENUE	-	20,000	-	-	-	-
PRIOR YEARS SURPLUS	14,454	-	-	-	-	-
<b>Total Revenue</b>	<b>\$ 3,085,076</b>	<b>\$ 3,018,049</b>	<b>\$ 2,865,803</b>	<b>\$ 2,957,241</b>	<b>\$ 3,051,283</b>	<b>\$ 3,148,590</b>
<b>Expense</b>						
SALARIES & WAGES	2,351,382	2,513,167	2,594,408	2,678,319	2,764,827	2,854,354
NEW FTE AS AUTHORIZED BY THE BOARD SALARIES & WAGES	171,817	(178,157)	(161,837)	(166,920)	(172,366)	(177,981)
HONORARIUMS - DIRECTORS	181,000	186,430	192,023	197,784	203,717	209,829
ADMINISTRATION CHARGES	171,123	175,609	169,549	174,968	180,542	186,309
MEMBERSHIP & DUES	19,000	22,000	22,660	23,340	24,040	24,761
SPECIAL PROJECTS - AREA D - SKAHA ESTATES	-	200,000	-	-	-	-
SPECIAL PROJECTS - ELECTIONS	-	25,000	25,000	25,750	26,523	27,318
HERITAGE HILLS SEWER STUDY CF	150,000	50,000	-	-	-	-
VEHICLE DEPRECIATION	5,000	5,000	5,000	5,000	5,000	5,000
EQUIPMENT	7,000	7,000	7,000	7,000	7,000	7,000
LEGAL FEES	2,500	2,500	2,500	2,500	2,500	2,500
SUPPLIES	300	-	-	-	-	-
UTILITIES - TELEPHONE	10,000	6,000	6,000	6,000	6,000	6,000
TRANSFER TO OPERATIONAL RESERVE	14,454	-	-	-	-	-
CONTINGENCY	1,500	1,500	1,500	1,500	1,500	1,500
OTHER EXPENSES - MISCELLANEOUS	-	2,000	2,000	2,000	2,000	2,000
<b>Total Expenses</b>	<b>\$ 3,085,076</b>	<b>\$ 3,018,049</b>	<b>\$ 2,865,803</b>	<b>\$ 2,957,241</b>	<b>\$ 3,051,283</b>	<b>\$ 3,148,590</b>



**Regional District of Okanagan-Similkameen  
2024-2028 Operational Financial Plan  
ELECTORAL AREA "A" - RURAL PROJECTS - 0310**

SLP, 1966 - No Tax Limit

		2023 Budget	2024 Budget	2025 Budget	2026 Budget	2027 Budget	2028 Budget
<b>No Tax Limit</b>		<b>No Tax Limit</b>	<b>No Tax Limit</b>	<b>No Tax Limit</b>	<b>No Tax Limit</b>	<b>No Tax Limit</b>	<b>No Tax Limit</b>
<b>Revenue</b>		<b>1.80%</b>	<b>-64.94%</b>	<b>347.10%</b>	<b>2.31%</b>	<b>2.51%</b>	<b>2.07%</b>
TAX REQUISITION		7,906	2,772	12,392	12,679	12,997	13,267
TRANSFER FROM OPERATIONAL RESERVE		-	9,350	-	-	-	-
PRIOR YEARS SURPLUS		37,461	-	-	-	-	-
<b>Total Revenue</b>		<b>\$ 45,367</b>	<b>\$ 12,122</b>	<b>\$ 12,392</b>	<b>\$ 12,679</b>	<b>\$ 12,997</b>	<b>\$ 13,267</b>
<b>Expense</b>							
SALARIES & WAGES		10,339	9,511	9,811	10,123	10,443	10,774
SALARIES & WAGES			(5,037)	(5,188)	(5,344)	(5,505)	(5,669)
<b>ADMINISTRATION CHARGES</b>		<b>1,321</b>	<b>434</b>	<b>443</b>	<b>454</b>	<b>465</b>	<b>475</b>
RURAL PROJECT - GOOSE CONTROL		525	533	544	555	566	577
INSURANCE - LIABILITY		67	68	69	70	71	80
TRAVEL - UBCM & OMMA CONVENTION		6,305	6,400	6,496	6,600	6,732	6,800
TRANSFER TO RESERVES RE INTEREST		210	213	217	221	225	230
TRANSFER TO OPERATING RESERVE		6,600	-	-	-	-	-
CONTINGENCY		20,000	-	-	-	-	-
<b>Total Expenses</b>		<b>\$ 45,367</b>	<b>\$ 12,122</b>	<b>\$ 12,392</b>	<b>\$ 12,679</b>	<b>\$ 12,997</b>	<b>\$ 13,267</b>



**Regional District of Okanagan-Similkameen  
2024-2028 Operational Financial Plan  
ELECTORAL AREA "B" - RURAL PROJECTS - 0320**

SLP, 1966 - No Tax Limit

		2023 Budget	2024 Budget	2025 Budget	2026 Budget	2027 Budget	2028 Budget
<b>No Tax Limit</b>		<b>No Tax Limit</b>	<b>No Tax Limit</b>	<b>No Tax Limit</b>	<b>No Tax Limit</b>	<b>No Tax Limit</b>	<b>No Tax Limit</b>
	<b>Revenue</b>	<b>-30.78%</b>	<b>14.97%</b>	<b>46.08%</b>	<b>1.48%</b>	<b>2.51%</b>	<b>2.41%</b>
	TAX REQUISITION	4,927	5,664	8,274	8,397	8,608	8,815
	TRANSFER FROM OPERATIONAL RESERVE	2,500	2,500	-	-	-	-
	PRIOR YEARS SURPLUS	7,061	-	-	-	-	-
	<b>Total Revenue</b>	<b>\$ 14,488</b>	<b>\$ 8,164</b>	<b>\$ 8,274</b>	<b>\$ 8,397</b>	<b>\$ 8,608</b>	<b>\$ 8,815</b>
	<b>Expense</b>						
	SALARIES & WAGES	5,621	6,099	6,298	6,504	6,716	6,936
	SALARIES & WAGES		(3,924)	(4,042)	(4,163)	(4,287)	(4,417)
	<b>ADMINISTRATION CHARGES</b>	<b>400</b>	<b>297</b>	<b>301</b>	<b>306</b>	<b>314</b>	<b>321</b>
	INSURANCE - LIABILITY	93	94	96	100	102	105
	ADVERTISING - PUBLIC EDUCATION	525	533	541	550	561	570
	TRAVEL - UBCM & OMMA CONVENTION	1,049	1,065	1,080	1,100	1,122	1,200
	TRANSFER TO OPERATING RESERVE	2,800	-	-	-	-	-
	CONTINGENCY	4,000	4,000	4,000	4,000	4,080	4,100
	<b>Total Expenses</b>	<b>\$ 14,488</b>	<b>\$ 8,164</b>	<b>\$ 8,274</b>	<b>\$ 8,397</b>	<b>\$ 8,608</b>	<b>\$ 8,815</b>



**Regional District of Okanagan-Similkameen  
2024-2028 Operational Financial Plan  
ELECTORAL AREA "C" - RURAL PROJECTS - 0330**

SLP, 1966 - No Tax Limit

		2023 Budget	2024 Budget	2025 Budget	2026 Budget	2027 Budget	2028 Budget
<b>No Tax Limit</b>							
	<b>Revenue</b>	<b>No Tax Limit</b>	<b>No Tax Limit</b>	<b>No Tax Limit</b>	<b>No Tax Limit</b>	<b>No Tax Limit</b>	<b>No Tax Limit</b>
		3.11%	69.19%	0.00%	4.68%	2.66%	2.90%
TAX REQUISITION		24,064	40,714	40,716	42,620	43,754	45,024
TRANSFER FROM OPERATING RESERVE		909	-	927	-	-	-
PRIOR YEARS SURPLUS		5,048	-	-	-	-	-
<b>Total Revenue</b>		<b>\$ 30,021</b>	<b>\$ 40,714</b>	<b>\$ 41,643</b>	<b>\$ 42,620</b>	<b>\$ 43,754</b>	<b>\$ 45,024</b>
	<b>Expense</b>						
SALARIES & WAGES		6,095	6,099	6,298	6,504	6,716	6,936
SALARIES & WAGES			19,574	20,161	20,766	21,390	22,031
<b>ADMINISTRATION CHARGES</b>		<b>924</b>	<b>1,483</b>	<b>1,517</b>	<b>1,552</b>	<b>1,594</b>	<b>1,640</b>
RURAL PROJECT - GOOSE CONTROL		525	533	544	555	566	577
INSURANCE - LIABILITY		124	125	127	130	133	150
ADVERTISING - PUBLIC EDUCATION		1,051	1,067	1,083	1,100	1,122	1,200
TRAVEL - UBCM & OMMA CONVENTION		10,500	5,500	5,500	5,500	5,610	5,700
TRANSFER TO OPERATING RESERVE		3,048	-	-	-	-	-
CONTINGENCY		5,254	5,333	5,413	5,513	5,623	5,750
FAIRVIEW HERITAGE TOWN SITE SOCIETY		1,500	-	-	-	-	-
VASSEUX LAKE CLEAN UP SOCIETY		1,000	1,000	1,000	1,000	1,000	1,040
<b>Total Expenses</b>		<b>\$ 30,021</b>	<b>\$ 40,714</b>	<b>\$ 41,643</b>	<b>\$ 42,620</b>	<b>\$ 43,754</b>	<b>\$ 45,024</b>



**Regional District of Okanagan-Similkameen  
2024-2028 Operational Financial Plan  
ELECTORAL AREA "D" - RURAL PROJECTS - 0340**

SLP, 1966 - No Tax Limit

		2023 Budget	2024 Budget	2025 Budget	2026 Budget	2027 Budget	2028 Budget
<b>No Tax Limit</b>		<b>No Tax Limit</b>	<b>No Tax Limit</b>	<b>No Tax Limit</b>	<b>No Tax Limit</b>	<b>No Tax Limit</b>	<b>No Tax Limit</b>
	<b>Revenue</b>	<b>22.82%</b>	<b>33.03%</b>	<b>-9.09%</b>	<b>3.07%</b>	<b>3.10%</b>	<b>3.00%</b>
	TAX REQUISITION	35,033	46,605	42,370	43,670	45,025	46,375
	TRANSFER FROM OPERATIONAL RESERVE (GOVERNANCE STUDY)	33,900	159,433	-	-	-	-
	PRIOR YEARS SURPLUS	4,750	159,433	-	-	-	-
	<b>Total Revenue</b>	<b>\$ 73,683</b>	<b>\$ 365,471</b>	<b>\$ 42,370</b>	<b>\$ 43,670</b>	<b>\$ 45,025</b>	<b>\$ 46,375</b>
	<b>Expense</b>						
	SPECIAL PROJECTS - WAGES	8,920	35,300	36,475	37,693	38,948	40,248
	NEW FTE AS AUTHORIZED BY THE BOARD SALARIES & WAGES	-	(3,959)	(3,527)	(3,632)	(3,741)	(3,854)
	<b>ADMINISTRATION CHARGES</b>	<b>2,361</b>	<b>7,505</b>	<b>1,543</b>	<b>1,591</b>	<b>1,640</b>	<b>1,689</b>
	RURAL PROJECT - GOOSE CONTROL	525	533	544	555	566	577
	INSURANCE - LIABILITY	802	814	826	850	867	900
	SUPPLIES	12	12	13	13	13	15
	TRAVEL - UBCM & OMMA CONVENTION	6,305	6,400	6,496	6,600	6,732	6,800
	TRANSFER TO OPERATING RESERVE	4,758	159,433	-	-	-	-
	<b>GOVERNANCE STUDY</b>	<b>50,000</b>	<b>159,433</b>	<b>-</b>	<b>-</b>	<b>-</b>	<b>-</b>
	<b>Total Expenses</b>	<b>\$ 73,683</b>	<b>\$ 365,471</b>	<b>\$ 42,370</b>	<b>\$ 43,670</b>	<b>\$ 45,025</b>	<b>\$ 46,375</b>



**Regional District of Okanagan-Similkameen  
2024-2028 Operational Financial Plan  
ELECTORAL AREA "I" - RURAL PROJECTS - 0350**

SLP, 1966 - No Tax Limit

		2023 Budget	2024 Budget	2025 Budget	2026 Budget	2027 Budget	2028 Budget
<b>No Tax Limit</b>		<b>No Tax Limit</b>	<b>No Tax Limit</b>	<b>No Tax Limit</b>	<b>No Tax Limit</b>	<b>No Tax Limit</b>	<b>No Tax Limit</b>
	<b>Revenue</b>	<b>-13.35%</b>	<b>6.64%</b>	<b>1.93%</b>	<b>2.13%</b>	<b>2.31%</b>	<b>1.10%</b>
	TAX REQUISITION	34,439	36,726	37,436	38,235	39,117	39,547
	PRIOR YEARS SURPLUS	9,300	-	-	-	-	-
	<b>Total Revenue</b>	<b>\$ 43,739</b>	<b>\$ 36,726</b>	<b>\$ 37,436</b>	<b>\$ 38,235</b>	<b>\$ 39,117</b>	<b>\$ 39,547</b>
	<b>Expense</b>						
	SALARIES & WAGES	7,317	8,812	9,092	9,383	9,681	9,989
	SALARIES & WAGES		240	247	255	263	270
	<b>ADMINISTRATION CHARGES</b>	<b>1,180</b>	<b>1,338</b>	<b>1,364</b>	<b>1,393</b>	<b>1,425</b>	<b>1,440</b>
	INSURANCE - LIABILITY	40	41	41	43	44	48
	TRAVEL - UBCM & OMMA CONVENTION	6,305	6,400	6,496	6,600	6,732	6,800
	TRANSFER TO OPERATING RESERVE	9,300	-	-	-	-	-
	CONTINGENCY	19,597	19,895	20,196	20,561	20,972	21,000
	<b>Total Expenses</b>	<b>\$ 43,739</b>	<b>\$ 36,726</b>	<b>\$ 37,436</b>	<b>\$ 38,235</b>	<b>\$ 39,117</b>	<b>\$ 39,547</b>



**Regional District of Okanagan-Similkameen  
2024-2028 Operational Financial Plan  
ELECTORAL AREA "E" - RURAL PROJECTS - 0360**

SLP, 1966 - No Tax Limit

		2023 Budget	2024 Budget	2025 Budget	2026 Budget	2027 Budget	2028 Budget
<b>No Tax Limit</b>		<b>No Tax Limit</b>	<b>No Tax Limit</b>	<b>No Tax Limit</b>	<b>No Tax Limit</b>	<b>No Tax Limit</b>	<b>No Tax Limit</b>
	<b>Revenue</b>	<b>-10.62%</b>	<b>-13.63%</b>	<b>4.02%</b>	<b>2.72%</b>	<b>2.60%</b>	<b>2.67%</b>
	TAX REQUISITION	65,381	56,470	58,743	60,343	61,911	63,565
	TRANSFER FROM OPERATING RESERVE	14,954	-	-	-	-	-
	MISC. REVENUE	5,000	5,000	5,000	5,000	5,100	5,100
	PRIOR YEARS SURPLUS	12,900	-	-	-	-	-
	<b>Total Revenue</b>	<b>\$ 98,235</b>	<b>\$ 61,470</b>	<b>\$ 63,743</b>	<b>\$ 65,343</b>	<b>\$ 67,011</b>	<b>\$ 68,665</b>
	<b>Expense</b>						
	SALARIES & WAGES	54,147	73,104	75,391	77,763	80,196	82,709
	NEW FTE AS AUTHORIZED BY THE BOARD SALARIES & WAGES	-	(31,804)	(32,022)	(32,983)	(33,972)	(34,992)
	<b>ADMINISTRATION CHARGES</b>	<b>2,853</b>	<b>2,239</b>	<b>2,322</b>	<b>2,380</b>	<b>2,441</b>	<b>2,501</b>
	CONTRACT SERVICES - LWMP	7,613	-	-	-	-	-
	RURAL PROJECT - GOOSE CONTROL	-	533	544	555	566	577
	INSURANCE - LIABILITY	688	699	709	720	734	750
	MISCELLANEOUS SUPPLIES	294	299	303	308	314	320
	TRAVEL - UBCM & OMMA CONVENTION	6,305	6,400	6,496	6,600	6,732	6,800
	TRANSFER TO OPERATIONAL RESERVE	14,954	-	-	-	-	-
	CONTINGENCY	11,381	10,000	10,000	10,000	10,000	10,000
	<b>Total Expenses</b>	<b>\$ 98,235</b>	<b>\$ 61,470</b>	<b>\$ 63,743</b>	<b>\$ 65,343</b>	<b>\$ 67,011</b>	<b>\$ 68,665</b>





**Regional District of Okanagan-Similkameen  
2024-2028 Operational Financial Plan  
ELECTORAL AREA "F" - RURAL PROJECTS - 0370**

SLP, 1966 - No Tax Limit

		2023 Budget	2024 Budget	2025 Budget	2026 Budget	2027 Budget	2028 Budget
<b>No Tax Limit</b>							
	<b>Revenue</b>	<b>No Tax Limit</b>	<b>No Tax Limit</b>	<b>No Tax Limit</b>	<b>No Tax Limit</b>	<b>No Tax Limit</b>	<b>No Tax Limit</b>
		-21.64%	3.09%	-9.00%	1.95%	1.99%	1.29%
TAX REQUISITION		38,316	39,502	35,946	36,647	37,375	37,856
MISCELLANEOUS REVENUE		3,600	-	-	-	-	-
PRIOR YEARS SURPLUS		3,055	-	-	-	-	-
<b>Total Revenue</b>		<b>\$ 44,971</b>	<b>\$ 39,502</b>	<b>\$ 35,946</b>	<b>\$ 36,647</b>	<b>\$ 37,375</b>	<b>\$ 37,856</b>
	<b>Expense</b>						
SALARIES & WAGES		27,993	12,853	13,271	13,708	14,152	14,615
NEW FTE AS AUTHORIZED BY THE BOARD SALARIES & WAGES		(10,552)	(5,037)	(5,188)	(5,344)	(5,504)	(5,669)
<b>ADMINISTRATION CHARGES</b>		<b>1,436</b>	<b>1,439</b>	<b>1,309</b>	<b>1,335</b>	<b>1,361</b>	<b>1,379</b>
SPECIAL PROJECT - INVASIVE TREE REMOVAL			-	-	-	-	-
RURAL PROJECT - GOOSE CONTROL		525	533	544	555	566	577
INSURANCE - LIABILITY		115	117	119	121	123	150
SUPPLIES		212	215	218	222	226	234
ADVERTISING - PUBLIC EDUCATION		525	533	541	550	561	570
TRAVEL - UBCM & OMMA CONVENTION		3,091	10,000	6,000	6,000	6,000	6,000
TRANSFER TO OPERATING RESERVE		3,055	-	-	-	-	-
CONTINGENCY		18,571	18,849	19,132	19,500	19,890	20,000
<b>Total Expenses</b>		<b>\$ 44,971</b>	<b>\$ 39,502</b>	<b>\$ 35,946</b>	<b>\$ 36,647</b>	<b>\$ 37,375</b>	<b>\$ 37,856</b>



**Regional District of Okanagan-Similkameen  
2024-2028 Operational Financial Plan  
ELECTORAL AREA "G" - RURAL PROJECTS - 0380**

SLP, 1966 - No Tax Limit

		2023 Budget	2024 Budget	2025 Budget	2026 Budget	2027 Budget	2028 Budget
<b>No Tax Limit</b>		<b>No Tax Limit</b>	<b>No Tax Limit</b>	<b>No Tax Limit</b>	<b>No Tax Limit</b>	<b>No Tax Limit</b>	<b>No Tax Limit</b>
	<b>Revenue</b>	<b>-21.69%</b>	<b>-4.29%</b>	<b>7.33%</b>	<b>1.13%</b>	<b>1.35%</b>	<b>0.84%</b>
TAX REQUISITION		24,656	23,598	25,328	25,615	25,961	26,179
TRANSFER FROM OPERATING RESERVE		3,000	-	-	-	-	-
MISCELLENOUS REVENUE		400	400	400	400	408	408
PRIOR YEARS SURPLUS		18,100	-	-	-	-	-
<b>Total Revenue</b>		<b>\$ 46,156</b>	<b>\$ 23,998</b>	<b>\$ 25,728</b>	<b>\$ 26,015</b>	<b>\$ 26,369</b>	<b>\$ 26,587</b>
	<b>Expense</b>						
SALARIES & WAGES		6,928	6,272	6,476	6,688	6,905	7,130
NEW FTE AS AUTHORIZED BY THE BOARD SALARIES & WAGES		-	(4,097)	(4,220)	(4,347)	(4,477)	(4,611)
<b>ADMINISTRATION CHARGES</b>		<b>961</b>	<b>874</b>	<b>937</b>	<b>948</b>	<b>960</b>	<b>968</b>
RURAL PROJECT - EDUCATION AND COMMUNICATIONS		5,151	5,228	5,307	5,380	5,488	5,500
INSURANCE - LIABILITY		162	164	167	171	174	180
MISCELLENEOUS SUPPLIES		24	24	24	25	26	30
ADVERTISING - PUBLIC EDUCATION		525	533	541	550	561	590
TRAVEL - UBCM & OMMA CONVENTION		4,305	5,000	6,496	6,600	6,732	6,800
TRANSFER TO OPERATING RESERVE		18,100	-	-	-	-	-
CONTINGENCY		10,000	10,000	10,000	10,000	10,000	10,000
<b>Total Expenses</b>		<b>\$ 46,156</b>	<b>\$ 23,998</b>	<b>\$ 25,728</b>	<b>\$ 26,015</b>	<b>\$ 26,369</b>	<b>\$ 26,587</b>



**Regional District of Okanagan-Similkameen  
2024-2028 Operational Financial Plan  
ELECTORAL AREA "H" - RURAL PROJECTS - 0390**

SLP, 1966 - No Tax Limit

		2023 Budget	2024 Budget	2025 Budget	2026 Budget	2027 Budget	2028 Budget
<b>No Tax Limit</b>		<b>No Tax Limit</b>	<b>No Tax Limit</b>	<b>No Tax Limit</b>	<b>No Tax Limit</b>	<b>No Tax Limit</b>	<b>No Tax Limit</b>
	<b>Revenue</b>	<b>-11.47%</b>	<b>-12.21%</b>	<b>4.16%</b>	<b>12.43%</b>	<b>2.53%</b>	<b>1.80%</b>
	TAX REQUISITION	53,835	47,262	49,229	55,351	56,752	57,775
	TRANSFER FROM OPERATING RESERVE	4,900	4,900	4,900	-	-	-
	MISCELLENOUS REVENUE	2,000	2,000	2,000	2,000	2,040	2,060
	PRIOR YEARS SURPLUS	41,000	-	-	-	-	-
	<b>Total Revenue</b>	<b>\$ 101,735</b>	<b>\$ 54,162</b>	<b>\$ 56,129</b>	<b>\$ 57,351</b>	<b>\$ 58,792</b>	<b>\$ 59,835</b>
	<b>Expense</b>						
	SALARIES & WAGES	30,860	25,444	26,227	27,038	27,871	28,733
	NEW FTE AS AUTHORIZED BY THE BOARD SALARIES & WAGES	-	(1,467)	(775)	(799)	(823)	(847)
	<b>ADMINISTRATION CHARGES</b>	<b>2,081</b>	<b>1,973</b>	<b>2,044</b>	<b>2,089</b>	<b>2,141</b>	<b>2,179</b>
	INSURANCE - LIABILITY	241	245	248	250	255	270
	MISCELLENOUS SUPPLIES	118	120	121	123	125	130
	ADVERTISING - PUBLIC EDUCATION	525	533	541	550	561	570
	TRAVEL - UBCM & OMMA CONVENTION	6,305	6,400	6,496	6,600	6,732	6,800
	TRANSFER TO OPERATING RESERVE	41,000	-	-	-	-	-
	CONTINGENCY	20,605	20,914	21,227	21,500	21,930	22,000
	<b>Total Expenses</b>	<b>\$ 101,735</b>	<b>\$ 54,162</b>	<b>\$ 56,129</b>	<b>\$ 57,351</b>	<b>\$ 58,792</b>	<b>\$ 59,835</b>



**Regional District of Okanagan-Similkameen  
2024-2028 Operational Financial Plan  
911 EMERGENCY CALL SYSTEM - 0400**

BI 1095 & 1096 - No Tax Limit

		2023 Budget	2024 Budget	2025 Budget	2026 Budget	2027 Budget	2028 Budget
<b>No Tax Limit</b>		<b>No Tax Limit</b>	<b>No Tax Limit</b>	<b>No Tax Limit</b>	<b>No Tax Limit</b>	<b>No Tax Limit</b>	<b>No Tax Limit</b>
	<b>Revenue</b>	<b>10.27%</b>	<b>19.71%</b>	<b>2.74%</b>	<b>2.75%</b>	<b>2.77%</b>	<b>-9.81%</b>
	TAX REQUISITION	1,089,450	1,304,207	1,340,007	1,376,887	1,414,981	1,276,188
	GRANT IN LIEU OF TAXES	1,880	1,899	1,918	2,000	2,050	2,100
	PRIOR YEARS SURPLUS	21,550	17,466	-	-	-	-
	<b>Total Revenue</b>	<b>\$ 1,112,880</b>	<b>\$ 1,323,572</b>	<b>\$ 1,341,925</b>	<b>\$ 1,378,887</b>	<b>\$ 1,417,031</b>	<b>\$ 1,278,288</b>
	<b>Expense</b>						
	SALARIES & WAGES	105,466	107,629	111,257	115,002	118,876	122,887
	SALARIES & WAGES		18,772	19,341	19,928	20,526	21,142
	ADMINISTRATION CHARGES	31,343	37,439	38,627	39,853	41,118	42,424
	SITE & RADIO MAINTENANCE - ANNUAL CONTRACTS	25,486	25,613	26,433	27,279	28,152	29,053
	UNSCHEDULED MTNCE - FIREHALLS	10,483	15,000	15,480	15,975	16,486	17,014
	UNSCHEDULED MAINTENANCE - TOWERS	15,453	15,000	15,480	15,975	16,486	17,014
	OP - EQPT RENTAL - TRANSMITTER LEASE & M	93,873	110,000	113,520	117,153	120,902	124,771
	CONTRACTS - CENTRAL FIRE Dispatch	377,733	411,957	425,140	438,744	452,784	467,273
	CONTRACTS - OTHER RD - CORD - CENTRAL DI	195,894	199,812	206,206	212,805	219,615	226,643
	INSURANCE - PROPERTY	9,710	9,904	9,954	10,004	10,054	10,104
	INSURANCE - LIABILITY	5,500	5,638	5,666	5,694	5,722	5,751
	LEGAL FEES	3,000	3,000	3,096	3,195	3,297	3,403
	UHF AND VHF RADIO LICENSES	15,724	18,000	18,576	19,170	19,783	20,416
	UTILITIES - TELEPHONE	24,992	25,117	25,921	26,750	27,606	28,489
	DEBT INTEREST (Bylaw 2780/2623)	47,256	47,256	47,256	47,256	47,256	-
	DEBT PRINCIPAL (Bylaw 2780/2623)	130,864	130,864	130,864	130,864	130,864	-
	TRANSFER TO RESERVE CAPITAL	5,000	75,000	77,400	79,877	82,433	85,071
	TRANSFER TO RESERVES RE INTEREST	103	105	108	111	115	119
	TRANSFER TO OPERATING RESERVE	5,000	42,466	25,800	26,626	27,478	28,357
	CONTINGENCY	10,000	25,000	25,800	26,626	27,478	28,357
	<b>Total Expenses</b>	<b>\$ 1,112,880</b>	<b>\$ 1,323,572</b>	<b>\$ 1,341,925</b>	<b>\$ 1,378,887</b>	<b>\$ 1,417,031</b>	<b>\$ 1,278,288</b>



**Regional District of Okanagan-Similkameen  
2024-2028 Operational Financial Plan  
EMERGENCY PLANNING - 0410**

BL 2322, 2004 - No Tax Limit

	2023 Budget	2024 Budget	2025 Budget	2026 Budget	2027 Budget	2028 Budget
<b>No Tax Limit</b>	<b>No Tax Limit</b>	<b>No Tax Limit</b>	<b>No Tax Limit</b>	<b>No Tax Limit</b>	<b>No Tax Limit</b>	<b>No Tax Limit</b>
<b>Revenue</b>	<b>0.40%</b>	<b>114.64%</b>	<b>3.71%</b>	<b>-1.04%</b>	<b>2.05%</b>	<b>1.59%</b>
TAX REQUISITION	366,922	787,555	816,763	808,256	824,807	837,880
GRANT IN LIEU OF TAXES	550	555	561	570	575	600
TRANSFER FROM OPERATING RESERVE	60,000	-	-	-	-	-
PROVINCIAL GRANTS (Carry Forward)	1,266,103	1,583,024	-	-	-	-
PROV GRANTS - UBCM CRI	-	100,000	-	-	-	-
PRIOR YEARS SURPLUS	40,560	-	-	-	-	-
<b>Total Revenue</b>	<b>\$ 1,734,135</b>	<b>\$ 2,471,134</b>	<b>\$ 817,324</b>	<b>\$ 808,826</b>	<b>\$ 825,382</b>	<b>\$ 838,480</b>
<b>Expense</b>						
SALARIES & WAGES	136,154	178,576	184,291	190,195	196,285	202,585
SALARIES & WAGES		235,802	299,734	283,784	291,480	299,387
HONORARIUMS	7,085	7,120	7,156	7,192	7,228	7,264
ADMINISTRATION CHARGES	56,237	79,409	37,029	36,610	37,394	38,011
IT SUPPORT COSTS	3,500	3,605	3,713	3,825	3,939	4,057
FLOOD HAZARD RIKS ASSESSMENT - CF	-	100,000	-	-	-	-
UBCM CEPF - EMERGENCY SUPPORT SERVICES GRANT CF	89,750	-	-	-	-	-
UBCM CRI - FIRESMART GRANT STREAM 1 (OPERATIONS CF	355,038	-	-	-	-	-
FIRESMART GRANT STREAM 1 (OPERATIONS)	-	240,997	-	-	-	-
EOC SANDBAG OPERATIONS	15,000	15,000	15,075	15,150	15,226	15,302
UBCM - CRI - FIRESMART GRANT STREAM (STAFFING) 2022 GRANT	406,020	-	-	-	-	-
UBCM - CRI - FIRESMART GRANT STREAM (STAFFING) 2022 GRANT	98,130	-	-	-	-	-
UBCM CEPR HEAT PREPAREDNESS CF	300,000	300,000	-	-	-	-
2023 CEPF UCBM GRANT CF	-	117,000	-	-	-	-
2023 EOC CEPF UBCM GRANT EXPENSE CF	-	112,790	-	-	-	-
2023 UBCM CRI FIRESMART GRANT CF	-	200,000	-	-	-	-
2023 CRI FIRESMART GRANT - AREA "A" CF	-	49,997	-	-	-	-
2023 CRI FIRESMART GRANT - AREA "B" CF	-	45,320	-	-	-	-
2023 CRI FIRESMART GRANT - AREA "C" CF	-	45,320	-	-	-	-
2023 CRI FIRESMART GRANT - AREA "D" CF	-	45,320	-	-	-	-
2023 CRI FIRESMART GRANT - AREA "E" CF	-	45,320	-	-	-	-
2023 CRI FIRESMART GRANT - AREA "F" CF	-	45,320	-	-	-	-
2023 CRI FIRESMART GRANT - AREA "G" CF	-	45,320	-	-	-	-
2023 CRI FIRESMART GRANT - AREA "H" CF	-	50,000	-	-	-	-
2023 CRI FIRESMART GRANT - AREA "I" CF	-	45,320	-	-	-	-
2023 E-911 GRANT	-	45,000	-	-	-	-
2024 CEPF DISASTER RISK REDUCTION GRANT	-	150,000	-	-	-	-
CONSULTANTS	4,000	4,080	4,100	4,121	4,142	4,163
AGREEMENT - REGIONAL SEARCH & RESCUE	71,500	90,000	90,450	90,902	91,357	91,814
OPERATIONAL SUPPORT ANIMAL EMERGENCY RESPONSE	10,000	15,000	15,075	15,150	15,226	15,302
REVIEW OF EMERGENCY PROGRAM	60,000	-	-	-	-	-
EDUCATION & TRAINING	25,502	25,630	25,758	25,887	26,016	26,146
EOC SUPPLIES	7,000	8,000	8,040	8,080	8,120	8,161
EQUIPMENT	5,239	5,000	5,050	5,100	5,150	5,200
EQUIPEMENT - SOFTWARE		26,000	26,100	26,200	26,300	26,400
INSURANCE - LIABILITY	3,000	3,060	3,121	3,184	3,247	-
INSURANCE - VEHICLE	900	3,000	3,015	3,030	3,045	3,060
LEGAL FEES	1,000	1,000	1,000	1,000	1,000	1,000
SUPPLIES	1,500	3,500	3,515	3,530	3,545	3,550
EOC SUPPLIES	10,000	10,000	10,050	10,100	10,151	10,202
SUPPLIES - MEALS	1,000	1,020	1,040	1,061	1,082	1,087
TRAVEL/LEASING	7,000	7,140	7,283	7,428	7,577	7,578
UTILITIES - TELEPHONE	4,020	5,500	5,528	5,556	5,584	5,612
TRANSFER TO OPERATING RESERVE	40,560	45,368	45,595	45,823	46,052	46,282
EMERGENCY SOCIAL SERVICES	15,000	15,300	15,606	15,918	16,236	16,317
<b>Total Expenses</b>	<b>\$ 1,734,135</b>	<b>\$ 2,471,134</b>	<b>\$ 817,324</b>	<b>\$ 808,826</b>	<b>\$ 825,382</b>	<b>\$ 838,480</b>



**Regional District of Okanagan-Similkameen**  
**2024-2028 Operational Financial Plan**  
**VICTIM SERVICES AREA "A" - 0415**

RG735 A714 BL 2748,2016 - Assessment

		2023 Budget	2024 Budget	2025 Budget	2026 Budget	2027 Budget	2028 Budget
\$		12,033					
	<b>Revenue</b>	<b>Compliant</b>	<b>Compliant</b>	<b>Compliant</b>	<b>Compliant</b>	<b>Compliant</b>	<b>Compliant</b>
		-0.69%	0.17%	3.20%	3.20%	3.19%	3.20%
TAX REQUISITION		5,133	5,142	5,306	5,476	5,651	5,832
<b>Total Revenue</b>		<u>\$ 5,133</u>	<u>\$ 5,142</u>	<u>\$ 5,306</u>	<u>\$ 5,476</u>	<u>\$ 5,651</u>	<u>\$ 5,832</u>
	<b>Expense</b>						
ADMINISTRATION CHARGE		133	142	146	151	156	161
CONTRACTS & AGREEMENTS		5,000	5,000	5,160	5,325	5,495	5,671
<b>Total Expenses</b>		<u>\$ 5,133</u>	<u>\$ 5,142</u>	<u>\$ 5,306</u>	<u>\$ 5,476</u>	<u>\$ 5,651</u>	<u>\$ 5,832</u>



**Regional District of Okanagan-Similkameen  
2024-2028 Operational Financial Plan  
VICTIM SERVICES AREA "C" - 0420**

RG735 C714 BL 2749,2016 - Assessment

		2023 Budget	2024 Budget	2025 Budget	2026 Budget	2027Budget	2028 Budget
\$		11,409					
	<b>Revenue</b>	<b>Compliant</b>	<b>Compliant</b>	<b>Compliant</b>	<b>Compliant</b>	<b>Compliant</b>	<b>Compliant</b>
		-0.68%	0.17%	3.20%	3.20%	3.20%	3.20%
TAX REQUISITION		8,213	8,227	8,490	8,762	9,042	9,331
<b>Total Revenue</b>		<u>\$ 8,213</u>	<u>\$ 8,227</u>	<u>\$ 8,490</u>	<u>\$ 8,762</u>	<u>\$ 9,042</u>	<u>\$ 9,331</u>
	<b>Expense</b>						
ADMINISTRATION CHARGE		213	227	234	242	249	257
CONTRACTS & AGREEMENTS		8,000	8,000	8,256	8,520	8,793	9,074
<b>Total Expenses</b>		<u>\$ 8,213</u>	<u>\$ 8,227</u>	<u>\$ 8,490</u>	<u>\$ 8,762</u>	<u>\$ 9,042</u>	<u>\$ 9,331</u>





**Regional District of Okanagan-Similkameen  
2024-2028 Operational Financial Plan  
VICTIM SERVICES AREAS "D","E","F","I" - 0425**

RG735 d716,I716,E716,F716 BL2750 2016 - Assessment

		2023 Budget	2024 Budget	2025 Budget	2026 Budget	2027 Budget	2028 Budget
\$		16,514					
	<b>Revenue</b>	<b>Compliant</b>	<b>Compliant</b>	<b>Compliant</b>	<b>Compliant</b>	<b>Compliant</b>	<b>Compliant</b>
		11.54%	1.25%	3.20%	3.20%	3.20%	3.20%
TAX REQUISITION	\$	9,737	\$ 9,859	\$ 10,175	\$ 10,500	\$ 10,837	\$ 11,183
TRANSFER FROM OPERATIONAL RESERVE		100	-	-	-	-	-
PRIOR YEARS SURPLUS		778	-	-	-	-	-
<b>Total Revenue</b>	\$	<b>10,615</b>	<b>\$ 9,859</b>	<b>\$ 10,175</b>	<b>\$ 10,500</b>	<b>\$ 10,837</b>	<b>\$ 11,183</b>
	<b>Expense</b>						
ADMINISTRATION CHARGE		337	359	371	382	395	407
CONTRACTS & AGREEMENTS		9,500	9,500	9,804	10,118	10,442	10,776
TRANSFER TO OPERATING RESERVE		778	-	-	-	-	-
<b>Total Expenses</b>	\$	<b>10,615</b>	<b>\$ 9,859</b>	<b>\$ 10,175</b>	<b>\$ 10,500</b>	<b>\$ 10,837</b>	<b>\$ 11,183</b>



**Regional District of Okanagan-Similkameen  
2024-2028 Operational Financial Plan  
INFORMATION SERVICES - 0600**

		2023 Budget	2024 Budget	2025 Budget	2026 Budget	2027 Budget	2028 Budget
<b>Recoveries</b>		<b>Recoveries</b>	<b>Recoveries</b>	<b>Recoveries</b>	<b>Recoveries</b>	<b>Recoveries</b>	<b>Recoveries</b>
	<b>Revenue</b>	8.90%	8.50%	18.97%	3.06%	3.05%	3.05%
RECOVERIES		835,461	906,500	1,078,495	1,111,451	1,145,394	1,180,354
TRANSFER FROM OPERATING RESERVE		130,169	-	-	-	-	-
MISCELLANEOUS REVENUE		20,000	20,000	20,000	20,000	20,000	20,000
MISCELLANEOUS INTERNAL REVENUE		88,000	90,647	93,361	96,156	99,047	102,020
TRANSFER FROM CAPITAL RESERVE		50,000	-	-	-	-	-
<b>Total Revenue</b>		<b>\$ 1,123,630</b>	<b>\$ 1,017,147</b>	<b>\$ 1,191,856</b>	<b>\$ 1,227,607</b>	<b>\$ 1,264,441</b>	<b>\$ 1,302,374</b>
	<b>Expense</b>						
EQPT MAINTENANCE - COMPUTER		75,000	75,000	77,250	79,568	81,955	84,413
RECOVERABLE INTERNAL OPERATIONAL COSTS		97,250	90,647	93,361	96,156	99,047	102,020
CONTRACT SERVICES		80,600	95,000	97,850	100,786	103,809	106,923
AGREEMENTS - LICENSING		270,000	300,000	309,000	318,270	327,818	337,653
EDUCATION & TRAINING		15,000	16,000	16,480	16,974	17,484	18,008
EQUIPMENT		225,000	225,000	231,750	238,703	245,864	253,239
SUPPLIES		5,500	5,500	5,665	5,835	6,010	6,190
UTILITIES - TELEPHONE		80,000	80,000	82,400	84,872	87,418	90,041
TRANSFER TO CAPITAL RESERVE		270,000	80,000	278,100	286,443	295,036	303,887
TRANSFER TO OPERATING RESERVE		5,280	50,000	-	-	-	-
<b>Total Expenses</b>		<b>\$ 1,123,630</b>	<b>\$ 1,017,147</b>	<b>\$ 1,191,856</b>	<b>\$ 1,227,607</b>	<b>\$ 1,264,441</b>	<b>\$ 1,302,374</b>



**Regional District of Okanagan-Similkameen**  
**2024-2028 Operational Financial Plan**  
**FIRE PROTECTION - WEST BENCH / SAGE MESA / HUSLA - 1000**

A715 BL 1602,1995 - No Tax Limit

		2023 Budget	2024 Budget	2025 Budget	2026 Budget	2027 Budget	2028 Budget
<b>No Tax Limit</b>		<b>No Tax Limit</b>	<b>No Tax Limit</b>	<b>No Tax Limit</b>	<b>No Tax Limit</b>	<b>No Tax Limit</b>	<b>No Tax Limit</b>
	<b>Revenue</b>	<b>10.88%</b>	<b>24.00%</b>	<b>6.99%</b>	<b>7.08%</b>	<b>7.27%</b>	<b>7.13%</b>
TAX REQUISITION		\$ 398,731	\$ 494,410	\$ 528,979	\$ 566,428	\$ 607,601	\$ 650,946
PRIOR YEARS SURPLUS		12,696	-	-	-	-	-
<b>Total Revenue</b>		<b>\$ 411,427</b>	<b>\$ 494,410</b>	<b>\$ 528,979</b>	<b>\$ 566,428</b>	<b>\$ 607,601</b>	<b>\$ 650,946</b>
	<b>Expense</b>						
ADMINISTRATION CHARGES		10,662	13,630	14,583	15,616	16,751	17,946
CONTRACTS - PENTICTON ADMINISTRATION CHARGES			73,220	78,346	83,898	90,000	96,407
CONTRACTS - PENTICTON		400,000	406,780	435,254	466,102	500,000	535,593
INSURANCE - LIABILITY		765	780	796	812	850	1,000
<b>Total Expenses</b>		<b>\$ 411,427</b>	<b>\$ 494,410</b>	<b>\$ 528,979</b>	<b>\$ 566,428</b>	<b>\$ 607,601</b>	<b>\$ 650,946</b>



**Regional District of Okanagan-Similkameen  
2024-2028 Operational Financial Plan  
FIRE PROTECTION - KEREMEOS AREAS "B" & "G" - 1100**

C716 BL 2178.01,2006 - Assessment

	2023 Budget	2024 Budget	2025 Budget	2026 Budget	2027 Budget	2028 Budget
<b>\$</b>	<b>210,000</b>					
<b>Revenue</b>	<b>REVIEW REQUIRED</b>	<b>REVIEW REQUIRED</b>	<b>REVIEW REQUIRED</b>	<b>REVIEW REQUIRED</b>	<b>REVIEW REQUIRED</b>	<b>REVIEW REQUIRED</b>
	13.00%	6.64%	9.57%	5.94%	5.67%	5.89%
TAX REQUISITION	630,901	672,815	737,230	780,994	825,291	873,869
GRANT IN LIEU OF TAXES	4,753	4,753	4,753	4,753	4,753	4,848
AGREEMENT - FIRST NATIONS	17,500	19,000	19,950	20,948	21,995	23,095
ROAD RESCUE REVENUE	8,000	8,000	8,000	8,000	8,000	8,160
<b>Total Revenue</b>	<b>\$ 661,154</b>	<b>\$ 704,568</b>	<b>\$ 769,933</b>	<b>\$ 814,695</b>	<b>\$ 860,039</b>	<b>\$ 909,972</b>
<b>Expense</b>						
SALARIES & WAGES	1,324	1,362	1,410	1,459	1,511	1,563
NEW FTE AS AUTHORIZED BY THE BOARD SALARIES & WAGES	-	-	-	-	-	-
HONORARIUMS - FIREFIGHTERS	277,824	306,000	325,800	344,600	363,500	385,800
BENEFITS-FIREFIGHTERS	2,500	4,500	5,000	5,500	6,000	7,000
ADMINISTRATION CHARGES	20,835	24,344	25,801	27,229	28,685	30,361
BUILDING MAINTENANCE	13,500	16,000	16,800	17,640	18,522	19,448
EQUIPMENT MAINTENANCE	11,330	12,000	12,600	13,230	13,892	14,586
EQUIPMENT MAINTENANCE - VEHICLES	13,500	14,500	15,225	15,986	16,786	17,625
EQUIPMENT MAINT - TURNOUT GEAR REPAIR						
OP - FD - LICENSES & PERMITS	4,000	5,600	5,880	6,174	6,483	6,807
CONTRACT SERVICES	9,000	9,000	9,450	9,923	10,419	10,940
EDUCATION & TRAINING	34,000	38,000	39,900	41,895	43,990	46,189
CONFERENCES	8,400	8,650	9,083	9,537	10,013	10,514
INSURANCE - PROPERTY	5,047	5,148	5,405	5,676	5,959	6,257
INSURANCE - LIABILITY	1,050	1,200	1,260	1,323	1,389	1,459
INSURANCE - FIREFIGHTERS ACCIDENT	4,100	4,250	4,463	4,686	4,920	5,166
INSURANCE - VEHICLE	11,300	11,700	12,285	12,899	13,544	14,221
LEGAL FEES	4,000	4,000	4,200	4,410	4,631	4,862
FUEL - VEHICLES	12,000	12,000	12,600	13,230	13,892	14,586
UTILITIES	8,000	8,400	8,820	9,261	9,724	10,210
UTILITIES - TELEPHONE	9,000	9,450	9,923	10,419	10,940	11,487
DEBT INTEREST (Bylaw 2887/2802)	6,965	6,965	6,965	6,965	6,965	6,965
DEBT PRINCIPAL (Bylaw 2887/2802)	20,239	20,239	20,239	20,239	20,239	20,239
INTERNAL DEBT FINANCING	-	-	-	-	-	-
TRANSFER TO EQUIP RESERVE	20,000	-	-	-	-	-
TRANSFER TO RESERVE - BUILDING	20,000	25,000	40,000	45,000	50,000	55,000
TRANSFER TO VEHICLE RESERVE	65,000	75,000	85,000	90,000	95,000	100,000
TRANSFER TO OPERATING RESERVE	67,590	70,000	80,000	85,000	90,000	95,000
OCCUPATIONAL HEALTH COMMITTEE EXPENSES	4,000	4,250	4,463	4,686	4,920	5,166
OTHER EXPENSES - MISCELLANEOUS	6,250	6,500	6,825	7,166	7,525	7,901
<b>Total Expenses</b>	<b>\$ 661,154</b>	<b>\$ 704,568</b>	<b>\$ 769,933</b>	<b>\$ 814,695</b>	<b>\$ 860,039</b>	<b>\$ 909,972</b>



**Regional District of Okanagan-Similkameen  
2024-2028 Operational Financial Plan  
FIRE PROTECTION - OK FALLS - 1200**

J714 & J715 BL 1385 - Assessment

	2023 Budget	2024 Budget	2025 Budget	2026 Budget	2027 Budget	2028 Budget
\$	185,057					
<b>Revenue</b>	<b>REVIEW REQUIRED</b>	<b>REVIEW REQUIRED</b>	<b>REVIEW REQUIRED</b>	<b>REVIEW REQUIRED</b>	<b>REVIEW REQUIRED</b>	<b>REVIEW REQUIRED</b>
	6.57%	9.24%	3.50%	3.50%	3.50%	3.50%
TAX REQUISITION	458,739	501,107	518,647	536,800	555,585	575,033
<b>Total Revenue</b>	<b>\$ 458,739</b>	<b>\$ 501,107</b>	<b>\$ 518,647</b>	<b>\$ 536,800</b>	<b>\$ 555,585</b>	<b>\$ 575,033</b>
<b>Expense</b>						
SALARIES & WAGES	11,971	12,488	12,870	13,264	13,669	14,086
NEW FTE AS AUTHORIZED BY THE BOARD SALARIES & WAGES	-	(11,126)	(11,460)	(11,804)	(12,158)	(12,522)
HONORARIUMS - FIREFIGHTERS	166,000	203,526	210,649	218,022	225,653	233,551
ADMINISTRATION CHARGES	15,772	18,790	19,448	20,128	20,833	21,562
BUILDING MAINTENANCE	20,000	20,000	20,700	21,425	22,174	22,950
EQUIPMENT MAINTENANCE	26,530	35,000	36,225	37,493	38,805	40,163
EQPT MAINTENANCE - FIREFIGHTING EQUIPMEN						
	1,477	3,000	3,105	3,214	3,326	3,443
PROTECTION EXPENSE	10,320	10,000	10,350	10,712	11,087	11,475
OP - FD - COMMERCIAL FIRE INSPECTION	6,000	6,000	6,210	6,427	6,652	6,885
OP - FD - LICENSES & PERMITS	286	510	528	546	565	585
CONTRACT SERVICES	16,320	16,646	17,229	17,832	18,456	19,102
EDUCATION & TRAINING	35,000	36,414	37,688	39,008	40,373	41,786
INSURANCE - PROPERTY	1,732	1,767	1,829	1,893	1,959	2,028
INSURANCE - LIABILITY	760	800	828	857	887	918
INSURANCE - FIREFIGHTERS ACCIDENT	3,076	3,138	3,248	3,362	3,479	3,601
INSURANCE - VEHICLE	10,200	10,404	10,768	11,145	11,535	11,939
SUPPLIES	3,960	4,058	4,200	4,347	4,499	4,657
UTILITIES	12,735	12,990	13,445	13,915	14,402	14,906
UTILITIES - TELEPHONE	5,100	5,202	5,384	5,573	5,768	5,969
TRANSFER TO RESERVE	99,500	99,500	102,983	106,587	110,317	114,179
TRANSFER TO RESERVE - BUILDING	10,000	10,000	10,350	10,712	11,087	11,475
COMMUNITY SERVICE & EDUCATION	2,000	2,000	2,070	2,142	2,217	2,295
<b>Total Expenses</b>	<b>\$ 458,739</b>	<b>\$ 501,107</b>	<b>\$ 518,647</b>	<b>\$ 536,800</b>	<b>\$ 555,585</b>	<b>\$ 575,033</b>



**Regional District of Okanagan-Similkameen  
2024-2028 Operational Financial Plan  
FIRE PROTECTION - H1 - 1300**

A717 BL 1891,1998 - Assessment

		2023 Budget	2024 Budget	2025 Budget	2026 Budget	2027 Budget	2028 Budget
\$		218,759					
	<b>Revenue</b>	<b>Compliant</b>	<b>Compliant</b>	<b>Compliant</b>	<b>Compliant</b>	<b>Compliant</b>	<b>Compliant</b>
		2.14%	0.69%	0.52%	0.52%	1.54%	3.50%
TAX REQUISITION		98,554	99,236	99,750	100,264	101,807	105,370
<b>Total Revenue</b>		<b>\$ 98,554</b>	<b>\$ 99,236</b>	<b>\$ 99,750</b>	<b>\$ 100,264</b>	<b>\$ 101,807</b>	<b>\$ 105,370</b>
	<b>Expense</b>						
ADMINISTRATION CHARGES		2,554	2,736	2,750	2,764	2,807	2,905
CONTRACTS - PRINCETON		96,000	96,500	97,000	97,500	99,000	102,465
<b>Total Expenses</b>		<b>\$ 98,554</b>	<b>\$ 99,236</b>	<b>\$ 99,750</b>	<b>\$ 100,264</b>	<b>\$ 101,807</b>	<b>\$ 105,370</b>



**Regional District of Okanagan-Similkameen  
2024-2028 Operational Financial Plan  
FIRE PROTECTION - COALMONT / TULAMEEN - 1400**

C717 BL 1574.01,2017 - Assessment

	2023 Budget	2024 Budget	2025 Budget	2026 Budget	2027 Budget	2028 Budget
<b>\$</b>	<b>323,391</b>					
	<b>Compliant</b>	<b>Compliant</b>	<b>Compliant</b>	<b>REVIEW SOON</b>	<b>REVIEW REQUIRED</b>	<b>Compliant</b>
	<b>7.12%</b>	<b>13.09%</b>	<b>3.04%</b>	<b>3.04%</b>	<b>2.94%</b>	<b>-5.37%</b>
<b>Revenue</b>						
TAX REQUISITION	262,610	296,975	306,015	315,331	324,596	307,156
PRIOR YEARS SURPLUS	20,000	20,000	20,000	20,000	20,000	20,400
<b>Total Revenue</b>	<b>\$ 282,610</b>	<b>\$ 316,975</b>	<b>\$ 326,015</b>	<b>\$ 335,331</b>	<b>\$ 344,596</b>	<b>\$ 327,556</b>
<b>Expense</b>						
SALARIES & WAGES	1,155	872	902	934	966	1,001
NEW FTE AS AUTHORIZED BY THE BOARD SALARIES & WAGES	-	-	-	-	-	-
HONORARIUMS - FIREFIGHTERS	100,000	103,000	106,090	109,273	112,551	114,802
BENEFITS-FIREFIGHTERS	9,455	29,739	30,781	31,860	32,977	10,855
<b>ADMINISTRATION CHARGES</b>	<b>9,080</b>	<b>11,206</b>	<b>11,548</b>	<b>11,900</b>	<b>12,262</b>	<b>11,361</b>
BUILDING MAINTENANCE	2,212	2,278	2,347	2,417	2,490	2,540
VEHICLE MTNCE - VEHICLE #1	3,911	4,028	4,149	4,274	4,402	4,490
VEHICLE MTNCE - VEHICLE #2	2,251	2,319	2,388	2,460	2,534	2,585
VEHICLE MTNCE - VEHICLE #3	589	607	625	644	663	676
VEHICLE MTNCE - VEHICLE #4	2,101	2,164	2,229	2,296	2,365	2,412
VEHICLE EXPENSES - GAS/OIL	7,000	7,210	7,426	7,649	7,879	8,037
VEHICLE MTNCE - ENGINE #3		2,500	2,575	2,652	2,732	2,814
EQUPT MTNCE -FF- RADIO & PAGE	2,101	2,164	2,229	2,296	2,365	2,412
EQPT MTNCE - FF - SCBA	2,987	3,077	3,169	3,264	3,362	3,429
PROTECTION EXPENSE	3,152	3,247	3,344	3,444	3,548	3,619
OP - FD - LICENSES & PERMITS	1,125	1,159	1,194	1,229	1,266	1,291
TRAINING	20,600	21,218	21,855	22,510	23,185	23,649
INSURANCE - PROPERTY	2,018	4,441	4,530	4,620	4,713	4,807
INSURANCE - LIABILITY	324	400	408	416	424	433
INSURANCE - FIREFIGHTERS ACCIDENT	3,039	3,130	3,224	3,321	3,420	3,488
INSURANCE - VEHICLE	5,684	5,855	6,030	6,211	6,397	6,525
LEGAL FEES	1,051	1,083	1,115	1,148	1,183	1,207
SUPPLIES -OFFICE	618	637	656	675	696	710
SUPPLIES - MEALS	1,442	1,485	1,530	1,576	1,606	1,638
SUPPLIES - F/F - FIRST RESPONDERS	2,060	2,122	2,185	2,251	2,319	2,365
SUPPLIES - HALL	1,125	1,159	1,194	1,229	1,266	1,291
TRAVEL	2,251	2,319	2,388	2,460	2,534	2,585
UTILITIES	1,133	1,167	1,202	1,238	1,275	1,301
UTILITIES - POWER	9,270	9,548	9,835	10,130	10,433	10,642
UTILITIES - TELEPHONE	3,321	3,421	3,523	3,629	3,738	3,813
DEBT INTEREST (Bylaw 2780/2704)	7,245	7,245	7,245	7,245	7,245	7,245
DEBT PRINCIPAL (Bylaw 2780/2704)	12,366	12,367	12,367	12,367	12,367	12,367
TRANSFER TO RESERVE	56,944	58,658	60,427	62,249	63,805	65,425
TRANSFER TO OPERATING RESERVE	5,000	5,150	5,305	5,464	5,628	5,741
<b>Total Expenses</b>	<b>\$ 282,610</b>	<b>\$ 316,975</b>	<b>\$ 326,015</b>	<b>\$ 335,331</b>	<b>\$ 344,596</b>	<b>\$ 327,556</b>



**Regional District of Okanagan-Similkameen  
2024-2028 Operational Financial Plan  
FIRE PROTECTION - WILLOWBROOK - 1500**

K714 BL 1549,1994 - Assessment

	2023 Budget	2024 Budget	2025 Budget	2026 Budget	2027 Budget	2028 Budget
<b>\$</b>	<b>265,455</b>					
<b>Revenue</b>	<b>Compliant</b>	<b>Compliant</b>	<b>Compliant</b>	<b>Compliant</b>	<b>Compliant</b>	<b>Compliant</b>
	2.84%	1.91%	3.86%	2.81%	2.81%	2.79%
TAX REQUISITION	164,894	168,047	174,537	179,441	184,491	189,632
GRANT IN LIEU OF TAXES	-	5,800	5,800	5,800	5,800	5,800
TRANSFER FROM RESERVE	-	14,853	15,298	15,757	16,230	16,555
TRANSFER FROM OPERATING RESERVE	14,000	-	-	-	-	-
SOSFCA EXECUTIVE OFFICER DUTIES	-	30,000	30,000	30,000	30,000	30,000
WILDFIRE REVENUE	-	-	-	-	-	-
PRIOR YEARS SURPLUS	10,000	-	-	-	-	-
<b>Total Revenue</b>	<b>\$ 188,894</b>	<b>\$ 218,700</b>	<b>\$ 225,635</b>	<b>\$ 230,998</b>	<b>\$ 236,521</b>	<b>\$ 241,987</b>
<b>Expense</b>						
SALARIES & WAGES	6,172	6,435	6,632	6,836	7,044	7,262
NEW FTE AS AUTHORIZED BY THE BOARD SALARIES & WAGES	-	(5,563)	(5,730)	(5,902)	(6,079)	(6,261)
HONORARIUMS - FIREFIGHTERS	101,136	106,193	107,295	110,514	113,829	116,106
<b>ADMINISTRATION CHARGES</b>	<b>7,498</b>	<b>10,713</b>	<b>10,933</b>	<b>11,199</b>	<b>11,472</b>	<b>11,695</b>
BUILDING MAINTENANCE	750	796	820	844	869	886
EQUIPMENT MAINTENANCE	3,399	3,000	3,000	3,000	3,000	3,000
VEHICLE EXPENSE - TRUCK #1	3,090	3,183	3,278	3,377	3,478	3,548
VEHICLE EXPENSES - TRUCK #2	2,060	2,122	2,185	2,251	2,318	2,364
VEHICLE EXPENSES - TRUCK #4	1,030	1,061	1,093	1,126	1,160	1,183
VEHICLE EXPENSES - TRUCK #5	515	530	546	563	580	592
VEHICLE EXPENSES - TRUCK #6	3,000	3,090	3,183	3,278	3,377	3,445
VEHICLE EXPENSES - SPU 251	500	515	530	546	563	574
VEHICLE EXPENSES - FUEL & OIL	2,060	3,300	3,416	3,535	3,659	3,787
EQPT MTNCE - FF - RADIO & PAGERS	500	530	546	563	580	592
EQPT MTNCE - FF - SCBA	1,261	-	1,337	1,378	1,419	1,447
OP - FD - LICENSES & PERMITS	700	530	546	563	580	592
CONTRACT SERVICES	2,300	2,369	2,440	2,513	2,589	2,641
EDUCATION & TRAINING	12,000	12,000	12,000	12,000	12,000	12,240
EQUIPMENT	2,000	2,122	2,185	2,251	2,319	2,365
FR EQUIPMENT	1,000	1,030	1,061	1,093	1,126	1,149
EQUIPMENT - FIREFIGHTING	12,000	10,000	10,350	10,712	11,087	11,475
INSURANCE - PROPERTY	1,673	1,875	1,913	1,951	1,990	2,030
INSURANCE - LIABILITY	320	350	357	364	371	379
INSURANCE - FIREFIGHTERS ACCIDENT	1,246	1,284	1,322	1,362	1,403	1,431
INSURANCE - VEHICLE	6,901	12,400	12,834	13,283	13,748	14,229
SUPPLIES - OFFICE	750	1,000	1,035	1,071	1,109	1,148
SUPPLIES - HALL	1,000	500	518	536	554	574
UTILITIES - POWER	2,575	2,652	2,732	2,814	2,898	2,956
UTILITIES - TELEPHONE	3,090	3,183	3,278	3,377	3,478	3,548
SOSFCA EXECUTIVE OFFICER DUTIES	-	30,000	30,000	30,000	30,000	30,000
TRANSFER TO RESERVE CAPITAL	2,000	1,000	2,000	2,000	2,000	3,000
TRANSFER TO OPERATING RESERVE	5,868	-	1,500	1,500	1,500	1,500
OTHER EXPENSES - MISCELLANEOUS	500	500	500	500	500	510
<b>Total Expenses</b>	<b>\$ 188,894</b>	<b>\$ 218,700</b>	<b>\$ 225,635</b>	<b>\$ 230,998</b>	<b>\$ 236,521</b>	<b>\$ 241,987</b>





**Regional District of Okanagan-Similkameen  
2024-2028 Operational Financial Plan  
FIRE PROTECTION - KALEDEN - 1600**

H715 & H714 BL 1238,1991 - Assessment

	2023 Budget	2024 Budget	2025 Budget	2026 Budget	2027 Budget	2028 Budget
<b>\$</b>	<b>1,120,354</b>					
<b>Revenue</b>	<b>Compliant</b>	<b>Compliant</b>	<b>Compliant</b>	<b>Compliant</b>	<b>Compliant</b>	<b>Compliant</b>
	7.99%	8.02%	7.48%	6.50%	5.84%	4.15%
TAX REQUISITION	375,014	405,076	435,392	463,692	490,771	511,157
GRANT IN LIEU OF TAXES	11,600	5,800	5,800	5,800	5,800	5,800
TRANSFER FROM RESERVE	-	12,500	38,000	32,000	30,000	30,000
PRIOR YEARS SURPLUS	48,000	-	-	-	-	-
<b>Total Revenue</b>	<b>\$ 434,614</b>	<b>\$ 423,376</b>	<b>\$ 479,192</b>	<b>\$ 501,492</b>	<b>\$ 526,571</b>	<b>\$ 546,957</b>
<b>Expense</b>						
SALARIES & WAGES	1,359	872	902	934	966	1,001
NEW FTE AS AUTHORIZED BY THE BOARD SALARIES & WAGES	-	-	-	-	-	-
HONORARIUMS - FIREFIGHTERS	168,000	170,750	179,300	188,300	197,800	207,700
PAYROLL OVERHEAD - WCB	22,000	22,660	23,340	24,040	24,761	25,256
<b>ADMINISTRATION CHARGES</b>	<b>14,190</b>	<b>16,476</b>	<b>17,139</b>	<b>17,825</b>	<b>18,548</b>	<b>19,287</b>
BUILDING MAINTENANCE	8,000	5,000	5,150	5,305	5,464	5,628
TRAINING GROUND MAINTENANCE		4,000	4,120	4,244	4,371	4,502
SMALL EQUIPMENT MAINTENANCE	2,000	2,000	2,060	2,122	2,185	2,251
VEHICLE MTNCE - RESCUE #1	4,000	4,000	4,120	4,244	4,371	4,502
VEHICLE MTNCE - VEHICLE #2	10,000	4,000	4,120	4,244	4,371	4,502
VEHICLE MTNCE - VEHICLE #3	4,000	4,000	4,120	4,244	4,371	4,502
VEHICLE MTNCE - TENDER #4	4,000	4,000	4,120	4,244	4,371	4,502
VEHICLE MTNCE - TENDER #5		4,000	4,120	4,244	4,371	4,502
EQUPT MTNCE -FF- RADIO & PAGE	1,500	1,500	1,545	1,591	1,639	1,688
EQUPT MTNCE - FF - SCBA	2,500	10,000	10,500	11,025	11,600	12,200
EQPMT MTNCE - FIRST RESPONDERS	2,000	3,000	3,090	3,183	3,278	3,377
OP - FD - LICENSES & PERMITS	1,600	1,648	1,697	1,748	1,801	1,837
PROVINCIAL GRANT	4,000	-	-	-	-	-
FIRESMART		4,000	4,000	4,000	4,000	4,000
CONTRACT SERVICES	7,500	5,000	5,000	5,000	5,000	5,000
EDUCATION & TRAINING	10,000	20,000	20,600	21,218	21,855	22,510
PUBLIC EDUCATION	5,000	2,000	2,060	2,122	2,185	2,251
EQUIPMENT - FIREFIGHTING	-	13,000	13,390	13,792	14,205	14,632
INSURANCE - PROPERTY	3,665	3,200	3,264	3,329	3,396	3,464
INSURANCE - LIABILITY	600	700	714	656	675	689
INSURANCE - FIREFIGHTERS ACCIDENT	3,500	3,570	3,641	3,641	3,641	3,641
INSURANCE - VEHICLE	6,000	5,000	5,150	5,305	5,464	5,628
SUPPLIES - OFFICE	4,700	5,000	5,150	5,305	5,464	5,628
SUPPLIES - FIREFIGHTING	10,000	5,000	5,150	5,305	5,464	5,628
TRAVEL/LEASING	4,000	5,000	5,150	5,305	5,464	5,628
UTILITIES	8,000	12,000	12,420	12,855	13,305	13,770
UTILITIES - TELEPHONE	2,100	2,000	2,060	2,122	2,185	2,251
TRANSFER TO RESERVE	50,400	80,000	112,000	115,000	120,000	125,000
TRANSFER TO OPERATIONAL RESERVE	50,000	-	10,000	15,000	20,000	20,000
CONTINGENCIES	20,000	-	-	-	-	-
<b>Total Expenses</b>	<b>\$ 434,614</b>	<b>\$ 423,376</b>	<b>\$ 479,192</b>	<b>\$ 501,492</b>	<b>\$ 526,571</b>	<b>\$ 546,957</b>



**Regional District of Okanagan-Similkameen  
2024-2028 Operational Financial Plan  
FIRE PROTECTION - NARAMATA - 1700**

R715 BL 1619, 1995 - Assessment

	2023 Budget	2024 Budget	2025 Budget	2026 Budget	2027 Budget	2028 Budget
<b>\$</b>	<b>1,213,036</b>					
<b>Revenue</b>	<b>Compliant</b>	<b>Compliant</b>	<b>Compliant</b>	<b>Compliant</b>	<b>Compliant</b>	<b>Compliant</b>
	4.08%	3.37%	3.97%	6.69%	3.80%	
TAX REQUISITION	525,817	543,529	565,118	602,912	625,830	638,936
ZODIAC REVENUE	2,060	2,130	2,250	2,400	2,500	2,550
PRIOR YEARS SURPLUS	20,000	-	-	-	-	-
<b>Total Revenue</b>	<b>\$ 547,877</b>	<b>\$ 545,659</b>	<b>\$ 567,368</b>	<b>\$ 605,312</b>	<b>\$ 628,330</b>	<b>\$ 641,486</b>
<b>Expense</b>						
SALARIES & WAGES	14,659	1,362	1,410	1,459	1,511	1,563
NEW FTE AS AUTHORIZED BY THE BOARD SALARIES & WAGES		-	-	-	-	-
HONORARIUMS - FIREFIGHTERS	233,450	245,127	257,383	283,764	297,952	303,911
BENEFITS - FIREFIGHTERS	8,955	5,353	5,687	6,034	6,095	6,277
<b>ADMINISTRATION CHARGES</b>	<b>19,308</b>	<b>20,838</b>	<b>22,102</b>	<b>23,377</b>	<b>24,441</b>	<b>24,989</b>
BUILDING MAINTENANCE	16,540	16,317	19,600	20,100	20,605	21,017
EQUIPMENT MAINTENANCE - VEHICLES	17,540	16,317	19,600	20,100	20,605	21,017
EQUIPMENT MAINTENANCE - VEHICLES	12,360	12,828	13,345	13,789	14,123	14,345
OP - FD - HEALTH & SAFETY PROGRAM	-	7,500	7,500	-	-	-
OP - FD - LICENSES & PERMITS	1,850	2,640	2,710	2,760	2,984	3,044
CONTRACT SERVICES	3,000	3,000	3,090	3,183	3,272	3,337
EDUCATION & TRAINING	50,000	45,000	46,000	47,500	49,000	50,000
INSURANCE - PROPERTY	3,880	3,950	4,029	4,110	4,192	4,276
INSURANCE - LIABILITY	920	950	969	988	1,008	1,028
INSURANCE - VEHICLE	12,360	9,730	10,730	11,500	12,890	13,168
SUPPLIES	2,575	2,650	2,725	2,800	2,988	3,048
SUPPLIES - FIREFIGHTING	3,600	10,700	10,810	10,920	11,147	12,230
SUPPLIES - F/F - FIRST RESPONDERS	4,120	4,240	4,360	4,750	5,156	5,259
SUPPLIES - FIREFIGHTING	5,150	5,300	5,450	5,650	5,905	6,023
SUPPLIES - PREVENTION & PUBLIC EDUCATION	2,500	2,000	2,000	2,200	2,200	2,500
UTILITIES	9,560	9,987	10,337	10,847	11,234	11,459
UTILITIES - TELEPHONE	3,650	3,875	4,123	4,357	4,758	4,853
DEBT INTEREST (Bylaw 2780/2698)	17,979	11,958	11,958	11,958	11,958	11,958
DEBT PRINCIPAL (Bylaw 2780/2698)	30,206	20,412	20,412	20,412	20,412	20,412
TRANSFER TO RESERVE	39,655	23,285	40,968	41,889	43,007	43,867
TRANSFER TO OPERATIONAL RESERVE	30,000	55,720	33,390	43,850	43,580	44,452
ZODIAC EXPENSES	2,060	2,120	2,180	2,240	2,307	2,353
OTHER EXPENSES - MISCELLANEOUS	2,000	2,500	4,500	4,775	5,000	5,100
<b>Total Expenses</b>	<b>\$ 547,877</b>	<b>\$ 545,659</b>	<b>\$ 567,368</b>	<b>\$ 605,312</b>	<b>\$ 628,330</b>	<b>\$ 641,486</b>



**Regional District of Okanagan-Similkameen  
2024-2028 Operational Financial Plan  
FIRE PROTECTION - ANARCHIST MOUNTAIN - 1800**

V714 BL 2334,2005 - Assessment

	2023 Budget	2024 Budget	2025 Budget	2026 Budget	2027 Budget	2028 Budget
<b>\$</b>	<b>442,510</b>					
<b>Revenue</b>	<b>Compliant</b>	<b>Compliant</b>	<b>Compliant</b>	<b>Compliant</b>	<b>Compliant</b>	<b>Compliant</b>
	14.56%	11.28%	3.62%	3.57%	3.80%	20.04%
TAX REQUISITION	273,982	304,885	315,908	327,181	339,611	407,660
<b>Total Revenue</b>	<b>\$ 273,982</b>	<b>\$ 304,885</b>	<b>\$ 315,908</b>	<b>\$ 327,181</b>	<b>\$ 339,611</b>	<b>\$ 407,660</b>
<b>Expense</b>						
SALARIES & WAGES	848	872	902	934	966	1,001
NEW FTE AS AUTHORIZED BY THE BOARD SALARIES & WAGES	-	-	-	-	-	-
HONORARIUMS - FIREFIGHTERS	103,400	112,636	116,916	121,359	125,971	130,758
BENEFITS-FIREFIGHTERS	10,000	20,000	20,760	21,549	22,368	23,218
<b>ADMINISTRATION CHARGES</b>	<b>9,715</b>	<b>11,572</b>	<b>12,012</b>	<b>12,468</b>	<b>12,942</b>	<b>16,079</b>
BUILDING MAINTENANCE	2,500	3,000	3,114	3,232	3,355	3,483
-EQUIPMENT MAINTENANCE	2,500	2,000	2,076	2,155	2,237	2,322
EQUIPMENT MAINTENANCE - VEHICLES	10,000	9,000	9,342	9,697	10,065	10,448
PROTECTION EXPENSE	1,200	1,200	1,246	1,293	1,342	1,393
OP - FD - LICENSES & PERMITS	1,500	1,500	1,557	1,616	1,678	1,741
CONTRACT SERVICES	2,000	1,800	1,868	1,939	2,013	2,090
EDUCATION & TRAINING	9,000	14,000	14,532	15,084	15,657	16,252
EQUIPMENT - VEHICLES	1,000	1,000	1,038	1,077	1,118	1,161
EQUIPMENT - FIREFIGHTING	28,000	28,000	29,064	30,168	31,315	32,505
EQUIPMENT - FIRST RESPONDER	1,600	1,600	1,661	1,724	1,789	1,857
INSURANCE - PROPERTY	862	1,100	1,142	1,185	1,230	1,277
INSURANCE - LIABILITY	300	400	415	431	447	464
INSURANCE - FIREFIGHTERS ACCIDENT	4,800	4,800	4,982	5,172	5,368	5,572
INSURANCE - VEHICLE	7,400	8,800	9,134	9,482	9,842	10,216
SUPPLIES	6,000	5,000	5,190	5,387	5,592	58,304
FUEL - VEHICLES	8,000	8,400	8,719	9,051	9,394	9,751
UTILITIES	4,500	4,500	4,671	4,848	5,033	5,224
DEBT INTEREST (Bylaw 2356/2336)	2,684	2,684	2,684	-	-	-
DEBT PRINCIPAL (Bylaw 2356/2336)	12,021	12,021	12,021	-	-	-
TRANSFER TO RESERVE FUND	39,152	43,000	44,634	46,330	48,091	49,918
TRANSFER TO RESERVE - BUILDING	5,000	6,000	6,228	21,000	21,798	22,626
<b>Total Expenses</b>	<b>\$ 273,982</b>	<b>\$ 304,885</b>	<b>\$ 315,908</b>	<b>\$ 327,181</b>	<b>\$ 339,611</b>	<b>\$ 407,660</b>



**Regional District of Okanagan-Similkameen  
2024-2028 Operational Financial Plan  
FIRE PROTECTION - APEX - 1900**

Maximum

Account Description	2023 Budget	2024 Budget	2025 Budget	2026 Budget	2027 Budget	2028 Budget
<b>\$</b>	<b>REVIEW REQUIRED</b>	<b>REVIEW REQUIRED</b>	<b>REVIEW REQUIRED</b>	<b>REVIEW REQUIRED</b>	<b>REVIEW REQUIRED</b>	<b>REVIEW REQUIRED</b>
<b>Revenue</b>	<b>3.50%</b>	<b>0.71%</b>	<b>1.39%</b>	<b>1.43%</b>	<b>1.39%</b>	<b>2.01%</b>
TAX REQUISITION	376,617	379,302	384,588	390,075	395,507	403,469
<b>Total Revenue</b>	<b>\$376,617</b>	<b>\$379,302</b>	<b>\$384,588</b>	<b>\$390,075</b>	<b>\$395,507</b>	<b>\$403,469</b>
<b>Expense</b>						
SALARIES & WAGES	3,722	5,744	5,919	6,104	6,289	6,484
NEW FTE AS AUTHORIZED BY THE BOARD SALARIES & WAGES		(4,872)	(5,018)	(5,169)	(5,324)	(5,483)
HONORARIUMS - FIREFIGHTERS	40,000	41,000	42,025	43,076	44,153	45,698
STIPENDS - OFFICERS	19,200	19,680	20,172	20,676	21,193	21,935
FIREFIGHTER BENEFITS	13,900	14,248	14,604	14,969	15,343	15,880
<b>ADMINISTRATION CHARGES</b>	<b>8,287</b>	<b>8,904</b>	<b>9,127</b>	<b>9,355</b>	<b>9,587</b>	<b>9,923</b>
EQUIPMENT MAINTENANCE - SCBA	2,500	2,563	2,627	2,692	2,760	2,857
EQUIPMENT MAINTENANCE - AIR COMPRESSOR	500	513	525	538	552	571
EQUIPMENT MAINTENANCE - RADIOS	2,500	2,563	2,627	2,692	2,760	2,857
EQUIPMENT MAINTENANCE - LADDER TEST ETC.	2,000	2,050	2,101	2,154	2,208	2,285
VEHICLE EXPENSE - ENGINE 1	1,500	1,538	1,576	1,615	1,656	1,714
VEHICLE EXPENSE - RESCUE 1 E-ONE	7,000	7,176	7,356	7,538	7,728	7,998
VEHICLE EXPENSE - FUEL	2,500	2,563	2,627	2,692	2,706	2,801
OP - FD - LICENSES & PERMITS	600	615	630	646	662	685
EDUCATION & TRAINING	20,000	20,500	21,013	21,538	22,076	22,849
EQUIPMENT - MISC. FOAM, TOOLS, ETC.	24,000	24,600	25,215	25,845	26,492	27,419
INSURANCE - PROPERTY	5,000	5,125	5,253	5,384	5,519	5,712
INSURANCE - LIABILITY	500	513	525	538	552	571
INSURANCE - FF ACCIDENT	14,000	14,350	14,709	15,076	15,453	15,994
INSURANCE - VEHICLE	4,500	4,613	4,728	4,846	4,967	5,141
SUPPLIES - OFFICE	1,300	1,333	1,366	1,400	1,435	1,485
SUPPLIES - HALL	3,000	3,075	3,152	3,231	3,311	3,427
UTILITIES - TELEPHONE/INTERNET - TELUS	3,000	3,075	3,152	3,231	3,311	3,427
INTEREST PAYMENT (Bylaw 2937/2921)	77,400	77,400	77,400	77,400	77,400	77,400
PRINCIPAL PAYMENT (Bylaw 2937/2921)	90,708	90,708	90,708	90,708	90,708	90,708
TRANSFER TO CAPITAL RESERVE	25,000	25,625	26,266	26,992	27,595	28,561
OTHER EXPENSES - MISC.	4,000	4,100	4,203	4,308	4,415	4,570
<b>Total Expenses</b>	<b>\$376,617</b>	<b>\$379,302</b>	<b>\$384,588</b>	<b>\$390,075</b>	<b>\$395,507</b>	<b>\$403,469</b>



**Regional District of Okanagan-Similkameen  
2024-2028 Operational Financial Plan  
BUILDING INSPECTION - 2500**

2132, 2002 - No Tax Limit

		2023 Budget	2024 Budget	2025 Budget	2026 Budget	2027 Budget	2028 Budget
<b>No Tax Limit</b>		<b>No Tax Limit</b>	<b>No Tax Limit</b>	<b>No Tax Limit</b>	<b>No Tax Limit</b>	<b>No Tax Limit</b>	<b>No Tax Limit</b>
	<b>Revenue</b>	<b>1.74%</b>	<b>5.61%</b>	<b>5.40%</b>	<b>4.59%</b>	<b>4.69%</b>	<b>3.66%</b>
TAX REQUISITION		332,410	351,044	369,987	386,961	405,106	419,927
GRANT IN LIEU OF TAXES		1,836	1,855	1,873	1,901	1,939	-
FEE FOR SERVICE		30,603	30,909	31,218	31,686	32,320	33,000
ENFORCEMENT FEES		2,550	4,000	4,200	4,400	4,600	4,800
BUILDING PERMITS		743,389	758,000	770,000	785,000	800,000	820,000
TRANSFER FROM OPERATIONAL RESERVE		35,000	-	-	-	-	-
MISCELLANEOUS REVENUE		13,591	10,000	11,000	12,000	13,000	14,000
PRIOR YEARS SURPLUS		289,036	-	-	-	-	-
<b>Total Revenue</b>		<b>\$ 1,448,415</b>	<b>\$ 1,155,808</b>	<b>\$ 1,188,278</b>	<b>\$ 1,221,948</b>	<b>\$ 1,256,965</b>	<b>\$ 1,291,727</b>
	<b>Expense</b>						
SALARIES & WAGES		859,661	895,952	922,365	949,580	977,542	1,006,438
SALARIES & WAGES			1,449	1,500	1,552	1,599	1,647
ADMINISTRATION CHARGES		62,450	67,274	69,185	71,162	73,218	75,252
OPERATIONS - FACILITIES RENTALS		6,181	7,000	7,500	8,000	8,500	9,000
CONTRACTS		20,000	-	-	-	-	-
EDUCATION & TRAINING		12,363	10,000	10,100	10,200	10,300	10,400
DEPRECIATION		15,453	15,685	15,920	16,238	16,563	17,000
EQUIPMENT		21,452	15,000	15,500	16,000	16,500	17,000
INSURANCE - LIABILITY		46,008	46,698	47,398	48,346	49,313	50,000
LEGAL FEES		30,907	31,000	32,000	33,000	33,500	34,000
SUPPLIES		5,151	5,250	5,300	5,350	5,400	5,450
ADVERTISING		2,060	2,000	2,010	2,020	2,030	2,040
TRAVEL/LEASING		36,058	37,000	37,500	38,000	39,500	40,000
UTILITIES - TELEPHONE		11,332	11,500	12,000	12,500	13,000	13,500
TRANSFER TO OPERATIONAL RESERVE		314,188	5,000	5,000	5,000	5,000	5,000
OTHER EXPENSES		5,151	5,000	5,000	5,000	5,000	5,000
<b>Total Expenses</b>		<b>\$ 1,448,415</b>	<b>\$ 1,155,808</b>	<b>\$ 1,188,278</b>	<b>\$ 1,221,948</b>	<b>\$ 1,256,965</b>	<b>\$ 1,291,727</b>



**Regional District of Okanagan-Similkameen  
2024-2028 Operational Financial Plan  
UNSIGHTLY/UNTIDY PREMISES - AREAS "D" & "I" - 2600**

2325, 2004 - No Tax Limit

		2023 Budget	2024 Budget	2025 Budget	2026 Budget	2027 Budget	2028 Budget
<b>No Tax Limit</b>		<b>No Tax Limit</b>	<b>No Tax Limit</b>	<b>No Tax Limit</b>	<b>No Tax Limit</b>	<b>No Tax Limit</b>	<b>No Tax Limit</b>
	<b>Revenue</b>	1.59%	1.83%	3.44%	3.44%	3.45%	3.45%
TAX REQUISITION		61,059	62,178	64,318	66,533	68,825	71,198
PRIOR YEARS SURPLUS		14,142	-	-	-	-	-
<b>Total Revenue</b>		<b>\$ 75,201</b>	<b>\$ 62,178</b>	<b>\$ 64,318</b>	<b>\$ 66,533</b>	<b>\$ 68,825</b>	<b>\$ 71,198</b>
	<b>Expense</b>						
ADMINISTRATION CHARGES		2,160	2,265	2,343	2,423	2,507	2,593
BYLAW ENFORCEMENT		52,899	58,913	60,975	63,109	65,318	67,604
CONTRACT SERVICES		5,000	1,000	1,000	1,000	1,000	1,000
LEGAL FEES		3,000	-	-	-	-	-
TRANSFER TO RESERVE		12,142	-	-	-	-	-
<b>Total Expenses</b>		<b>\$ 75,201</b>	<b>\$ 62,178</b>	<b>\$ 64,318</b>	<b>\$ 66,533</b>	<b>\$ 68,825</b>	<b>\$ 71,198</b>



**Regional District of Okanagan-Similkameen  
2024-2028 Operational Financial Plan  
UNSIGHTLY/UNTIDY PREMISES - AREA "E" - 2610**

2390, 2006 - No Tax Limit

		2023 Budget	2024 Budget	2025 Budget	2026 Budget	2027 Budget	2028 Budget
<b>No Tax Limit</b>		<b>No Tax Limit</b>	<b>No Tax Limit</b>	<b>No Tax Limit</b>	<b>No Tax Limit</b>	<b>No Tax Limit</b>	<b>No Tax Limit</b>
	<b>Revenue</b>	2.45%	7.71%	3.30%	3.31%	3.32%	3.32%
	TAX REQUISITION	17,183	18,507	19,118	19,751	20,406	21,084
	PRIOR YEARS SURPLUS	1,500	-	-	-	-	-
	<b>Total Revenue</b>	\$ 18,683	\$ 18,507	\$ 19,118	\$ 19,751	\$ 20,406	\$ 21,084
	<b>Expense</b>						
	ADMINISTRATION CHARGES	609	674	696	719	743	768
	BYLAW ENFORCEMENT	15,114	16,833	17,422	18,032	18,663	19,316
	CONTRACT SERVICES	1,030	1,000	1,000	1,000	1,000	1,000
	LEGAL FEES	1,030	-	-	-	-	-
	TRANSFER TO OPERATIONAL RESERVE	900	-	-	-	-	-
	<b>Total Expenses</b>	\$ 18,683	\$ 18,507	\$ 19,118	\$ 19,751	\$ 20,406	\$ 21,084



**Regional District of Okanagan-Similkameen**  
**2024-2028 Operational Financial Plan**  
**UNSIGHTLY/UNTIDY PREMISES - AREA "C" - 2620**

2392, 2007 - No Tax Limit

		2023 Budget	2024 Budget	2025 Budget	2026 Budget	2027 Budget	2028 Budget
<b>No Tax Limit</b>		<b>No Tax Limit</b>	<b>No Tax Limit</b>	<b>No Tax Limit</b>	<b>No Tax Limit</b>	<b>No Tax Limit</b>	<b>No Tax Limit</b>
	<b>Revenue</b>						
		-6.58%	-17.59%	3.34%	3.35%	3.35%	3.36%
TAX REQUISITION		27,758	22,874	23,639	24,430	25,248	26,096
PRIOR YEARS SURPLUS		14,200	-	-	-	-	-
<b>Total Revenue</b>		\$ 41,958	\$ 22,874	\$ 23,639	\$ 24,430	\$ 25,248	\$ 26,096
	<b>Expense</b>						
ADMINISTRATION CHARGES		780	833	861	890	920	950
BYLAW ENFORCEMENT		18,893	21,041	21,778	22,540	23,329	24,145
CONTRACT SERVICES		1,025	1,000	1,000	1,000	1,000	1,000
LEGAL FEES		2,060	-	-	-	-	-
TRANSFER TO OPERATIONAL RESERVE		19,200	-	-	-	-	-
<b>Total Expenses</b>		\$ 41,958	\$ 22,874	\$ 23,639	\$ 24,430	\$ 25,248	\$ 26,096





**Regional District of Okanagan-Similkameen  
2024-2028 Operational Financial Plan  
UNSIGHTLY/UNTIDY PREMISES - AREA "F" - 2630**

2437, 2008 No Tax Limit

		2023 Budget	2024 Budget	2025 Budget	2026 Budget	2027 Budget	2028 Budget
<b>No Tax Limit</b>		<b>No Tax Limit</b>	<b>No Tax Limit</b>	<b>No Tax Limit</b>	<b>No Tax Limit</b>	<b>No Tax Limit</b>	<b>No Tax Limit</b>
	<b>Revenue</b>	<b>-0.02%</b>	<b>3.93%</b>	<b>3.13%</b>	<b>3.14%</b>	<b>3.15%</b>	<b>3.16%</b>
	TAX REQUISITION	9,403	9,772	10,078	10,395	10,722	11,061
	PRIOR YEARS SURPLUS	4,332	-	-	-	-	-
	<b>Total Revenue</b>	<b>\$ 13,735</b>	<b>\$ 9,772</b>	<b>\$ 10,078</b>	<b>\$ 10,395</b>	<b>\$ 10,722</b>	<b>\$ 11,061</b>
	<b>Expense</b>						
	ADMINISTRATION CHARGE	339	356	367	379	391	403
	BYLAW ENFORCEMENT	7,557	8,416	8,711	9,016	9,331	9,658
	CONTRACT SERVICES	1,000	1,000	1,000	1,000	1,000	1,000
	LEGAL FEES	1,000	-	-	-	-	-
	TRANSFER TO OPERATIONAL RESERVE	3,839	-	-	-	-	-
	<b>Total Expenses</b>	<b>\$ 13,735</b>	<b>\$ 9,772</b>	<b>\$ 10,078</b>	<b>\$ 10,395</b>	<b>\$ 10,722</b>	<b>\$ 11,061</b>



**Regional District of Okanagan-Similkameen  
2024-2028 Operational Financial Plan  
UNSIGHTLY/UNTIDY PREMISES - AREA "G" - 2640**

2520, 2010 - No Tax Limit

		2023 Budget	2024 Budget	2025 Budget	2026 Budget	2027 Budget	2028 Budget
<b>No Tax Limit</b>		<b>No Tax Limit</b>	<b>No Tax Limit</b>	<b>No Tax Limit</b>	<b>No Tax Limit</b>	<b>No Tax Limit</b>	<b>No Tax Limit</b>
	<b>Revenue</b>	<b>-0.04%</b>	<b>0.98%</b>	<b>3.12%</b>	<b>3.13%</b>	<b>3.14%</b>	<b>3.15%</b>
	TAX REQUISITION	9,447	9,540	9,837	10,145	10,464	10,794
	PRIOR YEARS SURPLUS	8,305	-	-	-	-	-
	<b>Total Revenue</b>	<b>\$ 17,752</b>	<b>\$ 9,540</b>	<b>\$ 9,837</b>	<b>\$ 10,145</b>	<b>\$ 10,464</b>	<b>\$ 10,794</b>
	<b>Expense</b>						
	ADMINISTRATION CHARGE	407	347	358	370	381	393
	BYLAW ENFORCEMENT	7,356	8,192	8,479	8,776	9,083	9,401
	CONTRACT SERVICES	2,060	1,000	1,000	1,000	1,000	1,000
	LEGAL FEES	2,060	-	-	-	-	-
	TRANSFER TO OPERATIONAL RESERVE	5,869	-	-	-	-	-
	<b>Total Expenses</b>	<b>\$ 17,752</b>	<b>\$ 9,540</b>	<b>\$ 9,837</b>	<b>\$ 10,145</b>	<b>\$ 10,464</b>	<b>\$ 10,794</b>



**Regional District of Okanagan-Similkameen  
2024-2028 Operational Financial Plan  
UNSIGHTLY/UNTIDY PREMISES - AREA "H" - 2650**

2636, 2013 - No Tax limit

		2023 Budget	2024 Budget	2025 Budget	2026 Budget	2027 Budget	2028 Budget
<b>No Tax Limit</b>		<b>No Tax Limit</b>	<b>No Tax Limit</b>	<b>No Tax Limit</b>	<b>No Tax Limit</b>	<b>No Tax Limit</b>	<b>No Tax Limit</b>
	<b>Revenue</b>	-17.05%	-21.35%	3.39%	3.39%	3.39%	3.40%
TAX REQUISITION		40,189	31,609	32,679	33,786	34,933	36,119
<b>Total Revenue</b>		<b>\$ 40,189</b>	<b>\$ 31,609</b>	<b>\$ 32,679</b>	<b>\$ 33,786</b>	<b>\$ 34,933</b>	<b>\$ 36,119</b>
	<b>Expense</b>						
ADMINISTRATION CHARGE		1,377	1,151	1,190	1,231	1,272	1,316
BYLAW ENFORCEMENT		26,450	29,458	30,489	31,556	32,660	33,803
CONTRACT SERVICES		2,060	1,000	1,000	1,000	1,000	1,000
LEGAL FEES		10,302	-	-	-	-	-
<b>Total Expenses</b>		<b>\$ 40,189</b>	<b>\$ 31,609</b>	<b>\$ 32,679</b>	<b>\$ 33,786</b>	<b>\$ 34,933</b>	<b>\$ 36,119</b>



**Regional District of Okanagan-Similkameen  
2024-2028 Operational Financial Plan  
NOISE BYLAWS AREAS "D", "F", "I" - 2700**

BL 1436.01, 2004 - Tax based on Assessment

		2023 Budget	2024 Budget	2025 Budget	2026 Budget	2027 Budget	2028 Budget
\$		126,051					
		<b>COMPLIANT</b>	<b>COMPLIANT</b>	<b>COMPLIANT</b>	<b>COMPLIANT</b>	<b>COMPLIANT</b>	<b>COMPLIANT</b>
	<b>Revenue</b>	0.29%	-2.47%	3.61%	3.59%	3.58%	3.56%
	TAX REQUISITION - AREA 'D', AREA 'F', AREA 'I'	28,996	28,279	29,300	30,353	31,440	32,560
	PRIOR YEARS SURPLUS	456	-	-	-	-	-
	<b>Total Revenue</b>	<u>\$ 29,452</u>	<u>\$ 28,279</u>	<u>\$ 29,300</u>	<u>\$ 30,353</u>	<u>\$ 31,440</u>	<u>\$ 32,560</u>
	<b>Expense</b>						
	ADMINISTRATION CHARGES	982	1,030	1,067	1,106	1,145	1,186
	BYLAW ENFORCEMENT	22,672	25,249	26,133	27,048	27,994	28,974
	CONTRACT SERVICES	5,000	2,000	2,100	2,200	2,300	2,400
	TRANSFER TO RESERVE	798	-	-	-	-	-
	<b>Total Expenses</b>	<u>\$ 29,452</u>	<u>\$ 28,279</u>	<u>\$ 29,300</u>	<u>\$ 30,353</u>	<u>\$ 31,440</u>	<u>\$ 32,560</u>



**Regional District of Okanagan-Similkameen  
2024-2028 Operational Financial Plan  
NOISE BYLAWS AREA "E" - 2710**

BL2385, 2006 - No Tax Limit

		2023 Budget	2024 Budget	2025 Budget	2026 Budget	2027 Budget	2028 Budget
<b>No Tax Limit</b>		<b>No Tax Limit</b>	<b>No Tax Limit</b>	<b>No Tax Limit</b>	<b>No Tax Limit</b>	<b>No Tax Limit</b>	<b>No Tax Limit</b>
	<b>Revenue</b>	<b>32.54%</b>	<b>-1.76%</b>	<b>3.13%</b>	<b>3.14%</b>	<b>3.15%</b>	<b>3.16%</b>
TAX REQUISITION		9,947	9,772	10,078	10,395	10,722	11,061
PRIOR YEARS SURPLUS		11	-	-	-	-	-
<b>Total Revenue</b>		<b>\$ 9,958</b>	<b>\$ 9,772</b>	<b>\$ 10,078</b>	<b>\$ 10,395</b>	<b>\$ 10,722</b>	<b>\$ 11,061</b>
	<b>Expense</b>						
ADMINISTRATION CHARGES		341	356	367	379	391	403
BYLAW ENFORCEMENT		7,557	8,416	8,711	9,016	9,331	9,658
CONTRACT SERVICES		2,060	1,000	1,000	1,000	1,000	1,000
<b>Total Expenses</b>		<b>\$ 9,958</b>	<b>\$ 9,772</b>	<b>\$ 10,078</b>	<b>\$ 10,395</b>	<b>\$ 10,722</b>	<b>\$ 11,061</b>



**Regional District of Okanagan-Similkameen  
2024-2028 Operational Financial Plan  
NOISE BYLAWS AREA "C" - 2720**

1436, 1993 - Assessment

		2023 Budget	2024 Budget	2025 Budget	2026 Budget	2027 Budget	2028 Budget
\$		37,271					
	<b>Revenue</b>	<b>COMPLIANT</b>	<b>COMPLIANT</b>	<b>COMPLIANT</b>	<b>COMPLIANT</b>	<b>COMPLIANT</b>	<b>COMPLIANT</b>
		3.19%	0.37%	3.13%	3.14%	3.15%	3.16%
	TAX REQUISITION	9,736	9,772	10,078	10,395	10,722	11,061
	PRIOR YEARS SURPLUS	522	-	-	-	-	-
	<b>Total Revenue</b>	<b>\$ 10,258</b>	<b>\$ 9,772</b>	<b>\$ 10,078</b>	<b>\$ 10,395</b>	<b>\$ 10,722</b>	<b>\$ 11,061</b>
	<b>Expense</b>						
	ADMINISTRATION CHARGE	341	356	367	379	391	403
	BYLAW ENFORCEMENT	7,557	8,416	8,711	9,016	9,331	9,658
	CONTRACT SERVICES	2,060	1,000	1,000	1,000	1,000	1,000
	TRANSFER TO RESERVE	300	-	-	-	-	-
	<b>Total Expenses</b>	<b>\$ 10,258</b>	<b>\$ 9,772</b>	<b>\$ 10,078</b>	<b>\$ 10,395</b>	<b>\$ 10,722</b>	<b>\$ 11,061</b>



**Regional District of Okanagan-Similkameen**  
**2024-2028 Operational Financial Plan**  
**NOISE BYLAW - AREA "H" - 2730**

Bylaw Repealed

		2023 Budget	2024 Budget	2025 Budget	2026 Budget	2027 Budget	2028 Budget
<b>No Tax Limit</b>		<b>No Tax Limit</b>	<b>No Tax Limit</b>	<b>No Tax Limit</b>	<b>No Tax Limit</b>	<b>No Tax Limit</b>	<b>No Tax Limit</b>
	<b>Revenue</b>	-100.00%	0.00%	0.00%	0.00%	0.00%	0.00%
PRIOR YEARS SURPLUS		833	-	-	-	-	-
<b>Total Revenue</b>		\$ 833	\$ -	\$ -	\$ -	\$ -	\$ -
	<b>Expense</b>						
TRANSFER TO RESERVE		833	-	-	-	-	-
<b>Total Expenses</b>		\$ 833	\$ -	\$ -	\$ -	\$ -	\$ -



**Regional District of Okanagan-Similkameen  
2024-2028 Operational Financial Plan  
REFUSE DISPOSAL- OLIVER & AREA "C" - 3000**

BI 1695, 1996 - Max Levy

	2023 Budget	2024 Budget	2025 Budget	2026 Budget	2027 Budget	2028 Budget
<b>\$</b>	<b>160,000</b>					
<b>Revenue</b>	<b>Compliant</b>	<b>Compliant</b>	<b>REVIEW REQUIRED</b>	<b>REVIEW REQUIRED</b>	<b>REVIEW REQUIRED</b>	<b>REVIEW REQUIRED</b>
	13.64%	6.43%	85.88%	18.84%	16.38%	13.77%
	38.91%	0.18%	0.00%	0.00%	0.00%	0.00%
<b>FEES - REFUSE DISPOSAL</b>						
TAX REQUISITION	118,534	126,161	234,509	278,682	324,320	368,981
INTEREST INCOME	1,555	-	-	-	-	-
AGREEMENT - OSOYOOS INDIAN BAND	2,738	2,920	2,920	2,920	2,920	2,920
FEES - REFUSE DISPOSAL	1,128,587	1,130,600	1,130,600	1,130,600	1,130,600	1,130,600
FEES - COMPOST	-	1,000	-	-	-	-
SCRAP METAL RECYCLING	108,955	75,000	75,000	75,000	75,000	75,000
MMBC REVENUE	4,300	3,000	3,000	3,000	3,000	3,000
TRANSFER FROM OPERATING RESERVE	20,000	113,000	11,781	-	-	-
MISCELLANEOUS REVENUE	3,000	-	-	-	-	-
PRIOR YEARS SURPLUS	33,419	-	-	-	-	-
<b>Total Revenue</b>	<b>\$ 1,421,088</b>	<b>\$ 1,451,681</b>	<b>\$ 1,457,810</b>	<b>\$ 1,490,202</b>	<b>\$ 1,535,840</b>	<b>\$ 1,580,501</b>
<b>Expense</b>						
SALARIES & WAGES	185,277	417,980	430,555	443,518	456,867	470,476
NEW FTE AS AUTHORIZED BY THE BOARD SALARIES & WAGES	12,008	3,105	4,968	5,123	5,277	5,436
<b>ADMINISTRATION CHARGES</b>	<b>60,502</b>	<b>61,292</b>	<b>60,349</b>	<b>62,246</b>	<b>64,204</b>	<b>63,797</b>
IT SUPPORT COSTS	3,250	3,348	3,448	3,551	3,658	3,768
EQUIPMENT MAINTENANCE	-	30,000	34,725	34,725	34,725	34,725
OPERATIONS	100,000	120,000	124,200	128,547	133,046	137,703
OPERATIONS - COMPOSTING	-	30,000	31,050	32,137	33,262	34,426
CONSULTANTS	5,000	50,000	-	-	-	-
CONTRACT SERVICES	478,000	-	-	-	-	-
CONTRACT SERVICES - OPERATIONS	42,000	5,000	5,175	5,356	5,544	5,738
CONTRACT SERVICES - RECYCLING	40,000	40,000	41,400	42,849	44,349	45,901
CONTRACT SERVICES WOOD WASTE	115,000	120,000	124,200	128,547	133,046	137,703
CONTRACT SERVICES - E WASTE	15,000	15,000	15,525	16,068	16,631	17,213
EDUCATION & TRAINING	1,918	5,000	5,175	5,356	5,544	5,738
MEMBERSHIP & DUES	1,015	2,000	2,070	2,142	2,217	2,295
ENVIRONMENTAL CONTROL	7,700	7,700	7,970	8,248	8,537	8,836
ENVIRONMENTAL MONITORING	3,800	3,800	3,933	4,071	4,213	4,361
DEPRECIATION - REPLACEMENT EQUIPMENT	-	80,000	80,000	80,000	80,000	80,000
INSURANCE - PROPERTY	154	160	160	163	167	173
INSURANCE - LIABILITY	4,400	4,601	4,601	4,700	4,800	4,968
INSURANCE - VEHICLE	-	191	191	198	205	212
INSURANCE - ENVIRONMENTAL	-	10,577	10,577	10,947	11,330	11,727
LEGAL FEES	2,000	-	-	-	-	-
SUPPLIES	1,000	1,077	1,077	1,115	1,154	1,194
ADVERTISING - PUBLIC EDUCATION	1,250	1,350	1,350	1,397	1,446	1,497
TRAVEL/LEASING	3,700	69,000	71,415	73,915	76,502	79,179
UTILITIES	12,912	13,000	13,455	13,926	14,413	14,918
UTILITIES - COMPOST ELECTRIC & WATER	-	20,000	20,700	21,425	22,174	22,950
TRANSFER TO RESERVE CAPITAL	305,202	316,000	327,060	338,507	350,355	362,617
TRANSFER TO OPERATING RESERVE	20,000	21,500	32,481	21,425	22,174	22,950
<b>Total Expenses</b>	<b>\$ 1,421,088</b>	<b>\$ 1,451,681</b>	<b>\$ 1,457,810</b>	<b>\$ 1,490,202</b>	<b>\$ 1,535,840</b>	<b>\$ 1,580,501</b>





**Regional District of Okanagan-Similkameen  
2024-2028 Operational Financial Plan  
REFUSE DISPOSAL - AREA "H" - 3100**

RG 735, H717, 1905.02, 2007 - Assessment

		2023 Budget	2024 Budget	2025 Budget	2026 Budget	2027 Budget	2028 Budget
\$		<b>1,219,853</b>					
	<b>Revenue</b>	<b>Compliant</b>	<b>Compliant</b>	<b>Compliant</b>	<b>Compliant</b>	<b>Compliant</b>	<b>Compliant</b>
		0.24%	0.33%	0.01%	0.01%	0.02%	0.02%
	TAX REQUISITION	205,142	205,815	205,845	205,875	205,907	205,939
	PRIOR YEARS SURPLUS	1,840	-	-	-	-	-
	<b>Total Revenue</b>	<b>\$ 206,982</b>	<b>\$ 205,815</b>	<b>\$ 205,845</b>	<b>\$ 205,875</b>	<b>\$ 205,907</b>	<b>\$ 205,939</b>
	<b>Expense</b>						
	SALARIES & WAGES	878	940	968	997	1,027	1,058
	ADMINISTRATION CHARGES	9,264	9,875	9,877	9,878	9,880	9,881
	CONTRACTS - PRINCETON	195,000	195,000	195,000	195,000	195,000	195,000
	TRANSFER TO OPERATING RESERVE	1,840	-	-	-	-	-
	<b>Total Expenses</b>	<b>\$ 206,982</b>	<b>\$ 205,815</b>	<b>\$ 205,845</b>	<b>\$ 205,875</b>	<b>\$ 205,907</b>	<b>\$ 205,939</b>



**Regional District of Okanagan-Similkameen  
2024-2028 Operational Financial Plan  
REFUSE DISPOSAL - AREA "A" - 3200**

**106, 1970 - No Tax Limit**

		2023 Budget	2024 Budget	2025 Budget	2026 Budget	2027 Budget	2028 Budget
<b>No Tax Limit</b>		<b>No Tax Limit</b>	<b>No Tax Limit</b>	<b>No Tax Limit</b>	<b>No Tax Limit</b>	<b>No Tax Limit</b>	<b>No Tax Limit</b>
	<b>Revenue</b>	-100.00%	0.00%	0.00%	0.00%	0.00%	0.00%
PRIOR YEARS SURPLUS		6,000	-	-	-	-	-
<b>Total Revenue</b>		<u>\$ 6,000</u>	<u>\$ -</u>	<u>\$ -</u>	<u>\$ -</u>	<u>\$ -</u>	<u>\$ -</u>
	<b>Expense</b>						
TRANSFER TO OPERATING RESERVE		6,000	-	-	-	-	-
<b>Total Expenses</b>		<u>\$ 6,000</u>	<u>\$ -</u>	<u>\$ -</u>	<u>\$ -</u>	<u>\$ -</u>	<u>\$ -</u>



**Regional District of Okanagan-Similkameen  
2024-2028 Operational Financial Plan  
REFUSE DISPOSAL - KEREMEOS AREAS "B" & "G" - 3400**

RG735, B716, G716, BL1777, 1997 - Assessment

	2023 Budget	2024 Budget	2025 Budget	2026 Budget	2027 Budget	2028 Budget
<b>\$</b>	<b>1,099,908</b>					
<b>Revenue</b>	<b>Compliant</b>	<b>Compliant</b>	<b>Compliant</b>	<b>Compliant</b>	<b>Compliant</b>	<b>Compliant</b>
	<b>0.65%</b>	<b>13.39%</b>	<b>8.42%</b>	<b>3.79%</b>	<b>5.02%</b>	<b>3.70%</b>
TAX REQUISITION	260,426	295,300	320,167	332,306	348,972	361,871
FEES - REFUSE DISPOSAL	110,000	90,000	100,000	100,000	100,000	100,000
SCRAP METAL RECYCLING	40,000	30,000	30,000	30,000	30,000	30,000
TRANSFER FROM RESERVE	12,758	62,000	21,311	5,000	5,000	5,000
MISCELLANEOUS REVENUE	5,177	1,200	5,413	5,521	5,600	5,796
PRIOR YEARS SURPLUS	19,476	-	-	-	-	-
<b>Total Revenue</b>	<b>\$ 447,837</b>	<b>\$ 478,500</b>	<b>\$ 476,891</b>	<b>\$ 472,827</b>	<b>\$ 489,572</b>	<b>\$ 502,667</b>
<b>Expense</b>						
SALARIES & WAGES	104,125	126,084	129,919	133,877	137,938	142,061
NEW FTE AS AUTHORIZED BY THE BOARD SALARIES & WAGES	6,605	1,973	3,445	3,552	3,658	3,768
<b>ADMINISTRATION CHARGES</b>	<b>19,018</b>	<b>22,683</b>	<b>21,819</b>	<b>22,401</b>	<b>23,203</b>	<b>23,640</b>
OPERATIONS	19,200	19,200	20,000	20,500	21,000	21,735
TIPPING FEES	74,309	74,309	76,910	79,602	82,388	85,271
CONSULTANTS	-	30,000	-	-	-	-
CONTRACT SERVICES - OPERATIONS	53,733	55,000	55,000	55,000	58,000	58,000
CONTRACT SERVICES - RECYCLING	23,400	25,000	25,000	25,000	26,000	26,000
CONTRACT SERVICES - TRANSFER STATION CONTRACTOR	67,951	70,000	72,450	74,986	77,611	80,327
CONTRACT SERVICES - WOOD WASTE CHIPPING	30,000	30,000	31,050	32,137	33,262	34,426
CONTRACT SERVICES - KEREMEOS	4,000	-	-	-	-	-
ENVIRONMENTAL CONTROL	3,300	3,500	3,623	3,749	3,881	4,016
ENVIRONMENTAL MONITORING	3,800	4,000	4,140	4,285	4,435	4,590
DEPRECIATION	-	5,751	5,837	5,954	6,000	6,210
INSURANCE - PROPERTY	384	600	621	643	665	689
INSURANCE - LIABILITY	1,607	1,500	1,553	1,607	1,663	1,721
INSURANCE - ENVIRONMENTAL	3,551	2,700	2,795	2,892	2,994	3,098
ADVERTISING - PUBLIC EDUCATION	600	600	621	643	665	689
TRAVEL/LEASING	2,100	2,100	2,174	2,250	2,328	2,410
UTILITIES	3,436	3,500	3,623	3,749	3,881	4,016
TRANSFER TO RESERVE CAPITAL	7,242	-	-	-	-	-
TRANSFER TO OPERATING RESERVE	19,476	-	16,311	-	-	-
<b>Total Expenses</b>	<b>\$ 447,837</b>	<b>\$ 478,500</b>	<b>\$ 476,891</b>	<b>\$ 472,827</b>	<b>\$ 489,572</b>	<b>\$ 502,667</b>



**Regional District of Okanagan-Similkameen  
2024-2028 Operational Financial Plan  
REFUSE DISPOSAL - PENTICTON/D3 - 3500**

	2023 Budget	2024 Budget	2025 Budget	2026 Budget	2027 Budget	2028 Budget
<b>User Fees</b>						
<b>Revenue</b>						
	<b>User Fees</b>	<b>User Fees</b>	<b>User Fees</b>	<b>User Fees</b>	<b>User Fees</b>	<b>User Fees</b>
	7.83%	-0.71%	0.80%	1.33%	3.41%	3.39%
FEES - REFUSE DISPOSAL	3,465,843	3,441,206	3,468,654	3,514,802	3,634,708	3,757,864
REFUSE DISPOSAL - OK FALLS	506,414	506,414	524,138	542,483	561,470	581,122
GYP SUM DISP. FEES	111,191	111,191	115,083	119,111	123,279	127,594
ORGANIC DISPOSAL FEES	239,996	239,996	248,396	257,090	266,088	275,401
SCRAP METAL RECYCLING	159,999	160,000	165,600	171,396	177,395	183,604
MMBC REVENUE	10,180	47,000	47,000	47,000	47,000	47,000
RECYCLING DEPOT REVENUE	-	8,732	9,038	9,354	9,681	10,020
TRANSFER FROM RESERVE	-	174,000	-	-	-	-
TRANSFER FROM OPERATING RESERVE	10,000	292,323	302,568	313,162	324,133	329,747
MISCELLANEOUS REVENUE	-	44,666	46,229	47,847	49,522	51,255
<b>Total Revenue</b>	\$ 4,503,623	\$ 5,025,528	\$ 4,926,706	\$ 5,022,245	\$ 5,193,276	\$ 5,363,607
<b>Expense</b>						
SALARIES & WAGES	662,458	771,227	794,189	817,897	842,166	866,742
NEW FTE AS AUTHORIZED BY THE BOARD SALARIES & WAGES	48,032	12,253	11,533	11,901	12,258	12,625
PART TIME WAGES	82,000	82,000	84,870	87,840	90,915	94,097
ADMINISTRATION CHARGES	211,652	243,260	251,444	259,981	268,799	277,530
IT SUPPORT COSTS	9,900	10,198	10,503	10,817	11,143	11,478
OPERATIONS	120,000	120,000	124,200	128,547	133,046	137,703
OPERATIONS	25,000	25,000	25,875	26,781	27,718	28,688
CONTRACT SERVICES - OPS OK FALLS	540,000	556,200	575,667	595,815	616,669	638,252
CONTRACT SERVICES - OPS CMLS	820,000	844,600	874,161	904,757	936,423	969,198
CONTRACT SERVICES - RECYCLING	175,000	175,000	181,125	187,464	194,026	200,817
CONTRACT SERVICES - RECYCLING - OTHER AR	20,000	20,000	20,700	21,425	22,174	22,950
CONTRACT SERVICES - WOOD WASTE CHIPPING	549,000	550,000	569,250	589,174	609,795	631,138
CONTRACT SERVICES - WOOD WASTE CHIPPING	40,000	90,000	93,150	96,410	99,785	103,277
CONCRETE CRUSHING	80,000	90,000	93,150	96,410	99,785	97,539
HHW DISPOSAL CONTRACTOR	95,000	85,000	87,975	91,054	94,241	97,539
EDUCATION & TRAINING	3,700	3,700	3,830	3,964	4,102	4,246
EDUCATION & TRAINING	761	761	788	815	844	873
ENVIRONMENTAL CONTROL	22,500	22,500	23,288	24,103	24,946	25,819
ENVIRONMENTAL CONTROL	2,100	2,100	2,174	2,250	2,328	2,410
ENVIRONMENTAL MONITORING	49,000	49,000	50,715	52,490	54,327	56,229
ENVIRONMENTAL MONITORING	6,200	13,000	13,455	13,926	14,413	14,918
DEPRECIATION	12,483	12,987	13,442	13,912	14,399	14,903
INSURANCE - PROPERTY	5,964	6,643	6,876	7,116	7,365	7,623
INSURANCE - LIABILITY	18,652	16,258	16,827	17,416	18,026	18,656
INSURANCE - ENVIRONMENTAL	32,000	33,000	34,155	35,350	36,588	37,868
LEGAL FEES	5,000	5,000	5,175	5,356	5,544	5,738
LEGAL FEES - OKFL	1,000	1,000	1,035	1,071	1,109	1,148
SUPPLIES	2,500	2,500	2,588	2,678	2,772	2,869
ADVERTISING - PUBLIC EDUCATION	10,000	10,000	10,350	10,712	11,087	11,475
ADVERTISING - PUBLIC EDUCATION - OKFL	609	610	631	653	676	700
TRAVEL/LEASING	31,000	31,000	32,085	33,208	34,370	35,573
TRAVEL/LEASING OKFL	-	200	207	214	222	230
UTILITIES	44,414	44,414	45,968	47,577	49,243	50,966
UTILITIES - OKFL	3,100	3,100	3,209	3,321	3,437	3,557
LANDFILL LEASE	109,072	185,000	191,475	198,177	205,113	212,292
TRANSFER TO CLOSURE RESERVE	72,000	72,000	144,520	77,128	79,828	82,622
TRANSFER TO CLOSURE RESERVE OK FALLS	-	2,688	-	-	-	-
TRANSFER TO CAPITAL RESERVE	483,526	208,329	215,621	223,167	230,978	239,062
TRANSFER TO CAPITAL RESERVES - OK FALLS	100,000	100,000	103,500	107,123	110,872	114,752
TRANSFER TO OPERATING RESERVE	10,000	525,000	207,000	214,245	221,744	229,505
<b>Total Expenses</b>	\$ 4,503,623	\$ 5,025,528	\$ 4,926,706	\$ 5,022,245	\$ 5,193,276	\$ 5,363,607



**Regional District of Okanagan-Similkameen  
2024-2028 Operational Financial Plan  
RECYCLING / GARBAGE - AREA "A" - 3520**

		2023 Budget	2024 Budget	2025 Budget	2026 Budget	2027 Budget	2028 Budget
<b>User Fee</b>							
	<b>Revenue</b>	<b>User Fee</b>	<b>User Fee</b>	<b>User Fee</b>	<b>User Fee</b>	<b>User Fee</b>	<b>User Fee</b>
		2.13%	7.08%	4.38%	4.34%	4.30%	
MMBC Revenue		38,368	41,000	41,000	41,000	41,000	41,000
CURBSIDE USER FEES		143,234	153,369	160,079	167,021	174,205	181,638
TAG A BAG STICKER REVENUE		41	20	21	21	22	23
TRANSFER FROM OPERATING RESERVE		466	-	-	-	-	-
<b>Total Revenue</b>		<b>\$ 182,109</b>	<b>\$ 194,389</b>	<b>\$ 201,100</b>	<b>\$ 208,042</b>	<b>\$ 215,227</b>	<b>\$ 222,661</b>
	<b>Expense</b>						
SALARIES & WAGES		14,022	21,571	22,238	22,926	23,635	24,367
ADMINISTRATION CHARGES		8,224	9,327	9,649	9,982	10,327	10,684
OP - SW - TIPPING FEES		48,660	49,632	51,369	53,167	55,028	56,954
CONTRACT SERVICES - RECYCLING		31,501	35,500	36,743	38,028	39,359	40,737
CONTRACT SERVICES - GARBAGE		76,031	76,000	78,660	81,413	84,263	87,212
EDUCATION & TRAINING		385	385	398	412	427	442
INSURANCE - LIABILITY		762	774	801	829	858	888
SUPPLIES - RECYCLING - TAG A BAG		361	-	-	-	-	-
ADVERTISING - PUBLIC EDUCATION		1,648	800	828	857	887	918
TRAVEL/LEASING		515	400	414	428	443	459
<b>Total Expenses</b>		<b>\$ 182,109</b>	<b>\$ 194,389</b>	<b>\$ 201,100</b>	<b>\$ 208,042</b>	<b>\$ 215,227</b>	<b>\$ 222,661</b>



**Regional District of Okanagan-Similkameen  
2024-2028 Operational Financial Plan  
RECYCLING / GARBAGE - AREA "B" - 3530**

		2023 Budget	2024 Budget	2025 Budget	2026 Budget	2027 Budget	2028 Budget
<b>User Fee</b>							
	<b>Revenue</b>	<b>User Fee</b>	<b>User Fee</b>	<b>User Fee</b>	<b>User Fee</b>	<b>User Fee</b>	<b>User Fee</b>
		2.24%	7.73%	8.60%	4.33%	4.28%	4.25%
MMBC REVENUE		19,411	20,000	20,000	20,000	20,000	20,000
CURBSIDE USER FEES		68,481	73,771	80,118	83,584	87,165	90,869
TAG A BAG STICKER REVENUE		255	100	104	107	111	115
TRANSFER FROM OPERATING RESERVE		4,680	3,000	-	-	-	-
<b>Total Revenue</b>		<b>\$ 92,827</b>	<b>\$ 96,871</b>	<b>\$ 100,222</b>	<b>\$ 103,691</b>	<b>\$ 107,276</b>	<b>\$ 110,984</b>
	<b>Expense</b>						
SALARIES & WAGES		4,653	7,961	8,202	8,450	8,703	8,964
<b>ADMINISTRATION CHARGES</b>		<b>3,176</b>	<b>3,524</b>	<b>3,646</b>	<b>3,772</b>	<b>3,903</b>	<b>4,038</b>
OP - SW - TIPPING FEES		23,259	23,608	24,434	25,289	26,175	27,091
CONTRACT SERVICES - RECYCLING		16,600	16,600	17,181	17,782	18,405	19,049
CONTRACT SERVICES - GARBAGE		43,155	43,155	44,665	46,229	47,847	49,521
EDUCATION & TRAINING		201	204	211	219	226	234
INSURANCE - LIABILITY		396	402	416	431	446	461
SUPPLIES - RECYCLING - TAG A BAG		173	176	182	189	195	202
ADVERTISING - PUBLIC EDUCATION		750	769	796	824	853	882
TRAVEL/LEASING		353	359	372	385	398	412
TRANSFER TO OPERATING RESERVE		111	113	117	121	125	130
<b>Total Expenses</b>		<b>\$ 92,827</b>	<b>\$ 96,871</b>	<b>\$ 100,222</b>	<b>\$ 103,691</b>	<b>\$ 107,276</b>	<b>\$ 110,984</b>



**Regional District of Okanagan-Similkameen  
2024-2028 Operational Financial Plan  
RECYCLING / GARBAGE - AREA "C" - 3540**

		2023 Budget	2024 Budget	2025 Budget	2026 Budget	2027 Budget	2028 Budget
<b>User Fee</b>		<b>User Fee</b>	<b>User Fee</b>	<b>User Fee</b>	<b>User Fee</b>	<b>User Fee</b>	<b>User Fee</b>
		2.20%	9.00%	4.35%	4.31%	4.27%	4.24%
	<b>Revenue</b>						
MMBC REVENUE		58,274	61,000	61,000	61,000	61,000	61,000
CURBSIDE USER FEES		219,388	239,138	249,534	260,283	271,407	282,921
TAG A BAG STICKER REVENUE		816	1,350	1,397	1,446	1,497	1,549
TRANSFER FROM OPERATING RESERVE		12,864	-	-	-	-	-
PRIOR YEARS SURPLUS		2,161	-	-	-	-	-
<b>Total Revenue</b>		<b>\$ 293,503</b>	<b>\$ 301,488</b>	<b>\$ 311,931</b>	<b>\$ 322,729</b>	<b>\$ 333,904</b>	<b>\$ 345,470</b>
	<b>Expense</b>						
SALARIES & WAGES		18,346	25,967	26,769	27,592	28,441	29,321
ADMINISTRATION CHARGES		9,352	10,981	11,362	11,755	12,162	12,583
OP - SW - TIPPING FEES		66,469	67,466	69,827	72,271	74,801	77,419
CONTRACT SERVICES - RECYCLING		57,374	57,374	59,382	61,460	63,612	65,838
CONTRACT SERVICES - GARBAGE		132,220	132,220	136,848	141,637	146,595	151,725
EDUCATION & TRAINING		3,060	2,872	2,973	3,077	3,184	3,296
INSURANCE - LIABILITY		1,428	1,457	1,508	1,561	1,615	1,672
SUPPLIES - RECYCLING - TAG A BAG		510	520	538	557	577	597
ADVERTISING - PUBLIC EDUCATION		2,060	2,100	2,174	2,250	2,328	2,410
TRAVEL/LEASING		523	531	550	569	589	609
TRANSFER TO OPERATING RESERVE		2,161	-	-	-	-	-
<b>Total Expenses</b>		<b>\$ 293,503</b>	<b>\$ 301,488</b>	<b>\$ 311,931</b>	<b>\$ 322,729</b>	<b>\$ 333,904</b>	<b>\$ 345,470</b>



**Regional District of Okanagan-Similkameen  
2024-2028 Operational Financial Plan  
RECYCLING / GARBAGE - AREAS "D", "E", "F", "I" - 3550**

	2023 Budget	2024 Budget	2025 Budget	2026 Budget	2027 Budget	2028 Budget
<b>User Fee</b>	<b>User Fee</b>	<b>User Fee</b>	<b>User Fee</b>	<b>User Fee</b>	<b>User Fee</b>	<b>User Fee</b>
<b>Revenue</b>	2.23%	2.23%	3.50%	3.50%	3.50%	3.50%
	2.00%	-0.59%	3.50%	3.50%	3.50%	3.50%
MMBC REVENUE	115,350	120,500	120,500	120,500	120,500	120,500
CURBSIDE USER FEES - RURAL	396,823	405,655	419,853	434,548	449,757	465,498
CURBSIDE USER FEES - RED WING	55,809	55,481	57,423	59,433	61,513	63,666
TAG A BAG STICKER REVENUE	1,020	500	518	536	554	574
TRANSFER FROM OPERATING RESERVE	24,294	22,000	22,770	23,567	24,392	25,246
<b>Total Revenue</b>	<b>\$ 593,296</b>	<b>\$ 604,136</b>	<b>\$ 621,064</b>	<b>\$ 638,583</b>	<b>\$ 656,716</b>	<b>\$ 675,484</b>
<b>Expense</b>						
SALARIES & WAGES	32,693	41,915	43,197	44,522	45,883	47,289
ADMINISTRATION CHARGES	26,789	29,127	30,137	31,183	32,264	33,383
OP - SW - TIPPING FEES	143,716	145,872	150,978	156,262	161,731	167,391
CONTRACT SERVICES - RECYCLING	93,665	93,665	96,943	100,336	103,848	107,483
CONTRACT SERVICES - RECYCLING - RED WING	9,844	9,844	10,189	10,545	10,914	11,296
CONTRACT SERVICES - GARBAGE	252,435	252,435	261,270	270,415	279,879	289,675
CONTRACT SERVICES - GARBAGE - RED WING	26,094	26,094	27,007	27,953	28,931	29,943
INSURANCE - LIABILITY	2,599	2,638	2,730	2,826	2,925	3,027
SUPPLIES - RECYCLING - TAG A BAG	1,020	1,040	1,076	1,114	1,153	1,193
ADVERTISING - PUBLIC EDUCATION	4,080	4,160	4,306	4,456	4,612	4,774
TRAVEL/LEASING	258	261	270	280	289	300
TRANSFER TO OPERATING RESERVE	103	(2,915)	(7,040)	(11,309)	(15,714)	(20,270)
<b>Total Expenses</b>	<b>\$ 593,296</b>	<b>\$ 604,136</b>	<b>\$ 621,064</b>	<b>\$ 638,583</b>	<b>\$ 656,716</b>	<b>\$ 675,484</b>





**Regional District of Okanagan-Similkameen  
2024-2028 Operational Financial Plan  
RECYCLING / GARBAGE - OK FALLS - 3570**

		2023 Budget	2024 Budget	2025 Budget	2026 Budget	2027 Budget	2028 Budget
<b>User Fee</b>		<b>User Fee</b>	<b>User Fee</b>	<b>User Fee</b>	<b>User Fee</b>	<b>User Fee</b>	<b>User Fee</b>
	<b>Revenue</b>	0.71%	3.40%	4.50%	4.45%	4.41%	
MMBC REVENUE		71,400	77,000	77,000	77,000	77,000	77,000
CURBSIDE USER FEES		249,420	257,901	269,498	281,500	293,914	306,763
TAG A BAG STICKER REVENUE		1,000	200	207	214	222	230
TRANSFER FROM OPERATING RESERVE		6,377	4,000	4,140	4,285	4,435	4,590
PRIOR YEARS SURPLUS		29,000	-	-	-	-	-
<b>Total Revenue</b>		<b>\$ 357,197</b>	<b>\$ 339,101</b>	<b>\$ 350,845</b>	<b>\$ 362,999</b>	<b>\$ 375,571</b>	<b>\$ 388,583</b>
	<b>Expense</b>						
SALARIES & WAGES		19,664	27,745	28,599	29,480	30,385	31,321
ADMINISTRATION CHARGES		14,819	16,271	16,834	17,417	18,021	18,645
OP - SW - TIPPING FEES		88,599	89,928	93,075	96,333	99,705	103,194
CONTRACT SERVICES - RECYCLING		53,233	53,233	55,096	57,025	59,020	61,086
CONTRACT SERVICES - GARBAGE		146,890	146,890	152,031	157,352	162,860	168,560
INSURANCE - LIABILITY		1,418	1,439	1,489	1,541	1,595	1,651
SUPPLIES - RECYCLING - TAG A BAG		715	730	756	782	809	838
ADVERTISING - PUBLIC EDUCATION		2,040	2,081	2,154	2,229	2,307	2,388
TRAVEL/LEASING		773	784	811	840	869	900
TRANSFER TO OPERATING RESERVE		29,046	-	-	-	-	-
<b>Total Expenses</b>		<b>\$ 357,197</b>	<b>\$ 339,101</b>	<b>\$ 350,845</b>	<b>\$ 362,999</b>	<b>\$ 375,571</b>	<b>\$ 388,583</b>



**Regional District of Okanagan-Similkameen  
2024-2028 Operational Financial Plan  
RECYCLING / GARBAGE - AREA "G" - 3580**

		2023 Budget	2024 Budget	2025 Budget	2026 Budget	2027 Budget	2028 Budget
<b>User Fee</b>							
	<b>Revenue</b>	<b>User Fee</b>	<b>User Fee</b>	<b>User Fee</b>	<b>User Fee</b>	<b>User Fee</b>	<b>User Fee</b>
		2.28%	7.55%	-3.10%	3.50%	3.50%	3.50%
MMBC REVENUE		46,958	52,000	52,000	52,000	52,000	52,000
CURBSIDE USER FEES		200,707	215,855	209,153	216,473	224,050	231,891
TAG A BAG STICKER REVENUE		714	728	753	779	806	834
TRANSFER FROM OPERATING RESERVE		10,180	-	10,350	10,712	11,087	11,475
PRIOR YEARS SURPLUS		29,046	-	-	-	-	-
<b>Total Revenue</b>		<b>\$ 287,605</b>	<b>\$ 268,583</b>	<b>\$ 272,256</b>	<b>\$ 279,964</b>	<b>\$ 287,943</b>	<b>\$ 296,200</b>
	<b>Expense</b>						
SALARIES & WAGES		14,365	21,893	22,571	23,269	23,987	24,732
ADMINISTRATION CHARGES		11,677	12,887	13,334	13,796	14,274	14,769
OP - SW - TIPPING FEES		53,330	54,130	56,025	57,985	60,015	62,115
CONTRACT SERVICES - RECYCLING		53,425	53,425	55,295	57,230	59,233	61,306
CONTRACT SERVICES - GARBAGE		123,185	123,185	127,496	131,959	136,577	141,358
INSURANCE - LIABILITY		1,129	1,146	1,186	1,228	1,271	1,315
SUPPLIES - RECYCLING - TAG A BAG		408	417	432	447	462	479
ADVERTISING - PUBLIC EDUCATION		1,040	1,500	1,553	1,607	1,663	1,721
TRANSFER TO OPERATING RESERVE		29,046	-	-	-	-	-
<b>Total Expenses</b>		<b>\$ 287,605</b>	<b>\$ 268,583</b>	<b>\$ 277,892</b>	<b>\$ 287,521</b>	<b>\$ 297,482</b>	<b>\$ 307,795</b>



**Regional District of Okanagan-Similkameen  
2024-2028 Operational Financial Plan  
RECYCLING / GARBAGE - KEREMEOS - 3590**

		2023 Budget	2024 Budget	2025 Budget	2026 Budget	2027 Budget	2028 Budget
<b>User Fee</b>		<b>User Fee</b>	<b>User Fee</b>	<b>User Fee</b>	<b>User Fee</b>	<b>User Fee</b>	<b>User Fee</b>
	<b>Revenue</b>	3.82%	7.55%	4.51%	4.47%	4.43%	4.39%
CONTRACT - VILLAGE OF KEREMEOS		94,731	101,880	106,477	111,236	116,160	121,254
MMBC REVENUE		29,500	31,000	31,000	31,000	31,000	31,000
TAG A BAG STICKER REVENUE		408	400	414	428	443	459
TRANSFER FROM OPERATING RESERVE		12,487	9,000	9,315	9,641	9,978	10,328
<b>Total Revenue</b>		<b>\$ 137,126</b>	<b>\$ 142,280</b>	<b>\$ 147,206</b>	<b>\$ 152,305</b>	<b>\$ 157,581</b>	<b>\$ 163,041</b>
	<b>Expense</b>						
SALARIES & WAGES		6,142	10,056	10,374	10,704	11,042	11,395
ADMINISTRATION CHARGES		4,582	5,178	5,357	5,543	5,735	5,934
ADMIN CHGS - KEREMEOS COLLECTION		5,151	5,228	5,411	5,600	5,796	5,999
IT SUPPORT COSTS		3,250	3,348	3,448	3,551	3,658	3,768
OP - SW - TIPPING FEES		28,846	29,279	30,304	31,364	32,462	33,598
CONTRACT SERVICES - RECYCLING		23,220	23,220	24,033	24,874	25,744	26,645
CONTRACT SERVICES - GARBAGE		63,952	63,952	66,190	68,507	70,905	73,386
INSURANCE - LIABILITY		542	550	569	589	610	631
SUPPLIES - RECYCLING - TAG A BAG STICKER		306	312	323	334	346	358
ADVERTISING - PUBLIC EDUCATION		1,020	1,040	1,076	1,114	1,153	1,193
TRANSFER TO OPERATING RESERVE		115	117	121	125	130	134
<b>Total Expenses</b>		<b>\$ 137,126</b>	<b>\$ 142,280</b>	<b>\$ 147,206</b>	<b>\$ 152,305</b>	<b>\$ 157,581</b>	<b>\$ 163,041</b>



**Regional District of Okanagan-Similkameen  
2024-2028 Operational Financial Plan  
SEWAGE DISPOSAL - OK FALLS - 3800**

	2023 Budget	2024 Budget	2025 Budget	2026 Budget	2027 Budget	2028 Budget
<b>User Fee</b>	<b>User Fee</b>	<b>User Fee</b>	<b>User Fee</b>	<b>User Fee</b>	<b>User Fee</b>	<b>User Fee</b>
<b>Revenue</b>	<b>4.36%</b>	<b>11.08%</b>	<b>8.12%</b>	<b>3.42%</b>	<b>3.30%</b>	<b>3.33%</b>
TRANSFER FROM RESERVE - GAS TAX	-	-	-	-	-	-
USER FEES	944,788	1,049,473	1,134,669	1,173,441	1,212,173	1,252,575
CONNECTION & EXTENSION FEES	3,570	3,641	3,750	3,863	3,979	4,098
NEW SERVICES INSTALLATION FEES	1,000	1,020	1,051	1,083	1,115	1,148
USER FEES - CAPITAL	239,365	239,365	239,365	239,365	239,365	239,365
OBWB GRANT - DEBENTURE	80,227	80,227	80,227	80,227	80,227	80,227
MISCELLANEOUS REVENUE	1,200	1,200	1,236	1,273	1,311	1,350
<b>Total Revenue</b>	<b>\$ 1,270,150</b>	<b>\$ 1,374,926</b>	<b>\$ 1,460,298</b>	<b>\$ 1,499,252</b>	<b>\$ 1,538,170</b>	<b>\$ 1,578,763</b>
<b>Expense</b>						
SALARIES & WAGES	377,992	385,077	396,487	408,251	420,351	432,488
NEW FTE AS AUTHORIZED BY THE BOARD SALARIES & WAGES	6,101	11,527	16,571	17,070	17,582	18,108
<b>ADMINISTRATION CHARGES</b>	<b>49,569</b>	<b>58,529</b>	<b>60,619</b>	<b>62,479</b>	<b>64,395</b>	<b>66,350</b>
IT SUPPORT COSTS	7,550	7,777	8,010	8,250	8,498	8,753
OPERATIONS	40,000	42,000	43,260	44,558	45,895	47,272
SEWER FLUSHING	30,907	31,834	32,789	33,773	34,786	35,830
MAINTENANCE AND PARTS	95,000	122,400	126,684	131,118	135,707	140,457
CHEMICALS	20,000	34,000	35,020	36,071	37,153	38,268
OPS - SLUDGE HAULING	15,000	32,700	33,681	34,691	35,732	36,804
SLUDGE DISPOSAL	15,000	20,800	21,424	22,067	22,729	23,411
OP - SW - VASEUX LAKE MONITORING	16,000	24,000	24,720	25,462	26,226	27,013
OUTSIDE LAB	26,528	27,059	27,871	28,707	29,568	30,455
INHOUSE LAB	17,514	17,864	18,400	18,952	19,521	20,107
WETLAND TESTING	10,302	7,500	7,725	7,957	8,196	8,442
OPERATIONS - HEALTH & SAFETY	4,121	5,000	5,150	5,305	5,464	5,628
CONSULTANTS	6,500	5,000	5,150	5,305	5,464	5,628
EDUCATION & TRAINING	3,091	3,500	3,605	3,713	3,824	3,939
DEPRECIATION	3,091	-	-	-	-	-
INSURANCE - PROPERTY	20,768	19,510	20,095	20,698	21,319	21,959
INSURANCE - LIABILITY	22,000	15,752	16,303	16,874	17,464	18,075
INSURANCE - ENVIRONMENTAL	13,000	12,998	13,453	13,924	14,411	14,916
LEGAL FEES	515	523	539	555	572	589
TRAVEL/LEASING	12,591	14,204	14,631	15,070	15,522	15,988
UTILITIES	82,418	88,000	90,640	93,359	96,160	99,045
DEBT INTEREST (Bylaw 2649/2528)	158,400	187,680	216,960	216,960	216,960	216,960
DEBT PRINCIPAL (Bylaw 2649/2528)	161,192	161,192	176,456	176,456	176,456	176,456
TRANSFER TO RESERVE	40,000	20,000	25,000	32,000	38,000	45,000
TRANSFER TO VEHICLE REPLACEMENT RESERVE		3,500	3,605	3,713	3,824	3,939
TRANSFER TO OPERATING RESERVE	15,000	15,000	15,450	15,914	16,391	16,883
<b>Total Expenses</b>	<b>\$ 1,270,150</b>	<b>\$ 1,374,926</b>	<b>\$ 1,460,298</b>	<b>\$ 1,499,252</b>	<b>\$ 1,538,170</b>	<b>\$ 1,578,763</b>



**Regional District of Okanagan-Similkameen  
2024-2028 Operational Financial Plan  
OSOYOOS SEWER PROJECT - AREA "A" - 3810**

S/A B/L 2504, 2009; P/T B/L 2642, 2014 - Maximum Levy

		2023 Budget	2024 Budget	2025 Budget	2026 Budget	2027 Budget	2028 Budget
\$		110,000					
		<b>Compliant</b>	<b>Compliant</b>	<b>Compliant</b>	<b>Compliant</b>	<b>Compliant</b>	<b>Compliant</b>
	<b>Revenue</b>	<b>0.00%</b>	<b>0.00%</b>	<b>0.00%</b>	<b>0.00%</b>	<b>0.00%</b>	<b>0.00%</b>
	PARCEL TAX	15,600	15,600	15,600	15,600	15,600	15,600
	OBWB GRANT - DEBENTURE	39,438	39,438	39,438	39,438	39,438	39,438
	<b>Total Revenue</b>	<b>\$ 55,038</b>	<b>\$ 55,038</b>	<b>\$ 55,038</b>	<b>\$ 55,038</b>	<b>\$ 55,038</b>	<b>\$ 55,038</b>
	<b>Expense</b>						
	DEBT INTEREST (Bylaw 2648/2508)	20,910	20,910	20,910	20,910	20,910	20,910
	DEBT PRINCIPAL (Bylaw 2648/2508)	23,406	23,406	23,406	23,406	23,406	23,406
	TRANSFER TO OPERATING RESERVE	10,722	10,722	10,722	10,722	10,722	10,722
	<b>Total Expenses</b>	<b>\$ 55,038</b>	<b>\$ 55,038</b>	<b>\$ 55,038</b>	<b>\$ 55,038</b>	<b>\$ 55,038</b>	<b>\$ 55,038</b>



**Regional District of Okanagan-Similkameen  
2024-2028 Operational Financial Plan  
GALLAGHER LAKE SEWER - 3815**

		2023 Budget	2024 Budget	2025 Budget	2026 Budget	2027 Budget	2028 Budget
<b>User Fee</b>							
	<b>Revenue</b>	<b>User Fee</b>	<b>User Fee</b>	<b>User Fee</b>	<b>User Fee</b>	<b>User Fee</b>	<b>User Fee</b>
		2.57%	14.14%	5.27%	3.38%	3.38%	3.35%
USER FEES		45,223	51,616	54,336	56,172	58,070	60,015
TRANSFER FROM OPERATING RESERVE		-	3,500	3,623	3,750	3,881	4,017
TRANSFER FROM OPERATING RESERVE		400	400	400	400	400	400
PRIOR YEARS SURPLUS		2,538	-	-	-	-	-
<b>Total Revenue</b>		<b>\$ 48,161</b>	<b>\$ 55,516</b>	<b>\$ 58,359</b>	<b>\$ 60,322</b>	<b>\$ 62,351</b>	<b>\$ 64,432</b>
	<b>Expense</b>						
SALARIES & WAGES		8,898	11,486	11,839	12,202	12,578	12,949
NEW FTE AS AUTHORIZED BY THE BOARD SALARIES & WAGES		-	4,127	5,188	5,344	5,504	5,669
<b>ADMINISTRATION CHARGES</b>		<b>1,494</b>	<b>1,986</b>	<b>2,088</b>	<b>2,158</b>	<b>2,231</b>	<b>2,305</b>
OPERATIONS		300	303	314	325	336	348
OPERATIONS - HEALTH & SAFETY		263	266	275	285	295	305
CONTRACT SERVICES - OPERATIONS - OIB		31,500	34,285	35,485	36,727	38,012	39,342
EDUCATION & TRAINING		-	750	776	803	831	860
INSURANCE - LIABILITY		653	663	686	710	735	761
TRAVEL/LEASING		515	650	673	697	721	746
TRANSFER TO OPERATING RESERVE		4,538	1,000	1,035	1,071	1,108	1,147
<b>Total Expenses</b>		<b>\$ 48,161</b>	<b>\$ 55,516</b>	<b>\$ 58,359</b>	<b>\$ 60,322</b>	<b>\$ 62,351</b>	<b>\$ 64,432</b>



**Regional District of Okanagan-Similkameen  
2024-2028 Operational Financial Plan  
SEPTAGE DISPOSAL SERVICE - 3820**

BL2379, 2006 - Assessment

		2023 Budget	2024 Budget	2025 Budget	2026 Budget	2027 Budget	2028 Budget
\$		406,385					
	<b>Revenue</b>	<b>Compliant</b>	<b>Compliant</b>	<b>Compliant</b>	<b>Compliant</b>	<b>Compliant</b>	<b>Compliant</b>
		N/A	N/A	N/A	N/A	N/A	N/A
	PRIOR YEARS SURPLUS	98,929	-	-	-	-	-
	<b>Total Revenue</b>	\$ 98,929	\$ -	\$ -	\$ -	\$ -	\$ -
	<b>Expense</b>						
	TRANSFER TO OPERATING RESERVE	98,929	-	-	-	-	-
	<b>Total Expenses</b>	\$ 98,929	\$ -	\$ -	\$ -	\$ -	\$ -



**Regional District of Okanagan-Similkameen  
2024-2028 Operational Financial Plan  
WATER SYSTEM - APEX CIRCLE CAPITAL - 3901**

RG731 v 716, BL 2633,2013

		2023 Budget	2024 Budget	2025 Budget	2026 Budget	2027 Budget	2028 Budget
		Check Parcels	Check Parcels	Check Parcels	Check Parcels	Check Parcels	Check Parcels
<b>Revenue</b>							
	0.01%		-4.48%	20.83%	0.00%	0.00%	0.00%
PARCEL TAX		4,936	4,715	5,697	5,697	5,697	5,697
TRANSFER FROM OPERATIONAL RESERVE		-	335	-	-	-	-
<b>Total Revenue</b>		\$ 4,936	\$ 5,050	\$ 5,697	\$ 5,697	\$ 5,697	\$ 5,697
<b>Expense</b>							
ADMINISTRATION CHARGE		8	-	-	-	-	-
DEBT INTEREST (Bylaw 2647/2589)		2,294	2,716	3,142	3,142	3,142	3,142
DEBT PRINCIPAL (Bylaw 2647/2589)		2,334	2,334	2,555	2,555	2,555	2,555
CONTINGENCY		300	-	-	-	-	-
<b>Total Expenses</b>		\$ 4,936	\$ 5,050	\$ 5,697	\$ 5,697	\$ 5,697	\$ 5,697





**Regional District of Okanagan-Similkameen  
2024-2028 Operational Financial Plan  
CAMP GROUND - LOOSE BAY - 3905**

RG735, C714 Verify, 2757, 2016 - Assessment

	2023 Budget	2024 Budget	2025 Budget	2026 Budget	2027 Budget	2028 Budget
<b>\$</b>	<b>31,680</b>					
<b>Revenue</b>	<b>REVIEW SOON</b>	<b>REVIEW REQUIRED</b>	<b>REVIEW REQUIRED</b>	<b>REVIEW REQUIRED</b>	<b>REVIEW REQUIRED</b>	<b>REVIEW REQUIRED</b>
	9.34%	63.18%	33.53%	3.05%	3.05%	3.04%
TAX REQUISITION	30,899	50,422	67,331	69,384	71,501	73,673
USER FEES	36,724	60,000	61,920	63,901	65,946	68,056
RECOVERIES - OLIVER		8,700	-	-	-	-
<b>Total Revenue</b>	<b>\$ 67,623</b>	<b>\$ 119,122</b>	<b>\$ 129,251</b>	<b>\$ 133,285</b>	<b>\$ 137,447</b>	<b>\$ 141,729</b>
<b>Expense</b>						
SALARIES & WAGES	15,930	19,138	19,747	20,373	21,021	21,677
NEW FTE AS AUTHORIZED BY THE BOARD SALARIES & WAGES	953	15,230	16,982	17,433	17,897	18,374
<b>ADMINISTRATION CHARGES</b>	<b>2,128</b>	<b>4,131</b>	<b>4,494</b>	<b>4,634</b>	<b>4,778</b>	<b>4,927</b>
OPERATIONS	3,700	3,812	3,934	4,060	4,190	4,324
CONTRACT SERVICES	12,500	44,263	48,440	49,990	51,589	53,240
FACILITY IMPROVEMENTS	5,000	3,175	5,341	5,512	5,688	5,870
INSURANCE - LIABILITY	283	293	302	312	322	332
SUPPLIES	11,500	11,903	12,284	12,677	13,083	13,502
TRAVEL/ LEASING	1,700	1,760	1,816	1,874	1,934	1,996
UTILITIES	8,429	9,724	10,035	10,356	10,687	11,029
TRANSFER TO RESERVE	5,000	5,175	5,341	5,512	5,688	5,870
TRANSFER TO OPERATING RESERVE	500	518	535	552	570	588
<b>Total Expenses</b>	<b>\$ 67,623</b>	<b>\$ 119,122</b>	<b>\$ 129,251</b>	<b>\$ 133,285</b>	<b>\$ 137,447</b>	<b>\$ 141,729</b>



**Regional District of Okanagan-Similkameen  
2024-2028 Operational Financial Plan  
WATER SYSTEM - SAGE MESA - 3910**

		2023 Budget	2024 Budget	2025 Budget	2026 Budget	2027 Budget	2028 Budget
<b>User Fee</b>		<b>User Fee</b>	<b>User Fee</b>	<b>User Fee</b>	<b>User Fee</b>	<b>User Fee</b>	<b>User Fee</b>
	<b>Revenue</b>	<b>Contract Charge</b>	<b>Contract Charge</b>	<b>Contract Charge</b>	<b>Contract Charge</b>	<b>Contract Charge</b>	<b>Contract Charge</b>
CONTRACT FEE		420,558	216,279	199,522	204,113	209,660	214,489
PRIOR YEARS SURPLUS		30,456	20,000	20,400	20,808	21,224	21,648
<b>Total Revenue</b>		<b>\$ 451,014</b>	<b>\$ 236,279</b>	<b>\$ 219,922</b>	<b>\$ 224,921</b>	<b>\$ 230,884</b>	<b>\$ 236,137</b>
	<b>Expense</b>						
SALARIES & WAGES		122,555	141,053	145,273	149,635	154,101	158,502
NEW FTE AS AUTHORIZED BY THE BOARD SALARIES & WAGES		1,509	16,572	25,547	26,312	27,101	27,915
ADMINISTRATION CHARGE		14,136	7,113	7,646	7,875	8,111	8,346
IT SUPPORT COSTS		6,500	6,696	6,896	7,102	7,316	7,536
OPERATIONS		15,000	15,300	15,759	16,232	16,719	17,221
SAGE MESA ASSESSMENT CF		250,000	30,000	-	-	-	-
OPERATIONS ADDITIONAL COST ON SALARY AND OTHER		500	510	525	541	557	574
CONSERVATION OUTREACH			500	515	530	546	562
EDUCATION & TRAINING		258	261	269	277	285	294
TRAVEL/LEASING		5,000	3,500	3,605	3,713	3,824	3,939
UTILITIES		3,700	3,774	3,887	4,004	4,124	4,248
TRANSFER TO OPERATING RESERVE		31,856	11,000	10,000	8,700	8,200	7,000
<b>Total Expenses</b>		<b>\$ 451,014</b>	<b>\$ 236,279</b>	<b>\$ 219,922</b>	<b>\$ 224,921</b>	<b>\$ 230,884</b>	<b>\$ 236,137</b>



**Regional District of Okanagan-Similkameen  
2024-2028 Operational Financial Plan  
WATER SYSTEM - OKANAGAN FALLS - 3915**

BL 2293, 2004 Tax Maximum Levy

	2023 Budget	2024 Budget	2025 Budget	2026 Budget	2027 Budget	2028 Budget
<b>\$</b>	<b>839,800</b>					
	<b>Compliant</b>	<b>REVIEW SOON</b>	<b>REVIEW REQUIRED</b>	<b>REVIEW REQUIRED</b>	<b>REVIEW REQUIRED</b>	<b>REVIEW REQUIRED</b>
<b>Revenue</b>	N/A	10.36%	12.69%	14.40%	3.65%	-5.30%
	N/A	8.00%	8.00%	8.00%	8.00%	8.00%
INVESTMENT INTEREST REVENUE	3,162	-	-	-	-	-
MISCELLANEOUS REVENUE - HYDRANT RENTALS ETC	1,800	2,000	2,060	2,122	2,186	2,252
USER FEES - GRADE AND GROUP	422,580	456,386	492,897	532,329	574,915	620,908
USER FEE - USAGE TYPE (TOLL)	315,390	348,073	392,247	448,735	465,110	440,470
METERED WATER ADDITIONAL FEES	20,000	20,400	21,012	21,642	22,291	22,960
CONNECTION & EXTENSION FEES	1,000	1,020	1,051	1,083	1,115	1,148
NEW SERVICES INSTALLATION FEES	2,500	6,500	6,695	6,896	7,103	7,316
MISCELLANEOUS REVENUE	100	100	103	106	109	112
METERED WATER ADDITIONAL FEES	500	500	500	500	500	500
TRANSFER FROM OPERATIONAL RESERVE	500	510	520	530	541	560
<b>Total Revenue</b>	<b>\$ 767,532</b>	<b>\$ 835,489</b>	<b>\$ 917,085</b>	<b>\$ 1,013,943</b>	<b>\$ 1,073,870</b>	<b>\$ 1,096,226</b>
<b>Expense</b>						
SALARIES & WAGES	247,990	352,915	363,318	374,054	385,104	395,850
NEW FTE AS AUTHORIZED BY THE BOARD SALARIES & WAGES	12,000	55,796	79,989	82,388	84,860	87,405
ADMINISTRATION CHARGES	22,310	31,942	34,025	35,038	36,081	37,122
OPERATIONS	102,000	104,040	107,161	110,376	113,687	117,098
OPERATIONS BUILDING MAINTENANCE	6,700	6,850	7,056	7,268	7,486	7,711
OP-W&S- WATER QUALITY MONIT	7,650	9,200	9,476	9,760	10,053	10,355
CROSS CONNECTION CONTROL	1,000	3,000	3,090	3,183	3,278	3,376
CONSERVATION OUTREACH		2,500	2,575	2,652	2,732	2,814
OPERATIONS - HEALTH & SAFETY	2,800	5,000	5,150	5,305	5,464	5,628
CONSULTANTS	5,000	5,100	5,253	5,411	5,573	5,740
EDUCATION & TRAINING	3,570	3,641	3,750	3,863	3,979	4,098
MEMBERSHIP & DUES	1,530	1,561	1,608	1,656	1,706	1,757
DEPRECIATION/REPLACEMENT VEHICLES	4,080	4,162	4,287	4,416	4,548	4,684
INSURANCE - PROPERTY	10,200	8,800	9,064	9,336	9,616	9,904
INSURANCE - LIABILITY	8,160	5,500	5,665	5,835	6,010	6,190
LEGAL FEES	5,000	5,100	5,253	5,411	5,573	5,740
ADVERTISING - PUBLIC EDUCATION	2,000	2,040	2,101	2,164	2,229	2,296
TRAVEL/LEASING	6,500	6,630	6,829	7,034	7,245	7,462
UTILITIES	51,000	52,020	53,581	55,188	56,844	58,549
UTILITIES - TELEPHONE	3,000	3,060	3,152	3,247	3,344	3,444
DEBT INTEREST SCOTIA BANK	562	-	-	-	-	-
DEBT INTEREST - ROTAL BANK	992	-	-	-	-	-
DEBT INTEREST - MFA	-	-	17,500	52,500	70,000	70,000
DEBT PRINCIPAL SCOTIA BANK	4,363	-	-	-	-	-
DEBT PRINCIPAL ROYAL BANK	14,525	-	-	-	-	-
DEBT PRINCIPAL - MFA	-	-	20,071	60,213	80,284	80,284
TRANSFER TO CAPITAL RESERVE	210,000	150,000	150,000	150,000	150,000	150,000
TRANSFER TO OPERATING RESERVE	33,000	15,000	15,450	15,914	16,391	16,883
CONTINGENCY	1,600	1,632	1,681	1,731	1,783	1,836
<b>Total Expenses</b>	<b>\$ 767,532</b>	<b>\$ 835,489</b>	<b>\$ 917,085</b>	<b>\$ 1,013,943</b>	<b>\$ 1,073,870</b>	<b>\$ 1,096,226</b>



**Regional District of Okanagan-Similkameen  
2024-2028 Operational Financial Plan  
WATER SYSTEM - FAULDER - 3920**

**BYLAW 1177,78,79 Maximum Limit**

	2023 Budget	2024 Budget	2025 Budget	2026 Budget	2027 Budget	2028 Budget
<b>\$</b>	<b>167,000</b>					
<b>Revenue</b>	<b>Compliant</b>	<b>Compliant</b>	<b>REVIEW REQUIRED</b>	<b>REVIEW REQUIRED</b>	<b>REVIEW REQUIRED</b>	<b>REVIEW REQUIRED</b>
	0.31%	0.00%	10.93%	-0.69%	3.13%	
PARCEL TAX	153,779	153,779	170,580	169,401	174,696	182,289
TRANSFER FROM OPERATING RESERVE	55,000	8,003	3,000	35,000	4,000	2,000
MISCELLANEOUS REVENUE	400	100	100	100	100	100
PRIOR YEARS SURPLUS	440	3,000	-	-	-	-
<b>Total Revenue</b>	<b>\$ 209,619</b>	<b>\$ 164,882</b>	<b>\$ 173,680</b>	<b>\$ 204,501</b>	<b>\$ 178,796</b>	<b>\$ 184,389</b>
<b>Expense</b>						
SALARIES & WAGES	65,982	74,848	77,023	79,267	81,560	83,732
NEW FTE AS AUTHORIZED BY THE BOARD SALARIES & WAGES	1,103	7,445	9,596	9,884	10,182	10,487
<b>ADMINISTRATION CHARGES</b>	<b>8,563</b>	<b>7,348</b>	<b>7,621</b>	<b>9,198</b>	<b>8,060</b>	<b>8,279</b>
IT SUPPORT COSTS	6,750	6,953	7,161	7,376	7,597	7,825
OPERATIONS	81,000	23,000	23,690	51,401	25,133	25,887
OP-W&S- WATER QUALITY MONIT	2,000	1,800	1,200	1,224	1,248	1,273
CROSS CONNECTION CONTROL	800	500	510	520	530	541
CONSERVATION OUTREACH		500	510	520	530	541
OPERATIONS - HEALTH & SAFETY	259	500	515	530	546	562
CONSULTANTS	1,500	500	515	530	546	562
EDUCATION & TRAINING	800	1,000	1,030	1,061	1,093	1,126
DEPRECIATION	1,242	-	-	-	-	-
INSURANCE - PROPERTY	4,477	4,567	4,613	4,659	4,706	4,753
INSURANCE - LIABILITY	741	756	764	772	780	788
ADVERTISING/ PUBLIC EDUCATION	250	100	102	104	106	108
TRAVEL/LEASING	4,141	4,000	4,080	4,162	4,245	4,330
UTILITIES	18,000	9,567	9,854	10,150	10,455	10,769
UTILITIES - COMMUNICATIONS		9,750	10,043	10,344	10,654	10,974
DEBT INTEREST (Bylaw 2736/2712)	2,701	2,701	2,701	2,701	2,701	2,701
DEBT PRINCIPAL(Bylaw 2736/2712)	4,786	4,786	4,786	4,786	4,786	4,786
TRANSFER TO RESERVE	2,000	2,000	2,000	2,000	1,000	1,000
TRANSFER TO VEHICLE REPLACEMENT RESERVE		1,261	1,286	1,312	1,338	1,365
TRANSFER TO OPERATING RESERVE		1,000	4,080	2,000	1,000	2,000
<b>Total Expenses</b>	<b>\$ 209,619</b>	<b>\$ 164,882</b>	<b>\$ 173,680</b>	<b>\$ 204,501</b>	<b>\$ 178,796</b>	<b>\$ 184,389</b>



**Regional District of Okanagan-Similkameen  
2024-2028 Operational Financial Plan  
WATER SYSTEM - WILLOWBROOK - 3930**

	2023 Budget	2024 Budget	2025 Budget	2026 Budget	2027 Budget	2028 Budget
<b>User Fee</b>	<b>User Fee</b>	<b>User Fee</b>	<b>User Fee</b>	<b>User Fee</b>	<b>User Fee</b>	<b>User Fee</b>
<b>Revenue</b>	<b>2.49%</b>	<b>5.86%</b>	<b>7.90%</b>	<b>2.98%</b>	<b>2.98%</b>	<b>2.93%</b>
GRANT FUNDS CWF FROM 2021 RE:ICIP	-	-	-	-	-	-
USER FEES	107,928	114,253	123,276	126,953	130,732	134,558
TRANSFER FROM RESERVE - GAS TAX	-	-	-	-	-	-
TRANSFER FROM RESERVE	-	100	100	100	100	100
TRANSFER FROM OPERATING RESERVE	100	3,375	510	520	530	541
MISCELLANEOUS REVENUE	613	619	638	657	677	697
PRIOR YEARS SURPLUS	-	-	-	-	-	-
<b>Total Revenue</b>	<b>\$ 108,641</b>	<b>\$ 118,347</b>	<b>\$ 124,524</b>	<b>\$ 128,230</b>	<b>\$ 132,039</b>	<b>\$ 135,896</b>
<b>Expense</b>						
SALARIES & WAGES	60,551	63,018	64,883	66,803	68,770	70,736
NEW FTE AS AUTHORIZED BY THE BOARD SALARIES & WAGES	502	4,964	7,639	7,868	8,105	8,347
ADMINISTRATION CHARGES	4,628	5,508	5,799	5,972	6,149	6,329
OPERATIONS	24,008	24,368	25,099	25,852	26,628	27,427
CROSS CONNECTION CONTROL	750	523	539	555	572	589
CONSERVATION OUTREACH	-	500	515	530	546	562
OPERATIONS - HEALTH AND SAFETY	206	209	215	221	228	235
CONSULTANTS	258	262	270	278	286	295
EDUCATION & TRAINING	206	209	215	221	228	235
VEHICLE DEPRECIATION	155	-	-	-	-	-
INSURANCE - PROPERTY	1,273	1,503	1,548	1,594	1,642	1,691
INSURANCE - LIABILITY	386	392	404	416	428	441
LEGAL FEES	515	515	530	546	562	579
ADVERTISING	103	105	108	111	114	117
TRAVEL/LEASING	2,500	2,538	2,614	2,692	2,773	2,856
UTILITIES	6,600	7,150	7,365	7,586	7,814	8,048
UTILITIES - COMMUNICATIONS	-	3,031	3,122	3,216	3,312	3,411
TRANSFER TO RESERVE	3,000	3,045	3,136	3,230	3,327	3,427
TRANSFER TO VEHICLE REPLACEMENT RESERVE	-	257	265	273	281	289
TRANSFER TO OPERATING RESERVE	3,000	250	258	266	274	282
<b>Total Expenses</b>	<b>\$ 108,641</b>	<b>\$ 118,347</b>	<b>\$ 124,524</b>	<b>\$ 128,230</b>	<b>\$ 132,039</b>	<b>\$ 135,896</b>



**Regional District of Okanagan-Similkameen  
2024-2028 Operational Financial Plan  
WATER SYSTEM - NARAMATA - 3940**

BL 2293, 2004 Tax Maximum Levy

	2023 Budget	2024 Budget	2025 Budget	2026 Budget	2027 Budget	2028 Budget
<b>\$</b>	<b>839,800</b>					
<b>Revenue</b>	<b>Compliant</b>	<b>Compliant</b>	<b>Compliant</b>	<b>Compliant</b>	<b>Compliant</b>	<b>Compliant</b>
	0.00%	0.00%	0.00%	0.00%	0.00%	0.00%
	6.77%	5.93%	5.23%	2.81%	2.80%	2.76%
PARCEL TAX	124,128	124,128	124,128	124,128	124,128	124,128
RENTAL REVENUE	1,000	3,000	3,060	3,121	3,183	3,247
USER FEES	1,406,024.00	1,489,429.47	1,567,338.75	1,611,302.99	1,656,417.58	1,702,188.35
CONNECTION & EXTENSION FEES	2,550	3,000	3,060	3,121	3,183	3,247
NEW SERVICES INSTALLATION FEES	3,500	20,000	20,400	20,808	21,224	21,648
TRANSFER FROM RESERVE	1,000	1,000	1,000	1,000	1,000	1,000
TRANSFER FROM OPERATING RESERVE	100	100	100	100	100	100
MISCELLANEOUS REVENUE	5,000	5,100	5,202	5,306	5,412	5,520
<b>Total Revenue</b>	<b>\$ 1,543,302</b>	<b>\$ 1,645,757</b>	<b>\$ 1,724,289</b>	<b>\$ 1,768,887</b>	<b>\$ 1,814,648</b>	<b>\$ 1,861,078</b>
<b>Expense</b>						
SALARIES & WAGES	558,591	546,551	562,699	579,436	596,551	613,510
NEW FTE AS AUTHORIZED BY THE BOARD SALARIES & WAGES	16,955	75,674	109,403	112,688	116,068	119,552
ADMINISTRATION CHARGES	69,959	81,250	85,531	88,088	90,715	93,378
IT SUPPORT COSTS	20,500	21,117	21,749	22,400	23,073	23,766
OPERATIONS	255,000	270,608	278,726	287,088	295,701	304,572
OP-W&S- WATER QUALITY MONIT	22,000	24,000	24,720	25,462	26,226	27,013
OP - W&S - SURVEY COSTS	2,000	2,040	2,101	2,164	2,229	2,296
CROSS CONNECTION CONTROL	10,000	12,000	10,403	10,715	11,036	11,367
CONSERVATION OUTREACH		7,500	7,725	7,957	8,196	8,442
OPERATIONS - HEALTH & SAFETY	1,000	1,500	1,545	1,591	1,639	1,688
CONSULTANTS	25,000	25,500	26,265	27,053	27,865	28,701
AGREEMENT - PROPERTY LEASE	7,200	7,344	7,711	8,097	8,502	8,927
EDUCATION & TRAINING	8,963	9,053	9,325	9,605	9,893	10,190
MEMBERSHIP & DUES	3,297	3,363	3,464	3,568	3,675	3,785
DEPRECIATION/REPLACEMENT VEHICLES	10,000	-	-	-	-	-
INSURANCE - PROPERTY	14,473	14,762	15,205	15,661	16,131	16,615
INSURANCE - LIABILITY	6,500	6,630	6,829	7,034	7,245	7,462
LEGAL FEES	5,151	5,254	5,412	5,574	5,741	5,913
ADVERTISING - PUBLIC EDUCATION	2,733	2,788	2,872	2,958	3,047	3,138
TRAVEL/LEASING	32,798	34,123	35,147	36,201	37,287	38,406
UTILITIES	201,924	205,962	212,141	218,505	225,060	231,812
UTILITIES - TELEPHONE	8,746	8,921	9,189	9,465	9,749	10,041
DEBT INTEREST (Bylaw 2795/2696) + Bylaw 2388/2292)	69,650	64,655	69,656	69,656	69,656	69,656
DEBT PRINCIPAL (Bylaw 2795/2696)+ (Bylaw 2388/2292)	89,862	89,862	89,862	89,862	89,862	89,862
TRANSFER TO RESERVE	50,000	75,000	75,000	75,000	75,000	75,000
TRANSFER TO VEHICLE REPLACEMENT RESERVE	-	10,100	10,403	10,715	11,036	11,367
TRANSFER TO RESERVE - EMERGENCY	10,000	10,200	10,506	10,821	11,146	11,480
TRANSFER TO OPERATING RESERVE	40,000	25,000	25,700	26,523	27,319	28,139
CONTINGENCY	1,000	5,000	5,000	5,000	5,000	5,000
<b>Total Expenses</b>	<b>\$ 1,543,302</b>	<b>\$ 1,645,757</b>	<b>\$ 1,724,289</b>	<b>\$ 1,768,887</b>	<b>\$ 1,814,648</b>	<b>\$ 1,861,078</b>



Regional District of Okanagan-Similkameen  
 2024-2028 Operational Financial Plan  
 WATER SYSTEM - NARAMATA MAIN - 3950

		2023 Budget	2024 Budget	2025 Budget	2026 Budget	2027 Budget	2028 Budget
N/A		N/A	N/A	N/A	N/A	N/A	N/A
	<b>Revenue</b>						
	PRIOR YEARS SURPLUS	3,505	-	-	-	-	-
	<b>Total Revenue</b>	\$ 3,505	\$ -	\$ -	\$ -	\$ -	\$ -
	<b>Expense</b>						
	TRANSFER TO OPERATING RESERVE	3,505	-	-	-	-	-
	<b>Total Expenses</b>	\$ 3,505	\$ -	\$ -	\$ -	\$ -	\$ -



**Regional District of Okanagan-Similkameen  
2024-2028 Operational Financial Plan  
WATER SYSTEM - OLALLA - 3960**

	2023 Budget	2024 Budget	2025 Budget	2026 Budget	2027 Budget	2028 Budget
<b>User Fee</b>	<b>User Fee</b>	<b>User Fee</b>	<b>User Fee</b>	<b>User Fee</b>	<b>User Fee</b>	<b>User Fee</b>
<b>Revenue</b>	<b>12.50%</b>	<b>14.98%</b>	<b>11.77%</b>	<b>0.74%</b>	<b>2.96%</b>	<b>2.87%</b>
USER FEES	141,935	163,200	182,413	183,755	189,199	194,633
TRANSFER FROM CAPITAL RESERVE	1,000	200	200	200	200	200
TRANSFER FROM OPERATING RESERVE	-	4,500	4	100	100	100
<b>Total Revenue</b>	<b>\$ 142,935</b>	<b>\$ 167,900</b>	<b>\$ 182,617</b>	<b>\$ 184,055</b>	<b>\$ 189,499</b>	<b>\$ 194,933</b>
<b>Expense</b>						
SALARIES & WAGES	78,654	78,409	80,699	83,058	85,474	87,798
NEW FTE AS AUTHORIZED BY THE BOARD SALARIES & WAGES	4,363	14,739	20,779	21,403	22,045	22,705
<b>ADMINISTRATION CHARGES</b>	<b>5,687</b>	<b>7,141</b>	<b>7,634</b>	<b>7,860</b>	<b>8,092</b>	<b>8,323</b>
IT SUPPORT COSTS	5,000	5,150	5,305	5,464	5,628	5,796
OPERATIONS	18,000	19,500	20,085	20,688	21,309	21,948
OP-W&S- WATER QUALITY MONITORING	1,545	1,000	1,030	1,061	1,093	1,126
CROSS CONNECTION CONTROL	515	525	541	557	574	591
CONSERVATION OUTREACH		1,000	1,030	1,061	1,093	1,126
OPERATIONS - HEALTH & SAFETY	103	750	773	796	820	845
CONSULTANTS	1,030	1,051	1,083	1,115	1,148	1,182
EDUCATION & TRAINING	400	1,500	1,546	1,594	1,643	1,694
DEPRECIATION	4,000	-	-	-	-	-
INSURANCE - PROPERTY	1,485	1,970	2,029	2,090	2,153	2,218
INSURANCE - LIABILITY	850	867	893	920	948	976
LEGAL FEES	200	204	210	216	222	229
ADVERTISING/ PUBLIC EDUCATION	103	250	258	266	274	282
TRAVEL/LEASING	4,000	4,200	4,326	4,456	4,590	4,728
UTILITIES	8,500	7,235	7,452	7,676	7,906	8,143
UTILITIES - COMMUNICATIONS		2,579	2,656	2,736	2,818	2,903
TRANSFER TO RESERVE	5,000	10,000	10,300	10,609	10,927	11,255
TRANSFER TO VEHICLE REPLACEMENT RESERVE		4,080	4,202	4,328	4,458	4,592
TRANSFER TO OPERATING RESERVE	3,000	5,000	9,013	5,305	5,464	5,628
CONTINGENCY	500	750	773	796	820	845
<b>Total Expenses</b>	<b>\$ 142,935</b>	<b>\$ 167,900</b>	<b>\$ 182,617</b>	<b>\$ 184,055</b>	<b>\$ 189,499</b>	<b>\$ 194,933</b>





**Regional District of Okanagan-Similkameen  
2024-2028 Operational Financial Plan  
WATER SYSTEM - WEST BENCH - 3970**

2555, 2012 Parcel Numbers

	2023 Budget	2024 Budget	2025 Budget	2026 Budget	2027 Budget	2028 Budget
	<b>Verify Parcel Numbers</b>	<b>Verify Parcel Numbers</b>	<b>Verify Parcel Numbers</b>	<b>Verify Parcel Numbers</b>	<b>Verify Parcel Numbers</b>	<b>Verify Parcel Numbers</b>
<b>Revenue</b>	0.00%	0.00%	0.00%	0.00%	0.00%	0.00%
	3.96%	11.26%	6.21%	3.04%	3.04%	2.99%
PARCEL TAX	115,600	115,600	115,600	115,600	115,600	115,600
USER FEES	369,102	410,666	436,187	449,464	463,114	476,977
LOAN PAYMENT COLLECTED	32,958	-	-	-	-	-
CAPITAL CHARGE	40,000	40,000	40,000	40,000	40,000	40,000
TRANSFER FROM RESERVE	1,000	1,000	1,000	1,000	1,000	1,000
TRANSFER FROM OPERATING RESERVE	5,000	5,000	5,000	5,000	5,000	5,000
MISCELLANEOUS REVENUE	600	600	600	600	600	600
<b>Total Revenue</b>	\$ 564,260	\$ 572,866	\$ 598,387	\$ 611,664	\$ 625,314	\$ 639,177
<b>Expense</b>						
SALARIES & WAGES	95,066	121,661	125,234	128,933	132,716	136,431
NEW FTE AS AUTHORIZED BY THE BOARD SALARIES & WAGES	6,259	29,540	42,830	44,115	45,440	46,802
<b>ADMINISTRATION CHARGES</b>	15,691	20,010	21,231	21,865	22,517	23,179
IT SUPPORT COSTS	7,750	7,983	8,222	8,468	8,723	8,985
OPERATIONS	25,756	30,000	30,900	31,827	32,782	33,765
OP- WATER QUALITY MONITORING	2,733	2,760	2,843	2,928	3,016	3,106
CROSS CONNECTION CONTROL	4,121	4,162	4,287	4,416	4,548	4,684
CONSERVATION OUTREACH		4,000	4,120	4,244	4,371	4,502
OPERATIONS - BULK WATER	142,311	143,734	148,046	152,487	157,062	161,774
CONSULTANTS	2,000	2,020	2,081	2,143	2,207	2,273
EDUCATION & TRAINING	2,988	3,018	3,109	3,202	3,298	3,397
VEHICLE DEPRECIATION	2,060	-	-	-	-	-
INSURANCE - PROPERTY	4,019	4,099	4,222	4,349	4,479	4,613
INSURANCE - LIABILITY	4,386	4,474	4,608	4,746	4,888	5,035
LEGAL FEES	800	808	832	857	883	909
ADVERTISING - PUBLIC EDUCATION	618	624	643	662	682	702
TRAVEL/LEASING	4,000	4,040	4,161	4,286	4,415	4,547
UTILITIES	32,640	27,095	27,908	28,745	29,607	30,495
UTILITIES - COMMUNICATIONS		5,000	5,150	5,305	5,464	5,628
DEBT INTEREST (Bylaw 2687/2590)	61,662	41,712	41,712	41,712	41,712	41,712
DEBT PRINCIPAL (Bylaw 2687/2590)	102,400	67,045	67,045	67,045	67,045	67,045
TRANSFER TO RESERVE	40,000	40,000	40,000	40,000	40,000	40,000
TRANSFER TO VEHICLE REPLACEMENT RESERVE		2,081	2,143	2,207	2,273	2,341
TRANSFER TO OPERATING RESERVE RATE RESET	5,000	5,000	5,000	5,000	5,000	5,000
CONTINGENCY	2,000	2,000	2,060	2,122	2,186	2,252
<b>Total Expenses</b>	\$ 564,260	\$ 572,866	\$ 598,387	\$ 611,664	\$ 625,314	\$ 639,177



**Regional District of Okanagan-Similkameen  
2024-2028 Operational Financial Plan  
WATER SYSTEM - GALLAGHER LAKE - 3975**

	2023 Budget	2024 Budget	2025 Budget	2026 Budget	2027 Budget	2028 Budget
<b>User Fee</b>	<b>User Fee</b>	<b>User Fee</b>	<b>User Fee</b>	<b>User Fee</b>	<b>User Fee</b>	<b>User Fee</b>
<b>Revenue</b>	<b>2.92%</b>	<b>9.31%</b>	<b>8.29%</b>	<b>2.91%</b>	<b>2.91%</b>	<b>2.88%</b>
USER FEES	69,059	75,488	81,748	84,128	86,576	89,072
CONNECTION & EXTENSION FEES	-	-	-	-	-	-
TRANSFER FROM OPERATING RESERVE	2,100	5,758	3,090	3,183	3,278	3,376
MISCELLANEOUS REVENUE	200	200	204	208	212	216
PRIOR YEARS SURPLUS	8,000	-	-	-	-	-
<b>Total Revenue</b>	<b>\$ 79,359</b>	<b>\$ 81,446</b>	<b>\$ 85,042</b>	<b>\$ 87,519</b>	<b>\$ 90,066</b>	<b>\$ 92,664</b>
<b>Expense</b>						
SALARIES & WAGES	11,779	13,576	13,979	14,392	14,816	15,227
NEW FTE AS AUTHORIZED BY THE BOARD SALARIES & WAGES	167	4,363	5,675	5,846	6,021	6,202
<b>ADMINISTRATION CHARGES</b>	<b>2,379</b>	<b>2,921</b>	<b>3,050</b>	<b>3,139</b>	<b>3,231</b>	<b>3,324</b>
OPERATIONS	1,442	1,264	1,289	1,315	1,341	1,368
OP-W&S- WATER QUALITY MONIT	721	732	747	762	777	793
CROSS CONNECTION CONTROL	309	314	320	326	333	340
CONSERVATION OUTREACH	-	200	204	208	212	216
OPERATIONS - HEALTH & SAFETY	258	262	267	272	277	283
CONTRACT SERVICES - OPERATIONS-OIB	48,812	52,893	54,480	56,114	57,797	59,531
EDUCATION & TRAINING	258	280	288	297	306	315
DEPRECIATION	258	-	-	-	-	-
INSURANCE - LIABILITY	750	765	780	796	812	828
TRAVEL/LEASING	2,576	2,615	2,667	2,720	2,774	2,829
TRANSFER TO VEHICLE REPLACEMENT RESERVE	-	261	266	271	276	282
TRANSFER TO OPERATING RESERVE	9,650	1,000	1,030	1,061	1,093	1,126
<b>Total Expenses</b>	<b>\$ 79,359</b>	<b>\$ 81,446</b>	<b>\$ 85,042</b>	<b>\$ 87,519</b>	<b>\$ 90,066</b>	<b>\$ 92,664</b>



**Regional District of Okanagan-Similkameen  
2024-2028 Operational Financial Plan  
WATER SYSTEM - SUN VALLEY - 3980**

	2023 Budget	2024 Budget	2025 Budget	2026 Budget	2027 Budget	2028 Budget
<b>User Fee</b>						
<b>Revenue</b>						
<b>User Fee</b>	<b>3.23%</b>	<b>7.65%</b>	<b>4.69%</b>	<b>2.85%</b>	<b>1.90%</b>	<b>2.92%</b>
USER FEES	80,629	86,796	90,863	93,455	95,231	98,013
TRANSFER FROM OPERATING RESERVE	100	100	1,000	1,000	2,000	2,000
MISCELLANEOUS REVENUE	100	100	100	100	100	100
<b>Total Revenue</b>	<b>\$ 80,829</b>	<b>\$ 86,996</b>	<b>\$ 91,963</b>	<b>\$ 94,555</b>	<b>\$ 97,331</b>	<b>\$ 100,113</b>
<b>Expense</b>						
SALARIES & WAGES	49,940	53,044	54,614	56,221	57,875	59,509
NEW FTE AS AUTHORIZED BY THE BOARD SALARIES & WAGES	1,063	5,047	7,422	7,643	7,874	8,110
<b>ADMINISTRATION CHARGES</b>	<b>2,754</b>	<b>3,127</b>	<b>3,304</b>	<b>3,401</b>	<b>3,502</b>	<b>3,603</b>
OPERATIONS	8,000	7,000	7,210	7,426	7,649	7,878
OP - W&S - WATER QUALITY MONITORING	1,030	500	515	530	546	562
CROSS CONNECTION CONTROL	200	150	155	160	165	170
CONSERVATION OUTREACH		150	155	160	165	170
OPERATIONS - HEALTH & SAFETY	50	51	53	55	57	59
CONSULTANTS	500	550	567	584	602	620
EDUCATION & TRAINING	100	250	255	260	265	270
VEHICLE DEPRECIATION	250	-	-	-	-	-
INSURANCE - PROPERTY	1,254	1,279	1,317	1,357	1,398	1,440
INSURANCE - LIABILITY	867	884	911	938	966	995
ADVERTISING/ PUBLIC EDUCATION	400	406	418	431	444	457
TRAVEL/LEASING	721	2,000	2,060	2,122	2,186	2,252
UTILITIES	13,500	10,407	10,719	11,041	11,372	11,713
UTILITIES - COMMUNICATIONS		995	1,025	1,056	1,088	1,121
TRANSFER TO RESERVE	100	800	900	800	800	800
TRANSFER TO VEHICLE REPLACEMENT RESERVE		254	258	262	266	270
TRANSFER TO OPERATING RESERVE	100	102	105	108	111	114
<b>Total Expenses</b>	<b>\$ 80,829</b>	<b>\$ 86,996</b>	<b>\$ 91,963</b>	<b>\$ 94,555</b>	<b>\$ 97,331</b>	<b>\$ 100,113</b>



**Regional District of Okanagan-Similkameen**  
**2024-2028 Operational Financial Plan**  
**WATER SYSTEM - MISSEZULA LAKE WATER SYSTEM - 3990**

	2023 Budget	2024 Budget	2025 Budget	2026 Budget	2027 Budget	2028 Budget
<b>User Fee</b>	<b>User Fee</b>	<b>User Fee</b>	<b>User Fee</b>	<b>User Fee</b>	<b>User Fee</b>	<b>User Fee</b>
<b>Revenue</b>	<b>2.73%</b>	<b>19.00%</b>	<b>10.31%</b>	<b>3.47%</b>	<b>3.70%</b>	<b>3.58%</b>
USER FEES	140,439	167,117	184,347	190,738	197,789	204,879
TRANSFER FROM CAPITAL RESERVE	100	100	100	100	100	100
TRANSFER FROM OPERATING RESERVE	13,000	16,000	14,000	13,000	12,000	11,000
MISCELLANEOUS REVENUE	2,000	100	100	100	100	100
<b>Total Revenue</b>	<b>\$ 155,539</b>	<b>\$ 183,317</b>	<b>\$ 198,547</b>	<b>\$ 203,938</b>	<b>\$ 209,989</b>	<b>\$ 216,079</b>
<b>Expense</b>						
SALARIES & WAGES	94,417	100,142	103,100	106,162	109,303	112,399
NEW FTE AS AUTHORIZED BY THE BOARD SALARIES & WAGES	557	20,053	30,879	31,804	32,757	33,740
<b>ADMINISTRATION CHARGE</b>	<b>6,820</b>	<b>8,675</b>	<b>9,448</b>	<b>9,730</b>	<b>10,019</b>	<b>10,311</b>
OPERATIONS	32,747	19,002	19,572	20,160	20,765	21,388
CONTRACTOR SERVICES	-	15,400	15,862	16,338	16,828	17,333
OP - W&S - WATER QUALITY MONITORING	3,200	3,366	3,467	3,571	3,678	3,788
CONSERVATION OUTREACH		400	412	424	437	450
CONSULTANTS	500	505	520	536	552	569
CONSULTANTS	1,000	505	520	536	552	569
VEHICLE DEPRECIATION	515	-	-	-	-	-
INSURANCE - PROPERTY	918	936	964	993	1,023	1,054
INSURANCE - LIABILITY	625	638	657	677	697	718
LEGAL FEES	100	50	51	52	53	54
TRAVEL/LEASING	3,000	3,060	3,152	3,247	3,344	3,444
UTILITIES	7,140	6,988	7,198	7,414	7,636	7,865
UTILITIES - COMMUNICATIONS		1,072	1,104	1,137	1,171	1,206
TRANSFER TO RESERVE	3,000	1,000	100	100	100	100
TRANSFER TO VEHICLE REPLACEMENT RESERVE		525	541	557	574	591
TRANSFER TO OPERATING RESERVE	1,000	1,000	1,000	500	500	500
<b>Total Expenses</b>	<b>\$ 155,539</b>	<b>\$ 183,317</b>	<b>\$ 198,547</b>	<b>\$ 203,938</b>	<b>\$ 209,989</b>	<b>\$ 216,079</b>



**Regional District of Okanagan-Similkameen  
2024-2028 Operational Financial Plan  
SHINISH CREEK DIVERSION - 4000**

BL 1382, 1993 Maximum Levy

		2023 Budget	2024 Budget	2025 Budget	2026 Budget	2027 Budget	2028 Budget
\$	10,000						
		REVIEW REQUIRED	REVIEW SOON	REVIEW REQUIRED	REVIEW REQUIRED	REVIEW REQUIRED	REVIEW REQUIRED
<b>Revenue</b>		1.37%	-4.46%	7.68%	2.27%	2.26%	2.29%
PARCEL TAX		10,449	9,983	10,750	10,994	11,243	11,500
TRANSFER FROM RESERVE		100	102	104	106	108	110
TRANSFER FROM OPERATING RESERVE		25,000	5,627	102	104	106	108
PRIOR YEARS SURPLUS		2,000	1,000	-	-	-	-
<b>Total Revenue</b>	\$	37,549	\$ 16,712	\$ 10,956	\$ 11,204	\$ 11,457	\$ 11,718
<b>Expense</b>							
SALARIES & WAGES		761	3,077	3,167	3,258	3,352	3,450
ADMINISTRATION CHARGES		740	146	150	154	158	162
SYSTEM MTNCE - WATER - DIVERSION		2,000	2,040	2,081	2,123	2,165	2,208
SPECIAL PROJECTS CF		25,000	5,000	-	-	-	-
INSURANCE - LIABILITY		48	49	50	51	52	53
TRANSFER TO OPERATING RESERVE		9,000	6,400	5,508	5,618	5,730	5,845
<b>Total Expenses</b>	\$	37,549	\$ 16,712	\$ 10,956	\$ 11,204	\$ 11,457	\$ 11,718



**Regional District of Okanagan-Similkameen  
2024-2028 Operational Financial Plan  
DEVELOPMENT INFRASTRUCTURE - 4200**

LGA Part 26 - No Tax Limit

		2023 Budget	2024 Budget	2025 Budget	2026 Budget	2027 Budget	2028 Budget
<b>No Tax Limit</b>		<b>No Tax Limit</b>	<b>No Tax Limit</b>	<b>No Tax Limit</b>	<b>No Tax Limit</b>	<b>No Tax Limit</b>	<b>No Tax Limit</b>
	<b>Revenue</b>	<b>-65.19%</b>	<b>123.76%</b>	<b>15.68%</b>	<b>3.38%</b>	<b>3.38%</b>	<b>2.58%</b>
TAX REQUISITION		48,224	107,905	124,828	129,053	133,413	136,858
SUBDIVISION SERVICING FEES		12,000	12,000	12,240	12,485	12,735	12,990
SUBDIVISION SERVICING FEES		10,000	12,500	12,750	13,005	13,265	13,530
DEVELOPER FUNDED WATER MODEL		6,000	9,000	9,315	9,641	9,978	10,327
ENGINEERING REVIEW FEES		15,000	25,000	25,875	26,781	27,718	28,688
RECOVERIES FROM PLANNING REFERRALS		20,000	20,000	20,000	20,000	20,000	20,000
TRANSFER FROM OPERATING RESERVE		10,000	23,000	23,690	24,401	25,133	25,887
<b>Total Revenue</b>		<b>\$ 121,224</b>	<b>\$ 209,405</b>	<b>\$ 228,698</b>	<b>\$ 235,366</b>	<b>\$ 242,242</b>	<b>\$ 248,280</b>
	<b>Expense</b>						
SALARIES & WAGES		89,813	102,904	106,375	109,967	113,680	117,518
NEW FTE AS AUTHORIZED BY THE BOARD SALARIES & WAGES		-	55,773	70,031	72,133	74,297	76,526
<b>ADMINISTRATION CHARGES</b>		<b>5,249</b>	<b>9,328</b>	<b>10,254</b>	<b>10,574</b>	<b>10,903</b>	<b>11,193</b>
CONSULTANTS		6,000	6,000	6,180	6,365	6,556	6,753
EDUCATION & TRAINING		500	750	765	780	796	812
DEVELOPER FUNDED INFRASTRUCTURE		10,000	12,500	12,750	13,005	13,265	13,530
INSURANCE - LIABILITY		912	930	949	968	987	-
LEGAL FEES		2,500	5,000	5,150	5,305	5,464	5,628
SUPPLIES		250	200	204	208	212	216
TRAVEL/LEASING		1,000	1,020	1,040	1,061	1,082	1,104
TRANSFER TO OPERATING RESERVE		5,000	15,000	15,000	15,000	15,000	15,000
<b>Total Expenses</b>		<b>\$ 121,224</b>	<b>\$ 209,405</b>	<b>\$ 228,698</b>	<b>\$ 235,366</b>	<b>\$ 242,242</b>	<b>\$ 248,280</b>



**Regional District of Okanagan-Similkameen  
2024-2028 Operational Financial Plan  
ILLEGAL DUMPING - 4250**

**BI 2184 - Maximum Levy**

		2023 Budget	2024 Budget	2025 Budget	2026 Budget	2027 Budget	2028 Budget
\$		<b>25,000</b>					
	<b>Revenue</b>	<b>REVIEW REQUIRED</b>	<b>REVIEW REQUIRED</b>	<b>REVIEW REQUIRED</b>	<b>REVIEW REQUIRED</b>	<b>REVIEW REQUIRED</b>	<b>REVIEW REQUIRED</b>
		0.92%	12.61%	2.40%	2.43%	2.44%	2.47%
TAX REQUISITION		35,882	40,407	41,378	42,384	43,417	44,491
PRIOR YEARS SURPLUS		4,325	-	-	-	-	-
<b>Total Revenue</b>		<b>\$ 40,207</b>	<b>\$ 40,407</b>	<b>\$ 41,378</b>	<b>\$ 42,384</b>	<b>\$ 43,417</b>	<b>\$ 44,491</b>
	<b>Expense</b>						
SALARIES & WAGES		16,456	19,300	19,886	20,493	21,115	21,762
SALARIES & WAGES			186	192	199	205	211
ADMINISTRATION CHARGES		932	1,108	1,143	1,180	1,217	1,256
CONTRACT SERVICES		3,000	3,000	3,105	3,214	3,326	3,443
CONTRACT SERVICES - TIPPING FEES		5,500	5,500	5,693	5,892	6,098	6,312
INSURANCE - LIABILITY		152	152	157	163	169	174
ADVERTISING - PUBLIC EDUCATION		761	761	788	815	844	874
TRAVEL/LEASING		406	400	414	428	443	459
TRANSFER TO OPERATING RESERVE		13,000	10,000	10,000	10,000	10,000	10,000
<b>Total Expenses</b>		<b>\$ 40,207</b>	<b>\$ 40,407</b>	<b>\$ 41,378</b>	<b>\$ 42,384</b>	<b>\$ 43,417</b>	<b>\$ 44,491</b>



**Regional District of Okanagan-Similkameen  
2024-2028 Operational Financial Plan  
SOLID WASTE MANAGEMENT - 4300**

1899.02, 2012 - Assessment

	2023 Budget	2024 Budget	2025 Budget	2026 Budget	2027 Budget	2028 Budget
<b>\$</b>	<b>367,237</b>					
	<b>Compliant</b>	<b>Compliant</b>	<b>Compliant</b>	<b>Compliant</b>	<b>Compliant</b>	<b>Compliant</b>
<b>Revenue</b>	<b>11.36%</b>	<b>-37.59%</b>	<b>8.68%</b>	<b>2.57%</b>	<b>2.56%</b>	<b>2.59%</b>
TAX REQUISITION	280,633	175,156	190,364	195,252	200,259	205,453
TRANSFER FROM OPERATING RESERVE	7,086	245,000	-	-	-	-
PRIOR YEARS SURPLUS	250,000	245,000	-	-	-	-
<b>Total Revenue</b>	<b>\$ 537,719</b>	<b>\$ 665,156</b>	<b>\$ 190,364</b>	<b>\$ 195,252</b>	<b>\$ 200,259</b>	<b>\$ 205,453</b>
<b>Expense</b>						
SALARIES & WAGES	120,620	107,922	111,216	114,645	118,143	121,776
NEW FTE AS AUTHORIZED BY THE BOARD SALARIES & WAGES	27,008	182	188	195	201	207
ADMINISTRATION CHARGES	9,393	8,404	9,134	9,369	9,609	9,858
CONSULTANTS CF	250,000	245,000				
CONSULTANTS			30,000	30,000	30,000	30,000
CONTRACTOR - WEBSITE EXCHANGE SITE	8,120	8,120	8,404	8,698	9,003	9,318
MEMBERSHIP & DUES	3,986	4,555	4,714	4,879	5,050	5,227
FOOD COMPOSTING EDUCATION	25,000	25,000	5,000	5,000	5,000	5,000
INSURANCE - LIABILITY	773	773	800	828	857	887
LEGAL FEES	100	100	104	107	111	115
SUPPLIES	2,000	2,000	2,070	2,142	2,217	2,295
BEAR SMART EXPENSES	9,500	16,600	17,181	17,782	18,405	19,049
BEAR SMART EXPENSES	7,086	-	-	-	-	-
BEAR SMART EXPENSES	1,500	1,500	1,553	1,607	1,663	1,721
TRANSFER TO OPERATING RESERVE	72,633	245,000	-	-	-	-
<b>Total Expenses</b>	<b>\$ 537,719</b>	<b>\$ 665,156</b>	<b>\$ 190,364</b>	<b>\$ 195,252</b>	<b>\$ 200,259</b>	<b>\$ 205,453</b>





**Regional District of Okanagan-Similkameen  
2024-2028 Operational Financial Plan  
APEX MTN SOLID WASTE TRANSFER STATION - 4310**

D716, BL2593, 2012 - Assessment

	2023 Budget	2024 Budget	2025 Budget	2026 Budget	2027 Budget	2028 Budget
<b>\$</b>	<b>557,859</b>					
<b>Revenue</b>	<b>Compliant</b>	<b>Compliant</b>	<b>Compliant</b>	<b>Compliant</b>	<b>Compliant</b>	<b>Compliant</b>
	15.09%	17.95%	12.00%	3.21%	3.35%	3.57%
	2.22%	0.00%	0.00%	0.00%	0.00%	0.00%
TAX REQUISITION	84,262	99,384	111,314	114,890	118,742	122,976
USER FEES	73,173	73,173	73,173	73,173	73,173	73,173
TRANSFER FROM OPERATING RESERVE	2,000	-	-	-	-	-
<b>Total Revenue</b>	<b>\$ 159,435</b>	<b>\$ 172,557</b>	<b>\$ 184,487</b>	<b>\$ 188,063</b>	<b>\$ 191,915</b>	<b>\$ 196,149</b>
<b>Expense</b>						
SALARIES & WAGES	17,168	17,768	18,322	18,890	19,473	20,082
SALARIES & WAGES		4,732	6,264	6,429	6,598	6,771
<b>ADMINISTRATION CHARGES</b>	<b>5,040</b>	<b>5,770</b>	<b>6,027</b>	<b>6,188</b>	<b>6,521</b>	<b>6,713</b>
IT SUPPORT COSTS	3,250	3,348	3,448	3,551	3,658	3,768
OP-SW-TIPPING FEES	16,761	16,761	16,761	16,761	16,761	16,761
CONTRACT SERVICES - MAINTENANCE	25,101	25,101	26,372	27,031	27,707	28,678
OPERATIONS AND MAINTENANCE	4,000	4,000	4,140	4,285	4,435	4,590
CONTRACT SERVICES - RECYCLING	8,000	8,000	8,280	8,571	8,870	9,180
CONTRACT SERVICES - GARBAGE	15,682	16,000	16,560	17,140	17,739	18,360
CONTRACT SERVICES - LARGE ITEM COLLECTION	8,778	9,000	9,315	9,641	9,978	10,328
EDUCATION	5,000	4,000	4,140	4,285	4,435	4,590
INSURANCE - PROPERTY	1,798	1,809	1,872	1,938	2,006	2,076
INSURANCE - LIABILITY	1,350	1,350	1,397	1,446	1,497	1,549
LEGAL FEES	100	100	104	107	111	115
ADVERTISING - PUBLIC EDUCATION	1,300	1,000	1,035	1,071	1,109	1,148
TRAVEL/LEASING	1,523	1,523	1,576	1,631	1,689	1,748
UTILITIES	3,000	3,000	3,105	3,214	3,326	3,443
DEBT INTEREST (Bylaw 2887/2843) + (Bylaw 2887/2669)	14,228	14,229	14,229	14,229	14,229	14,229
DEBT PRINCIPAL (Bylaw 2887/2843) + (Bylaw 2887/2669)	20,856	29,427	29,427	29,427	29,427	29,427
TRANSFER TO RESERVE	4,500	3,639	4,613	4,728	4,846	4,943
TRANSFER TO OPERATING RESERVE	2,000	2,000	7,500	7,500	7,500	7,650
<b>Total Expenses</b>	<b>\$ 159,435</b>	<b>\$ 172,557</b>	<b>\$ 184,487</b>	<b>\$ 188,063</b>	<b>\$ 191,915</b>	<b>\$ 196,149</b>



**Regional District of Okanagan-Similkameen  
2024-2028 Operational Financial Plan  
NET ZERO RECYCLING FACILITY - 4320**

		2023 Budget	2024 Budget	2025 Budget	2026 Budget	2027 Budget	2028 Budget
<b>Recoveries</b>							
	<b>Revenue</b>						
		<b>Recoveries</b>	<b>Recoveries</b>	<b>Recoveries</b>	<b>Recoveries</b>	<b>Recoveries</b>	<b>Recoveries</b>
		<b>N/A</b>	<b>N/A</b>	<b>N/A</b>	<b>N/A</b>	<b>N/A</b>	<b>N/A</b>
COST RECOVERIES		5,315	1,543	1,543	1,543	-	-
<b>Total Revenue</b>		\$ 5,315	\$ 1,543	\$ 1,543	\$ 1,543	\$ -	\$ -
	<b>Expense</b>						
SALARIES & WAGES		5,177	1,500	1,500	1,500	-	-
ADMINISTRATION CHARGES		138	43	43	43	-	-
<b>Total Expenses</b>		\$ 5,315	\$ 1,543	\$ 1,543	\$ 1,543	\$ -	\$ -



**Regional District of Okanagan-Similkameen**  
**2024-2028 Operational Financial Plan**  
**WEST BENCH SOIL REMOVAL AND DEPOSITION SERVICE - 4400**

		2023 Budget	2024 Budget	2025 Budget	2026 Budget	2027 Budget	2028 Budget
<b>User Fees</b>		N/A	N/A	N/A	N/A	N/A	N/A
	<b>Revenue</b>						
			94.97%	1.59%	2.43%	2.44%	2.45%
TAX REQUISITION		9,994	19,485	19,794	20,275	20,770	21,280
APPROVAL FEES		500	500	500	500	500	510
<b>Total Revenue</b>		\$ 10,494	\$ 19,985	\$ 20,294	\$ 20,775	\$ 21,270	\$ 21,790
	<b>Expense</b>						
SALARIES & WAGES		2,500	13,832	14,284	14,751	15,233	15,732
ADMINISTRATION CHARGES		200	474	482	496	509	524
BYLAW EXPENSES		2,500	2,885	2,734	2,734	2,734	2,734
LEGAL		2,500	-	-	-	-	-
TRANSFER TO OPERATING RESERVES		2,794	2,794	2,794	2,794	2,794	2,800
<b>Total Expenses</b>		\$ 10,494	\$ 19,985	\$ 20,294	\$ 20,775	\$ 21,270	\$ 21,790



**Regional District of Okanagan-Similkameen  
2024-2028 Operational Financial Plan  
ELECTORAL AREA PLANNING - 5000**

**LGA Part 26 - No Tax Limit**

		2023 Budget	2024 Budget	2025 Budget	2026 Budget	2027 Budget	2028 Budget
<b>No Tax Limit</b>							
	<b>Revenue</b>	<b>No Tax Limit</b>	<b>No Tax Limit</b>	<b>No Tax Limit</b>	<b>No Tax Limit</b>	<b>No Tax Limit</b>	<b>No Tax Limit</b>
		15.67%	10.67%	4.73%	2.64%	2.59%	8.36%
TAX REQUISITION		1,322,564	1,463,656	1,532,911	1,573,343	1,614,055	1,748,959
DEVELOPMENT APPLICATION FEES		100,000	105,000	110,000	115,000	120,000	120,000
TRANSFER FROM OPERATING RESERVE		30,000	70,000	-	-	-	-
PRIOR YEARS SURPLUS		-	70,000	-	-	-	-
<b>Total Revenue</b>		<b>\$ 1,452,564</b>	<b>\$ 1,708,656</b>	<b>\$ 1,642,911</b>	<b>\$ 1,688,343</b>	<b>\$ 1,734,055</b>	<b>\$ 1,868,959</b>
	<b>Expense</b>						
SALARIES & WAGES		836,962	909,960	937,416	965,695	994,852	1,024,939
NEW FTE AS AUTHORIZED BY THE BOARD SALARIES & WAGES		23,529	68,018	98,319	100,372	102,436	104,544
BOARD OF VARIANCE		769	788	808	828	900	-
APC EXPENSES		1,538	1,576	1,615	1,655	2,000	2,000
<b>ADMINISTRATION CHARGES</b>		<b>76,680</b>	<b>89,393</b>	<b>93,704</b>	<b>96,305</b>	<b>98,978</b>	<b>106,914</b>
BYLAW ENFORCEMENT ALLOCATION		166,254	182,273	188,653	195,256	202,089	209,163
CONSULTANTS		100,000	100,000	100,000	100,000	100,000	100,000
<b>CONSULTANTS CF</b>		<b>-</b>	<b>70,000</b>	<b>-</b>	<b>-</b>	<b>-</b>	<b>-</b>
PLANNING REFERRALS TO SUBDIVISION SERVICING		20,000	20,000	20,000	20,000	20,000	20,000
CONTRACT SERVICES		35,000	-	-	-	-	-
EDUCATION & TRAINING		10,250	15,000	16,000	17,000	18,000	19,000
ENVIRONMENTAL PROJECTS		10,000	10,000	10,000	10,000	10,000	10,000
EQUIPMENT		18,040	18,491	18,953	19,427	20,000	21,000
INSURANCE - LIABILITY		8,482	8,694	8,911	9,134	9,200	93,000
LEGAL FEES		41,000	42,025	43,076	44,153	45,000	46,000
LEGAL FEES - COVENANT REGISTRATIONS		7,000	7,100	7,200	7,300	7,400	7,500
SUPPLIES		9,000	9,100	9,200	9,300	9,400	9,500
ADVERTISING		20,000	15,500	16,500	17,500	18,500	19,000
TRAVEL/LEASING		4,100	4,203	4,308	4,416	4,500	4,500
UTILITIES - TELEPHONE		1,000	2,000	2,100	2,200	2,300	2,300
TRANSFER TO OPERATING RESERVE		58,860	130,332	61,840	63,386	64,000	65,000
CONTINGENCY		4,100	4,203	4,308	4,416	4,500	4,600
<b>Total Expenses</b>		<b>\$ 1,452,564</b>	<b>\$ 1,708,656</b>	<b>\$ 1,642,911</b>	<b>\$ 1,688,343</b>	<b>\$ 1,734,055</b>	<b>\$ 1,868,959</b>



**Regional District of Okanagan-Similkameen  
2024-2028 Operational Financial Plan  
ENVIRONMENTAL CONSERVATION - 5010**

RG 734, RG735 C714,z714,714I,714D, 714A 714C 718E 555,BL 2690, 2016

		2023 Budget	2024 Budget	2025 Budget	2026 Budget	2027 Budget	2028 Budget
\$		640,371					
	<b>Revenue</b>	<b>Compliant</b>	<b>Compliant</b>	<b>Compliant</b>	<b>Compliant</b>	<b>Compliant</b>	<b>Compliant</b>
		-0.07%	-0.17%	0.00%	0.00%	0.00%	0.00%
TAX REQUISITION		449,783	449,036	449,035	449,036	449,035	449,035
<b>Total Revenue</b>		\$ 449,783	\$ 449,036	\$ 449,035	\$ 449,036	\$ 449,035	\$ 449,035
	<b>Expense</b>						
ADMINISTRATION CHARGE		11,656	12,379	12,379	12,379	12,379	12,379
OPERATIONS		39,585	40,179	40,781	41,393	42,221	43,000
GRANTS		398,542	396,478	395,875	395,264	394,435	393,656
<b>Total Expenses</b>		\$ 449,783	\$ 449,036	\$ 449,035	\$ 449,036	\$ 449,035	\$ 449,035



**Regional District of Okanagan-Similkameen  
2024-2028 Operational Financial Plan  
RGS - SUB REGIONAL - 5020**

**BL 2421 & 2770 - No Tax Limit**

		2023 Budget	2024 Budget	2025 Budget	2026 Budget	2027 Budget	2028 Budget
<b>No Tax Limit</b>							
	<b>Revenue</b>	<b>No Tax Limit</b>	<b>No Tax Limit</b>	<b>No Tax Limit</b>	<b>No Tax Limit</b>	<b>No Tax Limit</b>	<b>No Tax Limit</b>
		8.89%	14.65%	2.99%	2.97%	2.88%	4.61%
TAX REQUISITION		45,305	51,943	53,494	55,085	56,674	59,286
<b>Total Revenue</b>		<b>\$ 45,305</b>	<b>\$ 51,943</b>	<b>\$ 53,494</b>	<b>\$ 55,085</b>	<b>\$ 56,674</b>	<b>\$ 59,286</b>
	<b>Expense</b>						
SALARIES & WAGES		30,553	36,412	37,522	38,661	39,840	41,055
SALARIES & WAGES			64	66	68	70	72
<b>ADMINISTRATION CHARGES</b>		<b>1,552</b>	<b>1,892</b>	<b>1,948</b>	<b>2,006</b>	<b>2,064</b>	<b>2,159</b>
CONSULTANTS		10,000	10,250	10,506	10,769	11,000	12,000
INSURANCE - LIABILITY		200	250	300	350	400	500
SUPPLIES		1,000	1,025	1,051	1,077	1,100	1,200
ADVERTISING		2,000	2,050	2,101	2,154	2,200	2,300
<b>Total Expenses</b>		<b>\$ 45,305</b>	<b>\$ 51,943</b>	<b>\$ 53,494</b>	<b>\$ 55,085</b>	<b>\$ 56,674</b>	<b>\$ 59,286</b>



**Regional District of Okanagan-Similkameen  
2024-2028 Operational Financial Plan  
BYLAW ENFORCEMENT - 5100**

		2023 Budget	2024 Budget	2025 Budget	2026 Budget	2027 Budget	2028 Budget
<b>Recoveries</b>		<b>Recoveries</b>	<b>Recoveries</b>	<b>Recoveries</b>	<b>Recoveries</b>	<b>Recoveries</b>	<b>Recoveries</b>
	<b>Revenue</b>	4.34%	11.37%	3.08%	3.03%	3.07%	7.42%
BYLAW RECOVERY REVENUE		370,095	412,177	424,889	437,764	451,221	484,687
ENFORCEMENT FEES		20,000	20,000	20,000	20,000	20,000	-
TRANSFER FROM OPERATIONAL RESERVE		20,000	-	-	-	-	-
PRIOR YEARS SURPLUS		60,770	-	-	-	-	-
<b>Total Revenue</b>		<b>\$ 470,865</b>	<b>\$ 432,177</b>	<b>\$ 444,889</b>	<b>\$ 457,764</b>	<b>\$ 471,221</b>	<b>\$ 484,687</b>
	<b>Expense</b>						
SALARIES & WAGES		344,254	364,498	375,796	387,512	399,506	411,929
NEW FTE AS AUTHORIZED BY THE BOARD SALARIES & WAGES		-	1,410	1,459	1,510	1,555	1,602
<b>ADMINISTRATION CHARGES</b>		<b>18,520</b>	<b>20,737</b>	<b>21,347</b>	<b>21,964</b>	<b>22,610</b>	<b>23,256</b>
CONTRACT SERVICES		20,000	-	-	-	-	-
EDUCATION & TRAINING		5,200	5,403	5,450	5,548	6,000	6,500
EQUIPMENT		5,000	4,000	4,000	4,000	4,000	4,000
INSURANCE - LIABILITY		1,113	1,129	1,146	1,169	1,250	1,300
LEGAL		8,242	28,000	28,591	28,861	29,000	28,700
SUPPLIES		4,266	3,500	3,500	3,500	3,500	3,500
TRAVEL/LEASING		3,500	3,500	3,600	3,700	3,800	3,900
TRANSFER TO OPERATING RESERVE		60,770	-	-	-	-	-
<b>Total Expenses</b>		<b>\$ 470,865</b>	<b>\$ 432,177</b>	<b>\$ 444,889</b>	<b>\$ 457,764</b>	<b>\$ 471,221</b>	<b>\$ 484,687</b>



**Regional District of Okanagan-Similkameen  
2024-2028 Operational Financial Plan  
DESTRUCTION OF PESTS - 5500**

Sec 767(5), SLP May 2,1967 - Assessment

		2023 Budget	2024 Budget	2025 Budget	2026 Budget	2027 Budget	2028 Budget
\$		2,649,855					
	<b>Revenue</b>	<b>Compliant</b>	<b>Compliant</b>	<b>Compliant</b>	<b>Compliant</b>	<b>Compliant</b>	<b>Compliant</b>
		-111.98%	-738.58%	14.59%	12.84%	3.27%	3.30%
	TAX REQUISITION	(638)	4,074	4,669	5,268	5,440	5,620
	CONTRACT - OLIVER	275	285	295	305	316	327
	CONTRACT - VILLAGE OF KEREMEOS	275	285	295	305	316	327
	TRANSFER FROM OPERATING RESERVE	6,097	-	-	-	-	-
	<b>Total Revenue</b>	<b>\$ 6,009</b>	<b>\$ 4,644</b>	<b>\$ 5,259</b>	<b>\$ 5,878</b>	<b>\$ 6,072</b>	<b>\$ 6,274</b>
	<b>Expense</b>						
	SALARIES & WAGES	2,261	2,115	2,178	2,244	2,310	2,380
	ADMINISTRATION CHARGES	198	169	192	214	221	229
	OPERATIONS - HEALTH & SAFETY	52	54	56	58	60	62
	CONTRACT SERVICES - SPRAYING	2,500	1,500	2,000	2,500	2,588	2,678
	EDUCATION & TRAINING	259	268	277	287	297	308
	INSURANCE - LIABILITY	19	20	20	21	22	23
	SUPPLIES	50	52	54	55	57	59
	ADVERTISING	200	207	214	222	230	238
	TRAVEL/LEASING	250	259	268	277	287	297
	TRANSFER TO OPERATIONAL RESERVES	220	-	-	-	-	-
	<b>Total Expenses</b>	<b>\$ 6,009</b>	<b>\$ 4,644</b>	<b>\$ 5,259</b>	<b>\$ 5,878</b>	<b>\$ 6,072</b>	<b>\$ 6,274</b>





**Regional District of Okanagan-Similkameen**  
**2024-2028 Operational Financial Plan**  
**NUISANCE CONTROL (Regional Service) - 5550**

BL 2198.01, 2008 - Maximum Tax Limit

		2023 Budget	2024 Budget	2025 Budget	2026 Budget	2027 Budget	2028 Budget
\$		31,250					
	<b>Revenue</b>	<b>Compliant</b>	<b>Compliant</b>	<b>Compliant</b>	<b>Compliant</b>	<b>Compliant</b>	<b>Compliant</b>
		-8.13%	9.28%	0.00%	0.00%	0.00%	0.00%
	TAX REQUISITION	23,742	25,945	25,945	25,945	25,945	25,945
	TRANSFER FROM OPERATING RESERVE	2,143	-	-	-	-	-
	PRIOR YEARS SURPLUS	2	-	-	-	-	-
	<b>Total Revenue</b>	\$ 25,887	\$ 25,945	\$ 25,945	\$ 25,945	\$ 25,945	\$ 25,945
	<b>Expense</b>						
	ADMINISTRATION CHARGES	887	945	945	945	945	945
	OP - SW - STARLING CONTROL	25,000	25,000	25,000	25,000	25,000	25,000
	<b>Total Expenses</b>	\$ 25,887	\$ 25,945	\$ 25,945	\$ 25,945	\$ 25,945	\$ 25,945



**Regional District of Okanagan-Similkameen  
2024-2028 Operational Financial Plan  
DESTRUCTION OF PESTS - PENTICTON - 5600**

		2023 Budget	2024 Budget	2025 Budget	2026 Budget	2027 Budget	2028 Budget
<b>No Tax Limit</b>		<b>No Tax Limit</b>	<b>No Tax Limit</b>	<b>No Tax Limit</b>	<b>No Tax Limit</b>	<b>No Tax Limit</b>	<b>No Tax Limit</b>
	<b>Revenue</b>	<b>-127.25%</b>	<b>-332.02%</b>	<b>3.31%</b>	<b>3.06%</b>	<b>3.25%</b>	<b>3.24%</b>
CONTRACT - PENTICTON		(891)	2,067	2,136	2,201	2,273	2,346
TRANSFER FROM OPERATIONAL RESERVES		4,263	-	-	-	-	-
PRIOR YEARS SURPLUS		2,343	-	-	-	-	-
<b>Total Revenue</b>		<b>\$ 5,715</b>	<b>\$ 2,067</b>	<b>\$ 2,136</b>	<b>\$ 2,201</b>	<b>\$ 2,273</b>	<b>\$ 2,346</b>
	<b>Expense</b>						
SALARIES & WAGES		1,130	1,058	1,090	1,122	1,156	1,190
ADMINISTRATION CHARGES		109	75	78	80	83	85
OPERATIONS - HEALTH & SAFETY		50	52	54	55	57	59
CONTRACT SERVICES - SPRAYING		1,200	500	518	536	554	574
EDUCATION & TRAINING		102	106	109	113	117	121
INSURANCE - LIABILITY		22	23	24	24	25	26
SUPPLIES		51	53	55	57	59	61
ADVERTISING		253	100	104	107	111	115
TRAVEL/LEASING		255	100	104	107	111	115
TRANSFER TO OPERATIONAL RESERVES		2,543	-	-	-	-	-
<b>Total Expenses</b>		<b>\$ 5,715</b>	<b>\$ 2,067</b>	<b>\$ 2,136</b>	<b>\$ 2,201</b>	<b>\$ 2,273</b>	<b>\$ 2,346</b>



**Regional District of Okanagan-Similkameen  
2024-2028 Operational Financial Plan  
MOSQUITO CONTROL - 5700**

	2023 Budget	2024 Budget	2025 Budget	2026 Budget	2027 Budget	2028 Budget
<b>Revenue</b>	<b>5.16%</b>	<b>9.66%</b>	<b>4.09%</b>	<b>3.98%</b>	<b>3.53%</b>	<b>3.50%</b>
TAX REQUISITION	170,325	186,776	194,420	202,166	209,310	216,642
TRANSFER FROM RESERVE	10,000	50	50	50	50	50
TRANSFER FROM OPERATING RESERVE		8,000	6,000	5,000	4,000	3,000
MISCELLANEOUS REVENUE	18,000	28,000	28,560	29,131	29,714	30,308
<b>Total Revenue</b>	<b>\$ 198,325</b>	<b>\$ 222,826</b>	<b>\$ 229,030</b>	<b>\$ 236,347</b>	<b>\$ 243,074</b>	<b>\$ 250,000</b>
<b>Expense</b>						
SALARIES & WAGES	95,691	99,885	102,881	105,983	109,148	112,421
SALARIES & WAGES		5,251	5,409	5,572	5,739	5,911
<b>ADMINISTRATION CHARGES</b>	<b>6,571</b>	<b>7,856</b>	<b>8,052</b>	<b>8,255</b>	<b>8,462</b>	<b>8,712</b>
HELICOPTER SPRAYING	35,000	40,000	40,800	41,616	42,448	43,297
OP - W&S - PERMIT FEES	1,035	1,056	1,077	1,099	1,121	1,143
OPERATIONS - HEALTH & SAFETY	518	528	539	550	561	572
CONSULTANTS	500	1,200	1,224	1,248	1,273	1,298
EDUCATION & TRAINING	1,056	1,077	1,099	1,121	1,143	1,166
DEPRECIATION	4,000	4,000	4,000	4,000	4,000	4,000
EQUIPMENT	1,200	1,224	1,248	1,273	1,298	1,324
INSURANCE - LIABILITY	853	870	887	905	923	941
INSURANCE - VEHICLE	2,187	2,231	2,276	2,322	2,368	2,415
SUPPLIES	33,000	40,000	40,800	41,616	42,448	43,297
ADVERTISING	500	510	520	530	541	1,552
TRAVEL/LEASING	13,000	13,260	13,525	13,796	14,072	14,353
UTILITIES - TELEPHONE	714	728	743	758	773	788
TRANSFER TO VEHICLE REPLACEMENT RESERVE		1,000	2,000	3,000	4,000	4,000
TRANSFER TO INTEREST RESERVE		50	50	50	50	50
TRANSFER TO OPERATING RESERVE	2,500	2,100	1,900	2,653	2,706	2,760
<b>Total Expenses</b>	<b>\$ 198,325</b>	<b>\$ 222,826</b>	<b>\$ 229,030</b>	<b>\$ 236,347</b>	<b>\$ 243,074</b>	<b>\$ 250,000</b>



**Regional District of Okanagan-Similkameen  
2024-2028 Operational Financial Plan  
DESTRUCTION OF PESTS - SUMMERLAND - 5800**

		2023 Budget	2024 Budget	2025 Budget	2026 Budget	2027 Budget	2028 Budget
<b>No Tax Limit</b>		<b>No Tax Limit</b>	<b>No Tax Limit</b>	<b>No Tax Limit</b>	<b>No Tax Limit</b>	<b>No Tax Limit</b>	<b>No Tax Limit</b>
	<b>Revenue</b>	<b>-479.07%</b>	<b>-115.95%</b>	<b>3.29%</b>	<b>3.09%</b>	<b>3.28%</b>	<b>3.27%</b>
	CONTRACT - SUMMERLAND	(12,864)	2,052	2,119	2,185	2,256	2,330
	TRANSFER FROM OPERATING RESERVE	16,341	-	-	-	-	-
	PRIOR YEARS SURPLUS	619	-	-	-	-	-
	<b>Total Revenue</b>	<b>\$ 4,096</b>	<b>\$ 2,052</b>	<b>\$ 2,119</b>	<b>\$ 2,185</b>	<b>\$ 2,256</b>	<b>\$ 2,330</b>
	<b>Expense</b>						
	SALARIES & WAGES	1,130	1,058	1,090	1,122	1,156	1,190
	ADMINISTRATION CHARGES	112	75	77	80	82	85
	OPERATIONS - HEALTH & SAFETY	100	104	107	111	115	119
	CONTRACT SERVICES - SPRAYING	900	400	414	428	443	459
	EDUCATION & TRAINING	255	100	104	107	111	115
	INSURANCE - LIABILITY	9	9	10	10	10	11
	SUPPLIES	102	106	109	113	117	121
	ADVERTISING	414	100	104	107	111	115
	TRAVEL/LEASING	255	100	104	107	111	115
	TRANSFER TO OPERATIONAL BUDGET	819	-	-	-	-	-
	<b>Total Expenses</b>	<b>\$ 4,096</b>	<b>\$ 2,052</b>	<b>\$ 2,119</b>	<b>\$ 2,185</b>	<b>\$ 2,256</b>	<b>\$ 2,330</b>



**Regional District of Okanagan-Similkameen  
2024-2028 Operational Financial Plan  
STERILE INSECT RELEASE PROGRAM - 6000**

1101, 1989 - Assessment

		2023 Budget	2024 Budget	2025 Budget	2026 Budget	2027 Budget	2028 Budget
<b>\$</b>		<b>2,992,268</b>					
	<b>Revenue</b>	<b>Compliant</b>	<b>Compliant</b>	<b>Compliant</b>	<b>Compliant</b>	<b>Compliant</b>	<b>Compliant</b>
		16.21%	6.42%	6.04%	5.97%	5.89%	4.02%
TAX REQUISITION		485,451	516,622	547,846	580,526	614,724	639,408
PARCEL TAX		508,737	518,912	529,290	539,876	550,674	572,786
GRANT IN LIEU OF TAXES		4,500	4,500	4,500	4,500	4,500	4,500
PRIOR YEARS SURPLUS		(353)	-	-	-	-	-
<b>Total Revenue</b>		<b>\$ 998,335</b>	<b>\$ 1,040,034</b>	<b>\$ 1,081,636</b>	<b>\$ 1,124,902</b>	<b>\$ 1,169,898</b>	<b>\$ 1,216,694</b>
	<b>Expense</b>						
ADMINISTRATION CHARGES		25,871	28,672	29,819	31,012	32,252	33,542
TRANSFER TO SIR		972,464	1,011,362	1,051,817	1,093,890	1,137,646	1,183,152
<b>Total Expenses</b>		<b>\$ 998,335</b>	<b>\$ 1,040,034</b>	<b>\$ 1,081,636</b>	<b>\$ 1,124,902</b>	<b>\$ 1,169,898</b>	<b>\$ 1,216,694</b>



**Regional District of Okanagan-Similkameen  
2024-2028 Operational Financial Plan  
OKANAGAN BASIN WATER BOARD - 6500**

Limit Based on Assessment

		2023 Budget	2024 Budget	2025 Budget	2026 Budget	2027 Budget	2028 Budget
\$		887,906					
	<b>Revenue</b>	<b>Compliant</b>	<b>Compliant</b>	<b>Compliant</b>	<b>Compliant</b>	<b>REVIEW SOON</b>	<b>REVIEW SOON</b>
		3.85%	2.67%	2.50%	2.50%	2.50%	3.52%
TAX REQUISITION		772,633	793,296	813,129	833,457	854,294	884,381
<b>Total Revenue</b>		<b>\$ 772,633</b>	<b>\$ 793,296</b>	<b>\$ 813,129</b>	<b>\$ 833,457</b>	<b>\$ 854,294</b>	<b>\$ 884,381</b>
	<b>Expense</b>						
ADMINISTRATION CHARGES		20,022	21,870	22,417	22,977	23,552	24,381
TRANSFER TO OBWB		752,611	771,426	790,712	810,480	830,742	860,000
<b>Total Expenses</b>		<b>\$ 772,633</b>	<b>\$ 793,296</b>	<b>\$ 813,129</b>	<b>\$ 833,457</b>	<b>\$ 854,294</b>	<b>\$ 884,381</b>



**Regional District of Okanagan-Similkameen  
2024-2028 Operational Financial Plan  
ARENA - PRINCETON / AREA "H" - 7000**

RG731, Z714, BI 2666,2014

		2023 Budget	2024 Budget	2025 Budget	2026 Budget	2027 Budget	2028 Budget
\$		314,236					
		<b>Compliant</b>	<b>Compliant</b>	<b>REVIEW SOON</b>	<b>REVIEW SOON</b>	<b>REVIEW SOON</b>	<b>REVIEW REQUIRED</b>
	<b>Revenue</b>	<b>1.95%</b>	<b>1.45%</b>	<b>1.50%</b>	<b>2.00%</b>	<b>2.00%</b>	<b>1.50%</b>
	TAX REQUISITION	\$ 290,209	\$ 294,418	\$ 298,833	\$ 304,810	\$ 310,906	\$ 315,570
	PRIOR YEARS SURPLUS	(794)	-	-	-	-	-
	<b>Total Revenue</b>	<b>\$ 289,415</b>	<b>\$ 294,418</b>	<b>\$ 298,833</b>	<b>\$ 304,810</b>	<b>\$ 310,906</b>	<b>\$ 315,570</b>
	<b>Expense</b>						
	ADMINISTRATION CHARGES	9,914	10,724	10,884	11,102	11,324	11,494
	CONTRACT SERVICES	279,501	283,694	287,949	293,708	299,582	304,076
	<b>Total Expenses</b>	<b>\$ 289,415</b>	<b>\$ 294,418</b>	<b>\$ 298,833</b>	<b>\$ 304,810</b>	<b>\$ 310,906</b>	<b>\$ 315,570</b>



**Regional District of Okanagan-Similkameen  
2024-2028 Operational Financial Plan  
ARENA - OSOYOOS / AREA "A" - 7050**

**Referendum 185 & 834 - No Tax Limit**

		2023 Budget	2024 Budget	2025 Budget	2026 Budget	2027 Budget	2028 Budget
<b>No Tax Limit</b>		<b>No Tax Limit</b>	<b>No Tax Limit</b>	<b>No Tax Limit</b>	<b>No Tax Limit</b>	<b>No Tax Limit</b>	<b>No Tax Limit</b>
	<b>Revenue</b>	<b>15.97%</b>	<b>2.01%</b>	<b>44.75%</b>	<b>3.20%</b>	<b>3.20%</b>	<b>0.76%</b>
TAX REQUISITION		608,534	620,780	898,564	927,277	956,947	964,210
GRANT IN LIEU OF TAXES		4,000	4,000	4,000	4,000	4,000	4,000
GRANTS		71,100	-	-	-	-	-
GAS TAX - OSOYOOS		178,900	-	-	-	-	-
REVENUE - MEZZANINE RENTAL		2,050	2,160	2,203	2,247	2,292	2,338
REVENUE - CONCESSION		2,100	2,210	2,254	2,299	2,345	2,392
REVENUE - SKATING		28,850	33,000	33,660	34,333	35,020	35,720
REVENUE - HOCKEY		107,400	117,730	120,084	122,486	124,936	127,435
REVENUE - MAINTENANCE CONTRIBUTION		9,000	9,450	9,639	9,831	10,028	10,229
GRANTS			250,000	-	-	-	-
MISCELLANEOUS REVENUE		2,100	2,200	2,244	2,289	2,335	2,381
<b>Total Revenue</b>		<b>\$ 1,014,034</b>	<b>\$ 1,041,530</b>	<b>\$ 1,072,648</b>	<b>\$ 1,104,762</b>	<b>\$ 1,137,903</b>	<b>\$ 1,148,705</b>
	<b>Expense</b>						
SALARIES & WAGES		418,200	462,000	476,784	492,041	507,786	524,035
ADMINISTRATION CHARGES		1,000	1,000	1,000	1,000	1,000	1,000
ADMIN CHARGES - TOWN		12,000	12,000	12,384	12,780	13,189	13,611
BUILDING MAINTENANCE		50,000	65,000	67,080	69,227	71,442	73,728
EQUIPMENT MAINTENANCE		23,400	-	-	-	-	-
EQUIPMENT MAINTENANCE - VEHICLES		5,100	3,500	3,612	3,728	3,847	3,970
CAPITAL EXPENDITURES		270,000	300,000	309,600	319,507	329,731	340,282
SUPPLIES		15,550	14,320	14,778	15,251	15,739	16,243
UTILITIES		106,500	108,380	111,848	115,427	119,121	122,933
DEBT INTEREST (INCLUDING ZAMBONI DEBT)		68,080	68,080	68,080	68,080	68,080	44,680
TRANSFER TO RESERVE - EQUIPMENT		37,704	-	-	-	-	-
OTHER EXPENSES - MISCELLANEOUS		6,500	7,250	7,482	7,721	7,968	8,223
<b>Total Expenses</b>		<b>\$ 1,014,034</b>	<b>\$ 1,041,530</b>	<b>\$ 1,072,648</b>	<b>\$ 1,104,762</b>	<b>\$ 1,137,903</b>	<b>\$ 1,148,705</b>





**Regional District of Okanagan-Similkameen  
2024-2028 Operational Financial Plan  
ARENA - OLIVER / AREA "C" - 7100**

RG 735,C714, RG737, BL 318 - No Tax Limit

		2023 Budget	2024 Budget	2025 Budget	2026 Budget	2027 Budget	2028 Budget
<b>No Tax Limit</b>		<b>No Tax Limit</b>	<b>No Tax Limit</b>	<b>No Tax Limit</b>	<b>No Tax Limit</b>	<b>No Tax Limit</b>	<b>No Tax Limit</b>
	<b>Revenue</b>	<b>14.02%</b>	<b>12.46%</b>	<b>-17.35%</b>	<b>3.14%</b>	<b>1.94%</b>	
TAX REQUISITION		478,916	538,580	445,156	459,115	468,025	480,167
GRANT IN LIEU OF TAXES		2,790	2,790	2,790	2,790	2,790	2,846
AGREEMENT - OSOYOOS INDIAN BAND		29,948	33,786	30,853	31,316	31,942	32,581
REVENUE - REC. PROGRAMS		95,000	95,600	97,871	99,339	101,326	103,352
<b>Total Revenue</b>		<b>\$ 606,654</b>	<b>\$ 670,756</b>	<b>\$ 576,670</b>	<b>\$ 592,560</b>	<b>\$ 604,083</b>	<b>\$ 618,946</b>
	<b>Expense</b>						
SALARIES & WAGES		286	293	299	307	205	209
ADMINISTRATION CHARGES RDOS		12,605	1,000	1,000	1,000	1,000	1,000
ADMINISTRATION CHARGES OLIVER			10,000	10,000	10,000	10,000	10,000
OPERATIONS		457,488	523,053	480,648	492,665	502,518	515,569
INSURANCE - PROPERTY		10,070	10,271	10,477	10,686	10,900	11,118
INSURANCE - LIABILITY		5,945	6,094	6,246	6,402	6,530	6,661
TRANSFER TO RESERVE		120,260	120,045	68,000	71,500	72,930	74,389
<b>Total Expenses</b>		<b>\$ 606,654</b>	<b>\$ 670,756</b>	<b>\$ 576,670</b>	<b>\$ 592,560</b>	<b>\$ 604,083</b>	<b>\$ 618,946</b>



**Regional District of Okanagan-Similkameen  
2024-2028 Operational Financial Plan  
RECREATION FACILITY - KEREMEOS / AREAS "B" & "G" - 7200**

RG 734 -535, RG 735 - g716, RG 735 \*B716 B1 1470.02

	2023 Budget	2024 Budget	2025 Budget	2026 Budget	2027 Budget	2028 Budget
<b>\$</b>	<b>597,301</b>					
<b>Revenue</b>	<b>24.82%</b>	<b>20.67%</b>	<b>REVIEW SOON</b>	<b>REVIEW REQUIRED</b>	<b>REVIEW REQUIRED</b>	<b>REVIEW REQUIRED</b>
TAX REQUISITION	460,804	556,031	581,822	607,006	633,136	659,830
GRANT IN LIEU OF TAXES	134	139	144	149	154	159
REVENUE - FITNESS	24,000	28,000	28,980	29,994	31,044	32,131
REVENUE - CLIMBING WALL	-	500	518	536	554	574
REVENUE - BOWLING	14,000	14,490	14,997	15,522	16,065	16,627
REVENUE - SQUASH	102	106	110	114	118	122
REVENUE - FACILITY RENTAL	-	500	518	536	554	574
REVENUE - RECREATION	14,000	20,000	20,700	21,425	22,175	22,951
REVENUE - CONCESSION	2,550	2,639	2,731	2,827	2,926	3,028
REVENUE - ICE RINK	12,000	12,420	12,855	13,305	13,771	14,253
TRANSFER FROM OPERATING RESERVE	5,000	-	-	-	-	-
PROVINCIAL GRANTS - EMPLOYMENT	3,000	3,105	3,214	3,326	3,442	3,562
MISCELLANEOUS REVENUE	200	1,000	1,035	1,071	1,108	1,147
DONATIONS	4,000	3,000	3,105	3,214	3,326	3,442
PRIOR YEARS SURPLUS	17,990	-	-	-	-	-
<b>Total Revenue</b>	<b>\$ 557,780</b>	<b>\$ 641,930</b>	<b>\$ 670,729</b>	<b>\$ 699,025</b>	<b>\$ 728,373</b>	<b>\$ 758,400</b>
<b>Expense</b>						
SALARIES & WAGES	199,753	269,026	277,485	286,206	295,143	304,402
NEW FTE AS AUTHORIZED BY THE BOARD SALARIES & WAGES	19,600	18,748	19,370	20,012	20,614	21,232
SALARIES & WAGES STUDENTS	30,000	20,000	20,700	21,425	22,175	22,951
SALARIES AND WAGES CASUAL LABOURER	25,000	19,000	19,665	20,353	21,065	21,802
SALARIES & WAGES - SUMMER STUDENTS	7,000	3,000	3,105	3,214	3,326	3,442
PART TIME WAGES - REC INSTRUCTORS	14,000	18,000	18,630	19,282	19,957	20,655
WAGES - SUMMER STAFF	4,000	4,140	4,285	4,435	4,590	4,751
ADMINISTRATION CHARGES	21,177	26,483	27,358	28,262	29,191	30,152
IT SUPPORT COSTS	5,200	5,356	5,517	5,682	5,853	6,028
IS	1,000	1,035	1,071	1,108	1,147	1,187
MAINTENANCE - JANITORIAL	10,500	14,000	14,490	14,997	15,522	16,065
EQUIPMENT MAINTENANCE	4,500	7,000	7,245	7,499	7,761	8,033
CONTRACT SERVICES	18,300	24,661	25,523	26,415	27,339	28,296
EDUCATION & TRAINING	7,120	7,369	7,626	7,892	8,169	8,455
EQUIPMENT	8,000	12,000	12,420	12,855	13,305	13,771
PARK/FACILITY IMPROVEMENTS	6,000	6,210	6,427	6,652	6,885	7,126
INSURANCE - PROPERTY	22,043	22,484	23,271	24,085	24,928	25,800
INSURANCE - LIABILITY	3,500	3,623	3,750	3,881	4,017	4,158
SUPPLIES REC	4,730	4,896	5,068	5,245	5,429	5,619
SUPPLIES FACILITY	10,200	10,558	10,928	11,311	11,707	12,116
SUPPLIES - P&R - CONCESSION	1,300	1,346	1,393	1,442	1,492	1,544
SPECIAL EVENTS	4,500	4,658	4,821	4,990	5,165	5,346
ADVERTISING	4,100	4,244	4,393	4,547	4,706	4,871
TRAVEL/LEASING	6,500	6,728	6,963	7,207	7,459	7,720
UTILITIES	36,100	37,365	38,673	40,027	41,428	42,878
TRANSFER TO CAPITAL RESERVE	60,000	90,000	100,000	110,000	120,000	130,000
TRANSFER TO OPERATING RESERVE	23,657	-	552	1	-	-
<b>Total Expenses</b>	<b>\$ 557,780</b>	<b>\$ 641,930</b>	<b>\$ 670,729</b>	<b>\$ 699,025</b>	<b>\$ 728,373</b>	<b>\$ 758,400</b>



**Regional District of Okanagan-Similkameen  
2024-2028 Operational Financial Plan  
POOL - OLIVER / AREA "C" - 7300**

RG735, C714, BL 1901 - Assessment

		2023 Budget	2024 Budget	2025 Budget	2026 Budget	2027 Budget	2028 Budget
\$		605,617					
	<b>Revenue</b>	<b>Compliant</b>	<b>Compliant</b>	<b>Compliant</b>	<b>Compliant</b>	<b>Compliant</b>	<b>Compliant</b>
		9.73%	-7.40%	14.71%	2.71%	1.93%	1.92%
TAX REQUISITION		285,721	264,584	303,499	311,733	317,747	323,852
GRANT IN LIEU OF TAXES		1,890	1,918	1,947	1,976	2,016	2,087
AGREEMENT - OSOYOOS INDIAN BAND		17,889	16,185	18,430	18,706	19,080	19,462
REVENUE - REC. PROGRAMS		74,000	74,000	76,237	77,380	78,928	80,506
<b>Total Revenue</b>		<b>\$ 379,500</b>	<b>\$ 356,687</b>	<b>\$ 400,113</b>	<b>\$ 409,795</b>	<b>\$ 417,771</b>	<b>\$ 425,907</b>
	<b>Expense</b>						
ADMINISTRATION CHARGES RDOS		9,835	1,000	1,000	1,000	1,000	1,000
ADMINISTRATION CHARGES OLIVER			10,000	10,000	10,000	10,000	10,000
OPERATIONS		361,614	336,675	379,921	389,419	397,207	405,152
INSURANCE - PROPERTY		3,541	3,612	3,684	3,758	3,833	3,910
INSURANCE - LIABILITY		4,510	5,400	5,508	5,618	5,731	5,845
<b>Total Expenses</b>		<b>\$ 379,500</b>	<b>\$ 356,687</b>	<b>\$ 400,113</b>	<b>\$ 409,795</b>	<b>\$ 417,771</b>	<b>\$ 425,907</b>



**Regional District of Okanagan-Similkameen  
2024-2028 Operational Financial Plan  
POOL - KEREMEOS / AREAS "B" & "G" - 7310**

RG 734 -535, RG 735 - g716, RG 735 \*B716 BI 2119.01

	2023 Budget	2024 Budget	2025 Budget	2026 Budget	2027 Budget	2028 Budget
<b>\$</b>	<b>160,251</b>					
	<b>Compliant</b>	<b>REVIEW REQUIRED</b>	<b>REVIEW REQUIRED</b>	<b>REVIEW REQUIRED</b>	<b>REVIEW REQUIRED</b>	<b>REVIEW REQUIRED</b>
<b>Revenue</b>						
	-14.26%	53.14%	20.08%	7.72%	7.24%	6.83%
TAX REQUISITION	104,817	160,513	192,739	207,613	222,637	237,834
REVENUE - SWIMMING	14,000	12,000	14,997	15,522	16,065	16,627
SWIMMING - SCHOOL PROGRAM	2,000	1,000	1,035	1,071	1,108	1,147
TRANSFER FROM GAS TAX		6,000	6,210	6,427	6,652	6,885
REVENUE - SWIM CLUB	2,200	2,300	2,381	2,464	2,550	2,639
PRIOR YEARS SURPLUS	2,099	-	-	-	-	-
<b>Total Revenue</b>	<b>\$ 125,116</b>	<b>\$ 181,813</b>	<b>\$ 217,362</b>	<b>\$ 233,097</b>	<b>\$ 249,012</b>	<b>\$ 265,132</b>
<b>Expense</b>						
SALARIES & WAGES	53,389	69,041	71,366	73,766	76,248	78,817
NEW FTE AS AUTHORIZED BY THE BOARD SALARIES & WAGES	-	7,886	8,142	8,407	8,660	8,920
SALARIES & WAGES - LIFE GUARDS	37,000	45,000	46,575	48,205	49,892	51,638
ADMINISTRATION CHARGES	3,188	4,461	4,614	4,772	4,935	5,104
CONTRACT SERVICES	3,215	3,328	3,444	3,564	3,690	3,820
PARK/FACILITY IMPROVEMENTS	1,000	6,000	6,210	6,427	6,652	6,885
INSURANCE - PROPERTY	772	787	815	844	874	905
INSURANCE - LIABILITY	1,212	1,254	1,298	1,343	1,390	1,439
SUPPLIES REC	515	533	552	571	591	612
SUPPLIES FACILITY	11,600	12,007	12,427	12,861	13,311	13,776
TRAVEL/LEASING	1,854	1,919	1,986	2,056	2,128	2,202
UTILITIES	9,272	9,597	9,933	10,281	10,641	11,014
TRANSFER TO RESERVE	-	20,000	50,000	60,000	70,000	80,000
TRANSFER TO OPERATIONAL RESERVE	2,099	-	-	-	-	-
<b>Total Expenses</b>	<b>\$ 125,116</b>	<b>\$ 181,813</b>	<b>\$ 217,362</b>	<b>\$ 233,097</b>	<b>\$ 249,012</b>	<b>\$ 265,132</b>



**Regional District of Okanagan-Similkameen  
2024-2028 Operational Financial Plan  
RECREATION HALL - OLIVER / "C" - 7400**

RG735, C714, BL 1347 - Assessment

		2023 Budget	2024 Budget	2025 Budget	2026 Budget	2027 Budget	2028 Budget
\$		890,614					
		<b>Compliant</b>	<b>Compliant</b>	<b>Compliant</b>	<b>Compliant</b>	<b>Compliant</b>	<b>Compliant</b>
	<b>Revenue</b>	<b>-10.30%</b>	<b>-0.22%</b>	<b>6.12%</b>	<b>2.84%</b>	<b>1.93%</b>	<b>1.93%</b>
TAX REQUISITION		283,144	282,526	299,807	308,321	314,268	320,333
GRANT IN LIEU OF TAXES		1,440	1,462	1,484	1,506	1,536	1,567
AGREEMENT - OSOYOOS INDIAN BAND		17,641	17,704	18,174	18,447	18,816	19,192
RENTAL REVENUE - HALL		110,400	110,200	113,737	115,443	117,752	120,107
<b>Total Revenue</b>		<b>412,625</b>	<b>411,892</b>	<b>433,202</b>	<b>443,717</b>	<b>452,372</b>	<b>461,199</b>
	<b>Expense</b>						
ADMINISTRATION CHARGES RDOS		10,693	1,000	1,000	1,000	1,000	1,000
ADMINISTRATION CHARGES OLIVER			10,000	10,000	10,000	10,000	10,000
OPERATIONS		390,432	389,143	410,198	420,453	428,862	437,439
INSURANCE - PROPERTY		7,605	7,757	7,912	8,070	8,232	8,397
INSURANCE - LIABILITY		3,895	3,992	4,092	4,194	4,278	4,363
<b>Total Expenses</b>		<b>\$ 412,625</b>	<b>\$ 411,892</b>	<b>\$ 433,202</b>	<b>\$ 443,717</b>	<b>\$ 452,372</b>	<b>\$ 461,199</b>



**Regional District of Okanagan-Similkameen  
2024-2028 Operational Financial Plan  
FRANK VENABLES AUDITORIUM - OLIVER / AREA "C" - 7410**

BL 2466,2009 - Max Levy

		2023 Budget	2024 Budget	2025 Budget	2026 Budget	2027 Budget	2028 Budget
\$		<b>370,000</b>					
	<b>Revenue</b>	<b>Compliant</b>	<b>Compliant</b>	<b>Compliant</b>	<b>Compliant</b>	<b>Compliant</b>	<b>Compliant</b>
		0.00%	9.16%	12.77%	0.00%	0.00%	0.00%
	TAX REQUISITION	246,353	268,923	303,258	303,258	303,258	303,258
	PRIOR YEARS SURPLUS	1,070	-	-	-	-	-
	<b>Total Revenue</b>	\$ 247,423	\$ 268,923	\$ 303,258	\$ 303,258	\$ 303,258	\$ 303,258
	<b>Expense</b>						
	DEBT INTEREST (Bylaw 2646/2467)	122,100	144,670	167,240	167,240	167,240	167,240
	DEBT PRINCIPAL (Bylaw 2646/2467)	124,253	124,253	136,018	136,018	136,018	136,018
	TRANSFER TO OPERATING RESERVE	1,070	-	-	-	-	-
	<b>Total Expenses</b>	\$ 247,423	\$ 268,923	\$ 303,258	\$ 303,258	\$ 303,258	\$ 303,258



**Regional District of Okanagan-Similkameen  
2024-2028 Operational Financial Plan  
VENABLES THEATRE SERVICE - 7420**

RG737, C714, BL 2660,2014 - Assessment

		2023 Budget	2024 Budget	2025 Budget	2026 Budget	2027 Budget	2028 Budget
\$		249,372					
	<b>Revenue</b>	<b>Compliant</b>	<b>Compliant</b>	<b>Compliant</b>	<b>Compliant</b>	<b>Compliant</b>	<b>Compliant</b>
		0.92%	3.84%	3.50%	3.50%	3.50%	3.50%
	TAX REQUISITION	121,382	126,048	130,460	135,026	139,752	144,643
	PRIOR YEAR SURPLUS	508	-	-	-	-	-
	<b>Total Revenue</b>	<b>\$ 121,890</b>	<b>\$ 126,048</b>	<b>\$ 130,460</b>	<b>\$ 135,026</b>	<b>\$ 139,752</b>	<b>\$ 144,643</b>
	<b>Expense</b>						
	ADMINISTRATION CHARGES	5,482	6,048	6,260	6,479	6,706	6,940
	CONTRACT SERVICES	115,900	120,000	124,200	128,547	133,046	137,703
	TRANSFER TO OPERATIONAL RESERVE	508	-	-	-	-	-
	<b>Total Expenses</b>	<b>\$ 121,890</b>	<b>\$ 126,048</b>	<b>\$ 130,460</b>	<b>\$ 135,026</b>	<b>\$ 139,752</b>	<b>\$ 144,643</b>



**Regional District of Okanagan-Similkameen  
2024-2028 Operational Financial Plan  
RECREATION COMMISSION - TULAMEEN - 7490**

F714, F715 FI 2524 & 2684 - Assessment

	2023 Budget	2024 Budget	2025 Budget	2026 Budget	2027 Budget	2028 Budget
\$	48,530					
<b>Revenue</b>	<b>REVIEW REQUIRED</b>	<b>REVIEW REQUIRED</b>	<b>REVIEW REQUIRED</b>	<b>REVIEW REQUIRED</b>	<b>REVIEW REQUIRED</b>	<b>REVIEW REQUIRED</b>
	69.52%	4.74%	3.20%	3.20%	3.19%	3.20%
TAX REQUISITION	83,115	87,052	89,834	92,704	95,663	98,723
TRANSFER FROM OPERAITONAL RESERVE	5,000	-	-	-	-	-
PRIOR YEARS SURPLUS	8,636	-	-	-	-	-
<b>Total Revenue</b>	<b>\$ 96,751</b>	<b>\$ 87,052</b>	<b>\$ 89,834</b>	<b>\$ 92,704</b>	<b>\$ 95,663</b>	<b>\$ 98,723</b>
<b>Expense</b>						
SALARIES & WAGES	11,572	7,582	7,823	8,072	8,326	8,593
NEW FTE AS AUTHORIZED BY THE BOARD SALARIES & WAGES	-	1,375	1,416	1,459	1,502	1,548
ADMINISTRATION CHARGES	2,128	2,134	2,202	2,272	2,345	2,420
CONTRACT P&R - TULAMEEN REC. SOCIETY	28,100	29,084	30,015	30,975	31,966	32,989
CONTRACT SERVICES	8,000	8,281	8,546	8,820	9,103	9,394
INSURANCE - PROPERTY	1,855	1,892	1,953	2,015	2,079	2,146
PARK IMPROVEMETNS	1,900	1,967	2,030	2,095	2,162	2,231
SUPPLIES - PARKS	3,000	518	535	552	570	588
MILEAGE	3,000	3,105	3,204	3,307	3,413	3,522
UTILILITIES	2,560	2,650	2,735	2,822	2,912	3,006
TRANSFER TO CAPITAL RESERVE	26,000	26,910	27,771	28,660	29,577	30,523
TRANSFER TO OPERATING RESERVE	8,636	1,554	1,604	1,655	1,708	1,763
<b>Total Expenses</b>	<b>\$ 96,751</b>	<b>\$ 87,052</b>	<b>\$ 89,834</b>	<b>\$ 92,704</b>	<b>\$ 95,663</b>	<b>\$ 98,723</b>





**Regional District of Okanagan-Similkameen  
2024-2028 Operational Financial Plan  
RECREATION COMMISSION - AREA "A" -7510**

RG735, A714, Section 767.5 - Assessment

		2023 Budget	2024 Budget	2025 Budget	2026 Budget	2027 Budget	2028 Budget
\$		98,432					
	<b>Revenue</b>	<b>Compliant</b>	<b>Compliant</b>	<b>Compliant</b>	<b>Compliant</b>	<b>Compliant</b>	<b>Compliant</b>
		0.87%	0.69%	3.20%	3.20%	3.20%	3.20%
TAX REQUISITION		72,783	73,284	75,630	78,050	80,547	83,123
<b>Total Revenue</b>		<b>\$ 72,783</b>	<b>\$ 73,284</b>	<b>\$ 75,630</b>	<b>\$ 78,050</b>	<b>\$ 80,547</b>	<b>\$ 83,123</b>
	<b>Expense</b>						
SALARIES & WAGES			326	337	347	357	367
ADMINISTRATION CHARGES		2,483	2,658	2,743	2,831	2,922	3,015
CONTRACTS - OSOYOOS		70,000	70,000	72,240	74,552	76,938	79,400
TRANSFER TO OPERATIONAL RESERVES		300	300	310	320	330	341
<b>Total Expenses</b>		<b>\$ 72,783</b>	<b>\$ 73,284</b>	<b>\$ 75,630</b>	<b>\$ 78,050</b>	<b>\$ 80,547</b>	<b>\$ 83,123</b>



**Regional District of Okanagan-Similkameen  
2024-2028 Operational Financial Plan  
RECREATION COMMISSION - OK FALLS - 7520**

F714, F715 FI 2524 & 2684 - Assessment

	2023 Budget	2024 Budget	2025 Budget	2026 Budget	2027 Budget	2028 Budget
<b>\$</b>	<b>753,859</b>					
<b>Revenue</b>	<b>REVIEW REQUIRED</b>	<b>REVIEW REQUIRED</b>	<b>REVIEW REQUIRED</b>	<b>REVIEW REQUIRED</b>	<b>REVIEW REQUIRED</b>	<b>REVIEW REQUIRED</b>
	17.79%	2.08%	5.31%	4.06%	4.12%	3.84%
TAX REQUISITION	\$ 755,024	\$ 770,699	\$ 811,623	\$ 844,612	\$ 879,408	\$ 913,141
GRANT REVENUE Garnet Family Park Development	60,000	-	-	-	-	-
RENTAL REVENUE	24,482	25,339	26,226	27,144	28,094	29,077
REGISTRATION FEES - REC PROGRAMS	10,201	15,558	10,928	11,310	11,706	12,116
REGISTRATION FEES - SUMMER PROGRAMS	1,530	1,584	1,639	1,696	1,755	1,816
TRANSFER FROM RESERVE - GAS TAX	-	20,008	31,568	19,147	33,747	20,368
DONATIONS	10,050	-	-	-	-	-
<b>Total Revenue</b>	<b>\$ 861,287</b>	<b>\$ 833,188</b>	<b>\$ 881,984</b>	<b>\$ 903,909</b>	<b>\$ 954,710</b>	<b>\$ 976,518</b>
<b>Expense</b>						
SALARIES & WAGES	290,819	324,777	334,371	344,230	353,914	363,979
NEW FTE AS AUTHORIZED BY THE BOARD SALARIES & WAGES	30,491	(1,637)	6,096	5,948	5,789	5,619
PART TIME WAGES - REC INSTRUCTORS	20,605	21,326	22,072	22,845	23,645	24,473
WAGES - SUMMER STAFF - REC	3,091	3,199	3,311	3,427	3,547	3,671
ADMINISTRATION CHARGES	35,619	37,047	39,030	39,420	41,520	41,902
IS	2,250	2,329	2,411	2,495	2,582	2,672
MAINTENANCE - PARKS	39,000	-	-	-	-	-
GRANT EXPENDITURE #3	773	800	828	857	887	918
CONTRACT SERVICES - PARKS	62,226	78,072	75,228	77,466	79,790	82,199
EDUCATION & TRAINING	3,566	3,991	4,131	4,275	4,425	4,580
PARKS IMPROVEMENTS	31,500	20,008	31,568	19,147	33,747	20,368
INSURANCE - PROPERTY	7,861	8,018	8,299	8,589	8,890	9,201
INSURANCE - LIABILITY	4,668	4,832	5,002	5,177	5,358	5,545
SUPPLIES - RECREATION	12,688	13,132	13,592	14,068	14,561	15,070
SUPPLIES - PARKS	30,089	39,145	41,215	43,357	45,573	47,867
SPECIAL EVENTS	3,091	4,199	3,311	3,427	3,547	3,671
ADVERTISING - PROGRAMS	5,041	5,218	5,400	5,589	5,784	5,986
TRAVEL/LEASING	22,626	25,418	26,307	27,228	28,181	29,167
UTILITIES - P&R - PARK	25,195	26,078	26,990	27,935	28,913	29,924
UTILITIES - P&R - REC CENTRE	6,903	7,145	7,395	7,654	7,922	8,199
MFA LEASING	9,272	9,597	9,933	10,281	10,641	11,013
DEBT INTEREST (Bylaw 2742/2685) + Bylaw 2617/2525)	61,530	79,614	79,614	79,614	79,614	79,614
DEBT PRINCIPAL (Bylaw 2742/2685) + (Bylaw 2617/2525)	79,683	83,880	83,880	83,880	83,880	83,880
BANK CHARGES & INTEREST	-	2,000	2,000	2,000	2,000	2,000
TRANSFER TO RESERVE	72,700	35,000	50,000	65,000	80,000	95,000
<b>Total Expenses</b>	<b>\$ 861,287</b>	<b>\$ 833,188</b>	<b>\$ 881,984</b>	<b>\$ 903,909</b>	<b>\$ 954,710</b>	<b>\$ 976,518</b>



**Regional District of Okanagan-Similkameen  
2024-2028 Operational Financial Plan  
RECREATION COMMISSION - KALEDEN - 7530**

N715, N714 - Assessment

	2023 Budget	2024 Budget	2025 Budget	2026 Budget	2027 Budget	2028 Budget
<b>\$</b>	<b>232,000</b>					
<b>Revenue</b>	<b>REVIEW REQUIRED</b>	<b>REVIEW REQUIRED</b>	<b>REVIEW REQUIRED</b>	<b>REVIEW REQUIRED</b>	<b>REVIEW REQUIRED</b>	<b>REVIEW REQUIRED</b>
	23.96%	10.32%	3.12%	2.66%	2.59%	2.62%
TAX REQUISITION	271,089	299,061	308,386	316,577	324,780	333,276
GRANT IN LIEU OF TAXES	3,910	-	-	-	-	-
COMMUNITY WORKS GAS TAX FUNDING	18,500	-	-	-	-	-
RENTAL REVENUE - LIBRARY	13,000	13,455	13,886	14,330	14,789	15,262
RENTAL REVENUE - HALL	15,123	4,000	4,128	4,260	4,396	4,537
RENTAL REVENUE - HOTEL SITE	4,080	3,000	3,096	3,195	3,297	3,403
OFF PREMISE RENTALS	1,020	-	-	-	-	-
USER FEES - RECREATION PROGRAMS	3,315	5,500	5,676	5,858	6,045	6,238
TRANSFER FROM RESERVE - GAS TAX	-	8,763	9,043	9,332	9,630	9,938
PROVINCIAL GRANT -AGE FRIENDLY	25,000	-	-	-	-	-
DONATIONS	5,000	-	-	-	-	-
<b>Total Revenue</b>	<b>\$ 360,037</b>	<b>\$ 333,779</b>	<b>\$ 344,215</b>	<b>\$ 353,552</b>	<b>\$ 362,937</b>	<b>\$ 372,654</b>
<b>Expense</b>						
SALARIES & WAGES	119,955	131,263	135,155	139,157	143,053	147,102
NEW FTE AS AUTHORIZED BY THE BOARD SALARIES & WAGES	4,979	(515)	764	730	692	653
PART TIME WAGES - REC INSTRUCTORS	5,075	4,331	4,470	4,613	4,761	4,913
WAGES - SUMMER STAFF	1,545	2,599	2,682	2,768	2,857	2,948
<b>ADMINISTRATION CHARGES</b>	<b>12,849</b>	<b>14,070</b>	<b>14,570</b>	<b>15,017</b>	<b>15,467</b>	<b>15,932</b>
IS	2,250	2,329	2,404	2,481	2,560	2,642
BUILDING MAINTENANCE	3,091	3,199	3,301	3,407	3,516	3,629
CONTRACT P&R - KALEDEN REC COMMISSION	18,000	19,000	19,608	20,235	20,883	21,551
CONTRACT SERVICES	33,732	36,412	37,576	38,780	40,023	41,306
CONTRACT SERVICES -AGE FRIENDLY	25,000	-	-	-	-	-
EDUCATION & TRAINING	1,929	1,997	2,061	2,128	2,197	2,268
PARKS IMPROVEMENTS	18,500	8,763	9,043	9,332	9,630	9,938
INSURANCE - PROPERTY	14,950	15,249	15,737	16,241	16,761	17,297
INSURANCE - LIABILITY	4,000	4,348	4,487	4,631	4,779	4,932
SUPPLIES - RECREATION	5,151	5,331	5,501	5,678	5,859	6,047
SUPPLIES - PARKS	12,686	18,135	18,715	19,314	19,931	20,570
SUPPLIES - P&R - PROGRAMS	1,030	1,066	1,100	1,135	1,171	1,208
SPECIAL EVENTS	1,500	1,553	1,603	1,654	1,707	1,762
ADVERTISING	3,297	3,413	3,522	3,634	3,751	3,871
TRAVEL/LEASING	11,775	12,187	12,577	12,979	13,394	13,822
UTILITIES	8,227	8,515	8,788	9,069	9,358	9,657
TRANSFER TO RESERVE	50,000	40,000	40,000	40,000	40,000	40,000
TRANSFER TO OPERATING RESERVE	516	534	551	569	587	606
<b>Total Expenses</b>	<b>\$ 360,037</b>	<b>\$ 333,779</b>	<b>\$ 344,215</b>	<b>\$ 353,552</b>	<b>\$ 362,937</b>	<b>\$ 372,654</b>



**Regional District of Okanagan-Similkameen  
2024-2028 Operational Financial Plan  
PARKS & RECREATION - NARAMATA - 7540**

RG735, E715, BL 1441,1993 - Assessment

	2023 Budget	2024 Budget	2025 Budget	2026 Budget	2027 Budget	2028 Budget
<b>\$</b>	<b>587,458</b>					
<b>Revenue</b>	<b>Compliant</b>	<b>REVIEW REQUIRED</b>	<b>REVIEW REQUIRED</b>	<b>REVIEW REQUIRED</b>	<b>REVIEW REQUIRED</b>	<b>REVIEW REQUIRED</b>
	<b>22.86%</b>	<b>19.28%</b>	<b>3.16%</b>	<b>2.47%</b>	<b>2.43%</b>	<b>2.46%</b>
TAX REQUISITION	526,148	627,569	647,393	663,367	679,515	696,209
PARK RENTALS - MANITOU	857	887	915	944	974	1,005
REVENUE - SUMMER DAY CAMP	1,530	-	-	-	-	-
USER FEES - RECREATION PROGRAMS	2,550	2,639	2,723	2,810	2,900	2,993
MISCELLANEOUS REVENUE	1,122	1,161	1,198	1,236	1,276	1,317
DONATIONS	2,500	2,588	2,671	2,756	2,844	2,935
PRIOR YEARS SURPLUS	39,519	-	-	-	-	-
<b>Total Revenue</b>	<b>\$ 574,226</b>	<b>\$ 634,844</b>	<b>\$ 654,900</b>	<b>\$ 671,113</b>	<b>\$ 687,509</b>	<b>\$ 704,459</b>
<b>Expense</b>						
SALARIES & WAGES	125,578	155,004	159,575	164,283	168,819	173,534
NEW FTE AS AUTHORIZED BY THE BOARD SALARIES & WAGES	30,853	1,980	9,817	9,778	9,728	9,673
PART TIME WAGES - REC INSTRUCTORS	5,151	5,331	5,502	5,678	5,860	6,048
PART TIME WAGES - SUMMER PROGRAMS	3,912	4,049	4,179	4,313	4,451	4,593
ADMINISTRATION CHARGES	17,602	18,217	18,987	19,565	20,147	20,748
IS	2,250	2,329	2,404	2,481	2,560	2,642
KVR STEWARDSHIP	-	7,000	7,224	7,455	7,694	7,940
CONTRACT SERVICES	109,965	102,283	101,867	105,309	108,867	112,541
EDUCATION & TRAINING	1,820	1,142	1,179	1,217	1,256	1,296
PARKS IMPROVEMENTS	21,308	17,334	17,889	18,460	19,052	19,662
INSURANCE - PROPERTY	1,056	1,077	1,111	1,147	1,184	1,222
INSURANCE - LIABILITY	2,881	2,982	3,077	3,175	3,277	3,382
SUPPLIES - RECREATION	5,063	5,241	5,409	5,582	5,761	5,945
SUPPLIES - PARKS	21,186	27,515	28,395	29,302	30,240	31,208
SPECIAL EVENTS	5,151	5,331	5,502	5,678	5,860	6,048
ADVERTISING	2,060	2,132	2,200	2,271	2,344	2,419
TRAVEL/LEASING	11,691	12,100	12,487	12,886	13,298	13,723
UTILITIES	8,335	8,627	8,903	9,188	9,482	9,785
DEBT INTEREST (Bylaw 2780/2729) +(Bylaw 2936/2918)	59,445	59,445	59,445	59,445	59,445	59,445
DEBT PRINCIPAL (Bylaw 2780/2729) + (Bylaw 2936/2918)	70,010	70,010	70,010	70,010	70,010	70,010
TRANSFER TO RESERVE	25,000	95,715	98,778	101,939	105,201	108,567
TRANSFER TO OPERATING RESERVE	30,000	30,000	30,960	31,951	32,973	34,028
RECREATION GRANTS	13,909	-	-	-	-	-
<b>Total Expenses</b>	<b>\$ 574,226</b>	<b>\$ 634,844</b>	<b>\$ 654,900</b>	<b>\$ 671,113</b>	<b>\$ 687,509</b>	<b>\$ 704,459</b>



**Regional District of Okanagan-Similkameen  
2024-2028 Operational Financial Plan  
RECREATION - WEST BENCH - 7560**

V715, BL488,1979 Max Tax Limit

		2023 Budget	2024 Budget	2025 Budget	2026 Budget	2027 Budget	2028 Budget
\$		20,000					
	<b>Revenue</b>	<b>Compliant</b>	<b>REVIEW SOON</b>	<b>REVIEW SOON</b>	<b>REVIEW SOON</b>	<b>REVIEW SOON</b>	<b>REVIEW SOON</b>
	TAX REQUISITION	0.13%	1.94%	0.06%	0.05%	0.05%	0.05%
	<b>Total Revenue</b>	18,890	19,257	19,268	19,278	19,289	19,299
		\$ 18,890	\$ 19,257	\$ 19,268	\$ 19,278	\$ 19,289	\$ 19,299
	<b>Expense</b>						
	SALARIES & WAGES		326	337	347	357	367
	ADMINISTRATION CHARGE	490	531	531	531	532	532
	CONTRACTS - PENTICTON ADMINISTRATION CHARGES		2,807	2,807	2,807	2,807	2,807
	CONTRACTS - PENTICTON	18,400	15,593	15,593	15,593	15,593	15,593
	<b>Total Expenses</b>	18,890	19,257	19,268	19,278	19,289	19,299
		\$ 18,890	\$ 19,257	\$ 19,268	\$ 19,278	\$ 19,289	\$ 19,299



**Regional District of Okanagan-Similkameen  
2024-2028 Operational Financial Plan  
AREA "F" PARKS COMMISSION - 7570**

RG 735, F715, BL1826 - Assessment

	2023 Budget	2024 Budget	2025 Budget	2026 Budget	2027 Budget	2028 Budget
<b>\$</b>	<b>225,743</b>					
<b>Revenue</b>	<b>Compliant</b>	<b>Compliant</b>	<b>Compliant</b>	<b>Compliant</b>	<b>Compliant</b>	<b>Compliant</b>
	24.27%	21.72%	3.08%	3.08%	3.00%	3.02%
TAX REQUISITION	149,217	181,630	187,231	192,996	198,782	204,775
P&R REGISTRATION FEES	4,315	4,000	4,128	4,260	4,396	4,537
TRANSFER FROM GAS TAX	-	7,245	7,477	7,716	7,963	8,218
TRANSFER FROM OPERATIONAL RESERVE	19,500	-	-	-	-	-
PRIOR YEARS SURPLUS	12,542	-	-	-	-	-
<b>Total Revenue</b>	<b>\$ 185,574</b>	<b>\$ 192,875</b>	<b>\$ 198,836</b>	<b>\$ 204,972</b>	<b>\$ 211,141</b>	<b>\$ 217,530</b>
<b>Expense</b>						
SALARIES & WAGES	79,907	107,165	110,353	113,628	116,854	120,201
NEW FTE AS AUTHORIZED BY THE BOARD SALARIES & WAGES	3,864	(19,325)	(19,906)	(20,501)	(21,117)	(21,750)
PART TIME WAGES - REC INSTRUCTORS	5,500	5,693	5,875	6,063	6,257	6,457
WAGES - SUMMER STAFF	1,545	1,599	1,650	1,703	1,757	1,813
<b>ADMINISTRATION CHARGES</b>	<b>6,593</b>	<b>7,289</b>	<b>7,512</b>	<b>7,742</b>	<b>7,971</b>	<b>8,208</b>
IT EXPENSE	2,250	2,329	2,404	2,481	2,560	2,642
CONTRACT SERVICES	6,357	6,579	6,789	7,006	7,231	7,462
CONTRACT SERVICES - OPERATIONS	1,030	-	-	-	-	-
EDUCATION & TRAINING	1,500	1,553	1,603	1,654	1,707	1,762
PARKS IMPROVEMENTS	11,500	7,245	7,477	7,716	7,963	8,218
INSURANCE - PROPERTY	601	613	633	653	674	696
INSURANCE - LIABILITY	513	531	548	566	584	603
SUPPLIES	4,121	4,265	4,402	4,543	4,688	4,838
SUPPLIES - PARKS	5,687	10,886	11,235	11,595	11,965	12,348
SPECIAL EVENTS	1,030	1,066	1,100	1,135	1,171	1,208
ADVERTISING	1,417	1,467	1,514	1,562	1,612	1,664
TRAVEL/LEASING	6,984	7,162	7,392	7,628	7,872	8,124
UTILITIES	5,600	5,796	5,981	6,172	6,370	6,574
TRANSFER TO CAPITAL RESERVE	39,075	40,444	41,739	43,074	44,452	45,874
TRANSFER TO OPERATING RESERVE	500	518	535	552	570	588
<b>Total Expenses</b>	<b>\$ 185,574</b>	<b>\$ 192,875</b>	<b>\$ 198,836</b>	<b>\$ 204,972</b>	<b>\$ 211,141</b>	<b>\$ 217,530</b>



**Regional District of Okanagan-Similkameen  
2024-2028 Operational Financial Plan  
AREA "B" COMMUNITY PARKS - 7580**

RG 735, B716, BL2234 - Assessment

	2023 Budget	2024 Budget	2025 Budget	2026 Budget	2027 Budget	2028 Budget
\$	44,334					
<b>Revenue</b>	<b>REVIEW REQUIRED</b>	<b>REVIEW REQUIRED</b>	<b>REVIEW REQUIRED</b>	<b>REVIEW REQUIRED</b>	<b>REVIEW REQUIRED</b>	<b>REVIEW REQUIRED</b>
	52.48%	13.96%	5.80%	3.09%	3.07%	2.86%
TAX REQUISITION	65,626	74,787	79,123	81,569	84,075	86,475
TRANSFER FROM RESERVE - GAS TAX	-	8,140	4,272	4,409	4,550	4,696
TRANSFER FROM OPERATIONAL RESERVE	2,000	2,000	-	-	-	-
MISCELLANEOUS REVENUE	1,000	1,035	1,068	1,102	1,137	1,173
PRIOR YEARS SURPLUS	4,104	4,000	-	-	-	-
<b>Total Revenue</b>	<b>\$ 72,730</b>	<b>\$ 89,962</b>	<b>\$ 84,463</b>	<b>\$ 87,080</b>	<b>\$ 89,762</b>	<b>\$ 92,344</b>
<b>Expense</b>						
SALARIES & WAGES	42,786	49,839	51,349	52,895	54,495	56,147
NEW FTE AS AUTHORIZED BY THE BOARD SALARIES & WAGES	2,927	4,293	4,443	4,599	4,737	4,879
<b>ADMINISTRATION CHARGES</b>	<b>2,193</b>	<b>2,884</b>	<b>2,818</b>	<b>2,905</b>	<b>2,994</b>	<b>2,901</b>
CONTRACT SERVICES	5,842	7,547	7,789	8,038	8,296	8,561
PARKS IMPROVEMENTS	4,000	8,140	4,272	4,409	4,550	4,696
INSURANCE - LIABILITY	186	193	199	205	212	219
SUPPLIES - PARKS	2,060	2,132	2,200	2,271	2,343	2,418
TRAVEL/LEASING	3,606	3,732	3,851	3,974	4,101	4,232
UTILITIES	412	427	440	454	469	484
TRANSFER TO CAPITAL RESERVE	4,614	6,775	6,992	7,216	7,447	7,685
TRANSFER TO OPERATIONAL RESERVE	4,104	4,000	110	114	118	122
<b>Total Expenses</b>	<b>\$ 72,730</b>	<b>\$ 89,962</b>	<b>\$ 84,463</b>	<b>\$ 87,080</b>	<b>\$ 89,762</b>	<b>\$ 92,344</b>



**Regional District of Okanagan-Similkameen**  
**2024-2028 Operational Financial Plan**  
**REGIONAL RECREATION - 7600**

		2023 Budget	2024 Budget	2025 Budget	2026 Budget	2027 Budget	2028 Budget
		N/A	N/A	N/A	N/A	N/A	N/A
	<b>Revenue</b>	<b>No taxes required</b>	<b>No taxes required</b>	<b>No taxes required</b>	<b>No taxes required</b>	<b>No taxes required</b>	<b>No taxes required</b>
PRIOR YEAR SURPLUS		6,511	326	337	347	357	367
<b>Total Revenue</b>		<b>\$ 6,511</b>	<b>\$ 326</b>	<b>\$ 337</b>	<b>\$ 347</b>	<b>\$ 357</b>	<b>\$ 367</b>
	<b>Expense</b>						
SALARIES & WAGES			326	337	347	357	367
SPECIAL PROJECTS		6,511	-	-	-	-	-
<b>Total Expenses</b>		<b>\$ 6,511</b>	<b>\$ 326</b>	<b>\$ 337</b>	<b>\$ 347</b>	<b>\$ 357</b>	<b>\$ 367</b>





**Regional District of Okanagan-Similkameen  
2024-2028 Operational Financial Plan  
PARKS - OLIVER / AREA "C" - 7700**

RG735, C714, BL 2660,2014 - Assessment

		2023 Budget	2024 Budget	2025 Budget	2026 Budget	2027 Budget	2028 Budget
\$		890,614					
	<b>Revenue</b>	<b>Compliant</b>	<b>Compliant</b>	<b>Compliant</b>	<b>Compliant</b>	<b>Compliant</b>	<b>Compliant</b>
		15.20%	23.65%	-15.49%	2.57%	1.96%	1.96%
TAX REQUISITION		487,095	602,316	509,025	522,083	532,304	542,732
GRANT IN LIEU OF TAXES		1,710	1,736	1,762	1,788	1,824	1,860
AGREEMENT - OSOYOOS INDIAN BAND		30,571	37,674	31,495	31,967	32,606	33,258
RENTAL REVENUE		29,000	40,450	29,877	30,325	30,932	31,550
<b>Total Revenue</b>		\$ 548,376	\$ 682,176	\$ 572,159	\$ 586,163	\$ 597,666	\$ 609,400
	<b>Expense</b>						
ADMINISTRATION CHARGES RDOS		14,211	1,000	1,000	1,000	1,000	1,000
ADMINISTRATION CHARGES OLIVER			10,000	10,000	10,000	10,000	10,000
OPERATIONS		525,958	662,788	552,585	566,399	577,727	589,282
INSURANCE - PROPERTY		4,722	4,816	4,913	5,011	5,111	5,213
INSURANCE - LIABILITY		3,485	3,572	3,661	3,753	3,828	3,905
<b>Total Expenses</b>		\$ 548,376	\$ 682,176	\$ 572,159	\$ 586,163	\$ 597,666	\$ 609,400



**Regional District of Okanagan-Similkameen  
2024-2028 Operational Financial Plan  
REGIONAL TRAILS - 7720**

RG735 G716, RG734 535, RG73 B16 BL1470.02, - Assessment

	2023 Budget	2024 Budget	2025 Budget	2026 Budget	2027 Budget	2028 Budget
<b>\$</b>	<b>597,301</b>					
	<b>Compliant</b>	<b>Compliant</b>	<b>Compliant</b>	<b>Compliant</b>	<b>Compliant</b>	<b>Compliant</b>
	<b>9.09%</b>	<b>-5.78%</b>	<b>3.53%</b>	<b>3.17%</b>	<b>3.16%</b>	<b>3.17%</b>
<b>Revenue</b>						
TAX REQUISITION	433,325	408,289	422,708	436,097	449,867	464,107
PARKS REALLOCATION	44,000	45,540	46,997	48,501	50,053	51,655
KVR Trail Mgmt. - PROVINCIAL CONTRIBUTION	5,000	5,175	5,341	5,512	5,688	5,870
TRANSFER FROM CAPITAL RESERVE KVR TRAIL CONST. CHUTE LK TO LITTLE TUNNEL	8,000	8,280	8,545	8,818	9,100	9,391
PRIOR YEARS SURPLUS	5,630	-	-	-	-	-
<b>Total Revenue</b>	<b>\$ 495,955</b>	<b>\$ 467,284</b>	<b>\$ 483,591</b>	<b>\$ 498,928</b>	<b>\$ 514,708</b>	<b>\$ 531,023</b>
<b>Expense</b>						
SALARIES & WAGES	179,298	199,328	205,535	211,934	218,515	225,333
NEW FTE AS AUTHORIZED BY THE BOARD SALARIES & WAGES	8,089	(38,642)	(37,188)	(38,395)	(39,661)	(40,967)
ADMINISTRATION CHARGES	19,273	19,241	19,921	20,552	21,201	21,872
TRAIL MAINTENANCE	20,000	20,400	21,053	21,727	22,422	23,140
ACQUISITION & MANAGEMENT	14,151	15,384	15,877	16,385	16,909	17,451
CONTRACT SERVICES - TRAIL MAINTENANCE	56,375	55,000	56,760	58,576	60,450	62,384
CONTRACT SERVICES	35,378	32,778	32,597	33,702	34,844	36,022
EDUCATION & TRAINING	4,121	4,265	4,401	4,542	4,687	4,837
AMORTIZATION EXPENSE	18,544	19,193	19,807	20,441	21,095	21,770
VEHICLE & EQUIPMENT	16,000	16,560	17,090	17,637	18,201	18,783
PARK/FACILITY IMPROVEMENTS	9,272	9,597	9,904	10,221	10,548	10,886
INSURANCE - PROPERTY	371	378	390	402	415	428
INSURANCE - LIABILITY	1,834	1,898	1,959	2,022	2,087	2,154
INSURANCE - VEHICLE	12,363	12,796	13,205	13,628	14,064	14,514
SUPPLIES - FACILITY	9,787	10,129	10,453	10,788	11,133	11,489
ADVERTISING	2,576	2,666	2,751	2,839	2,930	3,024
TRAVEL AND LEASE	13,393	13,862	14,306	14,764	15,236	15,724
MFA LEASING	24,500	25,358	26,170	27,008	27,872	28,763
TRANSFER TO CAPITAL RESERVE	45,000	46,575	48,065	49,603	51,190	52,828
TRANSFER TO OPERATING RESERVE	5,630	518	535	552	570	588
<b>Total Expenses</b>	<b>\$ 495,955</b>	<b>\$ 467,284</b>	<b>\$ 483,591</b>	<b>\$ 498,928</b>	<b>\$ 514,708</b>	<b>\$ 531,023</b>



**Regional District of Okanagan-Similkameen**  
**2024-2028 Operational Financial Plan**  
**HEDLEY PARKS MAINTENANCE COST CONTRIBUTION - 7730**

Bylaw 2960

		2023 Budget	2024 Budget	2025 Budget	2026 Budget	2027 Budget	2028 Budget
\$		5,250					
	<b>Revenue</b>						
		REVIEW SOON	REVIEW SOON	REVIEW SOON	REVIEW SOON	REVIEW SOON	REVIEW SOON
		#DIV/0!	0.17%	0.00%	0.00%	0.00%	0.00%
TAX REQUISITION		5,133	5,142	5,142	5,142	5,142	5,142
<b>Total Revenue</b>		\$ 5,133	\$ 5,142	\$ 5,142	\$ 5,142	\$ 5,142	\$ 5,142
	<b>Expense</b>						
ADMINISTRATION CHARGES		133	142	142	142	142	142
SERVICE CONTRACTS		5,000	5,000	5,000	5,000	5,000	5,000
<b>Total Expenses</b>		\$ 5,133	\$ 5,142	\$ 5,142	\$ 5,142	\$ 5,142	\$ 5,142



**Regional District of Okanagan-Similkameen  
2024-2028 Operational Financial Plan  
PROGRAMS - OLIVER / AREA "C" - 7810**

RG735, C714, BL 1902 - Assessment

		2023 Budget	2024 Budget	2025 Budget	2026 Budget	2027 Budget	2028 Budget
\$		249,372					
	<b>Revenue</b>	<b>Compliant</b>	<b>Compliant</b>	<b>Compliant</b>	<b>Compliant</b>	<b>Compliant</b>	<b>Compliant</b>
		-5.68%	-35.30%	65.89%	3.17%	1.90%	1.90%
TAX REQUISITION		198,122	128,176	212,635	219,371	223,539	227,790
GRANT IN LIEU OF TAXES		1,170	1,188	1,205	1,223	1,247	1,272
AGREEMENT - OSOYOOS INDIAN BAND		12,400	8,206	12,775	12,966	13,225	13,490
USER FEES - RECREATION PROGRAMS		151,000	192,795	155,564	157,897	161,055	164,276
<b>Total Revenue</b>		<b>\$ 362,692</b>	<b>\$ 330,365</b>	<b>\$ 382,179</b>	<b>\$ 391,457</b>	<b>\$ 399,066</b>	<b>\$ 406,828</b>
	<b>Expense</b>						
ADMINISTRATION CHARGES RDOS		9,399	1,000	1,000	1,000	1,000	1,000
ADMINISTRATION CHARGES OLIVER			10,000	10,000	10,000	10,000	10,000
OPERATIONS		350,218	316,213	367,948	377,146	384,689	392,383
INSURANCE - LIABILITY		3,075	3,152	3,231	3,311	3,377	3,445
<b>Total Expenses</b>		<b>\$ 362,692</b>	<b>\$ 330,365</b>	<b>\$ 382,179</b>	<b>\$ 391,457</b>	<b>\$ 399,066</b>	<b>\$ 406,828</b>



**Regional District of Okanagan-Similkameen  
2024-2028 Operational Financial Plan  
HERITAGE GRANT - AREA "C" - 7820**

RG735, C714, BL 1702 - Assessment

		2023 Budget	2024 Budget	2025 Budget	2026 Budget	2027 Budget	2028 Budget
\$		320,621					
	<b>Revenue</b>	<b>Compliant</b>	<b>Compliant</b>	<b>Compliant</b>	<b>Compliant</b>	<b>Compliant</b>	<b>Compliant</b>
		7.94%	1.04%	3.00%	3.00%	3.00%	3.00%
TAX REQUISITION		191,562	193,550	199,356	205,336	211,497	217,841
<b>Total Revenue</b>		<b>\$ 191,562</b>	<b>\$ 193,550</b>	<b>\$ 199,356</b>	<b>\$ 205,336</b>	<b>\$ 211,497</b>	<b>\$ 217,841</b>
	<b>Expense</b>						
ADMINISTRATION CHARGES		6,562	7,050	7,261	7,479	7,703	7,934
CONTRACT - HERITAGE SOCIETY		185,000	186,500	192,095	197,857	203,794	209,907
<b>Total Expenses</b>		<b>\$ 191,562</b>	<b>\$ 193,550</b>	<b>\$ 199,356</b>	<b>\$ 205,336</b>	<b>\$ 211,497</b>	<b>\$ 217,841</b>



**Regional District of Okanagan-Similkameen  
2024-2028 Operational Financial Plan  
NARAMATA MUSEUM - 7830**

RG735, E715, BL1946,1999

		2023 Budget	2024 Budget	2025 Budget	2026 Budget	2027 Budget	2028 Budget
\$		26,649					
	<b>Revenue</b>	<b>Compliant</b>	<b>Compliant</b>	<b>Compliant</b>	<b>Compliant</b>	<b>Compliant</b>	<b>REVIEW SOON</b>
		4.93%	28.91%	3.27%	3.27%	3.27%	3.28%
TAX REQUISITION		17,805	22,952	23,703	24,479	25,280	26,109
<b>Total Revenue</b>		<u>\$ 17,805</u>	<u>\$ 22,952</u>	<u>\$ 23,703</u>	<u>\$ 24,479</u>	<u>\$ 25,280</u>	<u>\$ 26,109</u>
	<b>Expense</b>						
SALARIES & WAGES		4,407	8,887	9,187	9,498	9,820	10,154
SALARIES & WAGES			-	-	-	-	-
ADMINISTRATION CHARGES		509	724	748	773	798	824
CONTRACT SERVICES		1,030	1,066	1,100	1,135	1,171	1,208
CONTRACT - MUSEUM SOCIETY		5,500	5,693	5,875	6,063	6,257	6,457
INSURANCE - LIABILITY		1,870	1,935	1,997	2,061	2,127	2,195
UTILITIES		1,530	1,584	1,635	1,687	1,741	1,797
TRANSFER TO OPERATING RESERVE		2,959	3,063	3,161	3,262	3,366	3,474
<b>Total Expenses</b>		<u>\$ 17,805</u>	<u>\$ 22,952</u>	<u>\$ 23,703</u>	<u>\$ 24,479</u>	<u>\$ 25,280</u>	<u>\$ 26,109</u>



**Regional District of Okanagan-Similkameen  
2024-2028 Operational Financial Plan  
HERITAGE - AREA "G" - 7840**

BL 276

		2023 Budget	2024 Budget	2025 Budget	2026 Budget	2027 Budget	2028 Budget
\$		10,000					
	<b>Revenue</b>	<b>Compliant</b>	<b>Compliant</b>	<b>Compliant</b>	<b>Compliant</b>	<b>Compliant</b>	<b>Compliant</b>
		74.83%	8.55%	0.00%	0.00%	0.00%	0.00%
TAX REQUISITION		5,684	6,170	6,170	6,170	6,170	6,170
TRANSFER FROM OPERATIONAL RESERVE		672	-	-	-	-	-
PRIOR YEARS SURPLUS/(DEFICT)		(250)	-	-	-	-	-
<b>Total Revenue</b>		<b>\$ 6,106</b>	<b>\$ 6,170</b>	<b>\$ 6,170</b>	<b>\$ 6,170</b>	<b>\$ 6,170</b>	<b>\$ 6,170</b>
	<b>Expense</b>						
<b>ADMINISTRATION CHARGES</b>		<b>106</b>	<b>170</b>	<b>170</b>	<b>170</b>	<b>170</b>	<b>170</b>
CONTRACT - HERITAGE SOCIETY - KEREMEOS		1,000	1,000	1,000	1,000	1,000	1,000
CONTRACT - HERITAGE SOCIETY HEDLEY MUSEUM		3,000	3,000	3,000	3,000	3,000	3,000
GRIST MILL		2,000	2,000	2,000	2,000	2,000	2,000
<b>Total Expenses</b>		<b>\$ 6,106</b>	<b>\$ 6,170</b>	<b>\$ 6,170</b>	<b>\$ 6,170</b>	<b>\$ 6,170</b>	<b>\$ 6,170</b>



**Regional District of Okanagan-Similkameen  
2024-2028 Operational Financial Plan  
MUSEUM - AREA "A" - 7860**

RG735, A714, BL2387,2006 - Assessment

		2023 Budget	2024 Budget	2025 Budget	2026 Budget	2027 Budget	2028 Budget
\$		28,659					
	<b>Revenue</b>	<b>Compliant</b>	<b>Compliant</b>	<b>Compliant</b>	<b>Compliant</b>	<b>Compliant</b>	<b>Compliant</b>
		-11.54%	0.17%	-0.03%	-0.03%	-0.07%	-0.06%
TAX REQUISITION		15,129	15,155	15,151	15,147	15,137	15,128
GRANT IN LIEU OF TAXES		408	412	416	420	430	439
PRIOR YEARS SURPLUS		137	-	-	-	-	-
<b>Total Revenue</b>		<b>\$ 15,674</b>	<b>\$ 15,567</b>	<b>\$ 15,567</b>	<b>\$ 15,567</b>	<b>\$ 15,567</b>	<b>\$ 15,567</b>
	<b>Expense</b>						
ADMINISTRATION CHARGES		537	567	567	567	567	567
CONTRACTS - OSOYOOS		15,000	15,000	15,000	15,000	15,000	15,000
TRANSFER TO OPERATIONAL RESERVE		137	-	-	-	-	-
<b>Total Expenses</b>		<b>\$ 15,674</b>	<b>\$ 15,567</b>	<b>\$ 15,567</b>	<b>\$ 15,567</b>	<b>\$ 15,567</b>	<b>\$ 15,567</b>





**Regional District of Okanagan-Similkameen  
2024-2028 Operational Financial Plan  
MUSEUM PROPERTY DEBT - AREA "A" - 7865**

BL 2553,2011 Maximum Levy

		2023 Budget	2024 Budget	2025 Budget	2026 Budget	2027 Budget	2028 Budget
\$		105,313					
	<b>Revenue</b>	<b>Compliant</b>	<b>Compliant</b>	<b>Compliant</b>	<b>Compliant</b>	<b>Compliant</b>	<b>Compliant</b>
		14.96%	-0.65%	-0.15%	0.14%	0.15%	0.26%
PARCEL TAX		\$ 93,884	\$ 93,277	\$ 93,135	\$ 93,270	\$ 93,406	\$ 93,652
PRIOR YEARS SURPLUS		(1,022)	(275)	-	-	-	-
<b>Total Revenue</b>		<b>\$ 92,862</b>	<b>\$ 93,002</b>	<b>\$ 93,135</b>	<b>\$ 93,270</b>	<b>\$ 93,406</b>	<b>\$ 93,652</b>
	<b>Expense</b>						
ADMINISTRATION CHARGES		168	182	186	190	193	200
INSURANCE - PROPERTY		6,301	6,427	6,556	6,687	6,820	7,059
DEBT INTEREST (Bylaw 2586/2554)		41,447	41,447	41,447	41,447	41,447	41,447
DEBT PRINCIPAL (Bylaw 2586/2554)		44,946	44,946	44,946	44,946	44,946	44,946
<b>Total Expenses</b>		<b>\$ 92,862</b>	<b>\$ 93,002</b>	<b>\$ 93,135</b>	<b>\$ 93,270</b>	<b>\$ 93,406</b>	<b>\$ 93,652</b>



**Regional District of Okanagan-Similkameen  
2024-2028 Operational Financial Plan  
AREA "A" COMMUNITY PARKS - 7870**

RG 735 A714 1339 - Assessment

		2023 Budget	2024 Budget	2025 Budget	2026 Budget	2027 Budget	2028 Budget
\$		33,480					
	<b>Revenue</b>	<b>REVIEW REQUIRED</b>	<b>REVIEW REQUIRED</b>	<b>REVIEW REQUIRED</b>	<b>REVIEW REQUIRED</b>	<b>REVIEW REQUIRED</b>	<b>REVIEW REQUIRED</b>
		91.62%	16.77%	2.71%	3.05%	2.95%	2.95%
TAX REQUISITION		66,559	77,719	79,825	82,264	84,687	87,183
COMMUNITY WORKS GAS TAX FUNDS		23,000	-	-	-	-	-
TRANSFER FROM RESERVE - GAS TAX		-	10,000	3,204	3,307	3,413	3,522
<b>Total Revenue</b>		<b>\$ 89,559</b>	<b>\$ 87,719</b>	<b>\$ 83,029</b>	<b>\$ 85,571</b>	<b>\$ 88,100</b>	<b>\$ 90,705</b>
	<b>Expense</b>						
SALARIES & WAGES		27,236	29,512	30,359	31,229	32,036	32,868
NEW FTE AS AUTHORIZED BY THE BOARD SALARIES & WAGES		2,427	-	-	-	-	-
<b>ADMINISTRATION CHARGES</b>		<b>3,065</b>	<b>3,191</b>	<b>3,020</b>	<b>3,113</b>	<b>3,205</b>	<b>3,299</b>
CONTRACT SERVICES		21,868	27,633	28,508	29,411	30,341	31,300
PARKS IMPROVEMENTS		23,000	10,000	3,204	3,307	3,413	3,522
INSURANCE - LIABILITY		160	166	171	176	182	188
SUPPLIES - PARKS		2,988	5,093	5,256	5,424	5,598	5,777
TRAVEL/LEASING		6,500	9,728	10,039	10,360	10,692	11,034
UTILITIES		2,215	2,292	2,365	2,441	2,519	2,599
TRANSFER TO OPERATING RESERVE		100	104	107	110	114	118
<b>Total Expenses</b>		<b>\$ 89,559</b>	<b>\$ 87,719</b>	<b>\$ 83,029</b>	<b>\$ 85,571</b>	<b>\$ 88,100</b>	<b>\$ 90,705</b>



Regional District of Okanagan-Similkameen  
 2024-2028 Operational Financial Plan  
 HERITAGE - HERITAGE CONVERSION - 7880

BL 2367

		2023 Budget	2024 Budget	2025 Budget	2026 Budget	2027 Budget	2028 Budget
		No Maximum	No Maximum	No Maximum	No Maximum	No Maximum	No Maximum
	Revenue	0.00%	0.00%	0.00%	0.00%	0.00%	0.00%
PRIOR YEARS SURPLUS		-	-	-	-	-	-
<b>Total Revenue</b>		\$ -	\$ -	\$ -	\$ -	\$ -	\$ -
	Expense						
PRIOR YEAR DEFICIT		-	-	-	-	-	-
<b>Total Expenses</b>		\$ -	\$ -	\$ -	\$ -	\$ -	\$ -



**Regional District of Okanagan-Similkameen  
2024-2028 Operational Financial Plan  
HERITAGE CONSERVATION - 7890**

BL 276

		2023 Budget	2024 Budget	2025 Budget	2026 Budget	2027 Budget	2028 Budget
		No Maximum	No Maximum	No Maximum	No Maximum	No Maximum	No Maximum
	<b>Revenue</b>	-100.00%	0.00%	0.00%	0.00%	0.00%	0.00%
	PRIOR YEARS SURPLUS	5,437	-	-	-	-	-
	<b>Total Revenue</b>	\$ 5,437	\$ -	\$ -	\$ -	\$ -	\$ -
	<b>Expense</b>						
	TRANSFER TO OPERATING RESERVE	5,437	-	-	-	-	-
	<b>Total Expenses</b>	\$ 5,437	\$ -	\$ -	\$ -	\$ -	\$ -



**Regional District of Okanagan-Similkameen  
2024-2028 Operational Financial Plan  
GRANT-IN-AID - AREA "B" - 7930**

RG735 B716 - Assessment

		2023 Budget	2024 Budget	2025 Budget	2026 Budget	2027 Budget	2028 Budget
\$		15,509					
	<b>Revenue</b>	<b>Compliant</b>	<b>Compliant</b>	<b>Compliant</b>	<b>Compliant</b>	<b>Compliant</b>	<b>Compliant</b>
		-77.95%	7.55%	28.87%	40.00%	65.93%	2.75%
	TAX REQUISITION	2,075	2,232	2,876	4,027	6,681	6,865
	GRANT IN LIEU OF TAXES	21	21	22	22	23	-
	TRANSFER FROM OPERATING RESERVE	-	4,000	3,500	2,500	-	-
	<b>Total Revenue</b>	<b>\$ 2,096</b>	<b>\$ 6,253</b>	<b>\$ 6,398</b>	<b>\$ 6,549</b>	<b>\$ 6,704</b>	<b>\$ 6,865</b>
	<b>Expense</b>						
	ADMINISTRATION CHARGES	72	228	233	239	244	250
	CONTRACT P&R CAWSTON HALL SOCIETY	2,000	2,000	2,000	2,000	2,000	2,000
	INSURANCE LIABILITY - HALL	24	25	25	25	25	25
	GRANTS IN AID	-	4,000	4,140	4,285	4,435	4,590
	<b>Total Expenses</b>	<b>\$ 2,096</b>	<b>\$ 6,253</b>	<b>\$ 6,398</b>	<b>\$ 6,549</b>	<b>\$ 6,704</b>	<b>\$ 6,865</b>



**Regional District of Okanagan-Similkameen  
2024-2028 Operational Financial Plan  
GRANT-IN-AID - AREA "C" - 7940**

Sec 787 (F), LGA Part 5 Sec 176 (1) - Assessment

		2023 Budget	2024 Budget	2025 Budget	2026 Budget	2027 Budget	2028 Budget
\$	<b>74,542</b>	<b>Compliant</b>	<b>Compliant</b>	<b>Compliant</b>	<b>Compliant</b>	<b>Compliant</b>	<b>Compliant</b>
	<b>Revenue</b>	<b>1364.30%</b>	<b>0.97%</b>	<b>0.06%</b>	<b>0.00%</b>	<b>0.00%</b>	<b>0.00%</b>
	TAX REQUISITION	41,394	41,797	41,823	41,823	41,823	41,823
	TRANSFER FROM GAS TAX		35,000	-	-	-	-
	TRANSFER FROM OPERATING RESERVE	28,500	-	-	-	-	-
	<b>Total Revenue</b>	<b>\$ 69,894</b>	<b>\$ 76,797</b>	<b>\$ 41,823</b>	<b>\$ 41,823</b>	<b>\$ 41,823</b>	<b>\$ 41,823</b>
	<b>Expense</b>						
	ADMINISTRATION CHARGE	2,394	2,797	1,523	1,523	1,523	1,523
	LEVERAGE FUNDS (BRER) ECONOMIC DEVELOPMENT	5,000	-	-	-	-	-
	GRANTS IN AID	45,000	39,000	40,300	40,300	40,300	40,300
	RELOCATION SUPPORT	17,500	-	-	-	-	-
	CONTRIBUTION FOR BUS PURCHASE		35,000	-	-	-	-
	<b>Total Expenses</b>	<b>\$ 69,894</b>	<b>\$ 76,797</b>	<b>\$ 41,823</b>	<b>\$ 41,823</b>	<b>\$ 41,823</b>	<b>\$ 41,823</b>



**Regional District of Okanagan-Similkameen  
2024-2028 Operational Financial Plan  
GRANT-IN-AID - AREA "D" - 7950**

Sec 787 (F), LGA Part 5 Sec 176 (1) - Assessment

		2023 Budget	2024 Budget	2025 Budget	2026 Budget	2027 Budget	2028 Budget
\$		115,700					
	<b>Revenue</b>	<b>Compliant</b>	<b>Compliant</b>	<b>Compliant</b>	<b>Compliant</b>	<b>Compliant</b>	<b>Compliant</b>
		-55.48%	14.19%	109.18%	2.86%	2.78%	2.70%
	TAX REQUISITION	7,603	8,682	18,162	18,680	19,199	19,718
	TRANSFER FROM GAS TAX		27,500	-	-	-	-
	TRANSFER FROM OPERATIONAL RESERVES	10,000	10,000	-	-	-	-
	<b>Total Revenue</b>	\$ 17,603	\$ 46,182	\$ 18,162	\$ 18,680	\$ 19,199	\$ 19,718
	<b>Expense</b>						
	ADMINISTRATION CHARGE	603	1,682	662	680	699	718
	GRANTS IN AID	17,000	17,000	17,500	18,000	18,500	19,000
	CONTRIBUTION FOR BUS PURCHASE		27,500	-	-	-	-
	<b>Total Expenses</b>	\$ 17,603	\$ 46,182	\$ 18,162	\$ 18,680	\$ 19,199	\$ 19,718



**Regional District of Okanagan-Similkameen**  
**2024-2028 Operational Financial Plan**  
**GRANT-IN-AID - AREA "E" - 7960**

Sec 787 (F), LGA Part 5 Sec 176 (1) - Assessment

		2023 Budget	2024 Budget	2025 Budget	2026 Budget	2027 Budget	2028 Budget
\$		<b>88,830</b>					
	<b>Revenue</b>	<b>Compliant</b>	<b>Compliant</b>	<b>Compliant</b>	<b>Compliant</b>	<b>Compliant</b>	<b>Compliant</b>
		2.42%	1.24%	0.96%	0.95%	0.77%	21.35%
	TAX REQUISITION	8,800	8,909	8,995	9,081	9,151	11,104
	GRANT IN LIEU OF TAXES	1,762	1,780	1,798	1,816	1,850	-
	<b>Total Revenue</b>	<u>\$ 10,562</u>	<u>\$ 10,689</u>	<u>\$ 10,793</u>	<u>\$ 10,897</u>	<u>\$ 11,001</u>	<u>\$ 11,104</u>
	<b>Expense</b>						
	ADMINISTRATION CHARGE	362	389	393	397	401	404
	GRANTS IN AID	10,200	10,300	10,400	10,500	10,600	10,700
	<b>Total Expenses</b>	<u>\$ 10,562</u>	<u>\$ 10,689</u>	<u>\$ 10,793</u>	<u>\$ 10,897</u>	<u>\$ 11,001</u>	<u>\$ 11,104</u>





**Regional District of Okanagan-Similkameen  
2024-2028 Operational Financial Plan  
GRANT-IN-AID - AREA "G" - 7970**

RG735, G716, LGA-5, S176.1 - Assessment

		2023 Budget	2024 Budget	2025 Budget	2026 Budget	2027 Budget	2028 Budget
\$	<b>32,028</b>	<b>COMPLIANT</b>	<b>COMPLIANT</b>	<b>COMPLIANT</b>	<b>COMPLIANT</b>	<b>COMPLIANT</b>	<b>COMPLIANT</b>
	<b>Revenue</b>	<b>-306.30%</b>	<b>-256.84%</b>	<b>-4.03%</b>	<b>0.00%</b>	<b>0.00%</b>	<b>0.00%</b>
	TAX REQUISITION	(2,758)	4,326	4,151	4,151	4,151	4,151
	TRANSFER FROM OPERATIONAL RESERVE	6,900	-	-	-	-	-
	PRIOR YEARS SURPLUS	2,900	(2,250)	-	-	-	-
	<b>Total Revenue</b>	<b>\$ 7,042</b>	<b>\$ 2,076</b>	<b>\$ 4,151</b>	<b>\$ 4,151</b>	<b>\$ 4,151</b>	<b>\$ 4,151</b>
	<b>Expense</b>						
	ADMINISTRATION CHARGE	142	76	151	151	151	151
	TRANSFER TO OPERATING RESERVE	2,900	-	-	-	-	-
	GRANTS IN AID	4,000	2,000	4,000	4,000	4,000	4,000
	<b>Total Expenses</b>	<b>\$ 7,042</b>	<b>\$ 2,076</b>	<b>\$ 4,151</b>	<b>\$ 4,151</b>	<b>\$ 4,151</b>	<b>\$ 4,151</b>



**Regional District of Okanagan-Similkameen  
2024-2028 Operational Financial Plan  
GRANT-IN-AID - AREA "H" - 7980**

Sec 787 (F), LGA Part 5 Sec 176 (1) - Assessment

		2023 Budget	2024 Budget	2025 Budget	2026 Budget	2027 Budget	2028 Budget
\$	<b>92,422</b>	<b>COMPLIANT</b>	<b>COMPLIANT</b>	<b>COMPLIANT</b>	<b>COMPLIANT</b>	<b>COMPLIANT</b>	<b>COMPLIANT</b>
	<b>Revenue</b>	<b>1.88%</b>	<b>1.39%</b>	<b>29.12%</b>	<b>0.00%</b>	<b>1.96%</b>	<b>3.85%</b>
	TAX REQUISITION	20,215	20,495	26,464	26,464	26,983	28,021
	TRANSFER FROM OPERATING RESERVE	5,672	5,450	-	-	-	-
	PRIOR YEARS SURPLUS	22,500	-	-	-	-	-
	<b>Total Revenue</b>	\$ 48,387	\$ 25,945	\$ 26,464	\$ 26,464	\$ 26,983	\$ 28,021
	<b>Expense</b>						
	ADMINISTRATION CHARGE	887	945	964	964	983	1,021
	TRANSFER TO OPERATING RESERVE	22,500	-	-	-	-	-
	GRANTS IN AID	25,000	25,000	25,500	25,500	26,000	27,000
	<b>Total Expenses</b>	\$ 48,387	\$ 25,945	\$ 26,464	\$ 26,464	\$ 26,983	\$ 28,021



**Regional District of Okanagan-Similkameen  
2024-2028 Operational Financial Plan  
GRANT-IN-AID - AREA "A" - 7990**

Sec 790, LGA Part 5 Sec 176 (1) - Assessment

		2023 Budget	2024 Budget	2025 Budget	2026 Budget	2027 Budget	2028 Budget
\$		66,960					
	<b>Revenue</b>	<b>Compliant</b>	<b>Compliant</b>	<b>Compliant</b>	<b>Compliant</b>	<b>Compliant</b>	<b>Compliant</b>
		36.65%	55.02%	-22.38%	2.43%	2.39%	5.22%
	TAX REQUISITION	3,517	5,452	4,232	4,335	4,438	4,670
	GRANT IN LIEU OF TAXES	125	126	127	128	128	-
	TRANSFER FROM GAS TAX		35,000	-	-	-	-
	TRANSFER FROM OPERATIONAL RESERVES	500	-	-	-	-	-
	PRIOR YEARS SURPLUS	1,100	-	-	-	-	-
	<b>Total Revenue</b>	<b>\$ 5,242</b>	<b>\$ 40,578</b>	<b>\$ 4,359</b>	<b>\$ 4,463</b>	<b>\$ 4,566</b>	<b>\$ 4,670</b>
	<b>Expense</b>						
	ADMINISTRATION CHARGE	142	1,478	159	163	166	170
	TRANSFER TO OPERATIONAL RESERVES	1,100	-	-	-	-	-
	GRANTS IN AID	4,000	4,100	4,200	4,300	4,400	4,500
	CONTRIBUTION TO BUS PURCHASE		35,000	-	-	-	-
	<b>Total Expenses</b>	<b>\$ 5,242</b>	<b>\$ 40,578</b>	<b>\$ 4,359</b>	<b>\$ 4,463</b>	<b>\$ 4,566</b>	<b>\$ 4,670</b>



**Regional District of Okanagan-Similkameen**  
**2024-2028 Operational Financial Plan**  
**GRANT-IN-AID - AREA "F" - 8000**

Sec 787 (F), LGA Part 5 Sec 176 (1) - Assessment

		2023 Budget	2024 Budget	2025 Budget	2026 Budget	2027 Budget	2028 Budget
\$		57,247					
	<b>Revenue</b>	<b>Compliant</b>	<b>Compliant</b>	<b>Compliant</b>	<b>Compliant</b>	<b>Compliant</b>	<b>Compliant</b>
		83.70%	1.68%	0.00%	0.00%	-0.03%	-0.05%
	TAX REQUISITION	3,750	3,813	3,813	3,813	3,812	3,810
	GRANT IN LIEU OF TAXES	27	27	27	27	28	30
	TRANSFER FROM OPERATIONAL RESERVE	1,504	-	-	-	-	-
	<b>Total Revenue</b>	\$ 5,281	\$ 3,840	\$ 3,840	\$ 3,840	\$ 3,840	\$ 3,840
	<b>Expense</b>						
	ADMINISTRATION CHARGE	181	140	140	140	140	140
	GRANTS IN AID	5,100	3,700	3,700	3,700	3,700	3,700
	<b>Total Expenses</b>	\$ 5,281	\$ 3,840	\$ 3,840	\$ 3,840	\$ 3,840	\$ 3,840



**Regional District of Okanagan-Similkameen  
2024-2028 Operational Financial Plan  
GRANT-IN-AID - AREA "I" - 8010**

LGA Part 5 Section 176(1) - Assessment

		2023 Budget	2024 Budget	2025 Budget	2026 Budget	2027 Budget	2028 Budget
\$		115,700					
	<b>Revenue</b>	<b>COMPLIANT</b>	<b>COMPLIANT</b>	<b>COMPLIANT</b>	<b>COMPLIANT</b>	<b>COMPLIANT</b>	<b>COMPLIANT</b>
		-12.73%	56.34%	23.87%	0.00%	0.00%	0.00%
	TAX REQUISITION	5,359	8,378	10,378	10,378	10,378	10,378
	TRANSFER FROM RESERVE	2,996	2,000	-	-	-	-
	PRIOR YEARS SURPLUS	2,000	-	-	-	-	-
	<b>Total Revenue</b>	<b>\$ 10,355</b>	<b>\$ 10,378</b>	<b>\$ 10,378</b>	<b>\$ 10,378</b>	<b>\$ 10,378</b>	<b>\$ 10,378</b>
	<b>Expense</b>						
	ADMINISTRATION CHARGE	355	378	378	378	378	378
	GRANTS IN AID	10,000	10,000	10,000	10,000	10,000	10,000
	<b>Total Expenses</b>	<b>\$ 10,355</b>	<b>\$ 10,378</b>	<b>\$ 10,378</b>	<b>\$ 10,378</b>	<b>\$ 10,378</b>	<b>\$ 10,378</b>



**Regional District of Okanagan-Similkameen  
2024-2028 Operational Financial Plan  
TRANSIT - REGIONAL - 8200**

BL 2809 - Assessment

		2023 Budget	2024 Budget	2025 Budget	2026 Budget	2027 Budget	2028 Budget
\$		359,116					
	<b>Revenue</b>	<b>Compliant</b>	<b>Compliant</b>	<b>Compliant</b>	<b>Compliant</b>	<b>Compliant</b>	<b>Compliant</b>
		9.44%	1.50%	3.27%	3.27%	3.27%	3.27%
	TAX REQUISITION	238,993	242,580	250,504	258,689	267,140	275,866
	TRANSIT FARES	60,425	65,474	67,569	69,731	71,962	74,265
	PROVINCIAL GRANT SAFE START	13,032	13,032	13,449	13,879	14,323	14,781
	MISCELLANEOUS REVENUE	18,801	19,337	19,956	20,595	21,254	21,934
	PRIOR YEARS SURPLUS	28,995	-	-	-	-	-
	<b>Total Revenue</b>	<b>\$ 360,246</b>	<b>\$ 340,423</b>	<b>\$ 351,478</b>	<b>\$ 362,894</b>	<b>\$ 374,679</b>	<b>\$ 386,846</b>
	<b>Expense</b>						
	SALARIES & WAGES	38,878	50,920	52,673	54,487	56,361	58,300
	NEW FTE AS AUTHORIZED BY THE BOARD SALARIES & WAGES	673	(16,422)	(16,914)	(17,422)	(17,945)	(18,483)
	ADMINISTRATION CHARGES	11,348	12,369	12,770	13,185	13,613	14,055
	MAINTAINENCE	1,550	1,600	1,651	1,704	1,759	1,815
	OPERATIONS	277,252	289,511	298,775	308,336	318,203	328,385
	TRANSFER TO OPERATING RESERVE	28,995	845	872	900	929	959
	OTHER EXPENSES - MARKETING	1,550	1,600	1,651	1,704	1,759	1,815
	<b>Total Expenses</b>	<b>\$ 360,246</b>	<b>\$ 340,423</b>	<b>\$ 351,478</b>	<b>\$ 362,894</b>	<b>\$ 374,679</b>	<b>\$ 386,846</b>



**Regional District of Okanagan-Similkameen  
2024-2028 Operational Financial Plan  
TRANSIT - WEST BENCH "F" - 8240**

**Bylaw 2019 - No Tax Limit**

		2023 Budget	2024 Budget	2025 Budget	2026 Budget	2027 Budget	2028 Budget
<b>No Tax Limit</b>		<b>No Tax Limit</b>	<b>No Tax Limit</b>	<b>No Tax Limit</b>	<b>No Tax Limit</b>	<b>No Tax Limit</b>	<b>No Tax Limit</b>
	<b>Revenue</b>						
		-7.29%	13.93%	3.23%	3.22%	3.22%	3.22%
PARCEL TAX		24,137	27,500	28,388	29,302	30,245	31,220
TRANSIT FARES		4,128	4,401	4,542	4,687	4,837	4,992
PRIOR YEAR SURPLUS		3,172	-	-	-	-	-
<b>Total Revenue</b>		<b>\$ 31,437</b>	<b>\$ 31,901</b>	<b>\$ 32,930</b>	<b>\$ 33,989</b>	<b>\$ 35,082</b>	<b>\$ 36,212</b>
	<b>Expense</b>						
SALARIES & WAGES		931	3,127	3,229	3,332	3,439	3,551
NEW FTE AS AUTHORIZED BY THE BOARD SALARIES & WAGES		449	(2,315)	(2,384)	(2,456)	(2,529)	(2,606)
<b>ADMINISTRATION CHARGES</b>		<b>968</b>	<b>1,043</b>	<b>1,077</b>	<b>1,112</b>	<b>1,147</b>	<b>1,184</b>
MAINTENANCE		1,500	1,500	1,548	1,598	1,649	1,702
OPERATIONS		23,402	24,267	25,044	25,845	26,672	27,526
ADVERTISING		500	500	516	533	550	568
TRANSFER TO OPERATING RESERVE		3,172	3,256	3,360	3,468	3,579	3,694
OTHER EXPENSE - MARKETING		515	523	540	557	575	593
<b>Total Expenses</b>		<b>\$ 31,437</b>	<b>\$ 31,901</b>	<b>\$ 32,930</b>	<b>\$ 33,989</b>	<b>\$ 35,082</b>	<b>\$ 36,212</b>



**Regional District of Okanagan-Similkameen  
2024-2028 Operational Financial Plan  
TRANSIT - NARAMATA - 8300**

SLP Dec. 1979 No Tax Limit

		2023 Budget	2024 Budget	2025 Budget	2026 Budget	2027 Budget	2028 Budget
<b>No Tax Limit</b>		<b>No Tax Limit</b>	<b>No Tax Limit</b>	<b>No Tax Limit</b>	<b>No Tax Limit</b>	<b>No Tax Limit</b>	<b>No Tax Limit</b>
	<b>Revenue</b>	<b>20.52%</b>	<b>22.83%</b>	<b>3.20%</b>	<b>3.20%</b>	<b>3.20%</b>	<b>3.20%</b>
TAX REQUISITION		103,182	126,735	130,795	134,980	139,303	143,762
TRANSIT FARES		5,500	7,500	7,740	7,988	8,244	8,508
TRANSFER FROM OPERATIONAL RESERVE		11,000	-	-	-	-	-
PRIOR YEARS SURPLUS		18,281	-	-	-	-	-
<b>Total Revenue</b>		<b>\$ 137,963</b>	<b>\$ 134,235</b>	<b>\$ 138,535</b>	<b>\$ 142,968</b>	<b>\$ 147,547</b>	<b>\$ 152,270</b>
	<b>Expense</b>						
SALARIES & WAGES		931	5,294	5,461	5,630	5,807	5,989
NEW FTE AS AUTHORIZED BY THE BOARD SALARIES & WAGES		673	(3,255)	(3,352)	(3,453)	(3,556)	(3,664)
<b>ADMINISTRATION CHARGES</b>		<b>5,405</b>	<b>6,393</b>	<b>6,598</b>	<b>6,809</b>	<b>7,027</b>	<b>7,252</b>
MAINTENANCE		1,550	1,600	1,651	1,704	1,759	1,815
OPERATIONS		110,073	122,103	126,010	130,042	134,203	138,497
TRANSFER TO OP RESERVE		18,281	1,000	1,032	1,065	1,099	1,134
OTHER EXPENSES - MARKETING		1,050	1,100	1,135	1,171	1,208	1,247
<b>Total Expenses</b>		<b>\$ 137,963</b>	<b>\$ 134,235</b>	<b>\$ 138,535</b>	<b>\$ 142,968</b>	<b>\$ 147,547</b>	<b>\$ 152,270</b>





**Regional District of Okanagan-Similkameen  
2024-2028 Operational Financial Plan  
TRANSIT - ELECTORAL AREA "G" - 8350**

RG 735, G716, BR 411/85 Maximum levy

		2023 Budget	2024 Budget	2025 Budget	2026 Budget	2027 Budget	2028 Budget
\$		2,840					
	<b>Revenue</b>	<b>Compliant</b>	<b>Compliant</b>	<b>Compliant</b>	<b>REVIEW SOON</b>	<b>REVIEW REQUIRED</b>	<b>REVIEW REQUIRED</b>
	TAX REQUISITION	0.18%	0.21%	3.20%	3.22%	3.19%	3.20%
	<b>Total Revenue</b>	\$ 2,589	\$ 2,595	\$ 2,678	\$ 2,764	\$ 2,852	\$ 2,943
	<b>Expense</b>						
	SALARIES & WAGES		821	846	870	897	924
	SALARIES & WAGES		(821)	(846)	(870)	(897)	(924)
	ADMINISTRATION CHARGES	89	95	98	101	104	107
	CONTRACTS - PRINCETON	2,500	2,500	2,580	2,663	2,748	2,836
	<b>Total Expenses</b>	\$ 2,589	\$ 2,595	\$ 2,678	\$ 2,764	\$ 2,852	\$ 2,943



**Regional District of Okanagan-Similkameen  
2024-2028 Operational Financial Plan  
TRANSIT - ELECTORAL AREA "H" - 8400**

RG 735, H 717, B 411/85 Maximum levy

		2023 Budget	2024 Budget	2025 Budget	2026 Budget	2027 Budget	2028 Budget
\$		1,160					
	<b>Revenue</b>	<b>Compliant</b>	<b>REVIEW REQUIRED</b>	<b>REVIEW REQUIRED</b>	<b>REVIEW REQUIRED</b>	<b>REVIEW REQUIRED</b>	<b>REVIEW REQUIRED</b>
	TAX REQUISITION	0.20%	117.72%	1.64%	1.55%	1.72%	1.69%
	<b>Total Revenue</b>	725	1,578	1,604	1,629	1,657	1,685
		\$ 725	\$ 1,578	\$ 1,604	\$ 1,629	\$ 1,657	\$ 1,685
	<b>Expense</b>						
	SALARIES & WAGES		821	846	870	897	924
	ADMINISTRATION CHARGES	25	57	58	59	60	61
	CONTRACTS - PRINCETON	700	700	700	700	700	700
	<b>Total Expenses</b>	725	1,578	1,604	1,629	1,657	1,685
		\$ 725	\$ 1,578	\$ 1,604	\$ 1,629	\$ 1,657	\$ 1,685



**Regional District of Okanagan-Similkameen  
2024-2028 Operational Financial Plan  
TRANSIT - AREA "D" - 8500**

6 714, 6,714, BI 2654,2014

		2023 Budget	2024 Budget	2025 Budget	2026 Budget	2027 Budget	2028 Budget
\$	<b>176,563</b>	<b>Compliant</b>	<b>Compliant</b>	<b>Compliant</b>	<b>Compliant</b>	<b>Compliant</b>	<b>Compliant</b>
	<b>Revenue</b>	<b>13.15%</b>	<b>11.50%</b>	<b>3.20%</b>	<b>3.20%</b>	<b>3.20%</b>	<b>3.20%</b>
	TAX REQUISITION	119,094	132,790	137,044	141,430	145,962	150,635
	TRANSIT FARES	7,013	7,476	7,715	7,962	8,217	8,480
	PRIOR YEARS SURPLUS	-	4,000	-	-	-	-
	<b>Total Revenue</b>	<b>\$ 126,107</b>	<b>\$ 144,266</b>	<b>\$ 144,759</b>	<b>\$ 149,392</b>	<b>\$ 154,179</b>	<b>\$ 159,115</b>
	<b>Expense</b>						
	SALARIES & WAGES	931	5,294	5,461	5,630	5,807	5,989
	NEW FTE AS AUTHORIZED BY THE BOARD SALARIES & WAGES	1,346	(3,255)	(3,352)	(3,453)	(3,556)	(3,664)
	<b>ADMINISTRATION CHARGES</b>	<b>5,650</b>	<b>6,730</b>	<b>6,946</b>	<b>7,168</b>	<b>7,398</b>	<b>7,635</b>
	MAINTENANCE	1,550	3,200	3,302	3,408	3,518	3,630
	OPERATIONS	115,026	127,597	131,680	135,894	140,243	144,731
	SUPPLIES	4	-	-	-	-	-
	TRANSFER TO OP RESERVE	1,000	4,000	-	-	-	-
	OTHER EXPENSES - MARKETING	600	700	722	745	769	794
	<b>Total Expenses</b>	<b>\$ 126,107</b>	<b>\$ 144,266</b>	<b>\$ 144,759</b>	<b>\$ 149,392</b>	<b>\$ 154,179</b>	<b>\$ 159,115</b>



**Regional District of Okanagan-Similkameen  
2024-2028 Operational Financial Plan  
TRANSIT - SOUTH OKANAGAN - 8600**

2741 - Assessment

		2023 Budget	2024 Budget	2025 Budget	2026 Budget	2027 Budget	2028 Budget
\$		119,417					
	<b>Revenue</b>	<b>REVIEW REQUIRED</b>	<b>REVIEW REQUIRED</b>	<b>REVIEW REQUIRED</b>	<b>REVIEW REQUIRED</b>	<b>REVIEW REQUIRED</b>	<b>REVIEW REQUIRED</b>
		3.16%	20.94%	3.20%	3.20%	3.20%	3.20%
	TAX REQUISITION	123,322	149,151	153,929	158,857	163,942	169,191
	TRANSIT FARES	28,033	29,472	30,415	31,388	32,392	33,429
	REGIONAL GRANT - IHA	21,830	21,830	22,529	23,250	23,994	24,762
	PRIOR YEARS SURPLUS	59,851	-	-	-	-	-
	<b>Total Revenue</b>	<b>\$ 233,036</b>	<b>\$ 200,453</b>	<b>\$ 206,873</b>	<b>\$ 213,495</b>	<b>\$ 220,328</b>	<b>\$ 227,382</b>
	<b>Expense</b>						
	SALARIES & WAGES	5,589	8,113	8,365	8,622	8,887	9,162
	NEW FTE AS AUTHORIZED BY THE BOARD SALARIES & WAGES	673	(6,074)	(6,256)	(6,444)	(6,637)	(6,837)
	<b>ADMINISTRATION CHARGES</b>	<b>8,340</b>	<b>9,522</b>	<b>9,827</b>	<b>10,142</b>	<b>10,466</b>	<b>10,801</b>
	MAINTENANCE	1,550	-	-	-	-	-
	OPERATIONS	167,333	185,592	191,531	197,660	203,985	210,513
	TRANSFER TO OP RESERVE	48,351	2,000	2,064	2,130	2,198	2,268
	OTHER EXPENSES - MARKETING	1,200	1,300	1,342	1,385	1,429	1,475
	<b>Total Expenses</b>	<b>\$ 233,036</b>	<b>\$ 200,453</b>	<b>\$ 206,873</b>	<b>\$ 213,495</b>	<b>\$ 220,328</b>	<b>\$ 227,382</b>



**Regional District of Okanagan-Similkameen  
2024-2028 Operational Financial Plan  
CEMETERY - ELECTORAL AREA "A" - 8800**

RG 735, A714, B1488,1979 Max Tax Limit

		2023 Budget	2024 Budget	2025 Budget	2026 Budget	2027 Budget	2028 Budget
\$		3,000					
	<b>Revenue</b>	<b>Compliant</b>	<b>Compliant</b>	<b>Compliant</b>	<b>Compliant</b>	<b>Compliant</b>	<b>Compliant</b>
		0.13%	0.27%	0.00%	0.00%	0.00%	0.00%
TAX REQUISITION		\$ 1,035	\$ 1,038	\$ 1,038	\$ 1,038	\$ 1,038	\$ 1,038
<b>Total Revenue</b>		<b>1,035</b>	<b>1,038</b>	<b>1,038</b>	<b>1,038</b>	<b>1,038</b>	<b>1,038</b>
	<b>Expense</b>						
ADMINISTRATION CHARGE		35	38	38	38	38	38
CONTRACTS - OSOYOOS		1,000	1,000	1,000	1,000	1,000	1,000
<b>Total Expenses</b>		<b>1,035</b>	<b>1,038</b>	<b>1,038</b>	<b>1,038</b>	<b>1,038</b>	<b>1,038</b>



**Regional District of Okanagan-Similkameen  
2024-2028 Operational Financial Plan  
CEMETERY - ELECTORAL AREA "E" (NARAMATA) - 8950**

P715, BL1964 - Assessment

		2023 Budget	2024 Budget	2025 Budget	2026 Budget	2027 Budget	2028 Budget
\$		77,597					
	<b>Revenue</b>	<b>Compliant</b>	<b>Compliant</b>	<b>REVIEW SOON</b>	<b>REVIEW REQUIRED</b>	<b>REVIEW REQUIRED</b>	<b>REVIEW REQUIRED</b>
		-13.20%	55.47%	15.76%	3.25%	3.24%	3.26%
TAX REQUISITION	\$	42,524	\$ 66,114	\$ 76,534	\$ 79,024	\$ 81,588	\$ 84,244
REVENUE - PLOTS		6,550	10,000	10,000	10,000	10,000	10,000
TRANSFER FROM GAS TAX			9,000	9,128	9,260	9,396	9,537
TRANSFER FROM OPERATING RESERVE		4,000	3,000	-	-	-	-
PRIOR YEARS SURPLUS		11,746	10,000	-	-	-	-
<b>Total Revenue</b>	<b>\$</b>	<b>64,820</b>	<b>\$ 98,114</b>	<b>\$ 95,662</b>	<b>\$ 98,284</b>	<b>\$ 100,984</b>	<b>\$ 103,781</b>
	<b>Expense</b>						
SALARIES & WAGES		44,611	53,892	55,523	57,200	58,924	60,714
SALARIES & WAGES			4,155	4,281	4,410	4,542	4,678
<b>ADMINISTRATION CHARGES</b>		<b>1,918</b>	<b>2,908</b>	<b>2,991</b>	<b>3,077</b>	<b>3,165</b>	<b>3,256</b>
CONTRACT SERVICES		4,060	4,203	4,338	4,476	4,620	4,768
EDUCATION & TRAINING		558	578	596	615	635	655
CEMETERY IMPROVEMENTS		-	9,000	9,128	9,260	9,396	9,537
PROPERTY INSURANCE		74	75	77	79	82	85
INSURANCE - LIABILITY		217	225	232	239	247	255
SUPPLIES		1,545	1,599	1,650	1,703	1,757	1,813
TRAVEL/LEASING		3,091	3,199	3,301	3,407	3,516	3,629
TRANSFER TO CAPITAL RESERVE		1,000	8,280	8,545	8,818	9,100	9,391
TRANSFER TO OPERATING RESERVE		7,746	10,000	5,000	5,000	5,000	5,000
<b>Total Expenses</b>	<b>\$</b>	<b>64,820</b>	<b>\$ 98,114</b>	<b>\$ 95,662</b>	<b>\$ 98,284</b>	<b>\$ 100,984</b>	<b>\$ 103,781</b>



**Regional District of Okanagan-Similkameen**  
**2024-2028 Operational Financial Plan**  
**CEMETERY - ELECTORAL AREA "D" (OKANAGAN FALLS) - 8960**

P715, BL1964 - Assessment

		2023 Budget	2024 Budget	2025 Budget	2026 Budget	2027 Budget	2028 Budget
		77,597					
		<b>Compliant</b>	<b>Compliant</b>	<b>Compliant</b>	<b>Compliant</b>	<b>REVIEW SOON</b>	<b>REVIEW SOON</b>
		N/A	114.53%	-3.43%	2.38%	3.18%	2.79%
<b>Revenue</b>							
CEMETERY FEES		10,200	10,404	10,737	11,081	11,436	11,802
TAX REQUISITION		\$ 34,041	\$ 73,029	\$ 70,524	\$ 72,205	\$ 74,498	\$ 76,572
<b>Total Revenue</b>		\$ 44,241	\$ 83,433	\$ 81,261	\$ 83,286	\$ 85,934	\$ 88,374
<b>Expense</b>							
SALARIES & WAGES		14,324	21,292	21,927	22,587	23,264	23,963
SALARIES & WAGES			28,754	33,501	34,061	35,184	36,060
ADMINISTRATION CHARGES		948	2,348	2,546	2,607	2,690	2,764
OPERATIONS		7,140	-	-	-	-	-
OPERATIONS YARD MAINTENANCE		286	-	-	-	-	-
REPAIRS & MAINTENANCE EQUIPMENT		153	-	-	-	-	-
REPAIRS & MAINTENANCE OFFICE EQUIPMENT		1,086	-	-	-	-	-
BUSINESS FEES & LICENCES		255	-	-	-	-	-
IT SUPPLIES AND SERVICES		357	-	-	-	-	-
VEHICLE REPAIRS AND FUEL		347	-	-	-	-	-
SAFETY EQUIPMENT		306	-	-	-	-	-
CONTRACT SERVICES		-	4,100	4,228	4,360	4,496	4,636
EDUCATION & TRAINING		765	500	516	533	550	568
EDUCATION & TRAINING		306	-	-	-	-	-
PROPERTY INSURANCE		255	260	268	277	286	295
INSURANCE - LIABILITY		204	208	215	222	229	236
LEGAL FEES		255	-	-	-	-	-
OFFICE SUPPLIES		510	-	-	-	-	-
SUPPLIES		-	2,500	2,580	2,663	2,748	2,836
TRAVEL/LEASING		-	3,500	3,096	3,195	3,297	3,403
UTILITIES		-	1,000	1,032	1,066	1,100	1,136
UTILITIES - PHONE		102	-	-	-	-	-
TRAVEL/LEASING		61	-	-	-	-	-
TRANSFER TO CAPITAL RESERVE		5,100	-	11,352	11,715	12,090	12,477
TRANSFER TO OPERATING RESERVE		11,481	-	-	-	-	-
RECOVERABLE FROM TAX REQUISITION		-	18,971	-	-	-	-
<b>Total Expenses</b>		\$ 44,241	\$ 83,433	\$ 81,261	\$ 83,286	\$ 85,934	\$ 88,374



**Regional District of Okanagan-Similkameen**  
**2024-2028 Operational Financial Plan**  
**CEMETERY - ELECTORAL AREA "G" - 9000**

767(5) Max Levy

		2023 Budget	2024 Budget	2025 Budget	2026 Budget	2027 Budget	2028 Budget
\$		2,000					
	<b>Revenue</b>	<b>Compliant</b>	<b>Compliant</b>	<b>Compliant</b>	<b>Compliant</b>	<b>Compliant</b>	<b>Compliant</b>
		-74.96%	-100.00%	#DIV/0!	#DIV/0!	#DIV/0!	#DIV/0!
TAX REQUISITION		\$ 1,027	\$ -	\$ -	\$ -	\$ -	\$ -
<b>Total Revenue</b>		<b>\$ 1,027</b>	<b>\$ -</b>	<b>\$ -</b>	<b>\$ -</b>	<b>\$ -</b>	<b>\$ -</b>
	<b>Expense</b>						
ADMINISTRATION CHARGES		27	-	-	-	-	-
CONTRACTS - KEREMEOS		1,000	-	-	-	-	-
<b>Total Expenses</b>		<b>\$ 1,027</b>	<b>\$ -</b>	<b>\$ -</b>	<b>\$ -</b>	<b>\$ -</b>	<b>\$ -</b>





**Regional District of Okanagan-Similkameen  
2024-2028 Operational Financial Plan  
AREA "G" CEMETERY - 9010**

Bylaw 2943

		2023 Budget	2024 Budget	2025 Budget	2026 Budget	2027 Budget	2028 Budget
\$		4,080					
	<b>Revenue</b>	<b>Compliant</b>	<b>Compliant</b>	<b>Compliant</b>	<b>Compliant</b>	<b>Compliant</b>	<b>Compliant</b>
		N/A	50.27%	0.00%	0.00%	0.00%	0.00%
TAX REQUISITION		2,053	3,085	3,085	3,085	3,085	3,085
<b>Total Revenue</b>		<u>\$ 2,053</u>	<u>\$ 3,085</u>	<u>\$ 3,085</u>	<u>\$ 3,085</u>	<u>\$ 3,085</u>	<u>\$ 3,085</u>
	<b>Expense</b>						
ADMINISTRATION CHARGES		53	85	85	85	85	85
CONTRACTS - HEDLEY		2,000	2,000	2,000	2,000	2,000	2,000
CONTRACTS - KEREMEOS			1,000	1,000	1,000	1,000	1,000
<b>Total Expenses</b>		<u>\$ 2,053</u>	<u>\$ 3,085</u>	<u>\$ 3,085</u>	<u>\$ 3,085</u>	<u>\$ 3,085</u>	<u>\$ 3,085</u>



**Regional District of Okanagan-Similkameen  
2024-2028 Operational Financial Plan  
AREA "H" CEMETERY - 9100**

767 (5) SLP 1987

		2023 Budget	2024 Budget	2025 Budget	2026 Budget	2027 Budget	2028 Budget
\$		5,000					
	<b>Revenue</b>	<b>Compliant</b>	<b>Compliant</b>	<b>Compliant</b>	<b>Compliant</b>	<b>Compliant</b>	<b>Compliant</b>
		0.15%	0.25%	0.00%	0.00%	0.00%	0.00%
TAX REQUISITION		1,470	1,474	1,474	1,474	1,474	1,474
<b>Total Revenue</b>		<u>\$ 1,470</u>	<u>\$ 1,474</u>	<u>\$ 1,474</u>	<u>\$ 1,474</u>	<u>\$ 1,474</u>	<u>\$ 1,474</u>
	<b>Expense</b>						
ADMINISTRATION CHARGES		50	54	54	54	54	54
CONTRACTS - PRINCETON		1,170	1,170	1,170	1,170	1,170	1,170
CONTRACTS - OTHER RURAL AREA - TULAMEEN		250	250	250	250	250	250
<b>Total Expenses</b>		<u>\$ 1,470</u>	<u>\$ 1,474</u>	<u>\$ 1,474</u>	<u>\$ 1,474</u>	<u>\$ 1,474</u>	<u>\$ 1,474</u>



**Regional District of Okanagan-Similkameen  
2024-2028 Operational Financial Plan  
ANIMAL CONTROL - "A", "B", "C", "D", "E", "F", "G", "H", "I" - 9200**

2775, 2017 No Tax Limit

		2023 Budget	2024 Budget	2025 Budget	2026 Budget	2027 Budget	2028 Budget
<b>No Tax Limit</b>		<b>No Tax Limit</b>	<b>No Tax Limit</b>	<b>No Tax Limit</b>	<b>No Tax Limit</b>	<b>No Tax Limit</b>	<b>No Tax Limit</b>
	<b>Revenue</b>	<b>21.53%</b>	<b>4.55%</b>	<b>3.90%</b>	<b>3.73%</b>	<b>-12.72%</b>	<b>4.15%</b>
TAX REQUISITION - ALL AREAS		161,840	169,198	175,798	182,364	159,160	165,762
GRANT IN LIEU OF TAXES		510	515	520	525	536	600
ENFORCEMENT FEES		6,121	6,182	6,244	6,369	6,496	6,600
IMPOUND FEES		1,010	1,030	1,041	1,062	1,083	1,100
LICENSING REVENUE		20,402	20,606	20,812	21,228	51,653	52,500
<b>Total Revenue</b>		<b>\$ 189,883</b>	<b>\$ 197,531</b>	<b>\$ 204,415</b>	<b>\$ 211,548</b>	<b>\$ 218,928</b>	<b>\$ 226,562</b>
	<b>Expense</b>						
ADMINISTRATION CHARGES		8,575	9,478	9,808	10,150	10,505	10,871
BYLAW ENFORCEMENT ALLOCATION		37,786	42,082	43,555	45,080	46,657	48,290
CONTRACTS - ANIMAL CONTROL		138,462	142,830	147,829	153,003	158,358	163,901
LEGAL FEES		2,000	-	-	-	-	-
SUPPLIES		2,060	2,091	2,123	2,165	2,208	2,300
ADVERTISING		1,000	1,050	1,100	1,150	1,200	1,200
<b>Total Expenses</b>		<b>\$ 189,883</b>	<b>\$ 197,531</b>	<b>\$ 204,415</b>	<b>\$ 211,548</b>	<b>\$ 218,928</b>	<b>\$ 226,562</b>



**Regional District of Okanagan-Similkameen  
2024-2028 Operational Financial Plan  
SIMILKAMEEN COUNTRY VISITOR INFO CENTRE - 9250**

2622, 2013 - Assessment

		2023 Budget	2024 Budget	2025 Budget	2026 Budget	2027 Budget	2028 Budget
\$		39,553					
	<b>Revenue</b>	<b>COMPLIANT</b>	<b>COMPLIANT</b>	<b>COMPLIANT</b>	<b>COMPLIANT</b>	<b>REVIEW SOON</b>	<b>REVIEW SOON</b>
		0.17%	0.22%	3.20%	3.20%	3.20%	3.20%
TAX REQUISITION		34,171	34,247	35,343	36,475	37,642	38,847
<b>Total Revenue</b>		<b>\$ 34,171</b>	<b>\$ 34,247</b>	<b>\$ 35,343</b>	<b>\$ 36,475</b>	<b>\$ 37,642</b>	<b>\$ 38,847</b>
	<b>Expense</b>						
ADMINISTRATION CHARGES		1,171	1,247	1,287	1,329	1,371	1,415
CONTRACT SERVICES		33,000	33,000	34,056	35,146	36,271	37,432
<b>Total Expenses</b>		<b>\$ 34,171</b>	<b>\$ 34,247</b>	<b>\$ 35,343</b>	<b>\$ 36,475</b>	<b>\$ 37,642</b>	<b>\$ 38,847</b>



**Regional District of Okanagan-Similkameen**  
**2024-2028 Operational Financial Plan**  
**AREA "E" TOURISM & COMMUNITY SVS CONTRIBUTION - 9260**

2705, 2015 - Assessment

		2023 Budget	2024 Budget	2025 Budget	2026 Budget	2027 Budget	2028 Budget
\$		16,700	COMPLIANT	COMPLIANT	COMPLIANT	COMPLIANT	COMPLIANT
	Revenue	0.18%	0.22%	3.20%	3.20%	3.20%	0.08%
	TAX REQUISITION	10,355	10,378	10,710	11,053	11,406	11,416
	<b>Total Revenue</b>	\$ 10,355	\$ 10,378	\$ 10,710	\$ 11,053	\$ 11,406	\$ 11,416
	Expense						
	ADMINISTRATION CHARGE	355	378	390	403	415	416
	CONTRACT SERVICES	10,000	10,000	10,320	10,650	10,991	11,000
	<b>Total Expenses</b>	\$ 10,355	\$ 10,378	\$ 10,710	\$ 11,053	\$ 11,406	\$ 11,416



**Regional District of Okanagan-Similkameen  
2024-2028 Operational Financial Plan  
ECONOMIC DEVELOPMENT - AREA "A" - 9300**

2529, 2010 Maximum on Assessment

		2023 Budget	2024 Budget	2025 Budget	2026 Budget	2027 Budget	2028 Budget
\$		16,740					
	<b>Revenue</b>	<b>Compliant</b>	<b>Compliant</b>	<b>Compliant</b>	<b>Compliant</b>	<b>Compliant</b>	<b>Compliant</b>
		21.75%	-17.61%	0.00%	0.00%	-0.08%	3.69%
	TAX REQUISITION	14,456	11,910	11,910	11,910	11,901	12,340
	GRANT IN LIEU OF TAXES	430	430	430	430	439	-
	PRIOR YEARS SURPLUS	1,296	-	-	-	-	-
	<b>Total Revenue</b>	\$ 16,182	\$ 12,340	\$ 12,340	\$ 12,340	\$ 12,340	\$ 12,340
	<b>Expense</b>						
	ADMINISTRATION CHARGE	386	340	340	340	340	340
	LEVERAGE FUNDS (BRER) ECONOMIC DEVELOPMENT	2,500	-	-	-	-	-
	TRANSFER TO OPERATIONAL RESERVE	1,296	-	-	-	-	-
	GRANTS IN AID	12,000	12,000	12,000	12,000	12,000	12,000
	<b>Total Expenses</b>	\$ 16,182	\$ 12,340	\$ 12,340	\$ 12,340	\$ 12,340	\$ 12,340



**Regional District of Okanagan-Similkameen  
2024-2028 Operational Financial Plan  
ECONOMIC DEVELOPMENT - AREA "I" - 9330**

**Bylaw 2019 No Tax Limit**

		2023 Budget	2024 Budget	2025 Budget	2026 Budget	2027 Budget	2028 Budget
<b>No Tax Limit</b>		<b>No Tax Limit</b>	<b>No Tax Limit</b>	<b>No Tax Limit</b>	<b>No Tax Limit</b>	<b>No Tax Limit</b>	<b>No Tax Limit</b>
	<b>Revenue</b>	<b>85.32%</b>	<b>-12.28%</b>	<b>0.00%</b>	<b>0.00%</b>	<b>0.00%</b>	<b>0.00%</b>
	TAX REQUISITION	5,700	5,000	5,000	5,000	5,000	5,000
	TRANSFER FROM OPERATIONAL RESERVE	2,000	5,284	5,284	5,284	5,284	5,284
	<b>Total Revenue</b>	<b>\$ 7,700</b>	<b>\$ 10,284</b>	<b>\$ 10,284</b>	<b>\$ 10,284</b>	<b>\$ 10,284</b>	<b>\$ 10,284</b>
	<b>Expense</b>						
	ADMINISTRATION CHARGES	200	284	284	284	284	284
	CONTRACT SERVICES	5,000	10,000	10,000	10,000	10,000	10,000
	LEVERAGE FUNDS (BRER) ECONOMIC DEVELOPMENT	2,500	-	-	-	-	-
	<b>Total Expenses</b>	<b>\$ 7,700</b>	<b>\$ 10,284</b>	<b>\$ 10,284</b>	<b>\$ 10,284</b>	<b>\$ 10,284</b>	<b>\$ 10,284</b>



**Regional District of Okanagan-Similkameen**  
**2024-2028 Operational Financial Plan**  
**ECONOMIC DEVELOPMENT - OLIVER and AREA "C" - 9350**

BI 2361 No Tax Limit

		2023 Budget	2024 Budget	2025 Budget	2026 Budget	2027 Budget	2028 Budget
<b>No Tax Limit</b>		<b>No Tax Limit</b>	<b>No Tax Limit</b>	<b>No Tax Limit</b>	<b>No Tax Limit</b>	<b>No Tax Limit</b>	<b>No Tax Limit</b>
	<b>Revenue</b>	<b>0.22%</b>	<b>-1.38%</b>	<b>-0.02%</b>	<b>0.00%</b>	<b>-0.04%</b>	<b>-0.01%</b>
	TAX REQUISITION	57,708	56,910	56,898	56,898	56,874	56,867
	GRANT IN LIEU OF TAXES	1,195	1,207	1,219	1,219	1,243	1,250
	PRIOR YEARS SURPLUS	(917)	-	-	-	-	-
	<b>Total Revenue</b>	<b>\$ 57,986</b>	<b>\$ 58,117</b>	<b>\$ 58,117</b>	<b>\$ 58,117</b>	<b>\$ 58,117</b>	<b>\$ 58,117</b>
	<b>Expense</b>						
	ADMINISTRATION CHARGES	1,986	2,117	2,117	2,117	2,117	2,117
	AGREEMENT - OLIVER TOURISM	56,000	56,000	56,000	56,000	56,000	56,000
	<b>Total Expenses</b>	<b>\$ 57,986</b>	<b>\$ 58,117</b>	<b>\$ 58,117</b>	<b>\$ 58,117</b>	<b>\$ 58,117</b>	<b>\$ 58,117</b>





**Regional District of Okanagan-Similkameen  
2024-2028 Operational Financial Plan  
ECONOMIC DEVELOPMENT - AREA "B", "G", "H" - 9360**

BI 2361 Maximum Levy Set

		2023 Budget	2024 Budget	2025 Budget	2026 Budget	2027 Budget	2028 Budget
\$		50,000					
	<b>Revenue</b>	<b>Compliant</b>	<b>Compliant</b>	<b>Compliant</b>	<b>Compliant</b>	<b>Compliant</b>	<b>Compliant</b>
		0.13%	0.17%	0.00%	0.00%	0.00%	0.00%
	TAX REQUISITION	24,638	24,680	24,680	24,680	24,680	24,680
	<b>Total Revenue</b>	\$ 24,638	\$ 24,680	\$ 24,680	\$ 24,680	\$ 24,680	\$ 24,680
	<b>Expense</b>						
	ADMINISTRATION CHARGES	638	680	680	680	680	680
	SIMILKAMEEN PLANNING SOCIETY	24,000	24,000	24,000	24,000	24,000	24,000
	<b>Total Expenses</b>	\$ 24,638	\$ 24,680	\$ 24,680	\$ 24,680	\$ 24,680	\$ 24,680



**Regional District of Okanagan-Similkameen  
2024-2028 Operational Financial Plan  
ECONOMIC DEVELOPMENT - AREA "D" - 9380**

2447.01, 2009 No Tax Limit

		2023 Budget	2024 Budget	2025 Budget	2026 Budget	2027 Budget	2028 Budget
<b>No Tax Limit</b>		<b>No Tax Limit</b>	<b>No Tax Limit</b>	<b>No Tax Limit</b>	<b>No Tax Limit</b>	<b>No Tax Limit</b>	<b>No Tax Limit</b>
<b>Revenue</b>		<b>-3.37%</b>	<b>14.66%</b>	<b>9.87%</b>	<b>3.02%</b>	<b>3.00%</b>	<b>3.01%</b>
TAX REQUISITION		159,036	182,351	200,353	206,406	212,593	218,995
TRANSFER FROM OPERATIONAL RESERVES		20,000	-	-	-	-	-
<b>Total Revenue</b>		<b>\$ 179,036</b>	<b>\$ 182,351</b>	<b>\$ 200,353</b>	<b>\$ 206,406</b>	<b>\$ 212,593</b>	<b>\$ 218,995</b>
<b>Expense</b>							
SALARIES & WAGES		131,881	130,835	144,028	148,393	152,840	157,449
NEW FTE AS AUTHORIZED BY THE BOARD SALARIES & WAGES		(45,000)	(32,936)	5,365	5,472	5,581	5,693
ADMINISTRATION CHARGES		8,085	7,070	9,613	9,904	10,201	10,508
BUILDING MAINTENANCE		418	428	442	456	471	486
WEBSITE MAINTENANCE		105	108	111	115	119	123
OPERATIONS		32,963	-	-	-	-	-
RENT		12,000	-	-	-	-	-
CONSULTANTS		5,125	-	-	-	-	-
CONTRACT SERVICES		-	8,000	8,256	8,520	8,792	9,073
EDUCATION & TRAINING		1,538	1,576	1,626	1,678	1,732	1,787
CONFERENCES		-	1,576	1,626	1,678	1,732	1,787
SPECIAL PROJECTS		6,150	6,304	6,506	6,714	6,929	7,151
LEVERAGE FUNDS (BRER) ECONOMIC DEVELOPMENT		5,000	-	-	-	-	-
VISIT SOUTH OKANAGAN		3,075	2,500	-	-	-	-
CHAMBER OF COMMERCE		-	15,000	-	-	-	-
HERITAGE MUSEUM		-	10,000	-	-	-	-
VISITOR INFORMATION CENTER EXPENSES		-	-	-	-	-	-
OKANAGAN FALLS REVITALIZATION		7,688	-	-	-	-	-
FACILITY IMPROVEMENTS		-	8,000	8,256	8,520	8,793	9,074
INSURANCE - LIABILITY		669	686	708	731	754	778
OFFICE SUPPLIES		1,077	1,103	1,138	1,174	1,212	1,251
SUPPLIES		-	5,000	5,000	5,000	5,000	5,000
PROMOTION/BROCHURE		-	-	-	-	-	-
PROMOTION/MEDIA KIT		3,075	-	-	-	-	-
TRAVEL/MILEAGE		2,050	2,101	2,168	2,237	2,309	2,383
TELEPHONE/INTERNET/FAX/UTILITIES		3,137	5,000	5,510	5,814	6,128	6,452
TRANSFER TO RESERVES		-	-	-	-	-	-
CONTINGENCY		-	10,000	-	-	-	-
<b>Total Expenses</b>		<b>\$ 179,036</b>	<b>\$ 182,351</b>	<b>\$ 200,353</b>	<b>\$ 206,406</b>	<b>\$ 212,593</b>	<b>\$ 218,995</b>



**Regional District of Okanagan-Similkameen**  
**2024-2028 Operational Financial Plan**  
**REGIONAL ECONOMIC DEVELOPMENT (OK FILM) - 9390**

BL 2743 - Assessment

		2023 Budget	2024 Budget	2025 Budget	2026 Budget	2027 Budget	2028 Budget
\$		42,249					
	<b>Revenue</b>	<b>Compliant</b>	<b>Compliant</b>	<b>Compliant</b>	<b>Compliant</b>	<b>Compliant</b>	<b>Compliant</b>
		0.17%	10.63%	0.00%	0.00%	-9.40%	10.38%
TAX REQUISITION		36,242	40,093	40,093	40,093	36,323	40,093
<b>Total Revenue</b>		<b>\$ 36,242</b>	<b>\$ 40,093</b>	<b>\$ 40,093</b>	<b>\$ 40,093</b>	<b>\$ 36,323</b>	<b>\$ 40,093</b>
	<b>Expense</b>						
ADMINISTRATION CHARGE		1,242	1,460	1,460	1,460	1,323	1,460
GRANT OK FILM COMM		35,000	38,633	38,633	38,633	35,000	38,633
<b>Total Expenses</b>		<b>\$ 36,242</b>	<b>\$ 40,093</b>	<b>\$ 40,093</b>	<b>\$ 40,093</b>	<b>\$ 36,323</b>	<b>\$ 40,093</b>



**Regional District of Okanagan-Similkameen  
2024-2028 Operational Financial Plan  
ELECTRICAL - MIZZULA ELECTRICAL - 9440**

		2023 Budget	2024 Budget	2025 Budget	2026 Budget	2027 Budget	2028 Budget
		<b>N/A</b>	<b>N/A</b>	<b>N/A</b>	<b>N/A</b>	<b>N/A</b>	<b>N/A</b>
	<b>Revenue</b>	<b>N/A</b>	<b>N/A</b>	<b>N/A</b>	<b>N/A</b>	<b>N/A</b>	<b>N/A</b>
	PARCEL TAX	-	-	-	-	-	-
	PRIOR YEARS SURPLUS	-	-	-	-	-	-
	<b>Total Revenue</b>	\$ -	\$ -	\$ -	\$ -	\$ -	\$ -
	<b>Expense</b>						
	ADMINISTRATION CHARGES	-	-	-	-	-	-
	MAINTENANCE	-	-	-	-	-	-
	OPERATIONS	-	-	-	-	-	-
	TRANSFER TO OPERATING RESERVE	-	-	-	-	-	-
	<b>Total Expenses</b>	\$ -	\$ -	\$ -	\$ -	\$ -	\$ -



**Regional District of Okanagan-Similkameen  
2024-2028 Operational Financial Plan  
ELECTRICAL SYSTEM - SCHNEIDER - 9450**

Parcel Tax BL 1921 - Max Limit

		2023 Budget	2024 Budget	2025 Budget	2026 Budget	2027 Budget	2028 Budget
\$		1,000					
	<b>Revenue</b>	<b>Compliant</b>	<b>REVIEW REQUIRED</b>	<b>REVIEW REQUIRED</b>	<b>REVIEW REQUIRED</b>	<b>REVIEW REQUIRED</b>	<b>REVIEW REQUIRED</b>
	PARCEL TAX	15.21%	54.61%	-3.55%	3.96%	3.96%	3.96%
	TRANSFER FROM OPERATING RESERVE	878	1,357	1,309	1,361	1,415	1,471
	PROVINCIAL GRANTS	296	5	5	5	5	5
	PRIOR YEARS SURPLUS/DEFICIT	189	136	182	182	182	182
		(138)	(53)	-	-	-	-
	<b>Total Revenue</b>	<b>\$ 1,225</b>	<b>\$ 1,445</b>	<b>\$ 1,496</b>	<b>\$ 1,548</b>	<b>\$ 1,602</b>	<b>\$ 1,658</b>
	<b>Expense</b>						
	ADMINISTRATION CHARGES	42	52	54	56	58	60
	UTILITIES - POWER	1,178	1,388	1,437	1,487	1,539	1,593
	TRANSFER TO OPERATING RESERVE	5	5	5	5	5	5
	<b>Total Expenses</b>	<b>\$ 1,225</b>	<b>\$ 1,445</b>	<b>\$ 1,496</b>	<b>\$ 1,548</b>	<b>\$ 1,602</b>	<b>\$ 1,658</b>



**Regional District of Okanagan-Similkameen  
2024-2028 Operational Financial Plan  
STREET LIGHTING -AREA "G" - 9500**

BI 1098.01, 2010

		2023 Budget	2024 Budget	2025 Budget	2026 Budget	2027 Budget	2028 Budget
\$		<b>3,203</b>					
	<b>Revenue</b>	<b>Compliant</b>	<b>Compliant</b>	<b>Compliant</b>	<b>Compliant</b>	<b>Compliant</b>	<b>Compliant</b>
		3.89%	34.09%	25.35%	5.41%	5.33%	5.24%
	TAX REQUISITION	594	797	998	1,052	1,108	1,167
	PROVINCIAL GRANTS	500	500	500	500	500	500
	TRANSFER FROM OPERATIONAL RESERVE	240	200	50	50	50	50
	<b>Total Revenue</b>	\$ 1,334	\$ 1,497	\$ 1,548	\$ 1,602	\$ 1,658	\$ 1,717
	<b>Expense</b>						
	ADMINISTRATION CHARGES	46	55	56	58	60	63
	UTILITIES - POWER	1,288	1,442	1,492	1,544	1,598	1,654
	<b>Total Expenses</b>	\$ 1,334	\$ 1,497	\$ 1,548	\$ 1,602	\$ 1,658	\$ 1,717



**Regional District of Okanagan-Similkameen**  
**2024-2028 Operational Financial Plan**  
**STREET LIGHTING - WEST BENCH/HUSULA - 9660**

BL 1000,1987 No Tax Limit

		2023 Budget	2024 Budget	2025 Budget	2026 Budget	2027 Budget	2028 Budget
<b>No Tax Limit</b>		<b>No Tax Limit</b>	<b>No Tax Limit</b>	<b>No Tax Limit</b>	<b>No Tax Limit</b>	<b>No Tax Limit</b>	<b>No Tax Limit</b>
	<b>Revenue</b>						
	PARCEL TAX	1.91%	1.60%	2.02%	1.98%	2.01%	2.02%
	<b>Total Revenue</b>	\$ 6,734	\$ 6,842	\$ 6,980	\$ 7,118	\$ 7,261	\$ 7,408
	<b>Expense</b>						
	SALARIES & WAGES	368	400	413	424	437	451
	ADMINISTRATION CHARGES	226	242	247	252	257	263
	UTILITIES - POWER	6,000	6,000	6,120	6,242	6,367	6,494
	TRANSFER TO OPERATING RESERVE	140	200	200	200	200	200
	<b>Total Expenses</b>	\$ 6,734	\$ 6,842	\$ 6,980	\$ 7,118	\$ 7,261	\$ 7,408



**Regional District of Okanagan-Similkameen  
2024-2028 Operational Financial Plan  
STREET LIGHTING - HERITAGE HILLS - 9670**

RG731, M715, BL 1454,1993 - Assessment

		2023 Budget	2024 Budget	2025 Budget	2026 Budget	2027 Budget	2028 Budget
\$		35,475					
	<b>Revenue</b>	<b>Compliant</b>	<b>Compliant</b>	<b>Compliant</b>	<b>Compliant</b>	<b>Compliant</b>	<b>Compliant</b>
		2.64%	4.77%	4.58%	5.09%	3.57%	3.57%
	TAX REQUISITION	6,337	6,639	6,943	7,297	7,557	7,827
	TRANSFER FROM OPERATING RESERVE	50	320	260	159	159	159
	<b>Total Revenue</b>	<b>\$ 6,387</b>	<b>\$ 6,959</b>	<b>\$ 7,203</b>	<b>\$ 7,456</b>	<b>\$ 7,716</b>	<b>\$ 7,986</b>
	<b>Expense</b>						
	ADMINISTRATION CHARGES	217	253	262	272	281	291
	UTILITIES - POWER	6,120	6,706	6,941	7,184	7,435	7,695
	TRANSFER TO OPERATING RESERVE	50	-	-	-	-	-
	<b>Total Expenses</b>	<b>\$ 6,387</b>	<b>\$ 6,959</b>	<b>\$ 7,203</b>	<b>\$ 7,456</b>	<b>\$ 7,716</b>	<b>\$ 7,986</b>





**Regional District of Okanagan-Similkameen**  
**2024-2028 Operational Financial Plan**  
**STREET LIGHTING - NARAMATA - 9680**

		2023 Budget	2024 Budget	2025 Budget	2026 Budget	2027 Budget	2028 Budget
<b>User Fee</b>							
	<b>Revenue</b>	<b>User Fee</b>	<b>User Fee</b>	<b>User Fee</b>	<b>User Fee</b>	<b>User Fee</b>	<b>User Fee</b>
		-0.81%	18.80%	3.47%	3.38%	3.41%	3.41%
USER FEES		6,942	8,247	8,534	8,822	9,123	9,435
TRANSFER FROM OPERATING RESERVE		-	-	-	-	-	-
<b>Total Revenue</b>		<b>\$ 6,942</b>	<b>\$ 8,247</b>	<b>\$ 8,534</b>	<b>\$ 8,822</b>	<b>\$ 9,123</b>	<b>\$ 9,435</b>
	<b>Expense</b>						
SALARIES & WAGES		559	1,447	1,495	1,538	1,584	1,632
ADMINISTRATION CHARGES		233	300	311	321	332	344
UTILITIES - POWER		6,000	6,500	6,728	6,963	7,207	7,459
TRANSFER TO OPERATING RESERVE		150	-	-	-	-	-
<b>Total Expenses</b>		<b>\$ 6,942</b>	<b>\$ 8,247</b>	<b>\$ 8,534</b>	<b>\$ 8,822</b>	<b>\$ 9,123</b>	<b>\$ 9,435</b>



**Regional District of Okanagan-Similkameen  
2024-2028 Operational Financial Plan  
STREET LIGHTING - OKANAGAN FALLS - 9690**

		2023 Budget	2024 Budget	2025 Budget	2026 Budget	2027 Budget	2028 Budget
<b>User Fees</b>		N/A	N/A	N/A	N/A	N/A	N/A
	<b>Revenue</b>	N/A	N/A	105.01%	-49.16%	2.00%	2.00%
USER FEES		28,587	58,606	29,792	30,388	30,995	31,616
<b>Total Revenue</b>		\$ 28,587	\$ 58,606	\$ 29,792	\$ 30,388	\$ 30,995	\$ 31,616
	<b>Expense</b>						
SALARIES & WAGES		-	-	-	-	-	-
ADMINISTRATION CHARGES		741	1,616	821	838	854	872
UTILITIES - POWER		27,846	28,403	28,971	29,550	30,141	30,744
UTILITIES - POWER 2023			28,587				
<b>Total Expenses</b>		\$ 28,587	\$ 58,606	\$ 29,792	\$ 30,388	\$ 30,995	\$ 31,616



**Regional District of Okanagan-Similkameen  
2024-2028 Operational Financial Plan  
OKANAGAN REGIONAL LIBRARY - 9900**

**BI 1906 - No Tax Limit**

		2023 Budget	2024 Budget	2025 Budget	2026 Budget	2027 Budget	2028 Budget
<b>No Tax Limit</b>		<b>No Tax Limit</b>	<b>No Tax Limit</b>	<b>No Tax Limit</b>	<b>No Tax Limit</b>	<b>No Tax Limit</b>	<b>No Tax Limit</b>
	<b>Revenue</b>	<b>5.36%</b>	<b>3.19%</b>	<b>3.01%</b>	<b>3.01%</b>	<b>3.01%</b>	<b>0.72%</b>
TAX REQUISITION		935,777	965,623	994,715	1,024,619	1,055,421	1,062,984
GRANT IN LIEU OF TAXES		6,121	6,182	6,244	6,369	6,496	6,500
PRIOR YEARS SURPLUS		343	-	-	-	-	-
<b>Total Revenue</b>		<b>\$ 942,241</b>	<b>\$ 971,805</b>	<b>\$ 1,000,959</b>	<b>\$ 1,030,988</b>	<b>\$ 1,061,917</b>	<b>\$ 1,069,484</b>
	<b>Expense</b>						
ADMINISTRATION CHARGES		24,409	26,791	27,595	28,423	29,275	29,484
TRANSFER TO OPERATIONAL RESERVE		343	-	-	-	-	-
TRANSFER TO OKANAGAN LIBRARY		917,489	945,014	973,364	1,002,565	1,032,642	1,040,000
<b>Total Expenses</b>		<b>\$ 942,241</b>	<b>\$ 971,805</b>	<b>\$ 1,000,959</b>	<b>\$ 1,030,988</b>	<b>\$ 1,061,917</b>	<b>\$ 1,069,484</b>



**Regional District of Okanagan-Similkameen  
2024-2028 Operational Financial Plan  
NARAMATA LIBRARY - 9910**

		2023 Budget	2024 Budget	2025 Budget	2026 Budget	2027 Budget	2028 Budget
<b>RENTAL REVENUE</b>		<b>RENTAL REVENUE</b>	<b>RENTAL REVENUE</b>	<b>RENTAL REVENUE</b>	<b>RENTAL REVENUE</b>	<b>RENTAL REVENUE</b>	<b>RENTAL REVENUE</b>
	<b>Revenue</b>	41.55%	5.40%	3.23%	3.22%	3.23%	3.24%
RENTAL REVENUE		14,555	15,342	15,837	16,346	16,874	17,420
<b>Total Revenue</b>		<b>\$ 14,555</b>	<b>\$ 15,342</b>	<b>\$ 15,837</b>	<b>\$ 16,346</b>	<b>\$ 16,874</b>	<b>\$ 17,420</b>
	<b>Expense</b>						
SALARIES & WAGES		4,407	4,761	4,917	5,077	5,244	5,418
<b>ADMINISTRATION CHARGE</b>		<b>199</b>	<b>346</b>	<b>357</b>	<b>368</b>	<b>380</b>	<b>392</b>
CONTRACT SERVICES		1,560	1,615	1,667	1,720	1,775	1,832
PROPERTY INSURANCE		4,161	4,244	4,380	4,520	4,665	4,814
SUPPLIES FACILITY		1,000	1,035	1,068	1,102	1,137	1,173
VEHICLES & EQUIPMENT		515	533	550	568	586	605
TRANSFER TO RESERVE		2,713	2,808	2,898	2,991	3,087	3,186
<b>Total Expenses</b>		<b>\$ 14,555</b>	<b>\$ 15,342</b>	<b>\$ 15,837</b>	<b>\$ 16,346</b>	<b>\$ 16,874</b>	<b>\$ 17,420</b>



**Regional District of Okanagan-Similkameen  
2024-2028 Operational Financial Plan  
MUNICIPAL FISCAL SERVICES - 9990**

		2023 Budget	2024 Budget	2025 Budget	2026 Budget	2027 Budget	2028 Budget
<b>No Tax Limit</b>		<b>No Tax Limit</b>	<b>No Tax Limit</b>	<b>No Tax Limit</b>	<b>No Tax Limit</b>	<b>No Tax Limit</b>	<b>No Tax Limit</b>
	<b>Revenue</b>	-0.07%	21.18%	-4.17%	-3.74%	-13.43%	-5.50%
DEBENTURE PAYMENT - PENTICTON		3,081,056	3,733,736	3,578,155	3,444,478	2,981,813	2,817,791
DEBENTURE PAYMENT - SUMMERLAND		2,216,420	1,912,165	1,912,165	1,512,019	1,182,141	722,833
DEBENTURE PAYMENT - OSOYOOS		672,009	621,960	624,799	624,799	624,799	624,799
DEBENTURE PAYMENT - OLIVER		910,194	910,194	883,062	660,194	569,037	569,037
DEBENTURE PAYMENT - PRINCETON		421,899	421,899	421,899	421,899	421,899	421,899
DEBENTURE PAYMENT - KEREMEOS		10,015	10,015	10,015	10,015	10,015	10,015
<b>Total Revenue</b>		\$ 7,311,593	\$ 7,609,969	\$ 7,430,095	\$ 6,673,404	\$ 5,789,704	\$ 5,166,374
	<b>Expense</b>						
DEBT INTEREST- PENTICTON		1,173,970	1,546,086	1,478,036	1,467,048	1,322,234	1,210,784
DEBT INTEREST- SUMMERLAND		905,902	766,402	766,402	643,346	582,122	348,122
DEBT INTEREST- OSOYOOS		316,685	292,403	294,328	294,328	294,328	294,328
DEBT INTEREST- OLIVER		343,525	337,008	318,698	310,256	292,569	292,569
DEBT INTEREST- PRINCETON		286,300	286,300	286,300	286,300	286,300	286,300
DEBT INTEREST- KEREMEOS		4,845	4,845	4,845	4,845	4,845	4,845
DEBT PRINCIPAL- PENTICTON		1,907,086	2,187,650	2,100,119	1,977,430	1,659,579	1,607,007
DEBT PRINCIPAL- SUMMERLAND		1,310,518	1,145,763	1,145,763	868,673	600,019	374,711
DEBT PRINCIPAL- OSOYOOS		355,324	329,557	330,471	330,471	330,471	330,471
DEBT PRINCIPAL- OLIVER		566,669	573,186	564,364	349,938	276,468	276,468
DEBT PRINCIPAL- PRINCETON		135,599	135,599	135,599	135,599	135,599	135,599
DEBT PRINCIPAL- KEREMEOS		5,170	5,170	5,170	5,170	5,170	5,170
<b>Total Expenses</b>		\$ 7,311,593	\$ 7,609,969	\$ 7,430,095	\$ 6,673,404	\$ 5,789,704	\$ 5,166,374



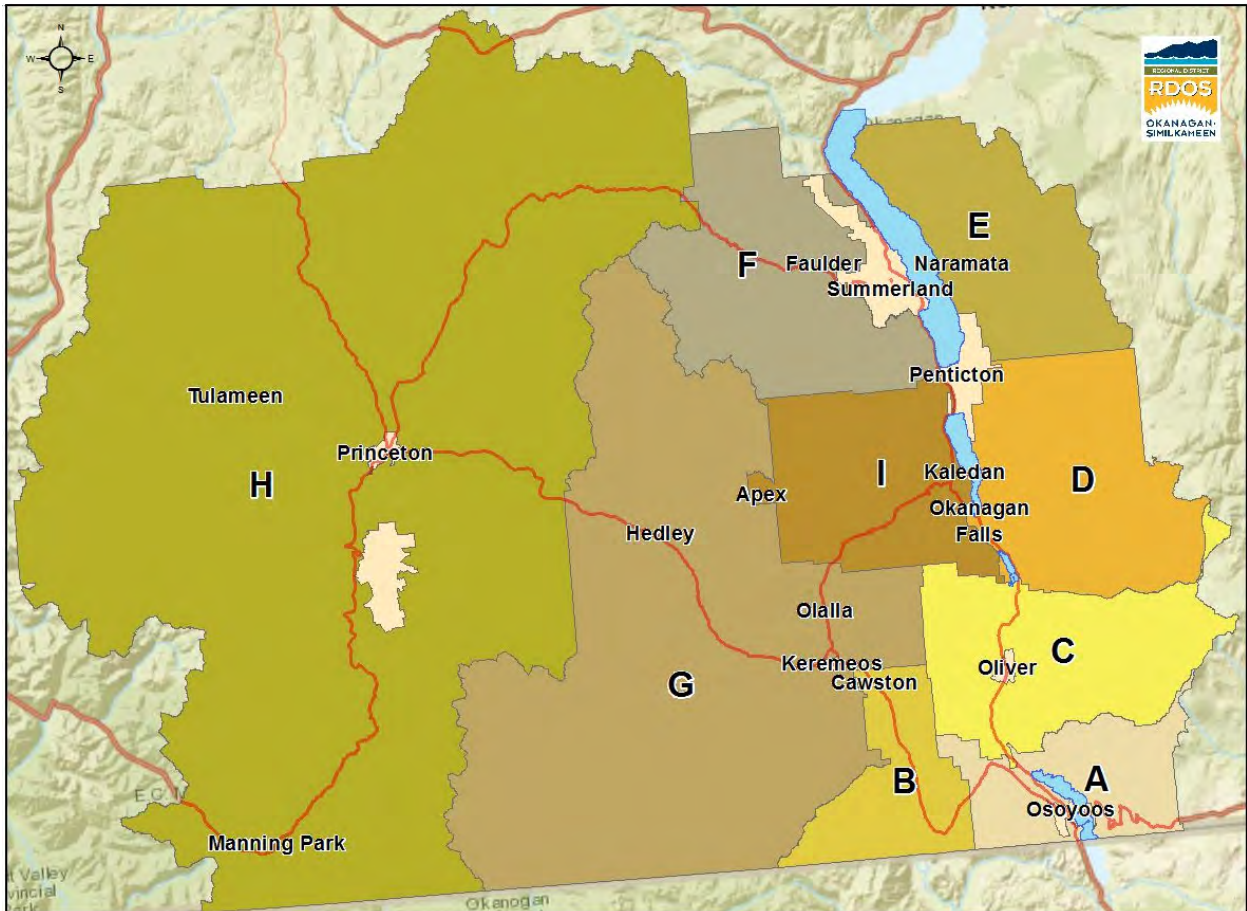
# Regional District of Okanagan-Similkameen

2024-2028 Schedule D.1

## Operating Carry Forwards

Authorized by Board in 2023

(Included in 2024 budget)



## Operating Carry Forwards - SCHEDULE D.1

UBCM CRI Firesmart Grant 2023	Charge Codes	Description	Area	Total Cost
OCF 01	0410 1-2-0410-2926	2023 UBCM CRI FIRESMART GRANT CF	All	\$ 200,000.00
	0410 1-2-0410-2927	2023 CRI FIRESMART GRANT - AREA 'A' CF	A	\$ 49,997.00
	0410 1-2-0410-2928	2023 CRI FIRESMART GRANT - AREA 'B' CF	B	\$ 45,320.00
	0410 1-2-0410-2929	2023 CRI FIRESMART GRANT - AREA 'C' CF	C	\$ 45,320.00
	0410 1-2-0410-2930	2023 CRI FIRESMART GRANT - AREA 'D' CF	D	\$ 45,320.00
	0410 1-2-0410-2931	2023 CRI FIRESMART GRANT - AREA 'E' CF	E	\$ 45,320.00
	0410 1-2-0410-2932	2023 CRI FIRESMART GRANT - AREA 'F' CF	F	\$ 45,320.00
	0410 1-2-0410-2933	2023 CRI FIRESMART GRANT - AREA 'G' CF	G	\$ 45,320.00
	0410 1-2-0410-2934	2023 CRI FIRESMART GRANT - AREA 'H' CF	H	\$ 50,000.00
	0410 1-2-0410-2935	2023 CRI FIRESMART GRANT - AREA 'I' CF	I	\$ 45,320.00

2023 EOC Tools and Training (CEPF)	Charge Codes	Description	Area	Total Cost
OCF 02	0410 1-2-0410-2925	2023 EOC CEPF UBCM GRANT EXPENSE CF	All	\$ 112,790.00

2023 Emergency Support Services Grant (CEPF)	Charge Codes	Description	Area	Total Cost
OCF 03	0410 1-2-0410-2924	2023 CEPF UCBM GRANT CF	All	\$ 117,000.00

EMCR Disaster Mitigation Unit Flood Study Grant	Charge Codes	Description	Area	Total Cost
OCF 04	0410 1-2-0410-2911	FLOOD HAZARD RIKS ASSESSMENT - CF	All	\$ 100,000.00

UBCM Heat Planning Grant	Charge Codes	Description	Area	Total Cost
OCF 05	0410 1-2-0410-2923	UBCM CEPR HEAT PREPAREDNESS CF	All	\$ 300,000.00

Solid Waste Management Plan	Charge Codes	Description	Area	Total Cost
OCF 06	4300 1-2-4300-3000	CONSULTANTS	All	\$ 245,000.00

### Operating Carry Forwards - SCHEDULE D.1

UBCM CRI Firesmart Grant 2023	Charge Codes	Description	Area	Total Cost
OCF 07	0410 1-2-0410-2919	FIRESMART GRANT STREAM 1 (OPERATIONS)	All	\$ 240,997.00

NextGen 911 UBCM Grant	Charge Codes	Description	Area	Total Cost
OCF 08	0410 1-2-0410-2936	2023 E-911 GRANT	All	\$ 45,000.00

Governance Study	Charge Codes	Description	Area	Total Cost
OCF 09	0340 1-2-0340-9301	GOVERNANACE STUDY	All	\$ 159,433.00

Board Training	Charge Codes	Description	Area	Total Cost
OCF 10	0130 1-2-0130-4010	BOARD TRAINING	All	\$ 10,200.00

Conaultants	Charge Codes	Description	Area	Total Cost
OCF 11	0130 1-2-0130-3000	CONSULTANTS	All	\$ 30,000.00

Education & Retention	Charge Codes	Description	Area	Total Cost
OCF 12	0120 1-2-0120-4002	CONSOLIDATED EDUCATION/STAFF RETENTION	All	\$ 36,186.00





# REGIONAL DISTRICT OKANAGAN-SIMILKAMEEN

## Operating Carry Forward Form

Form Number: OCF #01

Date: 8/28/23

Project Name: UBCM CRI FireSmart Grant 2023

**Reason for Carryforward:**

The RDOS Was awarded \$617,235 in July 2023, the project timeline is a 1 year period until July 2024. all funds will be used in the 2023.2024 year

GL Charge Code: 2-410-2924

Date Project Started: 6/1/23

Prior Year Budget: \$ 0.00

Total Expenditures to Date: \$ 0.00

Carry Forward Requested: \$ 617,237.00

*\*Combination of active and carry forward cannot exceed budgeted amount*

**Description and Comments:**

The FireSmart Grant was awarded in July 2023, the grant has commenced, however will not be completed until all funds are used (2024)

Completed By:

Sean Vaisler Digitally signed by Sean Vaisler  
Data: 2023.08.28 09:23:45 -07'00'

Manager's Signature:

*(when form is not completed by a manager)*



# REGIONAL DISTRICT OKANAGAN-SIMILKAMEEN

## Operating Carry Forward Form

Form Number: OCF #02

Date: 8/28/23

Project Name: 2023 EOC Tools and Training Grant (CEPF)

Reason for Carryforward:

this project was awarded in the spring of 2023 with a one year timeline. the deliverables of the project will run into 2024.

GL Charge Code: Waiting on Finance

Date Project Started: 7/1/23

Prior Year Budget: \$ 112,790.00

Total Expenditures to Date: \$ 0.00

Carry Forward Requested: \$ 112,790.00

*\*Combination of active and carry forward cannot exceed budgeted amount*

Description and Comments:

the EOC Tools and Training grant for 2023 will focus on a significant training matrix and exercise schedule to meet the objectives of the new EOC Lightship Software and training needs.

Completed By:

Sean Vaisler Digitally signed by Sean Vaisler  
Date: 2023.08.28 09:23:45  
-07'00'

Manager's Signature:

*(when form is not completed by a manager)*



# REGIONAL DISTRICT OKANAGAN-SIMILKAMEEN

## Operating Carry Forward Form

Form Number: OCF #03

Date: 8/28/23

Project Name: 2023 Emergency Support Services Grant (CEPF)

**Reason for Carryforward:**

this project was awarded in the spring of 2023 with a one year timeline. the deliverables of the project will run into 2024.

GL Charge Code: Waiting on Finance

Date Project Started: 7/1/23

Prior Year Budget: \$ 117,000.00

Total Expenditures to Date: \$ 0.00

Carry Forward Requested: \$ 117,000.00

*\*Combination of active and carry forward cannot exceed budgeted amount*

**Description and Comments:**

The 2023 ESS Regional Grant will commence in Fall 2023 until 2024 focusing on a robust training plan for ESS including contracted support.

Completed By:

Sean Vaisler Digitally signed by Sean Vaisler  
Date: 2023.08.28 09:23:45  
-07'00'

Manager's Signature:

*(when form is not completed by a manager)*



# REGIONAL DISTRICT OKANAGAN-SIMILKAMEEN

## Operating Carry Forward Form

Form Number: OCF #04

Date: 8/28/23

Project Name: EMCR Disaster Mitigation Unit Flood Study Grant

**Reason for Carryforward:**

The RDOS Was awarded \$100,000 to update the Similkameen & Tulameen Flood Hazard Study (2019). The

GL Charge Code: Waiting on Finance

Date Project Started: 5/1/23

Prior Year Budget:	\$ 100,000.00
Total Expenditures to Date:	\$ 0.00
Carry Forward Requested:	\$ 100,000.00

*\*Combination of active and carry forward cannot exceed budgeted amount*

**Description and Comments:**

the Funding provided by EMCR requires significant scope development as a full update of the original 2019 study exceeds the approved 2023 funds. it is anticipated that a RFP is issued to update aspects of the 2019 plan that pertain to flood response and mapping. this project will be funded through Emergency Management but lead through Utilities Department.

Completed By:

Sean Vaisler Digitally signed by Sean Vaisler  
Date: 2023.08.28 09:23:45  
-07'00'

Manager's Signature:

*(when form is not completed by a manager)*



# REGIONAL DISTRICT OKANAGAN-SIMILKAMEEN

## Operating Carry Forward Form

Form Number: OCF #05

Date: 8/28/23

Project Name: UBCM Heat Planning Grant

**Reason for Carryforward:**

The RDOS Was awarded \$300,000 to conduct a Heat Planning assessment following the 2021 Heat Dome. this Regional Grant is in the RFP Stages and will be awarded in fall of 2023 to be completed by Spring 2024. +

GL Charge Code: Waiting on Finance

Date Project Started: 5/1/23

Prior Year Budget: \$ 300,000.00

Total Expenditures to Date: \$ 0.00

Carry Forward Requested: \$ 300,000.00

*\*Combination of active and carry forward cannot exceed budgeted amount*

**Description and Comments:**

Completed By:

Sean Vaisler Digitally signed by Sean Vaisler  
Date: 2023.08.28 09:23:45  
-07'00'

Manager's Signature:

*(when form is not completed by a manager)*





# REGIONAL DISTRICT OKANAGAN-SIMILKAMEEN

## Operating Carry Forward Form

Form Number: OCF #06

Date: 10/10/23

Project Name: Solid Waste Management Plan

Reason for Carryforward:  
Didn't complete in 2023

GL Charge Code: 4300-3000

Date Project Started: 10/10/23

Prior Year Budget: \$ 250,000.00

Total Expenditures to Date: \$ 5,000.00

Carry Forward Requested: \$ 245,000.00

*\*Combination of active and carry forward cannot exceed budgeted amount*

Description and Comments:

Regulatory Requirement

Completed By: \_\_\_\_\_

Manager's Signature: \_\_\_\_\_  
*(when form is not completed by a manager)*



# REGIONAL DISTRICT OKANAGAN-SIMILKAMEEN

## Operating Carry Forward Form

Form Number: OCF #07

Date: 8/28/23

Project Name: UBCM CRI FireSmart Grant 2023

**Reason for Carryforward:**

The RDOS Was awarded \$617,235 in July 2023, the project timeline is a 1 year period until July 2024. all funds will be used in the 2023.2024 year

GL Charge Code: 2-410-2924

Date Project Started: 3/21/22

Prior Year Budget: \$ 463,961.00

Total Expenditures to Date: \$ 222,964.00

Carry Forward Requested: \$ 240,997.00

*\*Combination of active and carry forward cannot exceed budgeted amount*

**Description and Comments:**

The RDOS Continues to action the 2022 FireSmart Grant, the Extensions have been requested to account for special projects and timeline expansions. Tasks outlined on the project are being actioned in 2023/2024. funding will expire in spring 2024.

Completed By:

Sean Vaisler Digitally signed by Sean Vaisler  
Date: 2023.08.28 09:23:45  
-07'00"

Manager's Signature:

*(when form is not completed by a manager)*



# REGIONAL DISTRICT OKANAGAN-SIMILKAMEEN

## Operating Carry Forward Form

Form Number: OCF #08

Date: 8/28/23

Project Name: NextGen 911 UBCM Grant

**Reason for Carryforward:**

Project has yet to commence, RDOS received funding from UBCM in July 2024 to assist with NextGen911 transition

GL Charge Code: No GL Code Assigned at this point

Date Project Started: 8/28/23

Prior Year Budget: \$ 45,000.00

Total Expenditures to Date: \$ 0.00

Carry Forward Requested: \$ 45,000.00

*\*Combination of active and carry forward cannot exceed budgeted amount*

**Description and Comments:**

The RDOS was awarded \$45,000 to assist with NG911 transition in July 2023. the project has yet to commence. Funds will need to be transitioned to 2024 and added to the work plan.

Completed By:

Sean Vaisler Digitally signed by Sean Vaisler  
Date: 2023.08.28 09:23:45  
-07'00'

Manager's Signature:

*(when form is not completed by a manager)*





# REGIONAL DISTRICT OKANAGAN-SIMILKAMEEN

## Operating Carry Forward Form

Form Number: OCF #09

Date: 10/28/23

Project Name: Governance Study

Reason for Carryforward:  
Study moved to 2024

GL Charge Code: 340-9301

Date Project Started:

Prior Year Budget: \$ 159,433.00

Total Expenditures to Date: \$ 0.00

Carry Forward Requested: \$ 159,433.00

*\*Combination of active and carry forward cannot exceed budgeted amount*

Description and Comments:

Carrying forward budget amount for the study to 2024. Funded from Operating Reserves.

Completed By: \_\_\_\_\_

Manager's Signature: \_\_\_\_\_  
*(when form is not completed by a manager)*



# REGIONAL DISTRICT OKANAGAN-SIMILKAMEEN

## Operating Carry Forward Form

Form Number: OCF #10

Date: 10/28/23

Project Name: Board Training

Reason for Carryforward:  
Training moved to 2024

GL Charge Code: 130-4010

Date Project Started:

Prior Year Budget: \$ 10,200.00

Total Expenditures to Date: \$ 0.00

Carry Forward Requested: \$ 10,200.00

*\*Combination of active and carry forward cannot exceed budgeted amount*

Description and Comments:

Carrying forward budget amount for the Training to 2024. Funded from Operating Reserves.

Completed By: \_\_\_\_\_

Manager's Signature: \_\_\_\_\_

*(when form is not completed by a manager)*



# REGIONAL DISTRICT OKANAGAN-SIMILKAMEEN

## Operating Carry Forward Form

Form Number: OCF #11

Date: 10/28/23

Project Name: Consultants

Reason for Carryforward:  
Consultant project moved to 2024

GL Charge Code: 0130-3000

Date Project Started:

Prior Year Budget:	\$ 30,000.00
Total Expenditures to Date:	\$ 0.00
Carry Forward Requested:	\$ 30,000.00

*\*Combination of active and carry forward cannot exceed budgeted amount*

Description and Comments:

Carrying forward budget amount for the Consultant to 2024. Funded from Operating Reserves.

Completed By: \_\_\_\_\_

Manager's Signature: \_\_\_\_\_  
*(when form is not completed by a manager)*



# REGIONAL DISTRICT OKANAGAN-SIMILKAMEEN

## Operating Carry Forward Form

Form Number:

OCF #12

Date:

11/5/23

Project Name:

Education and Retention

Reason for Carryforward:

GL Charge Code:

1-2-0120-4001

Date Project Started:

1/3/22

Prior Year Budget:

\$ 36,186.00

Total Expenditures to Date:

\$ 0.00

Carry Forward Requested:

\$ 36,186.00

*\*Combination of active and carry forward cannot exceed budgeted amount*

Description and Comments:

Completed By:

Wayne Making Digitally signed by Wayne Making  
Date: 2023.11.05 08:51:19 -08'00'

Manager's Signature:

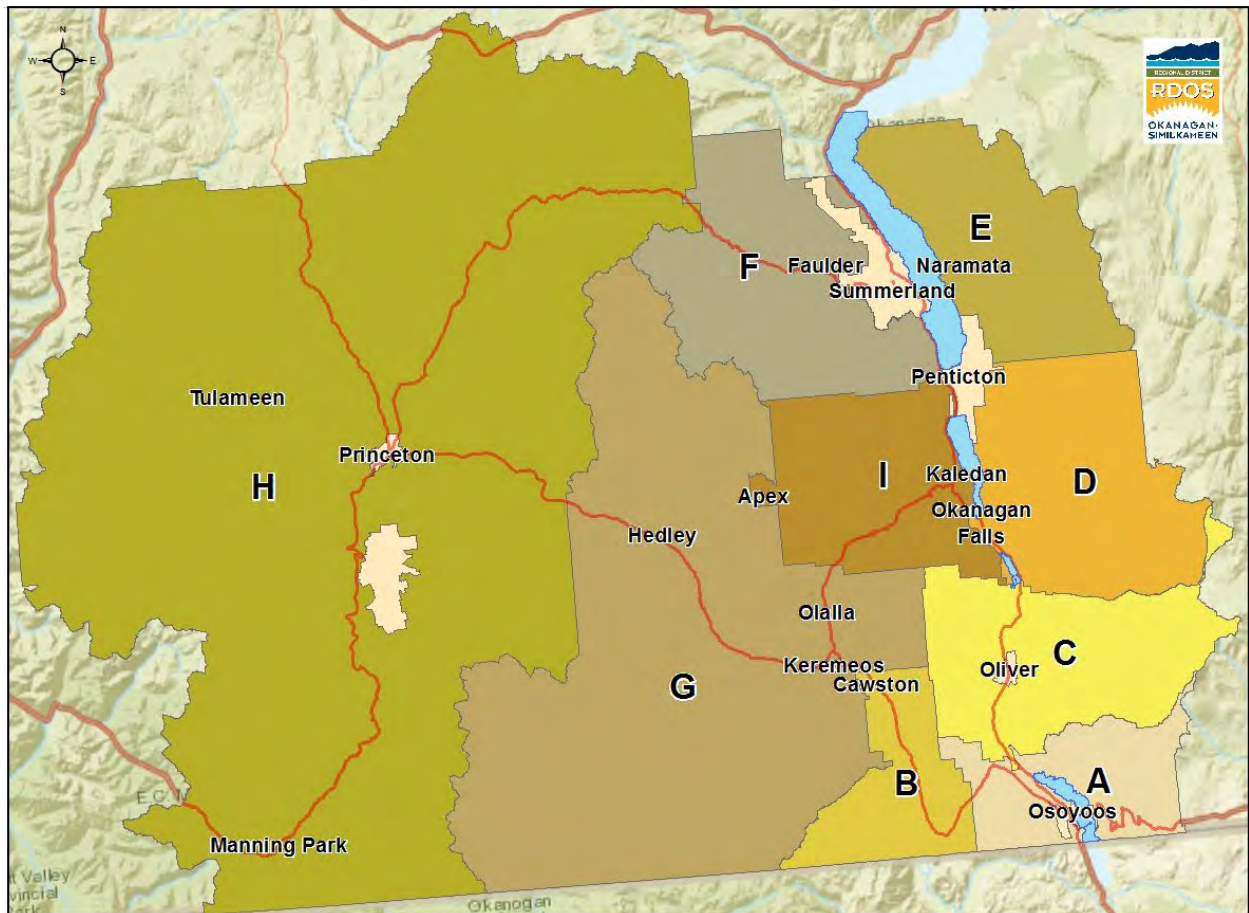
*(when form is not completed by a manager)*



# Regional District of Okanagan-Similkameen

## 2024-2028 Schedule E

### Capital Financial Plan





**Regional District of Okanagan-Similkameen  
2024-2038 Capital Financial Plan  
GENERAL GOVERNMENT EQUIPMENT PURCHASES - 0101**

		2023 Budget	2024 Budget	2025 Budget	2026 Budget	2027 Budget	2028 Budget
<b>Funding</b>							
EQUIPMENT REPLACEMENT DEPOSIT ACCOUNT		61,902	235,182	173,313	193,645	187,656	191,409
<b>Total Funding</b>		<u>\$ 61,902</u>	<u>\$ 235,182</u>	<u>\$ 173,313</u>	<u>\$ 193,645</u>	<u>\$ 187,656</u>	<u>\$ 191,409</u>
<b>Expense</b>							
<b>ADMINISTRATION CHARGES</b>		<b>1,902</b>	<b>25,182</b>	<b>3,313</b>	<b>3,645</b>	<b>4,056</b>	<b>4,137</b>
UTILITIES REPLACEMENT OF PICKUP TRUCKS		60,000	130,000	90,000	90,000	183,600	187,272
UTILITIES MIN EXCAVATOR & TRAILER		-	-	-	100,000	-	-
UTILITIES SKIDSTEER AND TRAILER		-	80,000	-	-	-	-
UTILITIES WATER TRUCK		-	-	80,000	-	-	-
FLEET VEHICLE ELECTRIC CHARGING INFRASTRUCTURE		-	534,377	-	-	-	-
<b>Total Capital Expenses</b>		<u>\$ 61,902</u>	<u>\$ 235,182</u>	<u>\$ 173,313</u>	<u>\$ 193,645</u>	<u>\$ 187,656</u>	





## Regional District of Okanagan-Similkameen Capital Funding Request

Prepared by: Liisa Bloomfield

Date Submitted: 9/26/23

<b>Project Purpose</b> Purchase of a skid steer for various activities in the Utilities department	<b>Priority (check one)</b> Health & Safety: <input type="radio"/> Regulatory Requirement: <input type="radio"/> Replacement of Existing: <input type="radio"/> New Infrastructure: <input checked="" type="radio"/> Other: <input type="radio"/>
<b>Service Area (department code and description):</b> VEHICLE PURCHASES	

Estimated Capital Cost:	Quantity	Unit Cost	Total Cost
purchase of skid steer and trailer	1.00	\$ 80,000.00	\$ 80,000.00
			\$ 0.00
			\$ 0.00
			\$ 0.00
			\$ 0.00
Total Project Cost			\$ 80,000.00

**Description of Project:**

**Capital Expenditure Rational Strategic Importance (attach pages as required):**

New Infrastructure: <input checked="" type="radio"/>	Start Date (if approved) <u>4/1/24</u>	Anticipated Completion Date <u>7/31/24</u>
Replacement / Repair: <input type="radio"/>	Anticipated Service in Date <u>7/31/24</u>	

**New Yearly Operating Expenses Attributed to the Capital Project:**

Year:	2024	2025	2026	2027	2028
Staffing:	\$ 0.00				
Maintenance:	\$ 0.00				
Reserve Replacement:					
Contracts:					
Annual Licensing Fees:					
Miscellaneous (specify):					
<b>Total Operating Costs:</b>	\$ 0.00	\$ 0.00	\$ 0.00	\$ 0.00	\$ 0.00

Verified by Department Manager:	Digitally signed by Liisa Bloomfield	Funding Source:
Approved by CAO to Present to Board:		Capital Reserve: <u>\$ 80,000.00</u>
Project G/L Code (assigned by finance):	<u>1-2-0101-5504</u>	Operating Reserve:
Capital Funding Request Number:	<u>CFR #20</u>	Federal Grant:
		Provincial Grant:
		Other Grant:
		Donations:
		Other (specify):
		Must Equal Project Cost
		<u>\$ 80,000.00</u>



# Regional District of Okanagan-Similkameen Capital Funding Request

Prepared by: Liisa Bloomfield

Date Submitted: 9/26/23

**Project Purpose**  
Scheduled replacement of Utilities Pickup trucks

**Priority (check one)**

Health & Safety:       Regulatory Requirement:

Replacement of Existing:       New Infrastructure:

Other:

**Service Area (department code and description):**  
VEHICLE PURCHASES

Estimated Capital Cost:	Quantity	Unit Cost	Total Cost
Pick up trucks	2.00	\$ 65,000.00	\$ 130,000.00
			\$ 0.00
			\$ 0.00
			\$ 0.00
			\$ 0.00
<b>Total Project Cost</b>			<b>\$ 130,000.00</b>

**Description of Project:**

The Utilities department operates and maintains water and sewer systems all around the RDOS. Many of the vehicles in the Utilities department are used by individual staff members performing daily activities. Operators travel into areas without cell service and in all weather conditions so reliability and efficiency is imperative for the team. To ensure the trucks continue to meet operational needs, replacement of one to two trucks each year is required. The potential use of alternatively fueled or hybrid vehicles will be considered when assessing suitable options. For 2024, two pickup trucks are due for renewal. All vehicles and equipment are acquired by the RDOS general fleet reserve while the ongoing costs for use are funded by the specific services.

**Capital Expenditure Rational Strategic Importance (attach pages as required):**

New Infrastructure:       Start Date (if approved) 1/8/24      Anticipated Completion Date 3/29/24

Replacement / Repair:       Anticipated Service in Date 3/29/24

**New Yearly Operating Expenses Attributed to the Capital Project:**

Year:	2024	2025	2026	2027	2028
Staffing:	\$ 0.00				
Maintenance:	\$ 0.00				
Reserve Replacement:					
Contracts:					
Annual Licensing Fees:					
Miscellaneous (specify):					
<b>Total Operating Costs:</b>	<b>\$ 0.00</b>	<b>\$ 0.00</b>	<b>\$ 0.00</b>	<b>\$ 0.00</b>	<b>\$ 0.00</b>

Verified by Department Manager:	Digitally signed by Liisa Bloomfield	Funding Source:	
Approved by CAO to Present to Board:		Capital Reserve:	\$ 130,000.00
Project G/L Code (assigned by finance):	1-2-0101-5502	Operating Reserve:	
Capital Funding Request Number:	CFR #21	Federal Grant:	
		Provincial Grant:	
		Other Grant:	
		Donations:	
		Other (specify):	
		Must Equal Project Cost	\$ 130,000.00





**Regional District of Okanagan-Similkameen  
2024-2038 Capital Financial Plan  
CORPORATE FACILITIES - 0161**

	2023 Budget	2024 Budget	2025 Budget	2026 Budget	2027 Budget	2028 Budget
<b>Funding</b>						
PROVINCIAL GRANTS	322,605	-	-	-	-	-
TRANSFR FROM OPERATING RESERVE	92,000	135,127	315,020	66,971	68,981	71,050
TRANSFER FROM EQUIPMENT REPLACEMENT DEPOSIT RESERVE	-	-	-	-	-	-
DEBENTURE PROCEEDS	-	-	8,000,000	750,000	-	-
PROVINCIAL GRANTS	-	-	-	-	-	-
<b>Total Funding</b>	<b>\$ 414,605</b>	<b>\$ 135,127</b>	<b>\$ 8,315,020</b>	<b>\$ 816,971</b>	<b>\$ 68,981</b>	<b>\$ -</b>
<b>Expense</b>						
SALARIES & WAGES		62,544	64,420	66,353	68,344	70,394
ADMINISTRATION CHARGES	-	583	600	618	637	656
CAPITAL EXPENDITURE - FACILITY MASTER PLAN	-	-	-	-	-	-
PROJECT INITIATION, DESIGNS, ACQUISITIONS OR RENOS CF	322,605	-	-	-	-	-
101 MARTIN STREET ACCESSIBLE DOORS CF	20,000	-	-	-	-	-
101 MARTIN ADDITION	-	-	8,250,000	750,000	-	-
<b>101 MARTIN BATHROOM CF</b>	<b>72,000</b>	<b>72,000</b>	<b>-</b>	<b>-</b>	<b>-</b>	<b>-</b>
<b>Total Capital Expenses</b>	<b>\$ 414,605</b>	<b>\$ 135,127</b>	<b>\$ 8,315,020</b>	<b>\$ 816,971</b>	<b>\$ 68,981</b>	<b>\$ 71,050</b>



**Regional District of Okanagan-Similkameen  
2024-2038 Capital Financial Plan  
ELECTORAL AREA "D" - RURAL PROJECTS - 0341**

	2023 Budget	2024 Budget	2025 Budget	2026 Budget	2027 Budget	2028 Budget
<b>Funding</b>						
TRANSFR FROM OPERATING RESERVE	2,378	-	-	-	-	-
<b>Total Funding</b>	<u>\$ 2,378</u>	<u>\$ -</u>	<u>\$ -</u>	<u>\$ -</u>	<u>\$ -</u>	<u>\$ -</u>
<b>Expense</b>						
ADMINISTRATION CHARGES	2,378	-	-	-	-	-
CENTENNIAL PARK (OKID) WASHROOM CF	-					
<b>Total Capital Expenses</b>	<u>\$ 2,378</u>	<u>\$ -</u>	<u>\$ -</u>	<u>\$ -</u>	<u>\$ -</u>	<u>\$ -</u>



**Regional District of Okanagan-Similkameen  
2024-2038 Capital Financial Plan  
ELECTORAL AREA "I" - RURAL PROJECTS - 0351**

	2023 Budget	2024 Budget	2025 Budget	2026 Budget	2027 Budget	2028 Budget
<b>Funding</b>						
COMMUNITY WORKS GAS TAX	-	40,000	-	-	-	-
TRANSFR FROM OPERATING RESERVE	-	497	-	-	-	-
<b>Total Funding</b>	<b>\$ -</b>	<b>\$ 40,497</b>	<b>\$ -</b>	<b>\$ -</b>	<b>\$ -</b>	<b>\$ -</b>
<b>Expense</b>						
ADMINISTRATION CHARGES	-	497	-	-	-	-
FARLEY LAKE UTILITY ASSESSMENT	-	40,000	-	-	-	-
<b>Total Capital Expenses</b>	<b>\$ -</b>	<b>\$ 40,497</b>	<b>\$ -</b>	<b>\$ -</b>	<b>\$ -</b>	<b>\$ -</b>



## Regional District of Okanagan-Similkameen Capital Funding Request

Prepared by: Liisa Bloomfield

Date Submitted: 10/17/23

<b>Project Purpose</b> Completion of the engineering and financial assessments for the St. Andrews water and sewer systems in performing due diligence as part of the acquisition process	<b>Priority (check one)</b> Health & Safety: <input type="radio"/> Regulatory Requirement: <input type="radio"/> Replacement of Existing: <input type="radio"/> New Infrastructure: <input checked="" type="radio"/> Other: <input type="radio"/>
<b>Service Area (department code and description):</b> 0351 ST ANDREWS UTILITY ASSESSMENT	

Estimated Capital Cost:	Quantity	Unit Cost	Total Cost
Engineering and Financial assessments	1.00	\$ 40,000.00	\$ 40,000.00
			\$ 0.00
			\$ 0.00
			\$ 0.00
			\$ 0.00
<b>Total Project Cost</b>			<b>\$ 40,000.00</b>

**Description of Project:**  
 Initial discussions have occurred with the Strata Council of St. Andrews by the Lake in regards to acquisition of the water and sewer infrastructure by the RDOS. In order to proceed with the acquisition process, the first step is the completion of an engineering and financial assessment. The assessment work is anticipated to begin in mid-late 2024 and carry over into 2025 providing the required intent documents from the Strata are received.

**Capital Expenditure Rational Strategic Importance (attach pages as required):**

New Infrastructure: <input checked="" type="radio"/>	Start Date (if approved):	Anticipated Completion Date:
Replacement / Repair: <input type="radio"/>	Anticipated Service in Date:	

**New Yearly Operating Expenses Attributed to the Capital Project:**

Year:	2024	2025	2026	2027	2028
Staffing:	\$ 0.00				
Maintenance:	\$ 0.00				
Reserve Replacement:					
Contracts:					
Annual Licensing Fees:					
Miscellaneous (specify):					
<b>Total Operating Costs:</b>	\$ 0.00	\$ 0.00	\$ 0.00	\$ 0.00	\$ 0.00

Verified by Department Manager:  Approved by CAO to Present to Board:  Project G/L Code (assigned by finance):  Capital Funding Request Number:	Digitally signed by Liisa Bloomfield   <u>1-2-0351-5001</u>  <u>CFR #71</u>	<table border="1" style="width: 100%; border-collapse: collapse;"> <tr> <td style="width: 50%;">Funding Source:</td> <td style="width: 50%;"></td> </tr> <tr> <td>Capital Reserve:</td> <td></td> </tr> <tr> <td>Operating Reserve:</td> <td></td> </tr> <tr> <td>Federal Grant:</td> <td></td> </tr> <tr> <td>Provincial Grant:</td> <td></td> </tr> <tr> <td>Other Grant:</td> <td></td> </tr> <tr> <td>Donations:</td> <td></td> </tr> <tr> <td>Other (specify):</td> <td></td> </tr> <tr> <td>Community Works Gas Tax</td> <td style="text-align: right;">\$ 40,000.00</td> </tr> <tr> <td><b>Must Equal Project Cost</b></td> <td style="text-align: right;"><b>\$ 40,000.00</b></td> </tr> </table>	Funding Source:		Capital Reserve:		Operating Reserve:		Federal Grant:		Provincial Grant:		Other Grant:		Donations:		Other (specify):		Community Works Gas Tax	\$ 40,000.00	<b>Must Equal Project Cost</b>	<b>\$ 40,000.00</b>
Funding Source:																						
Capital Reserve:																						
Operating Reserve:																						
Federal Grant:																						
Provincial Grant:																						
Other Grant:																						
Donations:																						
Other (specify):																						
Community Works Gas Tax	\$ 40,000.00																					
<b>Must Equal Project Cost</b>	<b>\$ 40,000.00</b>																					



**Regional District of Okanagan-Similkameen  
2024-2038 Capital Financial Plan  
ELECTORAL AREA "E" - RURAL PROJECTS - 0361**

	2023 Budget	2024 Budget	2025 Budget	2026 Budget	2027 Budget	2028 Budget
<b>Funding</b>						
COMMUNITY WORKS GAS TAX	27,940	-	-	-	-	-
TRANSFER FROM GAS TAX		23,000	-	-	-	-
GROWING COMMUNITY FUND		123,111	-	-	-	-
TRANSFR FROM OPERATING RESERVE	6,413	2,254	-	-	-	-
PROVINCIAL GRANTS	10,000	25,000	-	-	-	-
<b>Total Funding</b>	<b>\$ 44,353</b>	<b>\$ 173,365</b>	<b>\$ -</b>	<b>\$ -</b>	<b>\$ -</b>	<b>\$ -</b>
<b>Expense</b>						
ADMINISTRATION CHARGES	547	2,254	-	-	-	-
LIQUID MANAGEMENT PLAN (LWMP) CF	5,866					
LIQUID MANAGEMENT PLAN (LWMP)	14,940	100,000	-	-	-	-
COMMUNITY WAYFINDING SIGNS CF	23,000	23,000	-	-	-	-
ECONOMIC DEVELOPMENT FEASIBILITY STUDY		20,000	-	-	-	-
ACTIVE TRANSPORTATION AMENITIES STUDY		13,111	-	-	-	-
COMMUNITY USE BUILDING STUDY		15,000	-	-	-	-
<b>Total Capital Expenses</b>	<b>\$ 44,353</b>	<b>\$ 173,365</b>	<b>\$ -</b>	<b>\$ -</b>	<b>\$ -</b>	<b>\$ -</b>



# Regional District of Okanagan-Similkameen Capital Funding Request

Prepared by: Liisa Bloomfield

Date Submitted: 10/6/23

**Project Purpose**  
Work is continuing on the Liquid Waste Management Plan in the Naramata community

**Priority (check one)**

Health & Safety:       Regulatory Requirement:

Replacement of Existing:       New Infrastructure:

Other:

**Service Area (department code and description):**  
0361-3000 LIQUID WASTE MANAGEMENT PLAN

Estimated Capital Cost:	Quantity	Unit Cost	Total Cost
Ongoing expenses - Growing Communities Fund	1.00	\$ 75,000.00	\$ 75,000.00
Ongoing expenses - OBWB grant (Shoreline)	1.00	\$ 25,000.00	\$ 25,000.00
			\$ 0.00
			\$ 0.00
			\$ 0.00
<b>Total Project Cost</b>			<b>\$ 100,000.00</b>

**Description of Project:**  
Work is continuing into 2024 on the Naramata Liquid Waste Management Plan. Some of the expenses have been more than anticipated and in order to ensure public consultation is completed, additional funding is being added to the project. Two amounts are being allocated to the project: \$75,000 from the Area E Growing Community Fund reserve and \$25,000 that was recently received as a reimbursement for the Shoreline Study completed at the beginning of the project. The expenses for the Shoreline project were charged into the LWMP project at the time.

**Capital Expenditure Rational Strategic Importance (attach pages as required):**

New Infrastructure:       Start Date (if approved)      Anticipated Completion Date

Replacement / Repair:       Anticipated Service in Date

**New Yearly Operating Expenses Attributed to the Capital Project:**

Year:	2024	2025	2026	2027	2028
Staffing:	\$ 0.00				
Maintenance:	\$ 0.00				
Reserve Replacement:					
Contracts:					
Annual Licensing Fees:					
Miscellaneous (specify):					
<b>Total Operating Costs:</b>	\$ 0.00	\$ 0.00	\$ 0.00	\$ 0.00	\$ 0.00

Verified by Department Manager:	Digitally signed by Liisa Bloomfield	Funding Source:	
Approved by CAO to Present to Board:		Capital Reserve:	
Project G/L Code (assigned by finance):	1-2-0361-3000	Operating Reserve:	
Capital Funding Request Number:	CFR #16	Federal Grant:	
		Provincial Grant:	
		Other Grant:	\$ 25,000.00
		Donations:	
		Other (specify):	
		Growing Communities Fund	\$ 75,000.00
		<b>Must Equal Project Cost</b>	<b>\$ 100,000.00</b>



**Regional District of Okanagan-Similkameen  
2024-2038 Capital Financial Plan  
ELECTORAL AREA "H" - RURAL PROJECTS - 0391**

	2023 Budget	2024 Budget	2025 Budget	2026 Budget	2027 Budget	2028 Budget
<b>Funding</b>						
COMMUNITY WORKS GAS TAX	86,033	-	-	-	-	-
GROWING COMMUNITY FUND		498,111	-	-	-	-
TRANSFR FROM OPERATING RESERVE	-	33,305	-	-	-	-
DEBENTURE PROCEEDS		350,000	-	-	-	-
<b>Total Funding</b>	<b>\$ 86,033</b>	<b>\$ 881,416</b>	<b>\$ -</b>	<b>\$ -</b>	<b>\$ -</b>	<b>\$ -</b>
<b>Expense</b>						
ADMINISTRATION CHARGES	-	33,305	-	-	-	-
CHAIN LAKE DAM - UPGRADE DESIGN CF	86,033					
CHAIN LAKE DAM - UPGRADE CONSTRUCTION	-	848,111	-	-	-	-
<b>Total Capital Expenses</b>	<b>\$ 86,033</b>	<b>\$ 881,416</b>	<b>\$ -</b>	<b>\$ -</b>	<b>\$ -</b>	<b>\$ -</b>





## Regional District of Okanagan-Similkameen Capital Funding Request

Prepared by: Liisa Bloomfield

Date Submitted: 10/2/23

<b>Project Purpose</b> Construction and repairs for the new spillway on the Chain Lake Dam	<b>Priority (check one)</b> Health & Safety: <input type="radio"/> Regulatory Requirement: <input type="radio"/> Replacement of Existing: <input checked="" type="radio"/> New Infrastructure: <input type="radio"/> Other: <input type="radio"/>
<b>Service Area (department code and description):</b> 0391 CHAIN LAKE DAM SPILLWAY UPGRADE	

Estimated Capital Cost:	Quantity	Unit Cost	Total Cost
Construction work	1.00	\$ 848,111.00	\$ 848,111.00
			\$ 0.00
			\$ 0.00
			\$ 0.00
			\$ 0.00
<b>Total Project Cost</b>			<b>\$ 848,111.00</b>

**Description of Project:**  
 Construction of the new spillway is required at Chain Lake Dam. The cost will be covered by Growing Communities Fund from Area H and from borrowing by the service users. Annual maintenance costs have yet to be determined depending on the completed construction project.

**Capital Expenditure Rational Strategic Importance (attach pages as required):**

New Infrastructure: <input type="radio"/>	Start Date (if approved) 1/15/24	Anticipated Completion Date 11/30/24
Replacement / Repair: <input checked="" type="radio"/>	Anticipated Service in Date 10/31/24	

**New Yearly Operating Expenses Attributed to the Capital Project:**

Year:	2024	2025	2026	2027	2028
Staffing:	\$ 0.00				
Maintenance:	\$ 0.00				
Reserve Replacement:					
Contracts:					
Annual Licensing Fees:					
Miscellaneous (specify):					
<b>Total Operating Costs:</b>	\$ 0.00	\$ 0.00	\$ 0.00	\$ 0.00	\$ 0.00

Verified by Department Manager:	Digitally signed by Liisa Bloomfield	<table border="1" style="width: 100%; border-collapse: collapse;"> <tr><td>Funding Source:</td><td> </td></tr> <tr><td>Capital Reserve:</td><td> </td></tr> <tr><td>Operating Reserve:</td><td> </td></tr> <tr><td>Federal Grant:</td><td> </td></tr> <tr><td>Provincial Grant:</td><td> </td></tr> <tr><td>Other Grant:</td><td> </td></tr> <tr><td>Donations:</td><td> </td></tr> <tr><td>Other (specify):</td><td> </td></tr> <tr><td>Borrowing</td><td style="text-align: right;">\$ 350,000.00</td></tr> <tr><td>Growing Communities Fund</td><td style="text-align: right;">\$ 498,111.00</td></tr> <tr><td><b>Must Equal Project Cost</b></td><td style="text-align: right;"><b>\$ 848,111.00</b></td></tr> </table>	Funding Source:		Capital Reserve:		Operating Reserve:		Federal Grant:		Provincial Grant:		Other Grant:		Donations:		Other (specify):		Borrowing	\$ 350,000.00	Growing Communities Fund	\$ 498,111.00	<b>Must Equal Project Cost</b>	<b>\$ 848,111.00</b>
Funding Source:																								
Capital Reserve:																								
Operating Reserve:																								
Federal Grant:																								
Provincial Grant:																								
Other Grant:																								
Donations:																								
Other (specify):																								
Borrowing	\$ 350,000.00																							
Growing Communities Fund	\$ 498,111.00																							
<b>Must Equal Project Cost</b>	<b>\$ 848,111.00</b>																							
Approved by CAO to Present to Board:																								
Project G/L Code (assigned by finance):	1-2-0391-5508																							
Capital Funding Request Number:	CFR #19																							





**Regional District of Okanagan-Similkameen  
2024-2038 Capital Financial Plan  
911 EMERGENCY CALL SYSTEM - 0401**

	2023 Budget	2024 Budget	2025 Budget	2026 Budget	2027 Budget	2028 Budget
<b>Funding</b>						
TRANSFER FROM CAPITAL RESERVE	272,000	-	-	-	-	-
TRANSFR FROM OPERATING RESERVE	1,783	29,721	15,442	15,905	16,382	16,874
DEBENTURE PROCEEDS		662,000	-	-	-	-
<b>Total Funding</b>	<b>\$ 273,783</b>	<b>\$ 691,721</b>	<b>\$ 15,442</b>	<b>\$ 15,905</b>	<b>\$ 16,382</b>	<b>\$ 16,874</b>
<b>Expense</b>						
SALARIES & WAGES		14,808	15,252	15,710	16,181	16,667
ADMINISTRATION CHARGES	1,783	14,913	190	195	201	207
TEL COMMUNICATION STUDY CF	97,000					
WILLOWBROOK 911 TOWER UPGRADE CF	100,000					
WILLOWBROOK 911 TOWER UPGRADE	35,000	-	-	-	-	-
EMERGENCY COMMUNICATIONS REPEATER SYSTEM	40,000	-	-	-	-	-
BLACKBURN COMMUNICATIONS SHELL UPGRADES		60,000	-	-	-	-
EAST GATE VHF STUDY		10,000	-	-	-	-
ERRIS & HAYES CREEK VHF REPEATER SYSTEM COVERAGE TEST AND ANALYSIS		57,000	-	-	-	-
IRIDIUM SATELITE PHONE TESTING		15,000	-	-	-	-
KEREMEOS DROP SITE TESTING		25,000	-	-	-	-
KEREMEOS PINCUSHION SITE-RELOCATION		120,000	-	-	-	-
OK FALLS VHF REPEATER RELOCATION		300,000	-	-	-	-
OLIVER DROP SITE TESTING		15,000	-	-	-	-
OSOYOOS VHF REPEATER STUDY		20,000	-	-	-	-
RADIO SITE SECURITY UPGRADES		25,000	-	-	-	-
STARLINK TEST		15,000	-	-	-	-
<b>Total Capital Expenses</b>	<b>\$ 273,783</b>	<b>\$ 691,721</b>	<b>\$ 15,442</b>	<b>\$ 15,905</b>	<b>\$ 16,382</b>	<b>\$ 16,874</b>



## Regional District of Okanagan-Similkameen Capital Funding Request

Prepared by: Sean Vaisler

Date Submitted: 8/30/23

<b>Project Purpose</b> Blakeburn Mountain (Tulameen) communication shelter renovation / upgrade	<b>Priority (check one)</b> Health & Safety: <input type="radio"/> Regulatory Requirement: <input type="radio"/> Replacement of Existing: <input type="radio"/> New Infrastructure: <input checked="" type="radio"/> Other: <input type="radio"/>
<b>Service Area (department code and description):</b> 2-0400	

Estimated Capital Cost:	Quantity	Unit Cost	Total Cost
Blakeburn Radio Tower Upgrade	1.00	\$ 35,000.00	\$ 35,000.00
Helicopter Support			\$25,000.00
			\$ 0.00
			\$ 0.00
			\$ 0.00
<b>Total Project Cost</b>			<b>\$60,000.00</b>

**Description of Project:**

Background: In 2023, Planetworks Consulting conducted a region-wide Emergency Radio Telecommunications Study to review the current 911 Dispatch radio system used by 18 Fire Departments. In 2017, the RDOS conducted a significant upgrade of the network following a similar 2012 Planetworks report that resulted in the Board borrowing funds to conduct upgrades to the network, which concluded in 2017. Since 2017, there has been significant growth in road rescue, medical first response, fire district response boundaries and the establishment of new Fire Departments within the region.

Project Description: The Blackburn Mountain (Tulameen) communications shell has faced significant damages throughout the years that have impacted the ability to mount antennas to the structure. The antenna was relocated as the roof was interfering with radio communications. The RDOS is proposing to conduct upgrades to the siding and roof of the building. Enabling the RDOS to re-mount the primary antenna to the facility. Due to the site's geographical location, the building upgrades will have FireSmart in mind in the event of a nearby fire to protect the equipment and systems. Access to the site has deteriorated throughout the years; the road is on crown-leased land and would require a permit and approvals to upgrade. This project would require helicopter support to sling equipment to the site if road access is not possible.

\$25,000 has been identified for Helicopter support.

**Capital Expenditure Rational Strategic Importance (attach pages as required):**

New Infrastructure: <input type="radio"/>	Start Date (if approved) 3/1/24	Anticipated Completion Date 6/1/24
Replacement / Repair: <input checked="" type="radio"/>	Anticipated Service in Date 6/1/24	

**New Yearly Operating Expenses Attributed to the Capital Project:**

Year:	2024				
Staffing:	\$ 0.00				
Maintenance:	\$ 0.00				
Reserve Replacement:	\$ 0.00				
Contracts:	\$ 60,000.00				
Annual Licensing Fees:	\$ 0.00				
Miscellaneous (specify):					
<b>Total Operating Costs:</b>	\$ 60,000.00	\$ 0.00	\$ 0.00	\$ 0.00	\$ 0.00

Verified by Department Manager:		Funding Source:
Approved by CAO to Present to Board:		Capital Reserve:
		Operating Reserve:
		Federal Grant:
		Provincial Grant:
		Other Grant:
Project G/L Code (assigned by finance):	1-2-0401-5504	Donations:
		Other (specify):
		Borrowing
Capital Funding Request Number:	CFR #35	\$ 60,000.00
		<b>Must Equal Project Cost</b>
		\$ 60,000.00



## Regional District of Okanagan-Similkameen Capital Funding Request

Prepared by: Sean Vaisler

Date Submitted: 8/30/23

**Project Purpose**

To conduct a VHF site test and analysis within the East Gate Fire District

**Priority (check one)**

Health & Safety: <input checked="" type="radio"/>	Regulatory Requirement: <input type="radio"/>
Replacement of Existing: <input type="radio"/>	New Infrastructure: <input type="radio"/>
Other: <input type="radio"/>	

**Service Area (department code and description):**

2-0400

**Estimated Capital Cost:**

Quantity	Unit Cost	Total Cost
Repeater/System & Drop Site Testing 1.00	\$ 10,000.00	\$ 10,000.00
_____	_____	\$ 0.00
_____	_____	\$ 0.00
_____	_____	\$ 0.00
_____	_____	\$ 0.00
<b>Total Project Cost</b>		<b>\$ 10,000.00</b>

**Description of Project:**

Background: In 2023, Planetworks Consulting conducted a region-wide Emergency Radio Telecommunications Study to review the current 911 Dispatch radio system used by 18 Fire Departments. In 2017, the RDOS conducted a significant upgrade of the network following a similar 2012 Planetworks report that resulted in the Board borrowing funds to conduct upgrades to the network, which concluded in 2017. Since 2017, there has been significant growth in road rescue, medical first response, fire district response boundaries and the establishment of new Fire Departments within the region.

Project Description: This Project will focus on conducting a study to identify VHF repeater system coverage tests and analysis for the department. The Study will inform the RDOS if the current tower located on the East Gate Fire Hall provides sufficient coverage for implementing a LTE Based ROIP Connection to Fire Dispatch.

**Capital Expenditure Rational Strategic Importance (attach pages as required):**

New Infrastructure: <input checked="" type="radio"/>	Start Date (if approved) 3/1/24	Anticipated Completion Date 6/1/24
Replacement / Repair: <input type="radio"/>	Anticipated Service in Date 6/1/24	

**New Yearly Operating Expenses Attributed to the Capital Project:**

Year:	2024				
Staffing:	\$ 0.00				
Maintenance:	\$ 0.00				
Reserve Replacement:	\$ 0.00				
Contracts:	\$ 10,000.00				
Annual Licensing Fees:	\$ 0.00				
Miscellaneous (specify):					
<b>Total Operating Costs:</b>	\$ 10,000.00	\$ 0.00	\$ 0.00	\$ 0.00	\$ 0.00

Verified by Department Manager: \_\_\_\_\_

Approved by CAO to Present to Board: \_\_\_\_\_

Project G/L Code (assigned by finance):

1-2-0401-5505

Capital Funding Request Number:

CFR #36

Funding Source:	
Capital Reserve:	_____
Operating Reserve:	_____
Federal Grant:	_____
Provincial Grant:	_____
Other Grant:	_____
Donations:	_____
Other (specify):	_____
Borrowing	\$ 10,000.00
<b>Must Equal Project Cost</b>	<b>\$ 10,000.00</b>





# Regional District of Okanagan-Similkameen Capital Funding Request

Prepared by: Sean Vaisler

Date Submitted: 8/30/23

<b>Project Purpose</b> To conduct a VHF site test and analysis within the Hays Creek and Erris Fire Response areas	<b>Priority (check one)</b> Health & Safety: <input checked="" type="radio"/> Replacement of Existing: <input type="radio"/> Other: <input type="radio"/> Regulatory Requirement: <input type="radio"/> New Infrastructure: <input type="radio"/>
<b>Service Area (department code and description):</b> 2-0400	

Estimated Capital Cost:	Quantity	Unit Cost	Total Cost
Combined Hays Creek/ Erris VHF coverage study	1.00	\$ 20,000.00	\$ 20,000.00
Hays Creek VHF Coverage Study	1.00	\$ 17,000.00	\$ 17,000.00
Erris Coverage Study	1.00	\$ 20,000.00	\$ 20,000.00
			\$ 0.00
			\$ 0.00
		<b>Total Project Cost</b>	<b>\$ 57,000.00</b>

**Description of Project:**

Background: In 2023, Planetworks Consulting conducted a region-wide Emergency Radio Telecommunications Study to review the current 911 Dispatch radio system used by 18 Fire Departments. In 2017, the RDOS conducted a significant upgrade of the network following a similar 2012 Planetworks report that resulted in the Board borrowing funds to conduct upgrades to the network, which concluded in 2017. Since 2017, there has been significant growth in road rescue, medical first response, fire district response boundaries and the establishment of new Fire Departments within the region.

Project Description: This Project will focus on three separate coverage studies to identify VHF repeater system that best fits the needs of Erris and Hays Creek Fire Department. The first two studies will include drive coverage testing and link measurements and make a general assessment of the location for tower and shelter implementation. The antenna height should be about 25m. The third test is a combined Hays Creek and Erris Fire Department coverage test from a proposed VHF repeater site located near Hays Creek; the coverage test will be similar to the individual tests. The recommendations from the three reports will provide direction to the RDOS if a single site or separate sites are required.

following the completion of this study, it is recommended the RDOS take steps to build a VHF Site to support both Hays Creek and Erris Fire Department.

**Capital Expenditure Rational Strategic Importance (attach pages as required):**

New Infrastructure: <input checked="" type="radio"/>	Start Date (if approved): 3/1/24	Anticipated Completion Date: 6/1/24
Replacement / Repair: <input type="radio"/>	Anticipated Service in Date: 6/1/24	

**New Yearly Operating Expenses Attributed to the Capital Project:**

Year:	2024				
Staffing:	\$ 0.00				
Maintenance:	\$ 0.00				
Reserve Replacement:	\$ 0.00				
Contracts:	\$ 57,000.00				
Annual Licensing Fees:	\$ 0.00				
Miscellaneous (specify):					
<b>Total Operating Costs:</b>	\$ 57,000.00	\$ 0.00	\$ 0.00	\$ 0.00	\$ 0.00

Verified by Department Manager: _____ Approved by CAO to Present to Board: _____ Project G/L Code (assigned by finance): 1-2-0401-5506 Capital Funding Request Number: CFR #37	<table border="1" style="width: 100%; border-collapse: collapse;"> <tr><td>Funding Source:</td><td>_____</td></tr> <tr><td>Capital Reserve:</td><td>_____</td></tr> <tr><td>Operating Reserve:</td><td>_____</td></tr> <tr><td>Federal Grant:</td><td>_____</td></tr> <tr><td>Provincial Grant:</td><td>_____</td></tr> <tr><td>Other Grant:</td><td>_____</td></tr> <tr><td>Donations:</td><td>_____</td></tr> <tr><td>Other (specify):</td><td>_____</td></tr> <tr><td>Borrowing</td><td style="text-align: right;">\$ 57,000.00</td></tr> <tr><td><b>Must Equal Project Cost</b></td><td style="text-align: right;"><b>\$ 57,000.00</b></td></tr> </table>	Funding Source:	_____	Capital Reserve:	_____	Operating Reserve:	_____	Federal Grant:	_____	Provincial Grant:	_____	Other Grant:	_____	Donations:	_____	Other (specify):	_____	Borrowing	\$ 57,000.00	<b>Must Equal Project Cost</b>	<b>\$ 57,000.00</b>
Funding Source:	_____																				
Capital Reserve:	_____																				
Operating Reserve:	_____																				
Federal Grant:	_____																				
Provincial Grant:	_____																				
Other Grant:	_____																				
Donations:	_____																				
Other (specify):	_____																				
Borrowing	\$ 57,000.00																				
<b>Must Equal Project Cost</b>	<b>\$ 57,000.00</b>																				



# Regional District of Okanagan-Similkameen Capital Funding Request

Prepared by: Sean Vaisler

Date Submitted: 8/30/23

**Project Purpose**  
to conduct a region wide pilot test of the Iridium Satellite Phone system.

**Priority (check one)**

Health & Safety:       Regulatory Requirement:

Replacement of Existing:       New Infrastructure:

Other:

**Service Area (department code and description):**  
2-0400

Estimated Capital Cost:	Quantity	Unit Cost	Total Cost
Iridium Satellite system test	1.00	\$ 15,000.00	\$ 15,000.00
			\$ 0.00
			\$ 0.00
			\$ 0.00
			\$ 0.00
<b>Total Project Cost</b>			<b>\$ 15,000.00</b>

**Description of Project:**

Background: In 2023, Planetworks Consulting conducted a region-wide Emergency Radio Telecommunications Study to review the current 911 Dispatch radio system used by 18 Fire Departments. In 2017, the RDOS conducted a significant upgrade of the network following a similar 2012 Planetworks report that resulted in the Board borrowing funds to conduct upgrades to the network, which concluded in 2017. Since 2017, there has been significant growth in road rescue, medical first response, fire district response boundaries and the establishment of new Fire Departments within the region. With significant gaps in communication through the RDOS in rural areas, a move to Satellite services may close the communication gap.

Project Description: A significant recommendation in the 2023 report indicated conducting a Pilot study of the Starlink, Iridium and Low ban networks. This pilot study will focus on the Iridium Satellite phone network for rural communities and road rescue zones. This Pilot test will require the RDOS to purchase several Iridium Satellite PTT handheld phones and conduct physical assessments of the response area for coverage. This network testing is anticipated to focus on rural Fire Departments that do not currently have a primary repeater network or significant communication challenges prior to remaining departments with better communication coverage.

**Capital Expenditure Rational Strategic Importance (attach pages as required):**

New Infrastructure:       Start Date (if approved) 6/1/24      Anticipated Completion Date 1/31/25

Replacement / Repair:       Anticipated Service in Date 6/1/25

**New Yearly Operating Expenses Attributed to the Capital Project:**

Year:	2024				
Staffing:	\$ 0.00				
Maintenance:	\$ 0.00				
Reserve Replacement:	\$ 0.00				
Contracts:	\$ 15,000.00				
Annual Licensing Fees:	\$ 0.00				
Miscellaneous (specify):					
<b>Total Operating Costs:</b>	<b>\$ 15,000.00</b>	<b>\$ 0.00</b>	<b>\$ 0.00</b>	<b>\$ 0.00</b>	<b>\$ 0.00</b>

Verified by Department Manager: _____  Approved by CAO to Present to Board: _____  Project G/L Code (assigned by finance): <u>1-2-0401-5507</u>  Capital Funding Request Number: <u>CFR #38</u>	<table border="1" style="width: 100%; border-collapse: collapse;"> <tr> <td><b>Funding Source:</b></td> <td>_____</td> </tr> <tr> <td>Capital Reserve:</td> <td>_____</td> </tr> <tr> <td>Operating Reserve:</td> <td>_____</td> </tr> <tr> <td>Federal Grant:</td> <td>_____</td> </tr> <tr> <td>Provincial Grant:</td> <td>_____</td> </tr> <tr> <td>Other Grant:</td> <td>_____</td> </tr> <tr> <td>Donations:</td> <td>_____</td> </tr> <tr> <td>Other (specify):</td> <td>_____</td> </tr> <tr> <td>Borrowing</td> <td style="text-align: right;">\$ 15,000.00</td> </tr> <tr> <td><b>Must Equal Project Cost</b></td> <td style="text-align: right;"><b>\$ 15,000.00</b></td> </tr> </table>	<b>Funding Source:</b>	_____	Capital Reserve:	_____	Operating Reserve:	_____	Federal Grant:	_____	Provincial Grant:	_____	Other Grant:	_____	Donations:	_____	Other (specify):	_____	Borrowing	\$ 15,000.00	<b>Must Equal Project Cost</b>	<b>\$ 15,000.00</b>
<b>Funding Source:</b>	_____																				
Capital Reserve:	_____																				
Operating Reserve:	_____																				
Federal Grant:	_____																				
Provincial Grant:	_____																				
Other Grant:	_____																				
Donations:	_____																				
Other (specify):	_____																				
Borrowing	\$ 15,000.00																				
<b>Must Equal Project Cost</b>	<b>\$ 15,000.00</b>																				







# Regional District of Okanagan-Similkameen Capital Funding Request

Prepared by: Sean Vaisler

Date Submitted: 8/30/23

**Project Purpose**  
to Relocate the existing Repeter on Pincushion Repeter site to the adjacent tower.

**Priority (check one)**

Health & Safety:       Regulatory Requirement:

Replacement of Existing:       New Infrastructure:

Other:

**Service Area (department code and description):**  
2-0400

Estimated Capital Cost:	Quantity	Unit Cost	Total Cost
Re-location	1.00	\$ 120,000.00	\$ 120,000.00
			\$ 0.00
			\$ 0.00
			\$ 0.00
			\$ 0.00
<b>Total Project Cost</b>			<b>\$ 120,000.00</b>

**Description of Project:**

Background: In 2023, Planetworks Consulting conducted a region-wide Emergency Radio Telecommunications Study to review the current 911 Dispatch radio system used by 18 Fire Departments. In 2017, the RDOS conducted a significant upgrade of the network following a similar 2012 Planetworks report that resulted in the Board borrowing funds to conduct upgrades to the network, which concluded in 2017. Since 2017, there has been significant growth in road rescue, medical first response, fire district response boundaries and the establishment of new Fire Departments within the region.

Project Description: This Project will relocate the 3-meter repeater antennas located on Pincushion Mountain (Keremeos) to the adjacent 30-meter tower owned by ROGERS. Relocating the antennas above ground level to above local terrain will significantly increase coverage to the Benchlands, Cawston, and Highway 3 towards Osoyoos and Heady. This project will require various tower assessments, co-location contracts, and earthworks to install conduit from the current communications shelter to the proposed tower. Initial tests from Planetworks show significant improvement to the system.

cost of project includes inflation

**Capital Expenditure Rational Strategic Importance (attach pages as required):**

New Infrastructure:       Start Date (if approved) 3/1/24      Anticipated Completion Date 9/1/25

Replacement / Repair:       Anticipated Service in Date 12/1/24

**New Yearly Operating Expenses Attributed to the Capital Project:**

Year:	2024	2025	2026	2027	2028
Staffing:	\$ 0.00				
Maintenance:		\$ 0.00			
Reserve Replacement:	\$ 0.00		\$ 0.00		\$ 0.00
Contracts:	\$ 120,000.00				
Annual Licensing Fees:	\$ 0.00	\$ 0.00			
Miscellaneous (specify):					\$ 0.00
<b>Total Operating Costs:</b>	<b>\$ 120,000.00</b>	<b>\$ 0.00</b>	<b>\$ 0.00</b>	<b>\$ 0.00</b>	<b>\$ 0.00</b>

<p>Verified by Department Manager: _____</p> <p>Approved by CAO to Present to Board: _____</p> <p>Project G/L Code (assigned by finance): 1-2-0401-5509</p> <p>Capital Funding Request Number: CFR #40</p>	<table border="1" style="width: 100%; border-collapse: collapse;"> <tr><td>Funding Source:</td><td> </td></tr> <tr><td>Capital Reserve:</td><td> </td></tr> <tr><td>Operating Reserve:</td><td> </td></tr> <tr><td>Federal Grant:</td><td> </td></tr> <tr><td>Provincial Grant:</td><td> </td></tr> <tr><td>Other Grant:</td><td> </td></tr> <tr><td>Donations:</td><td> </td></tr> <tr><td>Other (specify):</td><td> </td></tr> <tr><td>Borrowing</td><td style="text-align: right;">\$ 120,000.00</td></tr> <tr><td><b>Must Equal Project Cost</b></td><td style="text-align: right;"><b>\$ 120,000.00</b></td></tr> </table>	Funding Source:		Capital Reserve:		Operating Reserve:		Federal Grant:		Provincial Grant:		Other Grant:		Donations:		Other (specify):		Borrowing	\$ 120,000.00	<b>Must Equal Project Cost</b>	<b>\$ 120,000.00</b>
Funding Source:																					
Capital Reserve:																					
Operating Reserve:																					
Federal Grant:																					
Provincial Grant:																					
Other Grant:																					
Donations:																					
Other (specify):																					
Borrowing	\$ 120,000.00																				
<b>Must Equal Project Cost</b>	<b>\$ 120,000.00</b>																				





# Regional District of Okanagan-Similkameen Capital Funding Request

Prepared by: Sean Vaisler

Date Submitted: 8/30/23

**Project Purpose**  
OK Falls VHF Repeater Relocation to Peach Cliff & Greyledge sites

**Service Area (department code and description):**  
2-0400

**Priority (check one)**

Health & Safety:

Regulatory Requirement:

Replacement of Existing:

New Infrastructure:

Other:

Estimated Capital Cost:	Quantity	Unit Cost	Total Cost
OK Falls VHF Repeater Relocation to Peach Cliff & Greyledge sites	1.00	\$ 300,000.00	\$ 300,000.00
			\$ 0.00
			\$ 0.00
			\$ 0.00
			\$ 0.00
		<b>Total Project Cost</b>	<b>\$ 300,000.00</b>

**Description of Project:**

Background: In 2023, Planetworks Consulting conducted a region-wide Emergency Radio Telecommunications Study to review the current 911 Dispatch radio system used by 18 Fire Departments. In 2017, the RDOS conducted a significant upgrade of the network following a similar 2012 Planetworks report that resulted in the Board borrowing funds to conduct upgrades to the network, which concluded in 2017. Since 2017, there has been significant growth in road rescue, medical first response, fire district response boundaries and the establishment of new Fire Departments within the region. In 2023, the RDOS conducted \$30,000 in upgrades for the Osoyoos Fire Department to reduce radio cross crossover challenges with Anarchist Mountain Fire Department which was a successful upgrade.

Project Description: The current VHF repeater site at the OK Falls Fire Hall does not allow usable radio coverage on the east side of Peach Cliff Mountain, Heritage Hills and south of Vaseaux Lake and McLean Creek Road. The proposed project would be to relocate and co-locate at the Rogers Tower on Peach Cliff Mountain and Grey Leadge Mountain (RDOS Site in Kalden) to provide increased coverage for the Fire Department within their response zone. Planetworks Consulting, as part of the 2023 study, conducted testing of the OK Falls Fire Department zone and has recommended that Peach Cliff and Greyledge are suitable locations that will significantly increase coverage to the department. This project would require a re-location plan, new equipment and a co-location agreement with Rogers.

**Capital Expenditure Rational Strategic Importance (attach pages as required):**

New Infrastructure:  Start Date (if approved) **3/1/24** Anticipated Completion Date **6/1/24**

Replacement / Repair:  Anticipated Service in Date **6/1/24**

**New Yearly Operating Expenses Attributed to the Capital Project:**

Year:	2024				
Staffing:	\$ 0.00				
Maintenance:	\$ 0.00				
Reserve Replacement:	\$ 0.00				
Contracts:	\$ 300,000.00				
Annual Licensing Fees:	\$ 0.00				
Miscellaneous (specify):					
<b>Total Operating Costs:</b>	<b>\$ 300,000.00</b>	<b>\$ 0.00</b>	<b>\$ 0.00</b>	<b>\$ 0.00</b>	<b>\$ 0.00</b>

Verified by Department Manager:	_____	Funding Source:	_____
Approved by CAO to Present to Board:	_____	Capital Reserve:	_____
Project G/L Code (assigned by finance):	1-2-0401-5510	Operating Reserve:	_____
Capital Funding Request Number:	CFR #41	Federal Grant:	_____
		Provincial Grant:	_____
		Other Grant:	_____
		Donations:	_____
		Other (specify):	_____
		Borrowing	\$ 300,000.00
		<b>Must Equal Project Cost</b>	<b>\$ 300,000.00</b>





## Regional District of Okanagan-Similkameen Capital Funding Request

Prepared by: Sean Vaister

Date Submitted: 8/30/23

Project Purpose	Priority (check one)	
To conduct a VHF drop site test and analysis within the Oliver Fire District	Health & Safety: <input checked="" type="radio"/>	Regulatory Requirement: <input type="radio"/>
Service Area (department code and description): 2-0400	Replacement of Existing: <input type="radio"/>	New Infrastructure: <input type="radio"/>
	Other: <input type="radio"/>	

Estimated Capital Cost:	Quantity	Unit Cost	Total Cost
Repeater/System & Drop Site	1.00	\$ 15,000.00	\$ 15,000.00
			\$ 0.00
			\$ 0.00
			\$ 0.00
			\$ 0.00
			\$ 0.00
Total Project Cost			\$ 15,000.00

**Description of Project:**

Background: In 2023, Planetworks Consulting conducted a region-wide Emergency Radio Telecommunications Study to review the current 911 Dispatch radio system used by 18 Fire Departments. In 2017, the RDOS conducted a significant upgrade of the network following a similar 2012 Planetworks report that resulted in the Board borrowing funds to conduct upgrades to the network, which concluded in 2017. Since 2017, there has been significant growth in road rescue, medical first response, fire district response boundaries and the establishment of new Fire Departments within the region.

Project Description: This project will focus on a site study and analysis of the Eastern flank of the Oliver Fire Department Road Rescue area, specifically on Nk'Mip Road and Sportsman Bowl Road.. This project will require hiring a contractor to conduct a site assessment to provide a physical location for a suitable site for a drop site for a VHF "booster."

Capital Expenditure Rational Strategic Importance (attach pages as required):			
New Infrastructure: <input checked="" type="radio"/>	Start Date (if approved) 3/1/24	Anticipated Completion Date 6/1/24	
Replacement / Repair: <input type="radio"/>	Anticipated Service in Date 6/1/24		

New Yearly Operating Expenses Attributed to the Capital Project:					
Year:	2024				
Staffing:	\$ 0.00				
Maintenance:	\$ 0.00				
Reserve Replacement:	\$ 0.00				
Contracts:	\$ 15,000.00				
Annual Licensing Fees:	\$ 0.00				
Miscellaneous (specify):					
<b>Total Operating Costs:</b>	\$ 15,000.00	\$ 0.00	\$ 0.00	\$ 0.00	\$ 0.00

Verified by Department Manager: _____  Approved by CAO to Present to Board: _____  Project G/L Code (assigned by finance): 1-2-0401-5511  Capital Funding Request Number: CFR #42	<table border="1" style="width: 100%; border-collapse: collapse;"> <tr><td style="font-size: small;">Funding Source:</td><td> </td></tr> <tr><td style="font-size: small;">Capital Reserve:</td><td> </td></tr> <tr><td style="font-size: small;">Operating Reserve:</td><td> </td></tr> <tr><td style="font-size: small;">Federal Grant:</td><td> </td></tr> <tr><td style="font-size: small;">Provincial Grant:</td><td> </td></tr> <tr><td style="font-size: small;">Other Grant:</td><td> </td></tr> <tr><td style="font-size: small;">Donations:</td><td> </td></tr> <tr><td style="font-size: small;">Other (specify):</td><td> </td></tr> <tr><td style="font-size: small;">Borrowing</td><td style="text-align: right;">\$ 15,000.00</td></tr> <tr><td style="font-size: small;">Must Equal Project Cost</td><td style="text-align: right;">\$ 15,000.00</td></tr> </table>	Funding Source:		Capital Reserve:		Operating Reserve:		Federal Grant:		Provincial Grant:		Other Grant:		Donations:		Other (specify):		Borrowing	\$ 15,000.00	Must Equal Project Cost	\$ 15,000.00
Funding Source:																					
Capital Reserve:																					
Operating Reserve:																					
Federal Grant:																					
Provincial Grant:																					
Other Grant:																					
Donations:																					
Other (specify):																					
Borrowing	\$ 15,000.00																				
Must Equal Project Cost	\$ 15,000.00																				



# Regional District of Okanagan-Similkameen Capital Funding Request

Prepared by: Sean Vaisler

Date Submitted: 8/30/23

**Project Purpose**  
Osoyoos Fire Department VHF Repeter system Coverage Test

**Priority (check one)**

Health & Safety:	<input checked="" type="radio"/>	Regulatory Requirement:	<input type="radio"/>
Replacement of Existing:	<input type="radio"/>	New Infrastructure:	<input type="radio"/>
Other:	<input type="radio"/>		

**Service Area (department code and description):**

2-0400

**Estimated Capital Cost:**

Quantity	Unit Cost	Total Cost
Osoyoos Fire Department VHF Repeter system Coverage Test	1.00	\$ 20,000.00
_____	_____	\$ 0.00
_____	_____	\$ 0.00
_____	_____	\$ 0.00
_____	_____	\$ 0.00
<b>Total Project Cost</b>		<b>\$ 20,000.00</b>

**Description of Project:**

Background: In 2023, Planetworks Consulting conducted a region-wide Emergency Radio Telecommunications Study to review the current 911 Dispatch radio system used by 18 Fire Departments. In 2017, the RDOS conducted a significant upgrade of the network following a similar 2012 Planetworks report that resulted in the Board borrowing funds to conduct upgrades to the network, which concluded in 2017. Since 2017, there has been significant growth in road rescue, medical first response, fire district response boundaries and the challenges with Anarchist Mountain Fire Department which was a successful upgrade.

Project Description: The current repeater site is at the Telus Sasquatch site on Anarchist Mountain; this location does not allow usable handled radio coverage on the west side of the mountain base areas, including the Cottages (NE of Osoyoos). There is a new Rogers tower with high-level predictions that would be a suitable location. A radio study and analysis are required to confirm if this site would provide increased coverage. If the Study proves beneficial, we should re-locate the Osoyoos radio system to the proposed Rogers site.

**Capital Expenditure Rational Strategic Importance (attach pages as required):**

New Infrastructure:	<input type="radio"/>	Start Date (if approved)	3/1/24	Anticipated Completion Date	6/1/24
Replacement / Repair:	<input checked="" type="radio"/>	Anticipated Service in Date	6/1/24		

**New Yearly Operating Expenses Attributed to the Capital Project:**

Year:	2024				
Staffing:	\$ 0.00				
Maintenance:	\$ 0.00				
Reserve Replacement:	\$ 0.00				
Contracts:	\$ 20,000.00				
Annual Licensing Fees:	\$ 0.00				
Miscellaneous (specify):					
<b>Total Operating Costs:</b>	\$ 20,000.00	\$ 0.00	\$ 0.00	\$ 0.00	\$ 0.00

Verified by Department Manager: \_\_\_\_\_

Approved by CAO to Present to Board: \_\_\_\_\_

Project G/L Code (assigned by finance):

1-2-0401-5512

Capital Funding Request Number:

CFR #43

Funding Source:	
Capital Reserve:	
Operating Reserve:	
Federal Grant:	
Provincial Grant:	
Other Grant:	
Donations:	
Other (specify):	
Borrowing	\$ 20,000.00
<b>Must Equal Project Cost</b>	<b>\$ 20,000.00</b>







## Regional District of Okanagan-Similkameen Capital Funding Request

Prepared by: Sean Vaisler

Date Submitted: 8/30/23

<b>Project Purpose</b> to conduct a region wide pilot test of the Starlink mobile Satellite system	<b>Priority (check one)</b> Health & Safety: <input checked="" type="radio"/> Regulatory Requirement: <input type="radio"/> Replacement of Existing: <input type="radio"/> New Infrastructure: <input type="radio"/> Other: <input type="radio"/>
<b>Service Area (department code and description):</b> 2-0400	

Estimated Capital Cost:	Quantity	Unit Cost	Total Cost
Starlink Test	1.00	\$ 15,000.00	\$ 15,000.00
			\$ 0.00
			\$ 0.00
			\$ 0.00
			\$ 0.00
<b>Total Project Cost</b>			<b>\$ 15,000.00</b>

**Description of Project:**

Background: In 2023, Planetworks Consulting conducted a region-wide Emergency Radio Telecommunications Study to review the current 911 Dispatch radio system used by 18 Fire Departments. In 2017, the RDOS conducted a significant upgrade of the network following a similar 2012 Planetworks report that resulted in the Board borrowing funds to conduct upgrades to the network, which concluded in 2017. Since 2017, there has been significant growth in road rescue, medical first response, fire district response boundaries and the establishment of new Fire Departments within the region. With significant gaps in communication through the RDOS in rural areas, a move to Satellite services may close the communication gap.

Project Description: A significant recommendation in the 2023 report indicated conducting a Pilot study of the Starlink, Iridium and Low ban networks. This pilot study will focus on the Starlink Satellite system network for rural communities and road rescue zones. This Pilot test will require the RDOS to purchase several Starlink mobile units and conduct physical assessments of the response area for coverage. This network testing is anticipated to focus on rural Fire Departments that do not currently have a primary repeater network or significant communication challenges prior to remaining departments with better communication coverage. The test will include Data services in addition to communication for future upgrades for mobile computer-aided dispatch and mapping systems.

**Capital Expenditure Rational Strategic Importance (attach pages as required):**

New Infrastructure: <input checked="" type="radio"/>	Start Date (if approved) 6/1/24	Anticipated Completion Date 1/31/25
Replacement / Repair: <input type="radio"/>	Anticipated Service in Date 6/1/25	

**New Yearly Operating Expenses Attributed to the Capital Project:**

Year:	2024				
Staffing:	\$ 0.00				
Maintenance:	\$ 0.00				
Reserve Replacement:	\$ 0.00				
Contracts:	\$ 15,000.00				
Annual Licensing Fees:	\$ 0.00				
Miscellaneous (specify):					
<b>Total Operating Costs:</b>	<b>\$ 15,000.00</b>	<b>\$ 0.00</b>	<b>\$ 0.00</b>	<b>\$ 0.00</b>	<b>\$ 0.00</b>

Verified by Department Manager: _____ Approved by CAO to Present to Board: _____ Project G/L Code (assigned by finance): 1-2-0401-5514 Capital Funding Request Number: CFR #45	<table border="1" style="width: 100%; border-collapse: collapse;"> <tr><td>Funding Source:</td><td>_____</td></tr> <tr><td>Capital Reserve:</td><td>_____</td></tr> <tr><td>Operating Reserve:</td><td>_____</td></tr> <tr><td>Federal Grant:</td><td>_____</td></tr> <tr><td>Provincial Grant:</td><td>_____</td></tr> <tr><td>Other Grant:</td><td>_____</td></tr> <tr><td>Donations:</td><td>_____</td></tr> <tr><td>Other (specify):</td><td>_____</td></tr> <tr><td>Borrowing</td><td style="text-align: right;">\$ 15,000.00</td></tr> <tr><td><b>Must Equal Project Cost</b></td><td style="text-align: right;"><b>\$ 15,000.00</b></td></tr> </table>	Funding Source:	_____	Capital Reserve:	_____	Operating Reserve:	_____	Federal Grant:	_____	Provincial Grant:	_____	Other Grant:	_____	Donations:	_____	Other (specify):	_____	Borrowing	\$ 15,000.00	<b>Must Equal Project Cost</b>	<b>\$ 15,000.00</b>
Funding Source:	_____																				
Capital Reserve:	_____																				
Operating Reserve:	_____																				
Federal Grant:	_____																				
Provincial Grant:	_____																				
Other Grant:	_____																				
Donations:	_____																				
Other (specify):	_____																				
Borrowing	\$ 15,000.00																				
<b>Must Equal Project Cost</b>	<b>\$ 15,000.00</b>																				



**Regional District of Okanagan-Similkameen  
2024-2038 Capital Financial Plan  
EMERGENCY PLANNING - 0411**

	2023 Budget	2024 Budget	2025 Budget	2026 Budget	2027 Budget	2028 Budget
<b>Funding</b>						
TRANSFR FROM OPERATING RESERVE	61,902	14,046	14,468	14,902	15,348	15,809
<b>Total Funding</b>	<u>\$ 61,902</u>	<u>\$ 14,046</u>	<u>\$ 14,468</u>	<u>\$ 14,902</u>	<u>\$ 15,348</u>	<u>\$ 15,809</u>
<b>Expense</b>						
SALARIES & WAGES		13,874	14,290	14,719	15,160	15,615
ADMINISTRATION CHARGES	1,902	172	178	183	188	194
HYBRID SUV	60,000	-	-	-	-	-
<b>Total Capital Expenses</b>	<u>\$ 61,902</u>	<u>\$ 14,046</u>	<u>\$ 14,468</u>	<u>\$ 14,902</u>	<u>\$ 15,348</u>	<u>\$ 15,809</u>



**Regional District of Okanagan-Similkameen  
2024-2038 Capital Financial Plan  
INFORMATION SERVICES - 0601**

	2023 Budget	2024 Budget	2025 Budget	2026 Budget	2027 Budget	2028 Budget
<b>Funding</b>						
COMMUNITY WORKS GAS TAX	-	-	-	-	-	-
TRANSFER FROM CAPITAL RESERVE	576,782	249,000	-	-	-	-
TRANSFR FROM OPERATING RESERVE	251,500	255,000	-	-	-	-
PROVINCIAL GRANTS	-	-	-	-	-	-
DONATIONS	-	-	-	-	-	-
<b>Total Funding</b>	<b>\$ 828,282</b>	<b>\$ 504,000</b>	<b>\$ -</b>	<b>\$ -</b>	<b>\$ -</b>	<b>\$ -</b>
<b>Expense</b>						
INFRASTRUCTURE EQUIPMENT UPGRADE/REPLACEMENT CF	172,782	-	-	-	-	-
COPIER/MFP REPLACEMENT/UPGRADE CF	25,000	-	-	-	-	-
REPLACE 65 LAN WIRIGN DROPS TO CAT 6A CF	25,000	25,000	-	-	-	-
REPLACE 65 LAN WIRIGN DROPS TO CAT 6A	-	-	-	-	-	-
UPS REPLACEMENTS CF	18,000	8,000	-	-	-	-
SERVER REPLACEMENT CF	16,000	16,000	-	-	-	-
NETWORK INFRASTRUCTURE 176 MAIN CF	165,000	-	-	-	-	-
VIDEO CONFERRENCE UPGRADES CF	61,500	-	-	-	-	-
MAIN BUILDING ANNEX 1 & 2 BUILDING - DATA WIRING CF	25,000	25,000	-	-	-	-
MAIN BUILDING ANNEX 1 & 2 BUILDING - SERVER UPGRADE CF	10,000	10,000	-	-	-	-
WORKSTATION / LAPTOP UPGRADES CF	20,000	-	-	-	-	-
MAIN BUILDING ANNEX 1 & 2 BUILDING - LAN SWITCHS CF	20,000	20,000	-	-	-	-
WAN INFRASTRUCTURE PHASE 2 CF	50,000	50,000	-	-	-	-
SECURITY PANEL UPGRADES / 30 SITES CF	120,000	120,000	-	-	-	-
IS NETWORKING INFRASTRUCTURE	100,000	-	-	-	-	-
WORK STATIONS	-	150,000	-	-	-	-
DATA CENTER EQUIPMENT	-	30,000	-	-	-	-
DATA CENTER STORAGE	-	50,000	-	-	-	-
<b>Total Capital Expenses</b>	<b>\$ 828,282</b>	<b>\$ 504,000</b>	<b>\$ -</b>	<b>\$ -</b>	<b>\$ -</b>	<b>\$ -</b>







## Regional District of Okanagan-Similkameen Capital Funding Request

Prepared by: \_\_\_\_\_

Date Submitted: 10/27/23

<b>Project Purpose</b>	<b>Priority (check one)</b>	
Data Center Equipment	Health & Safety: <input type="radio"/>	Regulatory Requirement: <input type="radio"/>
	Replacement of Existing: <input type="radio"/>	New Infrastructure: <input type="radio"/>
<b>Service Area (department code and description):</b>	Other: <input checked="" type="radio"/>	

Estimated Capital Cost:	Quantity	Unit Cost	Total Cost
	1.00	\$ 30,000.00	\$ 30,000.00
	_____	_____	\$ 0.00
	_____	_____	\$ 0.00
	_____	_____	\$ 0.00
	_____	_____	\$ 0.00
		<b>Total Project Cost</b>	<b>\$ 30,000.00</b>

**Description of Project:**  
Total for Data Center Equipment as needed

**Capital Expenditure Rational Strategic Importance (attach pages as required):**

New Infrastructure: <input checked="" type="radio"/>	Start Date (if approved)	Anticipated Completion Date
Replacement / Repair: <input type="radio"/>	Anticipated Service in Date	

**New Yearly Operating Expenses Attributed to the Capital Project:**

Year:					
Staffing:					
Maintenance:					
Reserve Replacement:					
Contracts:					
Annual Licensing Fees:					
Miscellaneous (specify):					
<b>Total Operating Costs:</b>	\$ 0.00	\$ 0.00	\$ 0.00	\$ 0.00	\$ 0.00

Verified by Department Manager: _____  Approved by CAO to Present to Board: _____  Project G/L Code (assigned by finance): 1-2-0601-5517  Capital Funding Request Number: CFR #84	<table border="1" style="width: 100%; border-collapse: collapse;"> <tr><td>Funding Source:</td><td>_____</td></tr> <tr><td>Capital Reserve:</td><td>_____</td></tr> <tr><td>Operating Reserve:</td><td style="text-align: right;">\$ 30,000.00</td></tr> <tr><td>Federal Grant:</td><td>_____</td></tr> <tr><td>Provincial Grant:</td><td>_____</td></tr> <tr><td>Other Grant:</td><td>_____</td></tr> <tr><td>Donations:</td><td>_____</td></tr> <tr><td>Other (specify):</td><td>_____</td></tr> <tr><td>_____</td><td>_____</td></tr> <tr><td>_____</td><td>_____</td></tr> <tr><td><b>Must Equal Project Cost</b></td><td style="text-align: right;"><b>\$ 30,000.00</b></td></tr> </table>	Funding Source:	_____	Capital Reserve:	_____	Operating Reserve:	\$ 30,000.00	Federal Grant:	_____	Provincial Grant:	_____	Other Grant:	_____	Donations:	_____	Other (specify):	_____	_____	_____	_____	_____	<b>Must Equal Project Cost</b>	<b>\$ 30,000.00</b>
Funding Source:	_____																						
Capital Reserve:	_____																						
Operating Reserve:	\$ 30,000.00																						
Federal Grant:	_____																						
Provincial Grant:	_____																						
Other Grant:	_____																						
Donations:	_____																						
Other (specify):	_____																						
_____	_____																						
_____	_____																						
<b>Must Equal Project Cost</b>	<b>\$ 30,000.00</b>																						





## Regional District of Okanagan-Similkameen Capital Funding Request

Prepared by: \_\_\_\_\_

Date Submitted: 10/27/23

<b>Project Purpose</b>	<b>Priority (check one)</b>	
Data Center Storage	Health & Safety: <input type="radio"/>	Regulatory Requirement: <input type="radio"/>
	Replacement of Existing: <input type="radio"/>	New Infrastructure: <input type="radio"/>
<b>Service Area (department code and description):</b>	Other: <input checked="" type="radio"/>	

Estimated Capital Cost:	Quantity	Unit Cost	Total Cost
	1.00	\$ 50,000.00	\$ 50,000.00
			\$ 0.00
			\$ 0.00
			\$ 0.00
			\$ 0.00
		<b>Total Project Cost</b>	<b>\$ 50,000.00</b>

**Description of Project:**  
Data Center Storage hardware

**Capital Expenditure Rational Strategic Importance (attach pages as required):**

New Infrastructure:  Start Date (if approved) \_\_\_\_\_ Anticipated Completion Date \_\_\_\_\_

Replacement / Repair:  Anticipated Service in Date \_\_\_\_\_

**New Yearly Operating Expenses Attributed to the Capital Project:**

Year:					
Staffing:					
Maintenance:					
Reserve Replacement:					
Contracts:					
Annual Licensing Fees:					
Miscellaneous (specify):					
<b>Total Operating Costs:</b>	\$ 0.00	\$ 0.00	\$ 0.00	\$ 0.00	\$ 0.00

Verified by Department Manager: _____	Funding Source:	_____
Approved by CAO to Present to Board: _____	Capital Reserve:	_____
	Operating Reserve:	\$ 50,000.00
	Federal Grant:	_____
Project G/L Code (assigned by finance): 1-2-0601-5518	Provincial Grant:	_____
	Other Grant:	_____
	Donations:	_____
	Other (specify):	_____
Capital Funding Request Number: CFR #85	Must Equal Project Cost	\$ 50,000.00



**Regional District of Okanagan-Similkameen  
2024-2038 Capital Financial Plan  
FIRE PROTECTION - KEREMEOS AREAS "B" & "G" - 1101**

	2023 Budget	2024 Budget	2025 Budget	2026 Budget	2027 Budget	2028 Budget
<b>Funding</b>						
TRANSFER FROM CAPITAL RESERVE	35,376	80,000	-	-	-	-
GROWING COMMUNITIES FUND		448,111	-	-	-	-
TRANSFER FROM OPERATING RESERVE	13,154	351,141	565,717	106,634	45,554	47,375
DEBENTURE PROCEEDS		-	5,000,000	600,000	-	-
<b>Total Funding</b>	<b>\$ 48,530</b>	<b>\$ 879,252</b>	<b>\$ 5,565,717</b>	<b>\$ 706,634</b>	<b>\$ 45,554</b>	<b>\$ 47,375</b>
<b>Expense</b>						
ADMINISTRATION CHARGES	230	11,141	524,117	63,370	559	581
CAPITAL EXPENDITURES		-	5,000,000	600,000	-	-
LAND ACQUISITION CF	-	300,000				
REPLACE EXTERIOR WOODEN DOORS CF	4,000					
REPLACE OLD EXTERIOR STAIRS CF	10,000					
HALL RELOCATION STUDY CF		35,000				
HALL RELOCATION STUDY		45,000	-	-	-	-
FIRE DEPARTMENT INFRASTRUCTURE		448,111	-	-	-	-
FIREFIGHTING EQUIPMENT CF	5,155					
FIREFIGHTING EQUIPMENT	5,145	15,000	15,600	16,224	16,873	17,548
TURNOUT GEAR CF	16,221					
TURNOUT GEAR	7,779	25,000	26,000	27,040	28,122	29,246
<b>Total Capital Expenses</b>	<b>\$ 48,530</b>	<b>\$ 879,252</b>	<b>\$ 5,565,717</b>	<b>\$ 706,634</b>	<b>\$ 45,554</b>	<b>\$ 47,375</b>



## Regional District of Okanagan-Similkameen Capital Funding Request

Prepared by: *Jordy Bosscha*

Date Submitted: **10/2/23**

<b>Project Purpose</b>	<b>Priority (check one)</b>	
Firefighting Equipment Replacement	Health & Safety: <input type="radio"/>	Regulatory Requirement: <input type="radio"/>
	Replacement of Existing: <input checked="" type="radio"/>	New Infrastructure: <input type="radio"/>
<b>Service Area (department code and description):</b>	Other: <input type="radio"/>	
Defined areas of B & G and Village of Keremeos - 1100		

Estimated Capital Cost:	Quantity	Unit Cost	Total Cost
1.5" x 50" fire hose	10.00	\$ 218.00	\$ 2,180.00
2.5" x 50" fire hose	5.00	\$ 338.00	\$ 1,690.00
Holmatro Ram	1.00	\$ 11,000.00	\$ 11,000.00
Misc	1.00	\$ 130.00	\$ 130.00
		\$ 0.00	\$ 0.00
		<b>Total Project Cost</b>	<b>\$ 15,000.00</b>

**Description of Project:**  
Replacement of damaged, worn out fire hose and Auto extrication 'RAM'

**Capital Expenditure Rational Strategic Importance (attach pages as required):**

New Infrastructure: <input type="radio"/>	Start Date (if approved) <b>1/9/24</b>	Anticipated Completion Date <b>11/15/24</b>
Replacement / Repair: <input checked="" type="radio"/>	Anticipated Service in Date <b>8/15/24</b>	

**New Yearly Operating Expenses Attributed to the Capital Project:**

Year:	2024	2025	2026	2027	2028
Staffing:					
Maintenance:					
Reserve Replacement:					
Contracts:					
Annual Licensing Fees:					
Miscellaneous (specify):					
Annual equipment, hose and tool maintenance / certification	\$ 12,000.00	\$ 12,600.00	\$ 13,230.00	\$ 13,890.00	\$ 14,580.00
<b>Total Operating Costs:</b>	<b>\$ 12,000.00</b>	<b>\$ 12,600.00</b>	<b>\$ 13,230.00</b>	<b>\$ 13,890.00</b>	<b>\$ 14,580.00</b>

Verified by Department Manager:	<i>Jordy Bosscha</i> Signer ID: STNAPN6HOM	Funding Source:	
Approved by CAO to Present to Board:		Capital Reserve:	
		Operating Reserve:	\$ 15,000.00
Project G/L Code (assigned by finance):	1101-5630	Federal Grant:	
		Provincial Grant:	
		Other Grant:	
		Donations:	
Capital Funding Request Number:	CFR #60	Other (specify):	
		Must Equal Project Cost	\$ 15,000.00





## Regional District of Okanagan-Similkameen Capital Funding Request

Prepared by: *Jordy Bosscha*

Date Submitted: 10/2/23

<b>Project Purpose</b>	<b>Priority (check one)</b>	
Structure and Wildland turnout Gear Replacement	Health & Safety: <input type="radio"/>	Regulatory Requirement: <input type="radio"/>
	Replacement of Existing: <input checked="" type="radio"/>	New Infrastructure: <input type="radio"/>
<b>Service Area (department code and description):</b>	Other: <input type="radio"/>	
Defined areas of B & G and Village of Keremeos - 1100		

Estimated Capital Cost:	Quantity	Unit Cost	Total Cost
Structure turnout Jacket - 2023 pricing	4.00	\$ 2,505.00	\$ 10,020.00
Structure turnout pants	4.00	\$ 1,612.00	\$ 6,448.00
FR coveralls	5.00	\$ 198.00	\$ 990.00
Wildland turnout Jacket	10.00	\$ 299.00	\$ 2,990.00
Wildland turnout pants	10.00	\$ 254.00	\$ 2,540.00
		<b>Total Project Cost</b>	<b>\$ 22,988.00</b>

**Description of Project:**  
 Replacement of damaged, worn or timed out Structure and Wildland turnout gear.  
 Gear has a maximum 10 year service life.

**Capital Expenditure Rational Strategic Importance (attach pages as required):**

New Infrastructure: <input type="radio"/>	Start Date (if approved) <b>3/22/24</b>	Anticipated Completion Date <b>12/31/24</b>
Replacement / Repair: <input checked="" type="radio"/>	Anticipated Service in Date	

**New Yearly Operating Expenses Attributed to the Capital Project:**

Year:	2024	2025	2026	2027	2028
Staffing:					
Maintenance:					
Reserve Replacement:					
Contracts:					
Annual Licensing Fees:					
Miscellaneous (specify):					
Cleaning, Inspection & Repairs for all TOG as needed or at a minimum annually	\$ 5,600.00	\$ 5,880.00	\$ 6,172.00	\$ 6,480.00	\$ 6,810.00
<b>Total Operating Costs:</b>	<b>\$ 5,600.00</b>	<b>\$ 5,880.00</b>	<b>\$ 6,172.00</b>	<b>\$ 6,480.00</b>	<b>\$ 6,810.00</b>

Verified by Department Manager:	<u><i>Jordy Bosscha</i></u> Signer ID: STNAPN6HOM	Funding Source:
Approved by CAO to Present to Board:		Capital Reserve:
		Operating Reserve:
		Federal Grant:
		Provincial Grant:
		Other Grant:
Project G/L Code (assigned by finance):	1101-5632	Donations:
		Other (specify):
Capital Funding Request Number:	CFR #61	Must Equal Project Cost
		\$ 22,988.00



**Regional District of Okanagan-Similkameen  
2024-2038 Capital Financial Plan  
FIRE PROTECTION - OK FALLS - 1201**

	2023 Budget	2024 Budget	2025 Budget	2026 Budget	2027 Budget	2028 Budget
<b>Funding</b>						
COMMUNITY WORKS GAS TAX	70,000	-	-	-	-	-
TRANSFER FROM CAPITAL RESERVE	476,750	114,207	50,405	51,413	54,724	55,818
TRANSFR FROM OPERATING RESERVE	13,643	1,695	706	720	767	782
DEBENTURE PROCEEDS	30,000	-	-	-	-	-
<b>Total Funding</b>	<b>\$ 590,393</b>	<b>\$ 115,902</b>	<b>\$ 51,111</b>	<b>\$ 52,133</b>	<b>\$ 55,491</b>	<b>\$ 56,600</b>
<b>Expense</b>						
ADMINISTRATION CHARGES	13,643	1,695	706	720	767	782
FIRE HALL CONSTRUCTION CF	19,865	-	-	-	-	-
FIRE HALL CONSTRUCTION CF	178,264	-	-	-	-	-
FIREFIGHTING EQUIPMENT	26,530	74,999	27,467	28,016	29,860	30,457
FIREFIGHTING HOSES	9,020	9,200	9,338	9,525	10,152	10,355
PROTECTIVE EQUIPMENT	11,594	13,008	12,063	12,304	13,049	13,310
FOREST SERVICE EQUIPMENT	1,477	2,000	1,537	1,568	1,663	1,696
ROOF REPLACEMENT/IMPROVMENT	30,000	-	-	-	-	-
SCBA PACKS	220,000	-	-	-	-	-
BOAT	80,000	-	-	-	-	-
REDI-RACK (PPE STORAGE)	-	15,000	-	-	-	-
<b>Total Capital Expenses</b>	<b>\$ 590,393</b>	<b>\$ 115,902</b>	<b>\$ 51,111</b>	<b>\$ 52,133</b>	<b>\$ 55,491</b>	<b>\$ 56,600</b>



## Regional District of Okanagan-Similkameen Capital Funding Request

Prepared by:

Date Submitted: **OCT 13/23**

**Project Purpose**  
SEE **Firefighting Equipment**  
ATTACHED

**Priority (check one)**

Health & Safety:       Regulatory Requirement:

Replacement of Existing:       New Infrastructure:

Other:

**Service Area (department code and description):**  
1-2-1201 5630

Estimated Capital Cost:	Quantity	Unit Cost	Total Cost
			\$ 0.00
			\$ 0.00
			\$ 0.00
			\$ 0.00
			\$ 0.00
<b>Total Project Cost</b>			<b>\$74,999.00</b>

**Description of Project:**

1) COMPRESSOR TO FILL SCBA'S	34,675
2) HAND HELD PORTABLE RADIOS	13,794
3) EQUIPMENT AS NEEDED	26,530
	74,999

**Capital Expenditure Rational Strategic Importance (attach pages as required):**

New Infrastructure:       Start Date (if approved)      Anticipated Completion Date

Replacement / Repair:       Anticipated Service in Date

**New Yearly Operating Expenses Attributed to the Capital Project:**

Year:					
Staffing:					
Maintenance:					
Reserve Replacement:					
Contracts:					
Annual Licensing Fees:					
Miscellaneous (specify):					
<b>Total Operating Costs:</b>	\$ 0.00	\$ 0.00	\$ 0.00	\$ 0.00	\$ 0.00

Verified by Department Manager:		<b>Funding Source:</b>	
Approved by CAO to Present to Board:		Capital Reserve:	<b>\$74,999.00</b>
Project G/L Code (assigned by finance):	<b>1-2-1201-5630</b>	Operating Reserve:	
Capital Funding Request Number:	<b>CFR #62</b>	Federal Grant:	
		Provincial Grant:	
		Other Grant:	
		Donations:	
		Other (specify):	
		Must Equal Project Cost	<b>\$74,999.00</b>





## Regional District of Okanagan-Similkameen Capital Funding Request

Prepared by:

Date Submitted: Oct 13/23

<b>Project Purpose</b> <p style="font-size: 1.2em; text-align: center;">FIRE FIGHTING HOSES</p>	<b>Priority (check one)</b> Health & Safety: <input type="radio"/> Replacement of Existing: <input type="radio"/> Other: <input checked="" type="radio"/>	Regulatory Requirement: <input type="radio"/> New Infrastructure: <input type="radio"/>
<b>Service Area (department code and description):</b> <p style="font-size: 1.2em; text-align: center;">1-2-1201-5631</p>		

Estimated Capital Cost:	Quantity	Unit Cost	Total Cost
	_____	_____	\$ 0.00
	_____	_____	\$ 0.00
	_____	_____	\$ 0.00
	_____	_____	\$ 0.00
	_____	_____	\$ 0.00
<b>Total Project Cost</b>			<b>\$9,200.00</b>

**Description of Project:**

NEW HOSES                      9,200

**Capital Expenditure Rational Strategic Importance (attach pages as required):**

New Infrastructure: <input checked="" type="radio"/>	Start Date (if approved)	Anticipated Completion Date
Replacement / Repair: <input type="radio"/>	Anticipated Service in Date	

**New Yearly Operating Expenses Attributed to the Capital Project:**

Year:					
Staffing:					
Maintenance:					
Reserve Replacement:					
Contracts:					
Annual Licensing Fees:					
Miscellaneous (specify):					
<b>Total Operating Costs:</b>	\$ 0.00	\$ 0.00	\$ 0.00	\$ 0.00	\$ 0.00

Verified by Department Manager:		Funding Source:	
Approved by CAO to Present to Board:		Capital Reserve:	<b>\$9,200.00</b>
		Operating Reserve:	
		Federal Grant:	
		Provincial Grant:	
Project G/L Code (assigned by finance):	1-2-1201-5631	Other Grant:	
		Donations:	
		Other (specify):	
Capital Funding Request Number:	CFR #63	Must Equal Project Cost	<b>\$9,200.00</b>



## Regional District of Okanagan-Similkameen Capital Funding Request

Prepared by:

Date Submitted: **09/13/23**

<b>Project Purpose</b> <div style="font-size: 24px; font-weight: bold; text-align: center;">PROTECTIVE EQUIPMENT</div>	<b>Priority (check one)</b> Health & Safety: <input type="radio"/> Regulatory Requirement: <input type="radio"/> Replacement of Existing: <input type="radio"/> New Infrastructure: <input type="radio"/> Other: <input checked="" type="radio"/>
<b>Service Area (department code and description):</b> <div style="font-size: 24px; font-weight: bold;">1-2-1201-5632</div>	

Estimated Capital Cost:	Quantity	Unit Cost	Total Cost
			\$ 0.00
			\$ 0.00
			\$ 0.00
			\$ 0.00
			\$ 0.00
<b>Total Project Cost</b>			\$13,008.00

**Description of Project:**

NEW  
 PROTECTIVE  
 EQUIPMENT

13,008

**Capital Expenditure Rational Strategic Importance (attach pages as required):**

New Infrastructure: <input checked="" type="radio"/>	Start Date (if approved)	Anticipated Completion Date
Replacement / Repair: <input type="radio"/>	Anticipated Service in Date	

**New Yearly Operating Expenses Attributed to the Capital Project:**

Year:					
Staffing:					
Maintenance:					
Reserve Replacement:					
Contracts:					
Annual Licensing Fees:					
Miscellaneous (specify):					
<b>Total Operating Costs:</b>	\$ 0.00	\$ 0.00	\$ 0.00	\$ 0.00	\$ 0.00

Verified by Department Manager: Approved by CAO to Present to Board: Project G/L Code (assigned by finance): <span style="border: 1px solid red; padding: 2px;">1-2-1201-5632</span> Capital Funding Request Number: <span style="border: 1px solid red; padding: 2px;">CFR #64</span>	<b>Funding Source:</b> Capital Reserve: <span style="border: 1px solid red; padding: 2px;">\$13,008.00</span> Operating Reserve: Federal Grant: Provincial Grant: Other Grant: Donations: Other (specify):	Must Equal Project Cost <span style="border: 1px solid red; padding: 2px;">\$13,008.00</span>
---	---	---





## Regional District of Okanagan-Similkameen Capital Funding Request

Prepared by:

Date Submitted: 0013/23

**Project Purpose**  
FOREST SERVICE  
EQUIPMENT

**Priority (check one)**

Health & Safety:       Regulatory Requirement:

Replacement of Existing:       New Infrastructure:

Other:

**Service Area (department code and description):**  
1-2-1201-5635

Estimated Capital Cost:	Quantity	Unit Cost	Total Cost
			\$ 0.00
			\$ 0.00
			\$ 0.00
			\$ 0.00
			\$ 0.00
<b>Total Project Cost</b>			<b>\$2,000.00</b>

**Description of Project:**  
NEW FOREST SERVICE EQUIPMENT      2,000

**Capital Expenditure Rational Strategic Importance (attach pages as required):**

New Infrastructure:       Start Date (if approved)      Anticipated Completion Date

Replacement / Repair:       Anticipated Service in Date

**New Yearly Operating Expenses Attributed to the Capital Project:**

Year:					
Staffing:					
Maintenance:					
Reserve Replacement:					
Contracts:					
Annual Licensing Fees:					
Miscellaneous (specify):					
<b>Total Operating Costs:</b>	\$ 0.00	\$ 0.00	\$ 0.00	\$ 0.00	\$ 0.00

Verified by Department Manager:	<u>[Signature]</u>	Funding Source:	
Approved by CAO to Present to Board:		Capital Reserve:	<b>\$2,000.00</b>
Project G/L Code (assigned by finance):	<b>1-2-1201-5635</b>	Operating Reserve:	
Capital Funding Request Number:	<b>CFR #65</b>	Federal Grant:	
		Provincial Grant:	
		Other Grant:	
		Donations:	
		Other (specify):	
		Must Equal Project Cost	<b>\$2,000.00</b>



## Regional District of Okanagan-Similkameen Capital Funding Request

Prepared by:

Date Submitted: Oct 13/23

**Project Purpose**  
REDI - RACK  
(P/E STORAGE)

**Priority (check one)**

Health & Safety:       Regulatory Requirement:

Replacement of Existing:       New Infrastructure:

Other:

**Service Area (department code and description):**  
NEW PROJECT

Estimated Capital Cost:	Quantity	Unit Cost	Total Cost
			\$ 0.00
			\$ 0.00
			\$ 0.00
			\$ 0.00
			\$ 0.00
<b>Total Project Cost</b>			<b>\$15,000.00</b>

**Description of Project:**  
REDI. RACK  
(P/E STORAGE)      15,000

**Capital Expenditure Rational Strategic Importance (attach pages as required):**

New Infrastructure:       Start Date (if approved)      Anticipated Completion Date

Replacement / Repair:       Anticipated Service in Date

**New Yearly Operating Expenses Attributed to the Capital Project:**

Year:					
Staffing:					
Maintenance:					
Reserve Replacement:					
Contracts:					
Annual Licensing Fees:					
Miscellaneous (specify):					
<b>Total Operating Costs:</b>	\$ 0.00	\$ 0.00	\$ 0.00	\$ 0.00	\$ 0.00

Verified by Department Manager:		<b>Funding Source:</b>	
Approved by CAO to Present to Board:		Capital Reserve:	<b>\$15,000.00</b>
Project G/L Code (assigned by finance):	<b>1-2-1201-5639</b>	Operating Reserve:	
Capital Funding Request Number:	<b>CFR #66</b>	Federal Grant:	
		Provincial Grant:	
		Other Grant:	
		Donations:	
		Other (specify):	
		Must Equal Project Cost	<b>\$15,000.00</b>



**Regional District of Okanagan-Similkameen  
2024-2038 Capital Financial Plan  
FIRE PROTECTION - COALMONT/TULAMEEN - 1401**

	2023 Budget	2024 Budget	2025 Budget	2026 Budget	2027 Budget	2028 Budget
<b>Funding</b>						
COMMUNITY WORKS GAS TAX	85,000	-	-	-	-	-
TRANSFER FROM CAPITAL RESERVE	51,611	49,831	50,703	52,225	53,791	54,867
TRANSFER FROM GAS TAX	-	-	-	-	-	-
TRANSFER FROM OPERATING RESERVE	-	10,119	623	642	661	674
<b>Total Funding</b>	<b>\$ 136,611</b>	<b>\$ 59,950</b>	<b>\$ 51,326</b>	<b>\$ 52,867</b>	<b>\$ 54,452</b>	<b>\$ 55,541</b>
<b>Expense</b>						
ADMINISTRATION CHARGES	3,819	605	623	642	661	674
BREATHING APPARATUS CF		10,119				
BREATHING APPARATUS	\$ 29,932	30,830	31,755	32,708	33,689	34,363
FIREFIGHTING EQUIPMENT	\$ 15,759	16,232	16,719	17,221	17,737	18,092
HOSES	\$ 2,101	2,164	2,229	2,296	2,365	2,412
FIRE HALL CF	\$ 85,000	-	-	-	-	-
<b>Total Capital Expenses</b>	<b>\$ 136,611</b>	<b>\$ 59,950</b>	<b>\$ 51,326</b>	<b>\$ 52,867</b>	<b>\$ 54,452</b>	<b>\$ 55,541</b>





## Regional District of Okanagan-Similkameen Capital Funding Request

Prepared by: \_\_\_\_\_

Date Submitted: 10/13/23

<b>Project Purpose</b>	<b>Priority (check one)</b>	
Breathing Apparatus	Health & Safety: <input type="radio"/>	Regulatory Requirement: <input type="radio"/>
	Replacement of Existing: <input type="radio"/>	New Infrastructure: <input type="radio"/>
<b>Service Area (department code and description):</b>	Other: <input checked="" type="radio"/>	
1401 - Coalmont / Tulameen Fire Protection		

Estimated Capital Cost:	Quantity	Unit Cost	Total Cost
Breathing Apparatus - multiple	1.00	\$ 30,830.00	\$ 30,830.00
_____	_____	_____	\$ 0.00
_____	_____	_____	\$ 0.00
_____	_____	_____	\$ 0.00
_____	_____	_____	\$ 0.00
		<b>Total Project Cost</b>	<b>\$ 30,830.00</b>

**Description of Project:**  
For Breathing Apparatus as required throughout the year. Not broken down by individual items above. Just listing the full budget amount required for the year.

**Capital Expenditure Rational Strategic Importance (attach pages as required):**

New Infrastructure: <input checked="" type="radio"/>	Start Date (if approved)	Anticipated Completion Date
Replacement / Repair: <input type="radio"/>		Anticipated Service in Date

**New Yearly Operating Expenses Attributed to the Capital Project:**

Year:					
Staffing:					
Maintenance:					
Reserve Replacement:					
Contracts:					
Annual Licensing Fees:					
Miscellaneous (specify):					
<b>Total Operating Costs:</b>	\$ 0.00	\$ 0.00	\$ 0.00	\$ 0.00	\$ 0.00

Verified by Department Manager: _____ Approved by CAO to Present to Board: _____ Project G/L Code (assigned by finance): 1401-5500 Capital Funding Request Number: CFR #57	<table border="1" style="width: 100%; border-collapse: collapse;"> <tr> <td>Funding Source:</td> <td></td> </tr> <tr> <td>Capital Reserve:</td> <td style="text-align: right;">\$ 30,830.00</td> </tr> <tr> <td>Operating Reserve:</td> <td></td> </tr> <tr> <td>Federal Grant:</td> <td></td> </tr> <tr> <td>Provincial Grant:</td> <td></td> </tr> <tr> <td>Other Grant:</td> <td></td> </tr> <tr> <td>Donations:</td> <td></td> </tr> <tr> <td>Other (specify):</td> <td></td> </tr> <tr> <td></td> <td></td> </tr> <tr> <td></td> <td></td> </tr> <tr> <td><b>Must Equal Project Cost</b></td> <td style="text-align: right;"><b>\$ 30,830.00</b></td> </tr> </table>	Funding Source:		Capital Reserve:	\$ 30,830.00	Operating Reserve:		Federal Grant:		Provincial Grant:		Other Grant:		Donations:		Other (specify):						<b>Must Equal Project Cost</b>	<b>\$ 30,830.00</b>
Funding Source:																							
Capital Reserve:	\$ 30,830.00																						
Operating Reserve:																							
Federal Grant:																							
Provincial Grant:																							
Other Grant:																							
Donations:																							
Other (specify):																							
<b>Must Equal Project Cost</b>	<b>\$ 30,830.00</b>																						



## Regional District of Okanagan-Similkameen Capital Funding Request

Prepared by: \_\_\_\_\_

Date Submitted: 10/13/23

<b>Project Purpose</b>	<b>Priority (check one)</b>	
Firefighting Equipment	Health & Safety: <input type="radio"/>	Regulatory Requirement: <input type="radio"/>
	Replacement of Existing: <input type="radio"/>	New Infrastructure: <input type="radio"/>
<b>Service Area (department code and description):</b>	Other: <input checked="" type="radio"/>	
1401 - Coalmont / Tulameen Fire Protection		

Estimated Capital Cost:	Quantity	Unit Cost	Total Cost
Firefighting Equipment	1.00	\$ 16,232.00	\$ 16,232.00
_____	_____	_____	\$ 0.00
_____	_____	_____	\$ 0.00
_____	_____	_____	\$ 0.00
_____	_____	_____	\$ 0.00
		<b>Total Project Cost</b>	<b>\$ 16,232.00</b>

**Description of Project:**  
 For Firefighting Equipment as required throughout the year. Not broken down by individual items above. Just listing the full budget amount required for the year.

**Capital Expenditure Rational Strategic Importance (attach pages as required):**

New Infrastructure: <input checked="" type="radio"/>	Start Date (if approved) _____	Anticipated Completion Date _____
Replacement / Repair: <input type="radio"/>	Anticipated Service in Date _____	

**New Yearly Operating Expenses Attributed to the Capital Project:**

Year:					
Staffing:					
Maintenance:					
Reserve Replacement:					
Contracts:					
Annual Licensing Fees:					
Miscellaneous (specify):					
<b>Total Operating Costs:</b>	\$ 0.00	\$ 0.00	\$ 0.00	\$ 0.00	\$ 0.00

Verified by Department Manager: _____  Approved by CAO to Present to Board: _____  Project G/L Code (assigned by finance): <u>1401-5630</u>  Capital Funding Request Number: <u>CFR #58</u>	<table border="1" style="width: 100%; border-collapse: collapse;"> <tr> <td style="width: 50%;">Funding Source:</td> <td style="width: 50%;"></td> </tr> <tr> <td>Capital Reserve:</td> <td style="text-align: right;">\$ 16,232.00</td> </tr> <tr> <td>Operating Reserve:</td> <td></td> </tr> <tr> <td>Federal Grant:</td> <td></td> </tr> <tr> <td>Provincial Grant:</td> <td></td> </tr> <tr> <td>Other Grant:</td> <td></td> </tr> <tr> <td>Donations:</td> <td></td> </tr> <tr> <td>Other (specify):</td> <td></td> </tr> <tr> <td></td> <td></td> </tr> <tr> <td><b>Must Equal Project Cost</b></td> <td style="text-align: right;"><b>\$ 16,232.00</b></td> </tr> </table>	Funding Source:		Capital Reserve:	\$ 16,232.00	Operating Reserve:		Federal Grant:		Provincial Grant:		Other Grant:		Donations:		Other (specify):				<b>Must Equal Project Cost</b>	<b>\$ 16,232.00</b>
Funding Source:																					
Capital Reserve:	\$ 16,232.00																				
Operating Reserve:																					
Federal Grant:																					
Provincial Grant:																					
Other Grant:																					
Donations:																					
Other (specify):																					
<b>Must Equal Project Cost</b>	<b>\$ 16,232.00</b>																				



## Regional District of Okanagan-Similkameen Capital Funding Request

Prepared by: \_\_\_\_\_

Date Submitted: 10/13/23

<b>Project Purpose</b>	<b>Priority (check one)</b>	
Hoses	Health & Safety: <input type="radio"/>	Regulatory Requirement: <input type="radio"/>
	Replacement of Existing: <input type="radio"/>	New Infrastructure: <input type="radio"/>
<b>Service Area (department code and description):</b>	Other: <input checked="" type="radio"/>	
1401 - Coalmont / Tulameen Fire Protection		

Estimated Capital Cost:	Quantity	Unit Cost	Total Cost
Hoses	1.00	\$ 2,164.00	\$ 2,164.00
			\$ 0.00
			\$ 0.00
			\$ 0.00
			\$ 0.00
<b>Total Project Cost</b>			<b>\$ 2,164.00</b>

**Description of Project:**  
 For Hoses as required throughout the year. Not broken down by individual items above. Just listing the full budget amount required for the year.

**Capital Expenditure Rational Strategic Importance (attach pages as required):**

New Infrastructure: <input checked="" type="radio"/>	Start Date (if approved)	Anticipated Completion Date
Replacement / Repair: <input type="radio"/>	Anticipated Service in Date	

**New Yearly Operating Expenses Attributed to the Capital Project:**

Year:					
Staffing:					
Maintenance:					
Reserve Replacement:					
Contracts:					
Annual Licensing Fees:					
Miscellaneous (specify):					
<b>Total Operating Costs:</b>	\$ 0.00	\$ 0.00	\$ 0.00	\$ 0.00	\$ 0.00

Verified by Department Manager: _____  Approved by CAO to Present to Board: _____  Project G/L Code (assigned by finance): 1401-5631  Capital Funding Request Number: CFR # 59	<table border="1" style="width: 100%; border-collapse: collapse;"> <tr> <td><b>Funding Source:</b></td> <td></td> </tr> <tr> <td>Capital Reserve:</td> <td style="text-align: right;">\$ 2,164.00</td> </tr> <tr> <td>Operating Reserve:</td> <td></td> </tr> <tr> <td>Federal Grant:</td> <td></td> </tr> <tr> <td>Provincial Grant:</td> <td></td> </tr> <tr> <td>Other Grant:</td> <td></td> </tr> <tr> <td>Donations:</td> <td></td> </tr> <tr> <td>Other (specify):</td> <td></td> </tr> <tr> <td> </td> <td></td> </tr> <tr> <td> </td> <td></td> </tr> <tr> <td><b>Must Equal Project Cost</b></td> <td style="text-align: right;"><b>\$ 2,164.00</b></td> </tr> </table>	<b>Funding Source:</b>		Capital Reserve:	\$ 2,164.00	Operating Reserve:		Federal Grant:		Provincial Grant:		Other Grant:		Donations:		Other (specify):						<b>Must Equal Project Cost</b>	<b>\$ 2,164.00</b>
<b>Funding Source:</b>																							
Capital Reserve:	\$ 2,164.00																						
Operating Reserve:																							
Federal Grant:																							
Provincial Grant:																							
Other Grant:																							
Donations:																							
Other (specify):																							
<b>Must Equal Project Cost</b>	<b>\$ 2,164.00</b>																						





**Regional District of Okanagan-Similkameen**  
**2024-2038 Capital Financial Plan**  
**FIRE PROTECTION - WILLOWBROOK - 1501**

	2023 Budget	2024 Budget	2025 Budget	2026 Budget	2027 Budget	2028 Budget
<b>Funding</b>						
COMMUNITY WORKS GAS TAX	650,000	-	-	-	-	-
TRANSFER FROM CAPITAL RESERVE	42,374	-	-	-	-	-
TRANSFER FROM GAS TAX	-	641,635	-	-	-	-
GROWING COMMUNITIES FUND	-	98,111	-	-	-	-
TRANSFR FROM OPERATING RESERVE	190,249	13,493	-	-	-	-
<b>Total Funding</b>	<b>\$ 882,623</b>	<b>\$ 753,239</b>	<b>\$ -</b>	<b>\$ -</b>	<b>\$ -</b>	<b>\$ -</b>
<b>Expense</b>						
ADMINISTRATION CHARGES	8,623	3,493	-	-	-	-
EQUIPMENT	-	10,000	-	-	-	-
FIREHALL CF	350,000	331,960	-	-	-	-
FIREHALL	50,000	158,111	-	-	-	-
SCBA	144,000	-	-	-	-	-
BUSH TRUCK	80,000	-	-	-	-	-
WATER TENDER CF	250,000	249,675	-	-	-	-
COMMAND / DUTY TRUCK	-	-	-	-	-	-
<b>Total Capital Expenses</b>	<b>\$ 882,623</b>	<b>\$ 753,239</b>	<b>\$ -</b>	<b>\$ -</b>	<b>\$ -</b>	<b>\$ -</b>



# Regional District of Okanagan-Similkameen

## Capital Funding Request

Prepared by: T. Jancus

Date Submitted: Sept 29, 2023

**Project Purpose**  
- DUTY TRUCK FOR WFD.

**Priority (check one)**

Health & Safety:       Regulatory Requirement:

Replacement of Existing:       New Infrastructure:

Other:

**Service Area (department code and description):**  
5644

Estimated Capital Cost:	Quantity	Unit Cost	Total Cost
	<u>1</u>	<u>100,000.00</u>	<u>\$0.00 100,000.00</u>
			\$ 0.00
			\$ 0.00
			\$ 0.00
			\$ 0.00
			\$ 0.00
		<b>Total Project Cost</b>	<b>\$ 0.00</b>

**Description of Project:**

**Capital Expenditure Rational Strategic Importance (attach pages as required):**

New Infrastructure:       Start Date (if approved) JAN, 2024      Anticipated Completion Date JUNE 2024

Replacement / Repair:       Anticipated Service in Date JUNE 2024.

**New Yearly Operating Expenses Attributed to the Capital Project:**

Year:					
Staffing:					
Maintenance:					
Reserve Replacement:					
Contracts:					
Annual Licensing Fees:		<u>2,000</u>			
Miscellaneous (specify):	<u>FUEL</u>	<u>1500</u>			
	<u>OIL CHANGE</u>	<u>500</u>			
<b>Total Operating Costs:</b>		<u>4000</u>	\$ 0.00	\$ 0.00	\$ 0.00

Verified by Department Manager:	<u>Tony Jancus</u>	Funding Source:	
Approved by CAO to Present to Board:		Capital Reserve:	
Project G/L Code (assigned by finance):	<u>5644</u>	Operating Reserve:	<input checked="" type="checkbox"/>
Capital Funding Request Number:	<u>CFR #48</u>	Federal Grant:	
		Provincial Grant:	
		Other Grant:	
		Donations:	
		Other (specify):	
		Must Equal Project Cost	<u>100,000</u>





**Regional District of Okanagan-Similkameen  
2024-2038 Capital Financial Plan  
FIRE PROTECTION - KALEDEN - 1601**

	2023 Budget	2024 Budget	2025 Budget	2026 Budget	2027 Budget	2028 Budget
<b>Funding</b>						
TRANSFER FROM CAPITAL RESERVE	358,000	404,000	51,000	62,350	54,106	55,188
GROWING COMMUNITIES FUND		100,000	-	-	-	-
TRANSFER FROM OPERATING RESERVE	64,246	64,177	634	998	672	686
<b>Total Funding</b>	<b>\$ 422,246</b>	<b>\$ 568,177</b>	<b>\$ 51,634</b>	<b>\$ 63,348</b>	<b>\$ 54,778</b>	<b>\$ 55,874</b>
<b>Expense</b>						
ADMINISTRATION CHARGES	14,246	14,177	634	818	672	686
<b>PUMPER TRUCK CF</b>						
PUMPER TRUCK	200,000	404,000	-	-	-	-
FIRE FIGHTING EQUIPMENT	48,000	50,000	51,000	52,530	54,106	55,188
TRAINING GROUND DEVELOPMENT	110,000	100,000	-	10,000	-	-
BUSH TRUCK	50,000	-	-	-	-	-
MISC HALL UPGRADES	-	-	-	-	-	-
CEPF GRANT EXPENSE	-	-	-	-	-	-
<b>Total Capital Expenses</b>	<b>\$ 422,246</b>	<b>\$ 568,177</b>	<b>\$ 51,634</b>	<b>\$ 63,348</b>	<b>\$ 54,778</b>	<b>\$ 55,874</b>



## Regional District of Okanagan-Similkameen Capital Funding Request

Prepared by: \_\_\_\_\_

Date Submitted: 10/18/23

**Project Purpose**

Pumper Truck

**Priority (check one)**Health & Safety: Regulatory Requirement: Replacement of Existing: New Infrastructure: Other: **Service Area (department code and description):**

1601 - Fire Protection Kaleden

**Estimated Capital Cost:**

Quantity	Unit Cost	Total Cost
Pumper Truck	1.00	\$ 250,000.00
		\$ 0.00
		\$ 0.00
		\$ 0.00
		\$ 0.00
<b>Total Project Cost</b>		<b>\$ 250,000.00</b>

**Description of Project:**

Remaining funds required to cover the purchase of the Pumper Truck started in 2023.

\$200,000 in 2023 (unpaid portion carried forward to 2024)

\$250,000 in 2024

**Capital Expenditure Rational Strategic Importance (attach pages as required):**New Infrastructure: 

Start Date (if approved) \_\_\_\_\_

Anticipated Completion Date \_\_\_\_\_

Replacement / Repair: 

Anticipated Service in Date \_\_\_\_\_

**New Yearly Operating Expenses Attributed to the Capital Project:**

Year:					
Staffing:					
Maintenance:					
Reserve Replacement:					
Contracts:					
Annual Licensing Fees:					
Miscellaneous (specify):					
<b>Total Operating Costs:</b>	\$ 0.00	\$ 0.00	\$ 0.00	\$ 0.00	\$ 0.00

Verified by Department Manager: \_\_\_\_\_

Approved by CAO to Present to Board: \_\_\_\_\_

Project G/L Code (assigned by finance):

1-2-1601-5500

Capital Funding Request Number:

CFR #67

Funding Source:

Capital Reserve: \_\_\_\_\_

\$ 250,000.00

Operating Reserve: \_\_\_\_\_

Federal Grant: \_\_\_\_\_

Provincial Grant: \_\_\_\_\_

Other Grant: \_\_\_\_\_

Donations: \_\_\_\_\_

Other (specify): \_\_\_\_\_

Must Equal Project Cost

\$ 250,000.00



## Regional District of Okanagan-Similkameen Capital Funding Request

Prepared by: \_\_\_\_\_

Date Submitted: \_\_\_\_\_

<b>Project Purpose</b>	<b>Priority (check one)</b>	
Fire Fighting Equipment	Health & Safety: <input type="radio"/>	Regulatory Requirement: <input type="radio"/>
	Replacement of Existing: <input type="radio"/>	New Infrastructure: <input type="radio"/>
<b>Service Area (department code and description):</b>	Other: <input checked="" type="radio"/>	
1601 - Fire Protection Kaleden		

Estimated Capital Cost:	Quantity	Unit Cost	Total Cost
Fire Fighting Equipment as needed	1.00	\$ 50,000.00	\$ 50,000.00
_____	_____	_____	\$ 0.00
_____	_____	_____	\$ 0.00
_____	_____	_____	\$ 0.00
_____	_____	_____	\$ 0.00
		<b>Total Project Cost</b>	<b>\$ 50,000.00</b>

**Description of Project:**  
Budget for Annual Equipment purchases as required. Not listing individual items above, only the full budget amount for 2024. For both replacement and new equipment.

**Capital Expenditure Rational Strategic Importance (attach pages as required):**

New Infrastructure: <input checked="" type="radio"/>	Start Date (if approved) _____	Anticipated Completion Date _____
Replacement / Repair: <input type="radio"/>	Anticipated Service in Date _____	

**New Yearly Operating Expenses Attributed to the Capital Project:**

Year:					
Staffing:					
Maintenance:					
Reserve Replacement:					
Contracts:					
Annual Licensing Fees:					
Miscellaneous (specify):					
<b>Total Operating Costs:</b>	\$ 0.00	\$ 0.00	\$ 0.00	\$ 0.00	\$ 0.00

Verified by Department Manager: _____  Approved by CAO to Present to Board: _____  Project G/L Code (assigned by finance): <u>1-2-1601-5501</u>  Capital Funding Request Number: <u>CFR #68</u>	<table border="1" style="width: 100%; border-collapse: collapse;"> <tr> <td style="width: 50%;">Funding Source:</td> <td style="width: 50%;"></td> </tr> <tr> <td>Capital Reserve:</td> <td style="text-align: right;">\$ 50,000.00</td> </tr> <tr> <td>Operating Reserve:</td> <td></td> </tr> <tr> <td>Federal Grant:</td> <td></td> </tr> <tr> <td>Provincial Grant:</td> <td></td> </tr> <tr> <td>Other Grant:</td> <td></td> </tr> <tr> <td>Donations:</td> <td></td> </tr> <tr> <td>Other (specify):</td> <td></td> </tr> <tr> <td></td> <td></td> </tr> <tr> <td><b>Must Equal Project Cost</b></td> <td style="text-align: right;"><b>\$ 50,000.00</b></td> </tr> </table>	Funding Source:		Capital Reserve:	\$ 50,000.00	Operating Reserve:		Federal Grant:		Provincial Grant:		Other Grant:		Donations:		Other (specify):				<b>Must Equal Project Cost</b>	<b>\$ 50,000.00</b>
Funding Source:																					
Capital Reserve:	\$ 50,000.00																				
Operating Reserve:																					
Federal Grant:																					
Provincial Grant:																					
Other Grant:																					
Donations:																					
Other (specify):																					
<b>Must Equal Project Cost</b>	<b>\$ 50,000.00</b>																				



**Regional District of Okanagan-Similkameen  
2024-2038 Capital Financial Plan  
FIRE PROTECTION - NARAMATA - 1701**

	2023 Budget	2024 Budget	2025 Budget	2026 Budget	2027 Budget	2028 Budget
<b>Funding</b>						
COMMUNITY WORKS GAS TAX	-	-	50,000	-	-	-
TRANSFER FROM CAPITAL RESERVE	171,473	99,314	90,890	71,850	63,142	64,005
DEBENTURE PROCEEDS	522,874	-	-	-	-	-
TRANSFR FROM OPERATING RESERVE	2,271	61,090	49,501	867	758	768
Donations	48,000	-	-	-	-	-
<b>Total Funding</b>	<b>\$ 744,618</b>	<b>\$ 160,404</b>	<b>\$ 190,391</b>	<b>\$ 72,717</b>	<b>\$ 63,900</b>	<b>\$ 64,773</b>
<b>Expense</b>						
ADMINISTRATION CHARGES	2,271	1,090	3,681	867	758	768
SATELITE FIRE HALL CONSTRUCTION CF	188,000	59,594				
	10,000	10,000				
BUSH TRUCK CF	163,837					
WATER TENDER CF	285,000					
STORAGE ROOM ADDITION		50,000	-	-	-	-
FIRE HALL ROOF REPLACEMENT		-	50,910	-	-	-
TRAINING PROP		-	119,000	-	-	-
FIREFIGTING EQUIPMENT	45,000	21,200	11,800	32,250	22,990	23,450
PPE	35,300	10,600	5,000	31,250	31,600	31,832
VEHICLE MODIFICATIONS	15,210	7,920	-	8,350	8,552	8,723
<b>Total Capital Expenses</b>	<b>\$ 744,618</b>	<b>\$ 160,404</b>	<b>\$ 190,391</b>	<b>\$ 72,717</b>	<b>\$ 63,900</b>	<b>\$ 64,773</b>





# Regional District of Okanagan-Similkameen Capital Funding Request

Prepared by: \_\_\_\_\_

Date Submitted: 10/27/23

<b>Project Purpose</b>	<b>Priority (check one)</b>	
Storage Room Addition	Health & Safety: <input type="radio"/>	Regulatory Requirement: <input type="radio"/>
	Replacement of Existing: <input type="radio"/>	New Infrastructure: <input type="radio"/>
<b>Service Area (department code and description):</b>	Other: <input checked="" type="radio"/>	
Naramatta FD		

Estimated Capital Cost:	Quantity	Unit Cost	Total Cost
	1.00	\$ 50,000.00	\$ 50,000.00
			\$ 0.00
			\$ 0.00
			\$ 0.00
			\$ 0.00
		<b>Total Project Cost</b>	<b>\$ 50,000.00</b>

**Description of Project:**  
Addition of a storage room to the hall

**Capital Expenditure Rational Strategic Importance (attach pages as required):**

New Infrastructure: <input checked="" type="radio"/>	Start Date (if approved): _____	Anticipated Completion Date: _____
Replacement / Repair: <input type="radio"/>	Anticipated Service in Date: _____	

**New Yearly Operating Expenses Attributed to the Capital Project:**

Year:					
Staffing:					
Maintenance:					
Reserve Replacement:					
Contracts:					
Annual Licensing Fees:					
Miscellaneous (specify):					
<b>Total Operating Costs:</b>	\$ 0.00	\$ 0.00	\$ 0.00	\$ 0.00	\$ 0.00

Verified by Department Manager: _____  Approved by CAO to Present to Board: _____  Project G/L Code (assigned by finance): 1701-5506  Capital Funding Request Number: CFR #73	<table border="1" style="width: 100%; border-collapse: collapse;"> <tr> <td>Funding Source:</td> <td>_____</td> </tr> <tr> <td>Capital Reserve:</td> <td>_____</td> </tr> <tr> <td>Operating Reserve:</td> <td style="text-align: right;">\$ 50,000.00</td> </tr> <tr> <td>Federal Grant:</td> <td>_____</td> </tr> <tr> <td>Provincial Grant:</td> <td>_____</td> </tr> <tr> <td>Other Grant:</td> <td>_____</td> </tr> <tr> <td>Donations:</td> <td>_____</td> </tr> <tr> <td>Other (specify):</td> <td>_____</td> </tr> <tr> <td></td> <td>_____</td> </tr> <tr> <td><b>Must Equal Project Cost</b></td> <td style="text-align: right;"><b>\$ 50,000.00</b></td> </tr> </table>	Funding Source:	_____	Capital Reserve:	_____	Operating Reserve:	\$ 50,000.00	Federal Grant:	_____	Provincial Grant:	_____	Other Grant:	_____	Donations:	_____	Other (specify):	_____		_____	<b>Must Equal Project Cost</b>	<b>\$ 50,000.00</b>
Funding Source:	_____																				
Capital Reserve:	_____																				
Operating Reserve:	\$ 50,000.00																				
Federal Grant:	_____																				
Provincial Grant:	_____																				
Other Grant:	_____																				
Donations:	_____																				
Other (specify):	_____																				
	_____																				
<b>Must Equal Project Cost</b>	<b>\$ 50,000.00</b>																				



## Regional District of Okanagan-Similkameen Capital Funding Request

Prepared by:

Date Submitted: 10/27/23

<b>Project Purpose</b>	<b>Priority (check one)</b>	
Firefighting Equipment	Health & Safety: <input type="radio"/>	Regulatory Requirement: <input type="radio"/>
	Replacement of Existing: <input type="radio"/>	New Infrastructure: <input type="radio"/>
<b>Service Area (department code and description):</b>	Other: <input checked="" type="radio"/>	
Naramata FD - 1701		

Estimated Capital Cost:	Quantity	Unit Cost	Total Cost
	1.00	\$ 21,200.00	\$ 21,200.00
	_____	_____	\$ 0.00
	_____	_____	\$ 0.00
	_____	_____	\$ 0.00
	_____	_____	\$ 0.00
		<b>Total Project Cost</b>	<b>\$ 21,200.00</b>

**Description of Project:**  
 For purchase of firefighting equipment throughout the year as needed.

**Capital Expenditure Rational Strategic Importance (attach pages as required):**

New Infrastructure: <input checked="" type="radio"/>	Start Date (if approved)	Anticipated Completion Date
Replacement / Repair: <input type="radio"/>	Anticipated Service in Date	

**New Yearly Operating Expenses Attributed to the Capital Project:**

Year:					
Staffing:					
Maintenance:					
Reserve Replacement:					
Contracts:					
Annual Licensing Fees:					
Miscellaneous (specify):					
<b>Total Operating Costs:</b>	\$ 0.00	\$ 0.00	\$ 0.00	\$ 0.00	\$ 0.00

Verified by Department Manager: _____ Approved by CAO to Present to Board: _____ Project G/L Code (assigned by finance): <u>1701-5530</u> Capital Funding Request Number: <u>CFR #74</u>	<table border="1" style="width: 100%; border-collapse: collapse;"> <tr><td>Funding Source:</td><td></td></tr> <tr><td>Capital Reserve:</td><td style="text-align: right;">\$ 21,200.00</td></tr> <tr><td>Operating Reserve:</td><td></td></tr> <tr><td>Federal Grant:</td><td></td></tr> <tr><td>Provincial Grant:</td><td></td></tr> <tr><td>Other Grant:</td><td></td></tr> <tr><td>Donations:</td><td></td></tr> <tr><td>Other (specify):</td><td></td></tr> <tr><td></td><td></td></tr> <tr><td></td><td></td></tr> <tr><td><b>Must Equal Project Cost</b></td><td style="text-align: right;"><b>\$ 21,200.00</b></td></tr> </table>	Funding Source:		Capital Reserve:	\$ 21,200.00	Operating Reserve:		Federal Grant:		Provincial Grant:		Other Grant:		Donations:		Other (specify):						<b>Must Equal Project Cost</b>	<b>\$ 21,200.00</b>
Funding Source:																							
Capital Reserve:	\$ 21,200.00																						
Operating Reserve:																							
Federal Grant:																							
Provincial Grant:																							
Other Grant:																							
Donations:																							
Other (specify):																							
<b>Must Equal Project Cost</b>	<b>\$ 21,200.00</b>																						



## Regional District of Okanagan-Similkameen Capital Funding Request

Prepared by: \_\_\_\_\_

Date Submitted: 10/27/23

<b>Project Purpose</b>	<b>Priority (check one)</b>	
PPE	Health & Safety: <input type="radio"/>	Regulatory Requirement: <input type="radio"/>
	Replacement of Existing: <input type="radio"/>	New Infrastructure: <input type="radio"/>
<b>Service Area (department code and description):</b>	Other: <input checked="" type="radio"/>	
Naramata FD - 1701		

Estimated Capital Cost:	Quantity	Unit Cost	Total Cost
	1.00	\$ 10,600.00	\$ 10,600.00
			\$ 0.00
			\$ 0.00
			\$ 0.00
			\$ 0.00
		<b>Total Project Cost</b>	<b>\$ 10,600.00</b>

**Description of Project:**  
For purchase of new/replacement PPE as needed.

**Capital Expenditure Rational Strategic Importance (attach pages as required):**

New Infrastructure: <input checked="" type="radio"/>	Start Date (if approved): _____	Anticipated Completion Date: _____
Replacement / Repair: <input type="radio"/>	Anticipated Service in Date: _____	

**New Yearly Operating Expenses Attributed to the Capital Project:**

Year:					
Staffing:					
Maintenance:					
Reserve Replacement:					
Contracts:					
Annual Licensing Fees:					
Miscellaneous (specify):					
<b>Total Operating Costs:</b>	\$ 0.00	\$ 0.00	\$ 0.00	\$ 0.00	\$ 0.00

Verified by Department Manager: _____  Approved by CAO to Present to Board: _____  Project G/L Code (assigned by finance): 1701-5533  Capital Funding Request Number: CFR #75	<table border="1" style="width: 100%; border-collapse: collapse;"> <tr> <td style="width: 50%;">Funding Source:</td> <td style="width: 50%;"></td> </tr> <tr> <td>Capital Reserve:</td> <td style="text-align: right;">\$ 10,600.00</td> </tr> <tr> <td>Operating Reserve:</td> <td></td> </tr> <tr> <td>Federal Grant:</td> <td></td> </tr> <tr> <td>Provincial Grant:</td> <td></td> </tr> <tr> <td>Other Grant:</td> <td></td> </tr> <tr> <td>Donations:</td> <td></td> </tr> <tr> <td>Other (specify):</td> <td></td> </tr> <tr> <td><b>Must Equal Project Cost</b></td> <td style="text-align: right;"><b>\$ 10,600.00</b></td> </tr> </table>	Funding Source:		Capital Reserve:	\$ 10,600.00	Operating Reserve:		Federal Grant:		Provincial Grant:		Other Grant:		Donations:		Other (specify):		<b>Must Equal Project Cost</b>	<b>\$ 10,600.00</b>
Funding Source:																			
Capital Reserve:	\$ 10,600.00																		
Operating Reserve:																			
Federal Grant:																			
Provincial Grant:																			
Other Grant:																			
Donations:																			
Other (specify):																			
<b>Must Equal Project Cost</b>	<b>\$ 10,600.00</b>																		





# Regional District of Okanagan-Similkameen Capital Funding Request

Prepared by: \_\_\_\_\_

Date Submitted: **10/27/23**

<b>Project Purpose</b>	<b>Priority (check one)</b>	
Vehicle Modifications	Health & Safety: <input type="radio"/>	Regulatory Requirement: <input type="radio"/>
	Replacement of Existing: <input type="radio"/>	New Infrastructure: <input type="radio"/>
<b>Service Area (department code and description):</b>	Other: <input checked="" type="radio"/>	
Naramata FD - 1701		

Estimated Capital Cost:	Quantity	Unit Cost	Total Cost
	1.00	\$ 7,920.00	\$ 7,920.00
			\$ 0.00
			\$ 0.00
			\$ 0.00
			\$ 0.00
		Total Project Cost	\$ 7,920.00

**Description of Project:**  
For equipment/modifications to FD vehicles as needed.

**Capital Expenditure Rational Strategic Importance (attach pages as required):**

New Infrastructure: <input checked="" type="radio"/>	Start Date (if approved): _____	Anticipated Completion Date: _____
Replacement / Repair: <input type="radio"/>	Anticipated Service in Date: _____	

**New Yearly Operating Expenses Attributed to the Capital Project:**

Year:					
Staffing:					
Maintenance:					
Reserve Replacement:					
Contracts:					
Annual Licensing Fees:					
Miscellaneous (specify):					
<b>Total Operating Costs:</b>	\$ 0.00	\$ 0.00	\$ 0.00	\$ 0.00	\$ 0.00

Verified by Department Manager: _____  Approved by CAO to Present to Board: _____  Project G/L Code (assigned by finance): <b>1701-5620</b>  Capital Funding Request Number: <b>CFR #76</b>	<table style="width: 100%;"> <tr> <td><b>Funding Source:</b></td> <td></td> </tr> <tr> <td>Capital Reserve:</td> <td style="text-align: right;">\$ 7,920.00</td> </tr> <tr> <td>Operating Reserve:</td> <td></td> </tr> <tr> <td>Federal Grant:</td> <td></td> </tr> <tr> <td>Provincial Grant:</td> <td></td> </tr> <tr> <td>Other Grant:</td> <td></td> </tr> <tr> <td>Donations:</td> <td></td> </tr> <tr> <td>Other (specify):</td> <td></td> </tr> <tr> <td></td> <td></td> </tr> <tr> <td><b>Must Equal Project Cost</b></td> <td style="text-align: right;">\$ 7,920.00</td> </tr> </table>	<b>Funding Source:</b>		Capital Reserve:	\$ 7,920.00	Operating Reserve:		Federal Grant:		Provincial Grant:		Other Grant:		Donations:		Other (specify):				<b>Must Equal Project Cost</b>	\$ 7,920.00
<b>Funding Source:</b>																					
Capital Reserve:	\$ 7,920.00																				
Operating Reserve:																					
Federal Grant:																					
Provincial Grant:																					
Other Grant:																					
Donations:																					
Other (specify):																					
<b>Must Equal Project Cost</b>	\$ 7,920.00																				





**Regional District of Okanagan-Similkameen  
2024-2038 Capital Financial Plan  
FIRE PROTECTION - ANARCHIST MOUNTAIN - 1801**

	2023 Budget	2024 Budget	2025 Budget	2026 Budget	2027 Budget	2028 Budget
<b>Funding</b>						
TRANSFER FROM CAPITAL RESERVES	175,000	197,191	-	-	-	-
GROWING COMMUNITIES FUND		100,000	-	-	-	-
TRANSFER FROM OPERATING RESERVE	123,205	2,154	4,418	2,209	2,209	-
PROVINCIAL GRANT	-	-	400,000	100,000	100,000	-
DONATIONS	57,000	-	-	-	-	-
<b>Total Funding</b>	<b>\$ 355,205</b>	<b>\$ 299,345</b>	<b>\$ 404,418</b>	<b>\$ 102,209</b>	<b>\$ 102,209</b>	<b>\$ -</b>
<b>Expense</b>						
ADMINISTRATION CHARGES	9,205	2,154	4,418	2,209	2,209	-
WATER TENDER CF	175,000	157,191				
WATER TENDER		40,000	-	-	-	-
TRUCK	57,000	-	-	-	-	-
BUSH TRUCK CON	57,000	-	200,000	-	-	-
FIREHALL EXPANSION		100,000	-	-	-	-
FIRE HALL EXTENSION		-	200,000	100,000	100,000	-
<b>Total Capital Expenses</b>	<b>\$ 355,205</b>	<b>\$ 299,345</b>	<b>\$ 404,418</b>	<b>\$ 102,209</b>	<b>\$ 102,209</b>	<b>\$ -</b>



## Regional District of Okanagan-Similkameen Capital Funding Request

Prepared by: \_\_\_\_\_

Date Submitted: 10/24/23

<b>Project Purpose</b>	<b>Priority (check one)</b>	
Water Tender Truck	Health & Safety: <input type="radio"/>	Regulatory Requirement: <input type="radio"/>
	Replacement of Existing: <input type="radio"/>	New Infrastructure: <input type="radio"/>
<b>Service Area (department code and description):</b>	Other: <input checked="" type="radio"/>	
Anarchist Mountain FD - 1801		

Estimated Capital Cost:	Quantity	Unit Cost	Total Cost
Final payment for the water tender truck	1.00	\$ 40,000.00	\$ 40,000.00
_____	_____	_____	\$ 0.00
_____	_____	_____	\$ 0.00
_____	_____	_____	\$ 0.00
_____	_____	_____	\$ 0.00
		<b>Total Project Cost</b>	<b>\$ 40,000.00</b>

**Description of Project:**  
 Additional Funding required to finalize the purchase of the Water Tender Truck started in 2023. Purchase ended up being higher than originally budgeted.

**Capital Expenditure Rational Strategic Importance (attach pages as required):**

New Infrastructure: <input checked="" type="radio"/>	Start Date (if approved)	Anticipated Completion Date
Replacement / Repair: <input type="radio"/>	Anticipated Service in Date	

**New Yearly Operating Expenses Attributed to the Capital Project:**

Year:					
Staffing:					
Maintenance:					
Reserve Replacement:					
Contracts:					
Annual Licensing Fees:					
Miscellaneous (specify):					
<b>Total Operating Costs:</b>	\$ 0.00	\$ 0.00	\$ 0.00	\$ 0.00	\$ 0.00

Verified by Department Manager: _____  Approved by CAO to Present to Board: _____  Project G/L Code (assigned by finance): 1-2-1801-5501  Capital Funding Request Number: CFR #72	<table border="1" style="width: 100%; border-collapse: collapse;"> <tr><td>Funding Source:</td><td></td></tr> <tr><td>Capital Reserve:</td><td style="text-align: right;">\$ 40,000.00</td></tr> <tr><td>Operating Reserve:</td><td></td></tr> <tr><td>Federal Grant:</td><td></td></tr> <tr><td>Provincial Grant:</td><td></td></tr> <tr><td>Other Grant:</td><td></td></tr> <tr><td>Donations:</td><td></td></tr> <tr><td>Other (specify):</td><td></td></tr> <tr><td></td><td></td></tr> <tr><td></td><td></td></tr> <tr><td><b>Must Equal Project Cost</b></td><td style="text-align: right;"><b>\$ 40,000.00</b></td></tr> </table>	Funding Source:		Capital Reserve:	\$ 40,000.00	Operating Reserve:		Federal Grant:		Provincial Grant:		Other Grant:		Donations:		Other (specify):						<b>Must Equal Project Cost</b>	<b>\$ 40,000.00</b>
Funding Source:																							
Capital Reserve:	\$ 40,000.00																						
Operating Reserve:																							
Federal Grant:																							
Provincial Grant:																							
Other Grant:																							
Donations:																							
Other (specify):																							
<b>Must Equal Project Cost</b>	<b>\$ 40,000.00</b>																						



**Regional District of Okanagan-Similkameen**  
**2024-2038 Capital Financial Plan**  
**FIRE PROTECTION - APEX - 1901**

	2023 Budget	2024 Budget	2025 Budget	2026 Budget	2027 Budget	2028 Budget
<b>Funding</b>						
COMMUNITY WORKS GAS TAX	25,000	-	-	-	-	-
TRANSFER FROM RESERVE - GAS TAX		25,000	-	-	-	-
GROWING COMMUNITIES FUND		100,000	-	-	-	-
TRANSFR FROM OPERATING RESERVE	594	5,761	3,908	4,025	4,146	4,270
DEBENTURE PROCEEDS	3,022,638	2,884,247	-	-	-	-
<b>Total Funding</b>	<b>\$ 3,048,232</b>	<b>\$ 3,015,008</b>	<b>\$ 3,908</b>	<b>\$ 4,025</b>	<b>\$ 4,146</b>	<b>\$ 4,270</b>
<b>Expense</b>						
SALARIES & WAGES		3,759	3,872	3,988	4,108	4,231
ADMINISTRATION CHARGES	594	2,002	36	37	38	39
FIRE HALL CONSTRUCTION CF	2,837,638	2,734,247				
FIRE HALL CONSTRUCTION		100,000	-	-	-	-
FIRE TRUCK CF	150,000	150,000				
FIRE FIGHTING EQUIPMENT	35,000					
MISC CF	25,000	25,000	-	-	-	-
<b>Total Capital Expenses</b>	<b>\$ 3,048,232</b>	<b>\$ 3,015,008</b>	<b>\$ 3,908</b>	<b>\$ 4,025</b>	<b>\$ 4,146</b>	<b>\$ 4,270</b>



## Regional District of Okanagan-Similkameen Capital Funding Request

Prepared by: \_\_\_\_\_

Date Submitted: 10/13/23

<b>Project Purpose</b>	<b>Priority (check one)</b>	
Construction of Hall	Health & Safety: <input type="radio"/>	Regulatory Requirement: <input type="radio"/>
	Replacement of Existing: <input type="radio"/>	New Infrastructure: <input type="radio"/>
<b>Service Area (department code and description):</b>	Other: <input checked="" type="radio"/>	
Apex Fire Department - 1901		

Estimated Capital Cost:	Quantity	Unit Cost	Total Cost
	1.00	\$ 100,000.00	\$ 100,000.00
			\$ 0.00
			\$ 0.00
			\$ 0.00
			\$ 0.00
		<b>Total Project Cost</b>	<b>\$ 100,000.00</b>

**Description of Project:**  
 Additional funds for the project - funding approved in separate bylaw from Growing Community Fund.

**Capital Expenditure Rational Strategic Importance (attach pages as required):**

New Infrastructure: <input checked="" type="radio"/>	Start Date (if approved)	Anticipated Completion Date
Replacement / Repair: <input type="radio"/>	Anticipated Service in Date	

**New Yearly Operating Expenses Attributed to the Capital Project:**

Year:					
Staffing:					
Maintenance:					
Reserve Replacement:					
Contracts:					
Annual Licensing Fees:					
Miscellaneous (specify):					
<b>Total Operating Costs:</b>	\$ 0.00	\$ 0.00	\$ 0.00	\$ 0.00	\$ 0.00

Verified by Department Manager: _____  Approved by CAO to Present to Board: _____  Project G/L Code (assigned by finance): 1-2-1901-5500  Capital Funding Request Number: CFR #82	<table border="1" style="width: 100%; border-collapse: collapse;"> <tr><td>Funding Source:</td><td>_____</td></tr> <tr><td>Capital Reserve:</td><td>_____</td></tr> <tr><td>Operating Reserve:</td><td>_____</td></tr> <tr><td>Federal Grant:</td><td>_____</td></tr> <tr><td>Provincial Grant:</td><td>_____</td></tr> <tr><td>Other Grant:</td><td>_____</td></tr> <tr><td>Donations:</td><td>_____</td></tr> <tr><td>Other (specify):</td><td>_____</td></tr> <tr><td>Growing Community Fund</td><td style="text-align: right;">\$ 100,000.00</td></tr> <tr><td><b>Must Equal Project Cost</b></td><td style="text-align: right;"><b>\$ 100,000.00</b></td></tr> </table>	Funding Source:	_____	Capital Reserve:	_____	Operating Reserve:	_____	Federal Grant:	_____	Provincial Grant:	_____	Other Grant:	_____	Donations:	_____	Other (specify):	_____	Growing Community Fund	\$ 100,000.00	<b>Must Equal Project Cost</b>	<b>\$ 100,000.00</b>
Funding Source:	_____																				
Capital Reserve:	_____																				
Operating Reserve:	_____																				
Federal Grant:	_____																				
Provincial Grant:	_____																				
Other Grant:	_____																				
Donations:	_____																				
Other (specify):	_____																				
Growing Community Fund	\$ 100,000.00																				
<b>Must Equal Project Cost</b>	<b>\$ 100,000.00</b>																				



**Regional District of Okanagan-Similkameen  
2024-2038 Capital Financial Plan  
BUILDING INSPECTION - 2501**

	2023 Budget	2024 Budget	2025 Budget	2026 Budget	2027 Budget	2028 Budget
<b>Funding</b>						
TRANSFER FROM CAPITAL RESERVE	70,000	70,000	-	-	-	-
<b>Total Funding</b>	<u>\$ 70,000</u>	<u>\$ 70,000</u>	<u>\$ -</u>	<u>\$ -</u>	<u>\$ -</u>	<u>\$ -</u>
<b>Expense</b>						
ADMINISTRATION CHARGES	-	-	-	-	-	-
AVOCET SOFTWARE CF	70,000	70,000	-	-	-	-
<b>Total Capital Expenses</b>	<u>\$ 70,000</u>	<u>\$ 70,000</u>	<u>\$ -</u>	<u>\$ -</u>	<u>\$ -</u>	<u>\$ -</u>



**Regional District of Okanagan-Similkameen  
2024-2038 Capital Financial Plan  
REFUSE DISPOSAL- OLIVER & Area "C" - 3001**

	2023 Budget	2024 Budget	2025 Budget	2026 Budget	2027 Budget	2028 Budget
<b>Funding</b>						
TRANSFER FROM CAPITAL RESERVE	1,602,711	1,032,408	11,781	-	-	-
TRANSFR FROM OPERATING RESERVE	553,809	50,000	-	-	-	-
DEBENTURES	-	-	400,000	-	-	-
PROVINCIAL/Federal OIP	756,986	-	-	-	-	-
<b>Total Funding</b>	<b>\$ 2,913,506</b>	<b>\$ 1,082,408</b>	<b>\$ 411,781</b>	<b>\$ -</b>	<b>\$ -</b>	<b>\$ -</b>
<b>Expense</b>						
ADMINISTRATION CHARGES	53,809	-	11,781	-	-	-
COMPOST FACILITY CF	1,979,697	1,002,408	-	-	-	-
INSTALLATION OF SECURITY CAMERA AND LIGHTING CF	30,000	30,000	-	-	-	-
COMPACTOR	600,000	-	-	-	-	-
LOADER	150,000	-	-	-	-	-
WATER TRUCK	50,000	-	-	-	-	-
SCREENER	-	-	400,000	-	-	-
GAME FENCE CF	50,000	50,000	-	-	-	-
<b>Total Capital Expenses</b>	<b>\$ 2,913,506</b>	<b>\$ 1,082,408</b>	<b>\$ 411,781</b>	<b>\$ -</b>	<b>\$ -</b>	<b>\$ -</b>



**Regional District of Okanagan-Similkameen  
2024-2038 Capital Financial Plan  
REFUSE DISPOSAL - KEREMEOS AREAS "B" & "G" - 3401**

	2023 Budget	2024 Budget	2025 Budget	2026 Budget	2027 Budget	2028 Budget
<b>Funding</b>						
COMMUNITY WORKS GAS TAX	25,650	-	-	-	-	-
TRANSFER FROM CAPITAL RESERVE	25,000	25,000	-	-	-	-
TRANSFER FROM RESERVE - GAS TAX		25,650	-	-	-	-
TRANSFR FROM OPERATING RESERVE	12,285	-	21,599	-	-	-
DEBENTURE	-	-	550,000	-	-	-
PROVINCIAL GRANTS	-	-	-	-	-	-
RECOVERABLE-USER FEES	19,350	19,350	-	-	-	-
<b>Total Funding</b>	<b>\$ 82,285</b>	<b>\$ 70,000</b>	<b>\$ 571,599</b>	<b>\$ -</b>	<b>\$ -</b>	<b>\$ -</b>
<b>Expense</b>						
ADMINISTRATION CHARGES	285	-	21,599	-	-	-
INSTALLATION OF SECURITY CAMERA AND FENCING CF	25,000	25,000				
CLOSURE PLAN CF	45,000	45,000				
CLOSURE PLAN	-	-	550,000	-	-	-
MISC. CAPITAL WORK AS REQUIRED	12,000	-	-	-	-	-
<b>Total Capital Expenses</b>	<b>\$ 82,285</b>	<b>\$ 70,000</b>	<b>\$ 571,599</b>	<b>\$ -</b>	<b>\$ -</b>	<b>\$ -</b>



**Regional District of Okanagan-Similkameen  
2024-2038 Capital Financial Plan  
REFUSE DISPOSAL - PENTICTON / D3 - 3501**

	2023 Budget	2024 Budget	2025 Budget	2026 Budget	2027 Budget	2028 Budget
<b>Funding</b>						
TRANSFER FROM CAPITAL RESERVE	269,972	410,000	240,000	3,375,000	1,199,837	-
TRANSFER FROM CLOSURE RESERVE FUND	355,000	329,300	500,000	200,000	-	-
TRANSFR FROM OPERATING RESERVE	8,707	8,104	374,410	85,964	-	-
TRANSFER FROM RESERVE - OK FALLS CAPITAL/CLOSURE RESERVE	42,000	42,000	-	150,000	-	-
PROVINCIAL GRANTS	1,200,000	1,132,105	19,000,000	-	-	-
<b>Total Funding</b>	<b>\$ 1,875,679</b>	<b>\$ 1,921,509</b>	<b>\$ 20,114,410</b>	<b>\$ 3,810,964</b>	<b>\$ 1,199,837</b>	<b>-</b>
<b>Expense</b>						
ADMINISTRATION CHARGES	8,707	8,104	374,410	85,964	-	-
CML ENTRANCE UPGRADES AND SCALES	50,000	-	-	300,000	1,199,837	-
ORGANICS COMPOSTING FACILITY CF	1,200,000	1,132,105	-	-	-	-
ORGANICS COMPOSTING FACILITY	-	-	6,800,000	-	-	-
ORGANICS COMPOSTING FACILITY CON	-	-	12,200,000	-	-	-
REZONING COMMUNICATIONS CF	20,000	-	-	-	-	-
CML LEACHATE MANAGEMENT CF	194,972	150,000	-	-	-	-
CML LEACHATE MANAGEMENT	150,000	-	200,000	-	-	-
CML BIOCOVER CF	80,000	79,300	-	-	-	-
CML BIOCOVER	-	-	300,000	200,000	-	-
CML MASTER PLAN AND DESIGN CF	70,000	70,000	-	-	-	-
CML MASTER PLAN AND DESIGN	-	30,000	-	-	-	-
HHW IMPROVEMENTS CF	50,000	50,000	-	-	-	-
SECURITY IMPROVEMENTS - CML CF	10,000	10,000	-	-	-	-
SECURITY IMPROVEMENTS - OK FALLS CF	12,000	12,000	-	-	-	-
CMLF FINANCIAL PLAN FROM DCOP - CELL DESIGN & GEOTECH	-	-	220,000	3,075,000	-	-
OK FALLS DRAINAGE CF	-	30,000	-	-	-	-
OK FALLS DRAINAGE	30,000	-	20,000	-	-	-
OK FALLS BUFFER PURCHASE	-	-	-	150,000	-	-
CELL DEVELOPMENT NORTH RAVINE	-	200,000	-	-	-	-
CELL DEVELOPMENT LINER DESIGN - NORTH WEST	-	150,000	-	-	-	-
<b>Total Capital Expenses</b>	<b>\$ 1,875,679</b>	<b>\$ 1,921,509</b>	<b>\$ 20,114,410</b>	<b>\$ 3,810,964</b>	<b>\$ 1,199,837</b>	<b>\$ -</b>





## Regional District of Okanagan-Similkameen Capital Funding Request

Prepared by: A. Reeder

Date Submitted: 10/3/23

**Project Purpose**  
In order to keep the Landfill Operational we must develop a new cell in the north ravine. Earth works are required to build the same.

**Priority (check one)**

Health & Safety:       Regulatory Requirement:

Replacement of Existing:       New Infrastructure:

Other:

**Service Area (department code and description):**  
B,C,D,E,F,G,I Penticton, Keremeos

Estimated Capital Cost:	Quantity	Unit Cost	Total Cost
	200,000.00	\$ 1.00	\$ 200,000.00
			\$ 0.00
			\$ 0.00
			\$ 0.00
			\$ 0.00
		Total Project Cost	\$ 200,000.00

**Description of Project:**  
In order to keep the landfill operational we must build earth works, road and butress in the North Ravine of the Campbell Mountain Landfill. We will run out of airspace otherwise.

**Capital Expenditure Rational Strategic Importance (attach pages as required):**

New Infrastructure:       Start Date (if approved)      Anticipated Completion Date

Replacement / Repair:       Anticipated Service in Date

**New Yearly Operating Expenses Attributed to the Capital Project:**

Year:					
Staffing:					
Maintenance:					
Reserve Replacement:					
Contracts:					
Annual Licensing Fees:					
Miscellaneous (specify):					
<b>Total Operating Costs:</b>	\$ 0.00	\$ 0.00	\$ 0.00	\$ 0.00	\$ 0.00

<p>Verified by Department Manager: _____</p> <p>Approved by CAO to Present to Board: _____</p> <p>Project G/L Code (assigned by finance): <u>1-2-3501-5518</u></p> <p>Capital Funding Request Number: <u>CFR #54</u></p>	<p><b>Funding Source:</b></p> <p>Capital Reserve: _____ \$ 200,000.00</p> <p>Operating Reserve: _____</p> <p>Federal Grant: _____</p> <p>Provincial Grant: _____</p> <p>Other Grant: _____</p> <p>Donations: _____</p> <p>Other (specify): _____</p> <p>Must Equal Project Cost: _____ \$ 200,000.00</p>
--	--



## Regional District of Okanagan-Similkameen Capital Funding Request

Prepared by: A. Reeder

Date Submitted: 10/3/23

**Project Purpose**

In order to keep the Landfill Operational we must develop a new cell using a liner. It will take several years to complete a liner cell design. Once the North Ravine is filled we will have use a lined cell.

**Priority (check one)**

Health & Safety:	<input type="radio"/>	Regulatory Requirement:	<input checked="" type="radio"/>
Replacement of Existing:	<input type="radio"/>	New Infrastructure:	<input type="radio"/>
Other:	<input type="radio"/>		

**Service Area (department code and description):**

B,C,D,E,F,G,I Penticton, Keremeos

**Estimated Capital Cost:**

Quantity	Unit Cost	Total Cost
150,000.00	\$ 1.00	\$ 150,000.00
		\$ 0.00
		\$ 0.00
		\$ 0.00
		\$ 0.00
<b>Total Project Cost</b>		<b>\$ 150,000.00</b>

**Description of Project:**

In order to keep the landfill operational we must design a liner after the fill of the North Ravine of the Campbell Mountain Landfill. We will run out of airspace otherwise.

**Capital Expenditure Rational Strategic Importance (attach pages as required):**

New Infrastructure:	<input checked="" type="radio"/>	Start Date (if approved)	Anticipated Completion Date
Replacement / Repair:	<input type="radio"/>	Anticipated Service in Date	

**New Yearly Operating Expenses Attributed to the Capital Project:**

Year:					
Staffing:					
Maintenance:					
Reserve Replacement:					
Contracts:					
Annual Licensing Fees:					
Miscellaneous (specify):					
<b>Total Operating Costs:</b>	\$ 0.00	\$ 0.00	\$ 0.00	\$ 0.00	\$ 0.00

Verified by Department Manager: _____  Approved by CAO to Present to Board: _____  Project G/L Code (assigned by finance): <u>1-2-3501-5519</u>  Capital Funding Request Number: <u>CFR #55</u>	<table border="1" style="width: 100%; border-collapse: collapse;"> <tr> <td style="width: 60%;">Funding Source:</td> <td style="width: 40%;"></td> </tr> <tr> <td>Capital Reserve:</td> <td style="text-align: right;">\$ 150,000.00</td> </tr> <tr> <td>Operating Reserve:</td> <td> </td> </tr> <tr> <td>Federal Grant:</td> <td> </td> </tr> <tr> <td>Provincial Grant:</td> <td> </td> </tr> <tr> <td>Other Grant:</td> <td> </td> </tr> <tr> <td>Donations:</td> <td> </td> </tr> <tr> <td>Other (specify):</td> <td> </td> </tr> <tr> <td> </td> <td> </td> </tr> <tr> <td> </td> <td> </td> </tr> <tr> <td>Must Equal Project Cost</td> <td style="text-align: right;">\$ 150,000.00</td> </tr> </table>	Funding Source:		Capital Reserve:	\$ 150,000.00	Operating Reserve:		Federal Grant:		Provincial Grant:		Other Grant:		Donations:		Other (specify):						Must Equal Project Cost	\$ 150,000.00
Funding Source:																							
Capital Reserve:	\$ 150,000.00																						
Operating Reserve:																							
Federal Grant:																							
Provincial Grant:																							
Other Grant:																							
Donations:																							
Other (specify):																							
Must Equal Project Cost	\$ 150,000.00																						





# Regional District of Okanagan-Similkameen Capital Funding Request

Prepared by: A. Reeder

Date Submitted: 10/3/23

**Project Purpose**

Additional Funding in order to complete Campbell Mountain Master Plan

**Priority (check one)**

Health & Safety: <input type="radio"/>	Regulatory Requirement: <input checked="" type="radio"/>
Replacement of Existing: <input type="radio"/>	New Infrastructure: <input type="radio"/>
Other: <input type="radio"/>	

**Service Area (department code and description):**

B,C,D,E,F,G,I Penticton, Keremeos

**Estimated Capital Cost:**

Quantity	Unit Cost	Total Cost
30,000.00	\$ 1.00	\$ 30,000.00
		\$ 0.00
		\$ 0.00
		\$ 0.00
		\$ 0.00
<b>Total Project Cost</b>		<b>\$ 30,000.00</b>

**Description of Project:**

Need an additional \$30K in order to complete the Master Plan for the Campbell Mountain Landfill. We believe that we can add between 10% to 15% more landfill life by adjusting the closure plan.  
This will ultimately result in a lower operating costs depending on the life expectancy as we will be able to reduce our annual contributions to landfill closure

**Capital Expenditure Rational Strategic Importance (attach pages as required):**

New Infrastructure: <input checked="" type="radio"/>	Start Date (if approved)	Anticipated Completion Date
Replacement / Repair: <input type="radio"/>	Anticipated Service in Date	

**New Yearly Operating Expenses Attributed to the Capital Project:**

Year:					
Staffing:					
Maintenance:					
Reserve Replacement:					
Contracts:					
Annual Licensing Fees:					
Miscellaneous (specify):					
<b>Total Operating Costs:</b>	\$ 0.00	\$ 0.00	\$ 0.00	\$ 0.00	\$ 0.00

Verified by Department Manager: \_\_\_\_\_

Approved by CAO to Present to Board: \_\_\_\_\_

Project G/L Code (assigned by finance):

1-2-3501-5510

Capital Funding Request Number:

CFR #56

**Funding Source:**

Capital Reserve: \_\_\_\_\_ \$ 30,000.00

Operating Reserve: \_\_\_\_\_

Federal Grant: \_\_\_\_\_

Provincial Grant: \_\_\_\_\_

Other Grant: \_\_\_\_\_

Donations: \_\_\_\_\_

Other (specify): \_\_\_\_\_

Must Equal Project Cost

\$ 30,000.00



**Regional District of Okanagan-Similkameen  
2024-2038 Capital Financial Plan  
SEWAGE DISPOSAL - OK FALLS - 3801**

	2023 Budget	2024 Budget	2025 Budget	2026 Budget	2027 Budget	2028 Budget
<b>Funding</b>						
COMMUNITY WORKS GAS TAX	120,000	-	-	-	-	-
TRANSFER FROM CAPITAL RESERVE	-	295,000	15,000	130,000	80,000	-
TRANSFER FROM GAS TAX		352,606	-	-	-	-
GROWING COMMUNITIES FUND		498,111	-	-	-	-
TRANSFR FROM OPERATING RESERVE	-	26,157	32,553	12,123	1,201	5,047
<b>Total Funding</b>	<b>\$ 120,000</b>	<b>\$ 1,171,874</b>	<b>\$ 47,553</b>	<b>\$ 142,123</b>	<b>\$ 81,201</b>	<b>\$ 5,047</b>
<b>Expense</b>						
ADMINISTRATION CHARGES	-	26,157	553	2,123	1,201	47
LIFT STATION #3 UPGRADES CF	20,000	23,112				
REPLACEMENT OF GENERATOR AND ASSOCIATED ELECTRICAL WORK CF						
SCADA UPGRADE			10,000	10,000	-	5,000
MASTER SEWER PLAN CF	100,000	79,494				
LIFT STATION #3 GENERATOR		250,000	-	-	-	-
COLLECTION UPGRADES		-	-	100,000	50,000	-
WWTP UV SYSTEM UPGRADE		195,000	-	-	-	-
DAF NUKUNI PUMP		-	22,000	-	-	-
ELECTRIC VALVE ACTUATOR UPGRADES		100,000	-	-	-	-
MANHOLE LEVEL SENSORS		-	15,000	30,000	30,000	-
PRIORITY SEWER UPGRADES		498,111	-	-	-	-
<b>Total Capital Expenses</b>	<b>\$ 120,000</b>	<b>\$ 1,171,874</b>	<b>\$ 47,553</b>	<b>\$ 142,123</b>	<b>\$ 81,201</b>	<b>\$ 5,047</b>



# Regional District of Okanagan-Similkameen Capital Funding Request

Prepared by: Liisa Bloomfield

Date Submitted: 9/29/23

**Project Purpose**  
Supply and installation of a back up generator for Liftstation #3 in the Okanagan Falls wastewater collection system

**Priority (check one)**

Health & Safety:       Regulatory Requirement:

Replacement of Existing:       New Infrastructure:

Other:

**Service Area (department code and description):**  
3801 SEWER - LIFTSTATION 3 GENERATOR

Estimated Capital Cost:	Quantity	Unit Cost	Total Cost
Supply and installation of new generator	1.00	\$ 80,000.00	\$ 80,000.00
Electrical, transfer switch, SCADA programming	1.00	\$ 85,000.00	\$ 85,000.00
Civil works and construction	1.00	\$ 85,000.00	\$ 85,000.00
			\$ 0.00
			\$ 0.00
		<b>Total Project Cost</b>	<b>\$ 250,000.00</b>

**Description of Project:**  
Liftstation 3 in Okanagan Falls is located at the boat launch at the north end of Main Street. This is a critical liftstation as it services a large portion of the community sewer system. When the power is lost, the liftstation wetwell can store wastewater until the power comes back on. However in the case of a prolonged outage in the peak flow times, the liftstation wetwell will require manual pumping out within about an hour. Given the proximity to the lake, a backup generator would help prevent potential overflows of raw sewage from the liftstation.  
Annual maintenance will be required on the new generator for approximately \$1700 annually.  
The capital cost is anticipated to be paid from the Area D Community Works Gas Tax.

**Capital Expenditure Rational Strategic Importance (attach pages as required):**

New Infrastructure:       Start Date (if approved) 5/1/24      Anticipated Completion Date 12/20/24

Replacement / Repair:       Anticipated Service in Date 12/20/24

**New Yearly Operating Expenses Attributed to the Capital Project:**

Year:	2024	2025	2026	2027	2028
Staffing:	\$ 0.00				
Maintenance:		\$ 1,734.00	\$ 1,770.00	\$ 1,850.00	\$ 1,850.00
Reserve Replacement:		\$ 2,000.00	\$ 2,000.00	\$ 2,000.00	\$ 2,000.00
Contracts:					
Annual Licensing Fees:					
Miscellaneous (specify):					
<b>Total Operating Costs:</b>	<b>\$ 0.00</b>	<b>\$ 3,734.00</b>	<b>\$ 3,770.00</b>	<b>\$ 3,850.00</b>	<b>\$ 3,850.00</b>

Verified by Department Manager:	Digitally signed by Liisa Bloomfield	Funding Source:	
Approved by CAO to Present to Board:		Capital Reserve:	
Project G/L Code (assigned by finance):	1-2-3801-5505	Operating Reserve:	
Capital Funding Request Number:	CFR #07	Federal Grant:	
		Provincial Grant:	\$ 250,000.00
		Other Grant:	
		Donations:	
		Other (specify):	
		Operations	
		<b>Must Equal Project Cost</b>	<b>\$ 250,000.00</b>





# Regional District of Okanagan-Similkameen Capital Funding Request

Prepared by: Liisa Bloomfield

Date Submitted: 9/26/23

**Project Purpose**

New UV System for WWTP

**Priority (check one)**

Health & Safety:	<input type="radio"/>	Regulatory Requirement:	<input checked="" type="radio"/>
Replacement of Existing:	<input type="radio"/>	New Infrastructure:	<input type="radio"/>
Other:	<input type="radio"/>		

**Service Area (department code and description):**

3801 WWTP - NEW UV SYSTEM

**Estimated Capital Cost:**

	Quantity	Unit Cost	Total Cost
Purchase and installation of UV equipment	1.00	\$ 170,000.00	\$ 170,000.00
Programming of SCADA	1.00	\$ 10,000.00	\$ 10,000.00
Civil works to add system	1.00	\$ 15,000.00	\$ 15,000.00
			\$ 0.00
			\$ 0.00
		<b>Total Project Cost</b>	<b>\$ 195,000.00</b>

**Description of Project:**

The existing Wedeco system is now 10 years old and the PLC is not running in auto. Instead the system runs at 100% continuously. There is no support from the manufacturer in western Canada so bringing a technician out for servicing can be cost prohibitive. There are several times throughout the year where the UV system is at its flow and performance limit and in order to keep up to the development within the community, a second UV bank is required to be installed in order to continue to meet our regulatory requirements in our Operating Certificate. Funding for this upgrade will be from the DCC reserve.

With a new UV system being installed in the second channel, this will also allow for improved energy efficiency as the UV system would not need to operate at 100% continuously as the current system does. With the new UV system, the old UV system can be given thorough maintenance during the lower flow season as it has been operating continuously since the WWTP start up in 2023.

**Capital Expenditure Rational Strategic Importance (attach pages as required):**

New Infrastructure:	<input checked="" type="radio"/>	Start Date (if approved)	1/15/24	Anticipated Completion Date	10/25/24
Replacement / Repair:	<input type="radio"/>	Anticipated Service in Date	10/25/24		

**New Yearly Operating Expenses Attributed to the Capital Project:**

Year:	2024	2025	2026	2027	2028
Staffing:	\$ 0.00				
Maintenance:	\$ 0.00				
Reserve Replacement:					
Contracts:					
Annual Licensing Fees:					
Miscellaneous (specify):					
Power expenses					
SCADA maintenance	\$ 1,000.00	\$ 1,000.00	\$ 1,000.00	\$ 1,000.00	\$ 1,000.00
<b>Total Operating Costs:</b>	<b>\$ 1,000.00</b>	<b>\$ 1,000.00</b>	<b>\$ 1,000.00</b>	<b>\$ 1,000.00</b>	<b>\$ 1,000.00</b>

Verified by Department Manager:

Digitally signed by Liisa Bloomfield

Approved by CAO to Present to Board:

1-2-3801-5507

Project G/L Code (assigned by finance):

CFR #08

Capital Funding Request Number:

Funding Source:	
Capital Reserve:	
Operating Reserve:	
Federal Grant:	
Provincial Grant:	
Other Grant:	
Donations:	
Other (specify):	
DCC RESERVE	\$ 195,000.00
<b>Must Equal Project Cost</b>	<b>\$ 195,000.00</b>



## Regional District of Okanagan-Similkameen Capital Funding Request

Prepared by: Liisa Bloomfield

Date Submitted: 9/26/23

**Project Purpose**

Replacement of pneumatic valve actuators with electric valve actuators

**Priority (check one)**

Health & Safety:	<input type="radio"/>	Regulatory Requirement:	<input type="radio"/>
Replacement of Existing:	<input checked="" type="radio"/>	New Infrastructure:	<input type="radio"/>
Other:	<input type="radio"/>		

**Service Area (department code and description):**

3801 WWTP - NEW ELECTRIC VALVE ACTUATORS

**Estimated Capital Cost:**

Supply and installation of electric valve actuators	Quantity	Unit Cost	Total Cost
	10.00	\$ 10,000.00	\$ 100,000.00
			\$ 0.00
			\$ 0.00
			\$ 0.00
			\$ 0.00
		<b>Total Project Cost</b>	<b>\$ 100,000.00</b>

**Description of Project:**

The pneumatic valves are reaching the end of their service life after 10 years. These valves are critical to ensuring instrument air is provided for the bioreactors at the plant where bacteria are used to treat the sewage received. If the valves are not performing well, the oxygen being provided for the biological activity can be too low causing upsets in the balance. The current pneumatic valves are going to be replaced with electric valves as they have a higher reliability in the industry in environments such as the Okanagan.

The treatment plant has 10 valves that need replacing. The work will be carried out during periods of lower flows over the next year.

No additional costs for maintenance are anticipated.

**Capital Expenditure Rational Strategic Importance (attach pages as required):**

New Infrastructure: <input type="radio"/>	Start Date (if approved) 3/4/24	Anticipated Completion Date 3/28/25
Replacement / Repair: <input checked="" type="radio"/>	Anticipated Service in Date 3/28/25	

**New Yearly Operating Expenses Attributed to the Capital Project:**

Year:	2024	2025	2026	2027	2028
Staffing:	\$ 0.00				
Maintenance:	\$ 0.00				
Reserve Replacement:					
Contracts:					
Annual Licensing Fees:					
Miscellaneous (specify):					
<b>Total Operating Costs:</b>	\$ 0.00	\$ 0.00	\$ 0.00	\$ 0.00	\$ 0.00

Verified by Department Manager:	Digitally signed by Liisa Bloomfield	<table border="1" style="width: 100%; border-collapse: collapse;"> <tr><td>Funding Source:</td><td></td></tr> <tr><td>Capital Reserve:</td><td></td></tr> <tr><td>Operating Reserve:</td><td></td></tr> <tr><td>Federal Grant:</td><td></td></tr> <tr><td>Provincial Grant:</td><td></td></tr> <tr><td>Other Grant:</td><td></td></tr> <tr><td>Donations:</td><td></td></tr> <tr><td>Other (specify):</td><td></td></tr> <tr><td>Operations - User Fees</td><td style="text-align: right;">\$ 100,000.00</td></tr> <tr><td><b>Must Equal Project Cost</b></td><td style="text-align: right;"><b>\$ 100,000.00</b></td></tr> </table>	Funding Source:		Capital Reserve:		Operating Reserve:		Federal Grant:		Provincial Grant:		Other Grant:		Donations:		Other (specify):		Operations - User Fees	\$ 100,000.00	<b>Must Equal Project Cost</b>	<b>\$ 100,000.00</b>
Funding Source:																						
Capital Reserve:																						
Operating Reserve:																						
Federal Grant:																						
Provincial Grant:																						
Other Grant:																						
Donations:																						
Other (specify):																						
Operations - User Fees	\$ 100,000.00																					
<b>Must Equal Project Cost</b>	<b>\$ 100,000.00</b>																					
Approved by CAO to Present to Board:																						
Project G/L Code (assigned by finance):	1-2-3801-5510																					
Capital Funding Request Number:	CFR #10																					





## Regional District of Okanagan-Similkameen Capital Funding Request

Prepared by: Lisa Bloomfield

Date Submitted: 10/5/23

**Project Purpose**  
Replacement of high priority components to meet development requirements in the Okanagan Falls Sewer System

**Priority (check one)**

Health & Safety:	<input type="radio"/>	Regulatory Requirement:	<input type="radio"/>
Replacement of Existing:	<input checked="" type="radio"/>	New Infrastructure:	<input type="radio"/>
Other:	<input type="radio"/>		

**Service Area (department code and description):**  
3801 OK FALLS SEWER PRIORITY UPGRADES

Estimated Capital Cost:	Quantity	Unit Cost	Total Cost
Design and construction of sewer upgrades	1.00	\$ 498,111.00	\$ 498,111.00
			\$ 0.00
			\$ 0.00
			\$ 0.00
			\$ 0.00
<b>Total Project Cost</b>			<b>\$ 498,111.00</b>

**Description of Project:**  
Several sewer mains and infrastructure in the town centre area of Okanagan Falls are undersized to service the planned developments and growth in the area. This project will design and replace some of the priority components that are identified as requiring replacement for the sewer system to adequately service the growing community. This sewer project is half of the overall infrastructure renewal project to be taken on; with the other half being upgrades to the Okanagan Falls Water system.

**Capital Expenditure Rational Strategic Importance (attach pages as required):**

New Infrastructure: <input type="radio"/>	Start Date (if approved) 1/15/24	Anticipated Completion Date 5/30/26
Replacement / Repair: <input checked="" type="radio"/>	Anticipated Service in Date	

**New Yearly Operating Expenses Attributed to the Capital Project:**

Year:	2024	2025	2026	2027	2028
Staffing:	\$ 0.00				
Maintenance:	\$ 0.00				
Reserve Replacement:					
Contracts:					
Annual Licensing Fees:					
Miscellaneous (specify):					
<b>Total Operating Costs:</b>	\$ 0.00	\$ 0.00	\$ 0.00	\$ 0.00	\$ 0.00

Verified by Department Manager:	Digitally signed by Liisa Bloomfield	Funding Source:
Approved by CAO to Present to Board:		Capital Reserve:
Project G/L Code (assigned by finance):	1-2-3801-5512	Operating Reserve:
Capital Funding Request Number:	CFR #11	Federal Grant:
		Provincial Grant:
		Other Grant:
		Donations:
		Other (specify):
		CEC Reserve
		Growing Communities Fund
		Must Equal Project Cost
		\$ 498,111.00
		\$ 498,111.00

Revised 10/5/23





**Regional District of Okanagan-Similkameen  
2024-2038 Capital Financial Plan  
CAMP GROUND - LOOSE BAY - 3906**

	2023 Budget	2024 Budget	2025 Budget	2026 Budget	2027 Budget	2028 Budget
<b>Funding</b>						
PROVINCIAL GRANTS	239,776	181,913	-	-	-	-
<b>Total Funding</b>	<u>\$ 239,776</u>	<u>\$ 181,913</u>	<u>\$ -</u>	<u>\$ -</u>	<u>\$ -</u>	<u>\$ -</u>
<b>Expense</b>						
ADMINISTRATION CHARGES	-	-	-	-	-	-
SITE IMPROVEMENTS CF	239,776	181,913	-	-	-	-
<b>Total Capital Expenses</b>	<u>\$ 239,776</u>	<u>\$ 181,913</u>	<u>\$ -</u>	<u>\$ -</u>	<u>\$ -</u>	<u>\$ -</u>



**Regional District of Okanagan-Similkameen  
2024-2038 Capital Financial Plan  
WATER SYSTEM - OKANAGAN FALLS - 3916**

	2023 Budget	2024 Budget	2025 Budget	2026 Budget	2027 Budget	2028 Budget
<b>Funding</b>						
COMMUNITY WORKS GAS TAX	-	150,000	-	-	-	-
TRANSFER FROM CAPITAL RESERVE	321,000	737,355	452,526	-	308,526	-
TRANSFER FROM OPERATING RESERVE	186	4,094	148,614	28,798	126,754	40,252
TRANSFER FROM CEC RESERVE	-	100,000	150,000	100,000	-	25,000
DEBENTURE PROCEEDS	500,000	500,000	1,150,000	600,000	750,000	1,000,000
PROVINCIAL GRANTS	1,240,000	240,000	1,300,748	-	1,540,748	-
<b>Total Funding</b>	<b>\$ 2,061,186</b>	<b>\$ 1,731,449</b>	<b>\$ 3,201,888</b>	<b>\$ 728,798</b>	<b>\$ 2,726,028</b>	<b>\$ 1,065,252</b>
<b>Expense</b>						
ADMINISTRATION CHARGES	186	19,094	148,614	28,798	126,304	40,252
WATERMAIN AND VALVE UPGRADE CF	1,486,000	486,000	-	-	-	-
WATERMAIN AND VALVE UPGRADE	-	-	1,363,274	-	1,849,724	-
OPERATIONAL AND SAFETY UPGRADES CF	500,000	500,000	-	-	-	-
UPPER ZONE EXPANSION	-	-	1,250,000	100,000	-	-
PRIORITY WATER MAIN UPGRADES	-	498,111	300,000	-	-	-
UTILITY TRUCK	60,000	-	-	-	-	-
SCADA CF	-	11,244	-	-	-	-
SCADA	15,000	-	15,000	-	-	-
PUMPHOUSE & COMMUNICATIONS UPGRADES	-	67,000	-	-	-	-
GENERATOR PUMPHOUSE #5	-	-	125,000	-	-	-
WATERMAIN MASTER PLAN	-	-	-	600,000	750,000	1,025,000
OK FALLS WATER OFFICE RELOCATION	-	150,000	-	-	-	-
<b>Total Capital Expenses</b>	<b>\$ 2,061,186</b>	<b>\$ 1,731,449</b>	<b>\$ 3,201,888</b>	<b>\$ 728,798</b>	<b>\$ 2,726,028</b>	<b>\$ 1,065,252</b>



## Regional District of Okanagan-Similkameen Capital Funding Request

Prepared by: Liisa Bloomfield

Date Submitted: 10/6/23

**Project Purpose**

Work is continuing on upgrading the SCADA and communications system for the recently acquired Okanagan Falls Water System

**Priority (check one)**

Health & Safety:	<input type="radio"/>	Regulatory Requirement:	<input type="radio"/>
Replacement of Existing:	<input checked="" type="radio"/>	New Infrastructure:	<input type="radio"/>
Other:	<input type="radio"/>		

**Service Area (department code and description):**

3916-5506 OKF WATER SCADA UPGRADES

**Estimated Capital Cost:**

Quantity	Unit Cost	Total Cost
Upgrades to SCADA system	1.00	\$ 15,000.00
		\$ 0.00
		\$ 0.00
		\$ 0.00
		\$ 0.00
<b>Total Project Cost</b>		<b>\$ 15,000.00</b>

**Description of Project:**

Work is continuing into 2024 on the SCADA and communication upgrades for the Okanagan Falls Water System since acquisition in 2023. Some additional funding for 2024 is required to complete the project.

**Capital Expenditure Rational Strategic Importance (attach pages as required):**

New Infrastructure: <input type="radio"/>	Start Date (if approved)	Anticipated Completion Date
Replacement / Repair: <input checked="" type="radio"/>	Anticipated Service in Date	<u>12/20/24</u>

**New Yearly Operating Expenses Attributed to the Capital Project:**

Year:	2024	2025	2026	2027	2028
Staffing:	\$ 0.00				
Maintenance:	\$ 0.00				
Reserve Replacement:					
Contracts:					
Annual Licensing Fees:					
Miscellaneous (specify):					
<b>Total Operating Costs:</b>	<b>\$ 0.00</b>	<b>\$ 0.00</b>	<b>\$ 0.00</b>	<b>\$ 0.00</b>	<b>\$ 0.00</b>

Verified by Department Manager:	Digitally signed by Liisa Bloomfield	Funding Source:
Approved by CAO to Present to Board:		Capital Reserve: <span style="float: right;">\$ 15,000.00</span>
Project G/L Code (assigned by finance):	<u>1-2-3916-5506</u>	Operating Reserve:
Capital Funding Request Number:	<u>CFR #24</u>	Federal Grant:
		Provincial Grant:
		Other Grant:
		Donations:
		Other (specify):
		Growing Communities Fund:
		<b>Must Equal Project Cost</b> <span style="float: right;"><b>\$ 15,000.00</b></span>



# Regional District of Okanagan-Similkameen Capital Funding Request

Prepared by: Liisa Bloomfield

Date Submitted: 9/26/23

**Project Purpose**

Replacement of high priority water mains in the Okanagan Falls Water System

**Priority (check one)**

Health & Safety:       Regulatory Requirement:

Replacement of Existing:       New Infrastructure:

Other:

**Service Area (department code and description):**

3916 OK FALLS WATER PRIORITY UPGRADES

**Estimated Capital Cost:**

Design and construction of water infrastructure	Quantity	Unit Cost	Total Cost
	1.00	\$ 498,111.00	\$ 498,111.00
			\$ 0.00
			\$ 0.00
			\$ 0.00
			\$ 0.00
<b>Total Project Cost</b>			<b>\$ 498,111.00</b>

**Description of Project:**

Several water mains in the town centre area of Okanagan Falls are undersized to service the planned developments in the area. This project will design and replace some of the priority water mains that are identified as bottlenecks in the system but are not in close proximity to new construction activities and are likely issues for more than one development. This water project is half of the overall infrastructure renewal project to be taken on; with the other half being upgrades to the Okanagan Falls Sewer system.

**Capital Expenditure Rational Strategic Importance (attach pages as required):**

New Infrastructure:       Start Date (if approved) 1/15/24      Anticipated Completion Date 5/30/26

Replacement / Repair:       Anticipated Service in Date

**New Yearly Operating Expenses Attributed to the Capital Project:**

Year:	2024	2025	2026	2027	2028
Staffing:	\$ 0.00				
Maintenance:	\$ 0.00				
Reserve Replacement:					
Contracts:					
Annual Licensing Fees:					
Miscellaneous (specify):					
<b>Total Operating Costs:</b>	<b>\$ 0.00</b>	<b>\$ 0.00</b>	<b>\$ 0.00</b>	<b>\$ 0.00</b>	<b>\$ 0.00</b>

Verified by Department Manager:	Digitally signed by Liisa Bloomfield	Funding Source:	
Approved by CAO to Present to Board:		Capital Reserve:	\$ 398,111.00
Project G/L Code (assigned by finance):	1-2-3916-5504	Operating Reserve:	
Capital Funding Request Number:	CFR #26	Federal Grant:	
		Provincial Grant:	
		Other Grant:	
		Donations:	
		Other (specify):	
		CEC Reserve	\$ 100,000.00
		Growing Communities Fund	
		<b>Must Equal Project Cost</b>	<b>\$ 498,111.00</b>

Revised 10/5/23





## Regional District of Okanagan-Similkameen Capital Funding Request

Prepared by: Liisa Bloomfield

Date Submitted: 9/26/23

**Project Purpose**

Upgrades to the communications system for the OK Falls Water System pumphouses

**Priority (check one)**

Health & Safety:	<input type="radio"/>	Regulatory Requirement:	<input type="radio"/>
Replacement of Existing:	<input checked="" type="radio"/>	New Infrastructure:	<input type="radio"/>
Other:	<input type="radio"/>		

**Service Area (department code and description):**

3916 OK FALLS WATER COMMUNICATION UPGRADES

**Estimated Capital Cost:**

Communication upgrades	Quantity	Unit Cost	Total Cost
	1.00	\$ 67,000.00	\$ 67,000.00
			\$ 0.00
			\$ 0.00
			\$ 0.00
			\$ 0.00
<b>Total Project Cost</b>			<b>\$ 67,000.00</b>

**Description of Project:**

Communication between the pumphouses for the water system is critical for the efficient operation of the water system. Upgrades are required for the communication equipment to provide reliable service. Funding is available in capital reserves.

**Capital Expenditure Rational Strategic Importance (attach pages as required):**

New Infrastructure: <input type="radio"/>	Start Date (if approved) <u>1/15/24</u>	Anticipated Completion Date <u>12/20/24</u>
Replacement / Repair: <input checked="" type="radio"/>	Anticipated Service in Date	

**New Yearly Operating Expenses Attributed to the Capital Project:**

Year:	2024	2025	2026	2027	2028
Staffing:	\$ 0.00				
Maintenance:	\$ 0.00				
Reserve Replacement:					
Contracts:					
Annual Licensing Fees:					
Miscellaneous (specify):					
<b>Total Operating Costs:</b>	<b>\$ 0.00</b>	<b>\$ 0.00</b>	<b>\$ 0.00</b>	<b>\$ 0.00</b>	<b>\$ 0.00</b>

Verified by Department Manager:	Digitally signed by Liisa Bloomfield	Funding Source:	
Approved by CAO to Present to Board:		Capital Reserve:	\$ 67,000.00
Project G/L Code (assigned by finance):	1-2-3916-5507	Operating Reserve:	
Capital Funding Request Number:	CFR #27	Federal Grant:	
		Provincial Grant:	
		Other Grant:	
		Donations:	
		Other (specify):	
		CEC Reserve	
		Growing Communities Fund	
		<b>Must Equal Project Cost</b>	<b>\$ 67,000.00</b>



## Regional District of Okanagan-Similkameen Capital Funding Request

Prepared by: Liisa Bloomfield

Date Submitted: 9/26/23

<b>Project Purpose</b> Provide facilities for water operations at the works yard in Okanagan Falls.	<b>Priority (check one)</b> Health & Safety: <input type="radio"/> Regulatory Requirement: <input type="radio"/> Replacement of Existing: <input type="radio"/> New Infrastructure: <input checked="" type="radio"/> Other: <input type="radio"/>
<b>Service Area (department code and description):</b> 3916 OK FALLS WATER OFFICE RELOCATION	

Estimated Capital Cost:	Quantity	Unit Cost	Total Cost
New office for the water operations	1.00	\$ 150,000.00	\$ 150,000.00
			\$ 0.00
			\$ 0.00
			\$ 0.00
			\$ 0.00
<b>Total Project Cost</b>			<b>\$ 150,000.00</b>

**Description of Project:**  
 The Okanagan Falls Community Service office is expanding to meet the needs of the community. Half of the building is currently utilized by water system operations. In order to adequately serve the growing needs of the community, options are being looked at for moving the water operations to another site. The likely location is the current works yard and details are currently being worked on to determine its feasibility. To prepare the site and bring in suitable buildings to meet the operational needs, quotes will be developed for an accurate cost estimate. For the purposes of ensuring funds are available in the budget for 2024, \$150,000 is being allocated at this time. Once the new facilities are in place, the remaining funds will go towards renovations at the Community Services office.

**Capital Expenditure Rational Strategic Importance (attach pages as required):**

New Infrastructure: <input checked="" type="radio"/>	Start Date (if approved) 1/15/24	Anticipated Completion Date 12/13/24
Replacement / Repair: <input type="radio"/>	Anticipated Service in Date	

**New Yearly Operating Expenses Attributed to the Capital Project:**

Year:	2024	2025	2026	2027	2028
Staffing:	\$ 0.00				
Maintenance:	\$ 0.00				
Reserve Replacement:					
Contracts:					
Annual Licensing Fees:					
Miscellaneous (specify):					
<b>Total Operating Costs:</b>	\$ 0.00	\$ 0.00	\$ 0.00	\$ 0.00	\$ 0.00

Verified by Department Manager:	Digitally signed by Liisa Bloomfield	Funding Source:
Approved by CAO to Present to Board:		Capital Reserve:
Project G/L Code (assigned by finance):	1-2-3916-5510	Operating Reserve:
Capital Funding Request Number:	CFR #33	Federal Grant:
		Provincial Grant:
		Other Grant:
		Donations:
		Other (specify):
		Gas tax
		\$ 150,000.00
		<b>Must Equal Project Cost</b>
		<b>\$ 150,000.00</b>



**Regional District of Okanagan-Similkameen  
2024-2038 Capital Financial Plan  
WATER SYSTEM - FAULDER - 3921**

	2023 Budget	2024 Budget	2025 Budget	2026 Budget	2027 Budget	2028 Budget
<b>Funding</b>						
COMMUNITY WORKS GAS TAX	80,000	-	-	-	-	-
TRANSFER FROM GAS TAX		122,328	300,000	120,000	-	-
TRANSFR FROM OPERATING RESERVE	25,000	-	8,836	5,191	1,657	-
DEBENTURE PROCEEDS	60,000	-	-	100,000	100,000	-
<b>Total Funding</b>	<b>\$ 165,000</b>	<b>\$ 122,328</b>	<b>\$ 308,836</b>	<b>\$ 225,191</b>	<b>\$ 101,657</b>	<b>\$ -</b>
<b>Expense</b>						
ADMINISTRATION CHARGES	-	-	8,836	5,191	1,657	-
FAULDER WATER SYSTEM UPGRADE CF	80,000	37,328				
VALVE REPLACEMENTS CF	25,000	25,000				
CONSULTANT TO PROVIDE SAFE OPERATING PROCEDURES FOR URANIUM PROCEDURES CF	60,000	60,000				
UNIVERSAL METERING PROJECT		-	300,000	120,000	-	-
SYSTEM UPGRADES		-	-	100,000	100,000	-
<b>Total Capital Expenses</b>	<b>\$ 165,000</b>	<b>\$ 122,328</b>	<b>\$ 308,836</b>	<b>\$ 225,191</b>	<b>\$ 101,657</b>	<b>\$ -</b>



**Regional District of Okanagan-Similkameen  
2024-2038 Capital Financial Plan  
WATER SYSTEM - WILLOWBROOK - 3931**

	2023 Budget	2024 Budget	2025 Budget	2026 Budget	2027 Budget	2028 Budget
<b>Funding</b>						
COMMUNITY WORKS GAS TAX	287,773	-	-	-	-	-
TRANSFER FROM GAS TAX	-	316,276	150,000	30,000	380,000	30,000
TRANSFR FROM OPERATING RESERVE	10,568	67,832	3,120	373	4,722	373
DEBENTURE PROCEEDS	50,000	-	-	-	-	-
PROVINCIAL GRANTS	-	-	-	-	100,000	2,400,000
<b>Total Funding</b>	<b>\$ 348,341</b>	<b>\$ 384,108</b>	<b>\$ 153,120</b>	<b>\$ 30,373</b>	<b>\$ 484,722</b>	<b>\$ 2,430,373</b>
<b>Expense</b>						
ADMINISTRATION CHARGES	10,568	832	3,120	373	4,722	373
WELL HEAD PROTECTION PLAN, DESIGN OF RESERVOIR AND WATERMAIN UPGRADES ON GREEN LAKE ROAD CF	87,773	66,276	-	-	-	-
RESIVOIR DESIGN & CONSTRUCTION CON	-	-	-	-	100,000	2,400,000
WATERMAIN REPLACEMENT (NORTH PORTION)CF	250,000	250,000	-	-	-	-
WATER MASTER PLAN	-	50,000	-	-	350,000	-
GENERATOR INSTALLATION & PUMPHOUSE UPGRADES	-	-	130,000	-	-	-
CURBSTOP REPLACEMENT & METER INSTALL PROGRAM	-	17,000	20,000	30,000	30,000	30,000
<b>Total Capital Expenses</b>	<b>\$ 348,341</b>	<b>\$ 384,108</b>	<b>\$ 153,120</b>	<b>\$ 30,373</b>	<b>\$ 484,722</b>	<b>\$ 2,430,373</b>





## Regional District of Okanagan-Similkameen Capital Funding Request

Prepared by: Liisa Bloomfield

Date Submitted: 9/26/23

<b>Project Purpose</b>	<b>Priority (check one)</b>	
Update of Willowbrook Water System Master Plan	Health & Safety: <input type="radio"/>	Regulatory Requirement: <input type="radio"/>
<b>Service Area (department code and description):</b>	Replacement of Existing: <input type="radio"/>	New Infrastructure: <input type="radio"/>
3931 WILLOWBROOK WATER MASTER PLAN UPDATE	Other: <input checked="" type="radio"/>	

Estimated Capital Cost:	Quantity	Unit Cost	Total Cost
Update of report from 2016	1.00	\$ 50,000.00	\$ 50,000.00
			\$ 0.00
			\$ 0.00
			\$ 0.00
			\$ 0.00
<b>Total Project Cost</b>			<b>\$ 50,000.00</b>

**Description of Project:**

The initial master plan for Willowbrook was completed as part of the acquisition process. A significant amount of work has been completed and the master plan needs to be updated in order to project the required upgrades for the water system.

Master plans are critical when determining all the needed information for asset management of the system.

**Capital Expenditure Rational Strategic Importance (attach pages as required):**

New Infrastructure: <input checked="" type="radio"/>	Start Date (if approved) 4/1/24	Anticipated Completion Date 12/20/24
Replacement / Repair: <input type="radio"/>	Anticipated Service in Date	

**New Yearly Operating Expenses Attributed to the Capital Project:**

Year:	2024	2025	2026	2027	2028
Staffing:	\$ 0.00				
Maintenance:	\$ 0.00				
Reserve Replacement:					
Contracts:					
Annual Licensing Fees:					
Miscellaneous (specify):					
<b>Total Operating Costs:</b>	\$ 0.00	\$ 0.00	\$ 0.00	\$ 0.00	\$ 0.00

Verified by Department Manager:	Digitally signed by Liisa Bloomfield	<table border="1" style="width: 100%; border-collapse: collapse;"> <tr><td>Funding Source:</td><td> </td></tr> <tr><td>Capital Reserve:</td><td> </td></tr> <tr><td>Operating Reserve:</td><td> </td></tr> <tr><td>Federal Grant:</td><td> </td></tr> <tr><td>Provincial Grant:</td><td> </td></tr> <tr><td>Other Grant:</td><td> </td></tr> <tr><td>Donations:</td><td> </td></tr> <tr><td>Other (specify):</td><td> </td></tr> <tr><td>Gas Tax</td><td style="text-align: right;">\$ 50,000.00</td></tr> <tr><td><b>Must Equal Project Cost</b></td><td style="text-align: right;"><b>\$ 50,000.00</b></td></tr> </table>	Funding Source:		Capital Reserve:		Operating Reserve:		Federal Grant:		Provincial Grant:		Other Grant:		Donations:		Other (specify):		Gas Tax	\$ 50,000.00	<b>Must Equal Project Cost</b>	<b>\$ 50,000.00</b>
Funding Source:																						
Capital Reserve:																						
Operating Reserve:																						
Federal Grant:																						
Provincial Grant:																						
Other Grant:																						
Donations:																						
Other (specify):																						
Gas Tax	\$ 50,000.00																					
<b>Must Equal Project Cost</b>	<b>\$ 50,000.00</b>																					
Approved by CAO to Present to Board:																						
Project G/L Code (assigned by finance):	1-2-3931-5506																					
Capital Funding Request Number:	CFR #14																					





**Regional District of Okanagan-Similkameen  
2024-2038 Capital Financial Plan  
WATER SYSTEM - NARAMATA - 3941**

	2023 Budget	2024 Budget	2025 Budget	2026 Budget	2027 Budget	2028 Budget
<b>Funding</b>						
TRANSFER FROM CAPITAL RESERVE	95,000	379,116	30,000	20,000	-	-
TRANSFER FROM DUALING RESERVE	300,000	515,000	460,000	150,000	100,000	430,000
GROWING COMMUNITIES FUND		125,000	-	-	-	-
TRANSFER FROM LOWER ZONE RESERVE	90,951	-	-	-	-	-
TRANSFER FROM DCC	100,000	100,000	50,000	-	-	30,000
TRANSFR FROM OPERATING RESERVE	71,341	270,628	153,771	223,234	99,619	86,952
DEBENTURE PROCEEDS	-	-	-	375,000	350,000	-
PROVINCIAL GRANTS	-	-	-	1,465,000	770,000	-
<b>Total Funding</b>	<b>\$ 657,292</b>	<b>\$ 1,389,744</b>	<b>\$ 693,771</b>	<b>\$ 2,233,234</b>	<b>\$ 1,319,619</b>	<b>\$ 546,952</b>
<b>Expense</b>						
ADMINISTRATION CHARGES	16,341	17,886	12,521	99,724	24,339	9,891
UPDATES TO MASTER PLAN AND MODEL ANALYSIS CF	15,000	22,358	-	-	-	-
UPDATES TO MASTER PLAN AND MODEL ANALYSIS	-	75,500	5,000	6,000	6,500	7,000
GENERAL UNEXPECTED CAPITAL, AS REQUIRED CF	15,000	15,000	-	-	-	-
GENERAL UNEXPECTED CAPITAL, AS REQUIRED	-	10,000	15,250	15,500	15,750	16,000
UPGRADE WATER MAIN DESIGN CF		14,005				
UPGRADE WATER MAIN DESIGN	25,000	15,000	25,500	26,000	26,500	27,000
UPGRADE WATER MAIN	-	-	-	1,800,000	100,000	-
SCADA MASTER PLAN PHASE II CF	65,951	74,830				
SCADA MASTER PLAN PHASE II ADDITIONAL	40,000	25,000	25,500	26,010	26,530	27,061
FILTRATION DEFERRAL APPLICATION CF	80,000	113,165	30,000	-	-	-
DAM - REPAIR & UPGRADES CF		35,000				
DAM - REPAIR & UPGRADES	100,000	350,000	100,000	50,000	-	-
PRV REPLACEMENT (near 550 Boothe Rd) CF	200,000	200,000	-	-	-	-
JUNIPER RESERVOIR CONSTRUCTION		-	-	60,000	1,020,000	-
PRV STATION UPGRADES		-	250,000	-	-	250,000
PUMP AND MOTOR UPGRADES CF		100,000				
PUMP AND MOTOR UPGRADES	100,000	-	50,000	-	-	30,000
RAW WATER PUPMSTATION - PUMP REBUILD		110,000	-	-	-	80,000
NARAMATA WATER OFFICE AND YARD RELOCATION		75,000	-	-	-	-
PUMP EFFICIENCY STUDY		25,000	-	-	-	-
PUMP CONTROL VALVE REPLACEMENT MULTI SITE		80,000	70,000	50,000	-	-
RAW WATER PUMPSTATION - DESIGN & CONSTRUCTION		20,000	85,000	-	-	-
RAW WATERMAIN FLOW METER		12,000	-	-	-	-
UNIVERSAL METERING IMPLEMENTATION		-	25,000	100,000	100,000	100,000
<b>Total Capital Expenses</b>	<b>\$ 657,292</b>	<b>\$ 1,389,744</b>	<b>\$ 693,771</b>	<b>\$ 2,233,234</b>	<b>\$ 1,319,619</b>	<b>\$ 546,952</b>





# Regional District of Okanagan-Similkameen Capital Funding Request

Prepared by: Liisa Bloomfield

Date Submitted: 9/26/23

**Project Purpose**

Rebuild the Raw water pumps for the Naramata Water system as part of critical maintenance activities

**Priority (check one)**

Health & Safety:	<input type="radio"/>	Regulatory Requirement:	<input type="radio"/>
Replacement of Existing:	<input checked="" type="radio"/>	New Infrastructure:	<input type="radio"/>
Other:	<input type="radio"/>		

**Service Area (department code and description):**

3941 RAW WATER PUMPSTATION REBUILDS

**Estimated Capital Cost:**

Quantity	Unit Cost	Total Cost
Rebuilding of 3 pumps instead of replacement 3.00	\$ 30,000.00	\$ 90,000.00
Contingency 1.00	\$ 20,000.00	\$ 20,000.00
		\$ 0.00
		\$ 0.00
		\$ 0.00
<b>Total Project Cost</b>		<b>\$ 110,000.00</b>

**Description of Project:**

The Naramata Water system receives all water from the Raw Water Pumpstation on Okanagan Lake. Three pumps all require rebuilds based on the number of pumping hours as part of a critical maintenance activity. Rebuilding pumps is more cost effective than a complete replacement.

Without the raw water pumps, the Naramata water system will not operate. The system has 2 duty pumps and 1 back up pump.

The pumps will be taken out of service one a time and sent for rebuilding during lower demand seasons - early spring and late fall.

There is no extra costs involved with this project as it is a replacement/repair project.

**Capital Expenditure Rational Strategic Importance (attach pages as required):**

New Infrastructure: <input type="radio"/>	Start Date (if approved) <u>1/15/24</u>	Anticipated Completion Date <u>12/20/24</u>
Replacement / Repair: <input checked="" type="radio"/>	Anticipated Service in Date <u>12/20/24</u>	

**New Yearly Operating Expenses Attributed to the Capital Project:**

Year:	2024	2025	2026	2027	2028
Staffing:	\$ 0.00				
Maintenance:	\$ 0.00				
Reserve Replacement:					
Contracts:					
Annual Licensing Fees:					
Miscellaneous (specify):					
<b>Total Operating Costs:</b>	\$ 0.00	\$ 0.00	\$ 0.00	\$ 0.00	\$ 0.00

Verified by Department Manager:  Approved by CAO to Present to Board:  Project G/L Code (assigned by finance):  Capital Funding Request Number:	Digitally signed by Liisa Bloomfield   <u>1-2-3941-5564</u>  <u>CFR #01</u>	<table border="0"> <tr> <td><b>Funding Source:</b></td> <td></td> </tr> <tr> <td>Capital Reserve:</td> <td style="text-align: right;">\$ 110,000.00</td> </tr> <tr> <td>Operating Reserve:</td> <td></td> </tr> <tr> <td>Federal Grant:</td> <td></td> </tr> <tr> <td>Provincial Grant:</td> <td></td> </tr> <tr> <td>Other Grant:</td> <td></td> </tr> <tr> <td>Donations:</td> <td></td> </tr> <tr> <td>Other (specify):</td> <td></td> </tr> <tr> <td>Operations</td> <td></td> </tr> <tr> <td><b>Must Equal Project Cost</b></td> <td style="text-align: right;"><b>\$ 110,000.00</b></td> </tr> </table>	<b>Funding Source:</b>		Capital Reserve:	\$ 110,000.00	Operating Reserve:		Federal Grant:		Provincial Grant:		Other Grant:		Donations:		Other (specify):		Operations		<b>Must Equal Project Cost</b>	<b>\$ 110,000.00</b>
<b>Funding Source:</b>																						
Capital Reserve:	\$ 110,000.00																					
Operating Reserve:																						
Federal Grant:																						
Provincial Grant:																						
Other Grant:																						
Donations:																						
Other (specify):																						
Operations																						
<b>Must Equal Project Cost</b>	<b>\$ 110,000.00</b>																					



# Regional District of Okanagan-Similkameen Capital Funding Request

Prepared by: Lisa Bloomfield

Date Submitted: 9/26/23

**Project Purpose**  
Provide necessary infrastructure to meet the water operator needs for a facility and yard area in order to relocate from the existing Naramata Water office location

**Priority (check one)**

Health & Safety:       Regulatory Requirement:

Replacement of Existing:       New Infrastructure:

Other:

**Service Area (department code and description):**  
3941 WATER OFFICE AND YARDS RELOCATION

Estimated Capital Cost:	Quantity	Unit Cost	Total Cost
Prepare site for new office and yard	1.00	\$ 25,000.00	\$ 25,000.00
Office space supply and install	1.00	\$ 50,000.00	\$ 50,000.00
			\$ 0.00
			\$ 0.00
			\$ 0.00
<b>Total Project Cost</b>			<b>\$ 75,000.00</b>

**Description of Project:**  
The Naramata Water system operators require office workspace to complete operations of the water system. Options are being considered to relocate the operations office to another location within Naramata. The proposed costs will be used to prepare a new location for the operations office and works yard in order to free up the space on Robinson Avenue. As the water office currently exists, there are annual costs associated with operating and maintaining the building, so it is not anticipated that the new location would have additional annual costs.

**Capital Expenditure Rational Strategic Importance (attach pages as required):**

New Infrastructure:       Start Date (if approved) **3/4/24**      Anticipated Completion Date **12/20/24**

Replacement / Repair:       Anticipated Service in Date **12/20/24**

**New Yearly Operating Expenses Attributed to the Capital Project:**

Year:	2024	2025	2026	2027	2028
Staffing:	\$ 0.00				
Maintenance:	\$ 0.00				
Reserve Replacement:					
Contracts:					
Annual Licensing Fees:					
Miscellaneous (specify):					
<b>Total Operating Costs:</b>	<b>\$ 0.00</b>	<b>\$ 0.00</b>	<b>\$ 0.00</b>	<b>\$ 0.00</b>	<b>\$ 0.00</b>

Verified by Department Manager:	Digitally signed by Liisa Bloomfield	Funding Source:	
Approved by CAO to Present to Board:		Capital Reserve:	
Project G/L Code (assigned by finance):	1-2-3941-5565	Operating Reserve:	
Capital Funding Request Number:	CFR #02	Federal Grant:	
		Provincial Grant:	
		Other Grant:	
		Donations:	
		Other (specify):	
		Growing Communities Fund	\$ 75,000.00
		Must Equal Project Cost	\$ 75,000.00





## Regional District of Okanagan-Similkameen Capital Funding Request

Prepared by: Lisa Bloomfield

Date Submitted: 9/26/23

**Project Purpose**  
Complete an energy efficiency assessment of the Naramata water system pumps

**Service Area (department code and description):**  
3941 PUMP EFFICIENCY STUDY

**Priority (check one)**

Health & Safety: <input type="radio"/>	Regulatory Requirement: <input type="radio"/>
Replacement of Existing: <input type="radio"/>	New Infrastructure: <input type="radio"/>
Other: <input checked="" type="radio"/>	

Estimated Capital Cost:	Quantity	Unit Cost	Total Cost
Complete assessment by consultant	1.00	\$ 25,000.00	\$ 25,000.00
			\$ 0.00
			\$ 0.00
			\$ 0.00
			\$ 0.00
			\$ 0.00
Total Project Cost			\$ 25,000.00

**Description of Project:**

Naramata Water System comprises of three pump station with 12 pumps with total cumulative capacity of around 1200 hp. Also, these pump stations are among the highest electricity consuming accounts and annual electricity bills. The total electricity consumption for these three accounts was around 1.8 million kWh and annual bill was \$220,000 in 2022.

The proposed custom efficiency study will measure real time interval data of electrical parameter such as voltage, current, real power, power factor, harmonics etc, create pump curve from existing flow data for all 12 pumps, and analyze data to identify efficiency improvement measure for motor and pumps that includes need for VFD, power factor corrections, and improve operation and maintenance schedule.

**Capital Expenditure Rational Strategic Importance (attach pages as required):**

<b>New Infrastructure:</b> <input checked="" type="radio"/>	Start Date (if approved) 1/15/24	Anticipated Completion Date 6/28/24
<b>Replacement / Repair:</b> <input type="radio"/>	Anticipated Service in Date	

**New Yearly Operating Expenses Attributed to the Capital Project:**

Year:	2024	2025	2026	2027	2028
Staffing:	\$ 0.00				
Maintenance:	\$ 0.00				
Reserve Replacement:					
Contracts:					
Annual Licensing Fees:					
Miscellaneous (specify):					
Total Operating Costs:	\$ 0.00	\$ 0.00	\$ 0.00	\$ 0.00	\$ 0.00

Verified by Department Manager: _____  Approved by CAO to Present to Board: _____  Project G/L Code (assigned by finance): <b>1-2-3941-5566</b>	Funding Source: Capital Reserve: _____ Operating Reserve: <b>\$ 25,000.00</b> Federal Grant: _____ Provincial Grant: _____ Other Grant: _____ Donations: _____ Other (specify): _____ Growing Communities Fund	
	Capital Funding Request Number: <b>CFR #03</b>	Must Equal Project Cost <b>\$ 25,000.00</b>



# Regional District of Okanagan-Similkameen Capital Funding Request

Prepared by: Liisa Bloomfield

Date Submitted: 9/26/23

**Project Purpose**

Complete replacement of critical control valves at the raw water pumpstation and water treatment plant

**Priority (check one)**

Health & Safety:	<input type="radio"/>	Regulatory Requirement:	<input type="radio"/>
Replacement of Existing:	<input checked="" type="radio"/>	New Infrastructure:	<input type="radio"/>
Other:	<input type="radio"/>		

**Service Area (department code and description):**

3941 PUMP CONTROL VALVE REPLACEMENT

**Estimated Capital Cost:**

Quantity	Unit Cost	Total Cost
Raw Water Pumpstation valves	3.00	\$ 10,000.00
Water Treatment plant valves	7.00	\$ 20,000.00
SCADA	1.00	\$ 15,000.00
Contingency	1.00	\$ 15,000.00
		\$ 0.00
<b>Total Project Cost</b>		<b>\$ 200,000.00</b>

**Description of Project:**

At raw water pumpstation, there are 3 existing pump control valves that are near the end of their operating life and need to be replaced. At the water treatment plant, there are 7 existing pump control valves of various sizes that are near the end of their operating life and need to be replaced. These valves range in cost from \$6,000 to \$20,000 each.

Depending on the results of the custom energy efficiency study with the water system pumps, the approach for these upgrades may be changed. However, for 2024 a budget of \$80,000 is proposed to begin replacement of the aging control valves.

An additional \$70,000 is anticipated for 2025 and a further \$50,000 for 2026 to complete the necessary replacement projects for the control valves. For a total of \$200,000 from the Operational Reserves.

**Capital Expenditure Rational Strategic Importance (attach pages as required):**

New Infrastructure: <input checked="" type="radio"/>	Start Date (if approved) <u>3/4/24</u>	Anticipated Completion Date <u>12/20/24</u>
Replacement / Repair: <input type="radio"/>	Anticipated Service in Date <u>12/20/24</u>	

**New Yearly Operating Expenses Attributed to the Capital Project:**

Year:	2024	2025	2026	2027	2028
Staffing:	\$ 0.00				
Maintenance:	\$ 0.00				
Reserve Replacement:					
Contracts:					
Annual Licensing Fees:					
Miscellaneous (specify):					
<b>Total Operating Costs:</b>	<b>\$ 0.00</b>	<b>\$ 0.00</b>	<b>\$ 0.00</b>	<b>\$ 0.00</b>	<b>\$ 0.00</b>

Verified by Department Manager:

Digitally signed by Liisa Bloomfield

Approved by CAO to Present to Board:

1-2-3941-5567

Project G/L Code (assigned by finance):

CFR #04

Capital Funding Request Number:

Funding Source:	
Capital Reserve:	
Operating Reserve:	\$ 200,000.00
Federal Grant:	
Provincial Grant:	
Other Grant:	
Donations:	
Other (specify):	
Growing Communities Fund	
<b>Must Equal Project Cost</b>	<b>\$ 200,000.00</b>





## Regional District of Okanagan-Similkameen Capital Funding Request

Prepared by: Liisa Bloomfield

Date Submitted: 9/26/23

**Project Purpose**

Complete design and construction of a pipe at the raw water pumpstation to allow for flushing without pumping into the distribution system

**Priority (check one)**

Health & Safety:	<input type="radio"/>	Regulatory Requirement:	<input type="radio"/>
Replacement of Existing:	<input checked="" type="radio"/>	New Infrastructure:	<input type="radio"/>
Other:	<input type="radio"/>		

**Service Area (department code and description):**

3941 RAW WATER PUMP FLUSHING PIPE

**Estimated Capital Cost:**

Quantity	Unit Cost	Total Cost
Design of flushing pipe 1.00	\$ 20,000.00	\$ 20,000.00
Construction of flushing pipe in 2025		\$ 0.00
		\$ 0.00
		\$ 0.00
		\$ 0.00
<b>Total Project Cost</b>		<b>\$ 20,000.00</b>

**Description of Project:**

When one of the raw water pumps has not been turned on for a period of time, it is important to be able to flush the pump out when it is turned on prior to it pumping into the raw water supply main that leads to the water treatment plant. Occasionally when a pump sits without running, some sediment can collect from the lake bottom in the pump and cause a turbidity spike when turned on. In order for UV disinfection to be effective, lower turbidity measurements are required. This project will reduce turbidity spikes from occurring at the treatment plant going into the UV reactors.

The design is estimated to cost about \$20,000 in 2024. At this time, the estimated construction of \$85k is planned for 2025.

**Capital Expenditure Rational Strategic Importance (attach pages as required):**

New Infrastructure: <input checked="" type="radio"/>	Start Date (if approved) <u>3/4/24</u>	Anticipated Completion Date <u>5/30/25</u>
Replacement / Repair: <input type="radio"/>	Anticipated Service in Date <u>5/30/25</u>	

**New Yearly Operating Expenses Attributed to the Capital Project:**

Year:	2024	2025	2026	2027	2028
Staffing:	\$ 0.00				
Maintenance:	\$ 0.00				
Reserve Replacement:					
Contracts:					
Annual Licensing Fees:					
Miscellaneous (specify):					
<b>Total Operating Costs:</b>	<b>\$ 0.00</b>	<b>\$ 0.00</b>	<b>\$ 0.00</b>	<b>\$ 0.00</b>	<b>\$ 0.00</b>

Verified by Department Manager:

Digitally signed by Liisa Bloomfield

Approved by CAO to Present to Board:

Project G/L Code (assigned by finance):

1-2-3941-5568

Capital Funding Request Number:

CFR #05

**Funding Source:**

Capital Reserve:	\$ 20,000.00
Operating Reserve:	
Federal Grant:	
Provincial Grant:	
Other Grant:	
Donations:	
Other (specify):	
Growing Communities Fund	
<b>Must Equal Project Cost</b>	<b>\$ 20,000.00</b>





# Regional District of Okanagan-Similkameen Capital Funding Request

Prepared by: Liisa Bloomfield

Date Submitted: 9/26/23

**Project Purpose**  
Complete the installation of a flow meter in the Raw water make up line (balancing line) onto the raw water supply main to replenish flows taken off by instrumentation

**Priority (check one)**

Health & Safety:	<input type="radio"/>	Regulatory Requirement:	<input type="radio"/>
Replacement of Existing:	<input type="radio"/>	New Infrastructure:	<input checked="" type="radio"/>
Other:	<input type="radio"/>		

**Service Area (department code and description):**  
3941 RAW WATER MAIN BALANCING LINE

Estimated Capital Cost:	Quantity	Unit Cost	Total Cost
Installation of a small balancing line	1.00	\$ 12,000.00	\$ 12,000.00
			\$ 0.00
			\$ 0.00
			\$ 0.00
			\$ 0.00
<b>Total Project Cost</b>			<b>\$ 12,000.00</b>

**Description of Project:**  
This project involves the addition of a small diameter pipe that will be used to supplement the water in the raw water main as water is removed for testing purposes through the turbidimeter. While the volume of water is small, it would also be a way of detecting leaks if more than the flow used for the instrumentation is needing to be supplemented back into the raw water supply main.  
  
Details on what would need to be installed would be determined in Q1 and either installed at that time or installed while water demands are lower in Q4.

**Capital Expenditure Rational Strategic Importance (attach pages as required):**

New Infrastructure: <input checked="" type="radio"/>	Start Date (if approved) <u>3/4/24</u>	Anticipated Completion Date <u>11/29/24</u>
Replacement / Repair: <input type="radio"/>	Anticipated Service in Date <u>11/29/24</u>	

**New Yearly Operating Expenses Attributed to the Capital Project:**

Year:	2024	2025	2026	2027	2028
Staffing:	\$ 0.00				
Maintenance:	\$ 0.00				
Reserve Replacement:					
Contracts:					
Annual Licensing Fees:					
Miscellaneous (specify):					
<b>Total Operating Costs:</b>	\$ 0.00	\$ 0.00	\$ 0.00	\$ 0.00	\$ 0.00

Verified by Department Manager:	Digitally signed by Liisa Bloomfield	Funding Source:
Approved by CAO to Present to Board:		Capital Reserve:
Project G/L Code (assigned by finance):	<u>1-2-3941-5569</u>	Operating Reserve:
Capital Funding Request Number:	<u>CFR #06</u>	Federal Grant:
		Provincial Grant:
		Other Grant:
		Donations:
		Other (specify):
		Growing Communities Fund
		<b>Must Equal Project Cost</b>
		\$ 12,000.00



# Regional District of Okanagan-Similkameen Capital Funding Request

Prepared by: Liisa Bloomfield

Date Submitted: 10/6/23

<b>Project Purpose</b> Contingency amount for unexpected capital each year.	<b>Priority (check one)</b> Health & Safety: <input type="radio"/> Regulatory Requirement: <input type="radio"/> Replacement of Existing: <input type="radio"/> New Infrastructure: <input type="radio"/> Other: <input checked="" type="radio"/>
<b>Service Area (department code and description):</b> 3941-5551 GENERAL UNEXPECTED CAPITAL	

Estimated Capital Cost:	Quantity	Unit Cost	Total Cost
General capital costs	1.00	\$ 10,000.00	\$ 10,000.00
			\$ 0.00
			\$ 0.00
			\$ 0.00
			\$ 0.00
<b>Total Project Cost</b>			<b>\$ 10,000.00</b>

**Description of Project:**  
 It is common to have unexpected capital costs during the year with utilities and this expense is proposed to cover this. Any funds that are unspent at the end of the year are carried over to the next year. For 2023, \$15,000 was budgeted for this purpose, but not spent in 2023. It will carry over to 2024.  
 The \$10,000 will add to this unexpected capital contingency.

**Capital Expenditure Rational Strategic Importance (attach pages as required):**

New Infrastructure: <input type="radio"/>	Start Date (if approved)	Anticipated Completion Date
Replacement / Repair: <input checked="" type="radio"/>	Anticipated Service in Date	

**New Yearly Operating Expenses Attributed to the Capital Project:**

Year:	2024	2025	2026	2027	2028
Staffing:	\$ 0.00				
Maintenance:	\$ 0.00				
Reserve Replacement:					
Contracts:					
Annual Licensing Fees:					
Miscellaneous (specify):					
<b>Total Operating Costs:</b>	<b>\$ 0.00</b>	<b>\$ 0.00</b>	<b>\$ 0.00</b>	<b>\$ 0.00</b>	<b>\$ 0.00</b>

Verified by Department Manager:	Digitally signed by Liisa Bloomfield	<b>Funding Source:</b>	
Approved by CAO to Present to Board:		Capital Reserve:	
Project G/L Code (assigned by finance):	1-2-3941-5551	Operating Reserve:	\$ 10,000.00
Capital Funding Request Number:	CFR #09	Federal Grant:	
		Provincial Grant:	
		Other Grant:	
		Donations:	
		Other (specify):	
		Growing Communities Fund	
		<b>Must Equal Project Cost</b>	<b>\$ 10,000.00</b>





# Regional District of Okanagan-Similkameen Capital Funding Request

Prepared by: Liisa Bloomfield

Date Submitted: 10/6/23

**Project Purpose**

Annual amount for consultant expenses for water system upgrade design work.

**Priority (check one)**

Health & Safety:	<input type="radio"/>	Regulatory Requirement:	<input type="radio"/>
Replacement of Existing:	<input type="radio"/>	New Infrastructure:	<input type="radio"/>
Other:	<input checked="" type="radio"/>		

**Service Area (department code and description):**

3941-5552 WATER SYSTEM UPGRADE DESIGN - CONSULTANT EXPENSES

**Estimated Capital Cost:**

Design costs	Quantity	Unit Cost	Total Cost
	1.00	\$ 15,000.00	\$ 15,000.00
			\$ 0.00
			\$ 0.00
			\$ 0.00
			\$ 0.00
<b>Total Project Cost</b>			<b>\$ 15,000.00</b>

**Description of Project:**

In order to be prepared for completing upgrades to the water system, various water mains and other infrastructure are redesigned each year for replacement. This funding is to complete some design work in 2024 for the Naramata Water System.

**Capital Expenditure Rational Strategic Importance (attach pages as required):**

New Infrastructure: <input type="radio"/>	Start Date (if approved)	Anticipated Completion Date
Replacement / Repair: <input checked="" type="radio"/>	Anticipated Service in Date	

**New Yearly Operating Expenses Attributed to the Capital Project:**

Year:	2024	2025	2026	2027	2028
Staffing:	\$ 0.00				
Maintenance:	\$ 0.00				
Reserve Replacement:					
Contracts:					
Annual Licensing Fees:					
Miscellaneous (specify):					
<b>Total Operating Costs:</b>	<b>\$ 0.00</b>	<b>\$ 0.00</b>	<b>\$ 0.00</b>	<b>\$ 0.00</b>	<b>\$ 0.00</b>

Verified by Department Manager:	Digitally signed by Liisa Bloomfield	Funding Source:	
Approved by CAO to Present to Board:		Capital Reserve:	
Project G/L Code (assigned by finance):	1-2-3941-5552	Operating Reserve:	\$ 15,000.00
Capital Funding Request Number:	CFR #25	Federal Grant:	
		Provincial Grant:	
		Other Grant:	
		Donations:	
		Other (specify):	
		Growing Communities Fund	
		<b>Must Equal Project Cost</b>	<b>\$ 15,000.00</b>



## Regional District of Okanagan-Similkameen Capital Funding Request

Prepared by: Liisa Bloomfield

Date Submitted: 10/6/23

**Project Purpose**

Funds to complete the 2024 upgrade work on the Naramata SCADA and instrumentation infrastructure

**Priority (check one)**

Health & Safety:	<input type="radio"/>	Regulatory Requirement:	<input type="radio"/>
Replacement of Existing:	<input type="radio"/>	New Infrastructure:	<input type="radio"/>
Other:	<input checked="" type="radio"/>		

**Service Area (department code and description):**

3941-3000 NARAMATA MASTER PLAN AND MODEL ANALYSIS

**Estimated Capital Cost:**

Quantity	Unit Cost	Total Cost
Updates to SCADA and instrumentation	1.00	\$ 25,000.00
		\$ 0.00
		\$ 0.00
		\$ 0.00
		\$ 0.00
<b>Total Project Cost</b>		<b>\$ 25,000.00</b>

**Description of Project:**

Work is continuing into 2024 on the Naramata Water System instrumentation components based on the upgrades proposed in the SCADA Master Plan for 2024.

**Capital Expenditure Rational Strategic Importance (attach pages as required):**

New Infrastructure: <input type="radio"/>	Start Date (if approved)	Anticipated Completion Date
Replacement / Repair: <input checked="" type="radio"/>	Anticipated Service in Date	

**New Yearly Operating Expenses Attributed to the Capital Project:**

Year:	2024	2025	2026	2027	2028
Staffing:	\$ 0.00				
Maintenance:	\$ 0.00				
Reserve Replacement:					
Contracts:					
Annual Licensing Fees:					
Miscellaneous (specify):					
<b>Total Operating Costs:</b>	\$ 0.00	\$ 0.00	\$ 0.00	\$ 0.00	\$ 0.00

Verified by Department Manager:	Digitally signed by Liisa Bloomfield	Funding Source:	
Approved by CAO to Present to Board:		Capital Reserve:	
		Operating Reserve:	\$ 25,000.00
Project G/L Code (assigned by finance):	1-2-3941-5555	Federal Grant:	
		Provincial Grant:	
		Other Grant:	
		Donations:	
Capital Funding Request Number:	CFR #69	Other (specify):	
		Growing Communities Fund	
		<b>Must Equal Project Cost</b>	<b>\$ 25,000.00</b>





## Regional District of Okanagan-Similkameen Capital Funding Request

Prepared by: Liisa Bloomfield

Date Submitted: 10/6/23

<b>Project Purpose</b> Significant work is planned for updating the Naramata Water Master Plan in 2024	<b>Priority (check one)</b> Health & Safety: <input type="radio"/> Regulatory Requirement: <input type="radio"/> Replacement of Existing: <input type="radio"/> New Infrastructure: <input type="radio"/> Other: <input checked="" type="radio"/>
<b>Service Area (department code and description):</b> 3941-3000 NARAMATA MASTER PLAN AND MODEL ANALYSIS	

Estimated Capital Cost:	Quantity	Unit Cost	Total Cost
Update to master plan report and modeling	1.00	\$ 75,500.00	\$ 75,500.00
_____	_____	_____	\$ 0.00
_____	_____	_____	\$ 0.00
_____	_____	_____	\$ 0.00
_____	_____	_____	\$ 0.00
<b>Total Project Cost</b>			<b>\$ 75,500.00</b>

**Description of Project:**  
 Work is continuing into 2024 on the Naramata Water System Master Plan and Modeling updates. In 2024, it is anticipated that a significant update will be completed with the creation of a new report and priority list of capital projects based on changes and upgrades completed in the past several years.

**Capital Expenditure Rational Strategic Importance (attach pages as required):**

New Infrastructure: <input type="radio"/>	Start Date (if approved)	Anticipated Completion Date
Replacement / Repair: <input checked="" type="radio"/>	Anticipated Service in Date	

**New Yearly Operating Expenses Attributed to the Capital Project:**

Year:	2024	2025	2026	2027	2028
Staffing:	\$ 0.00				
Maintenance:	\$ 0.00				
Reserve Replacement:					
Contracts:					
Annual Licensing Fees:					
Miscellaneous (specify):					
<b>Total Operating Costs:</b>	\$ 0.00	\$ 0.00	\$ 0.00	\$ 0.00	\$ 0.00

Verified by Department Manager:  Approved by CAO to Present to Board:  Project G/L Code (assigned by finance):  Capital Funding Request Number:	Digitally signed by Liisa Bloomfield   <u>1-2-3941-3000</u>  <u>CFR #70</u>	<table border="1" style="width: 100%; border-collapse: collapse;"> <tr> <td style="font-size: small;">Funding Source:</td> <td>_____</td> </tr> <tr> <td style="font-size: small;">Capital Reserve:</td> <td>_____</td> </tr> <tr> <td style="font-size: small;">Operating Reserve:</td> <td style="text-align: right;">\$ 25,500.00</td> </tr> <tr> <td style="font-size: small;">Federal Grant:</td> <td>_____</td> </tr> <tr> <td style="font-size: small;">Provincial Grant:</td> <td>_____</td> </tr> <tr> <td style="font-size: small;">Other Grant:</td> <td>_____</td> </tr> <tr> <td style="font-size: small;">Donations:</td> <td>_____</td> </tr> <tr> <td style="font-size: small;">Other (specify):</td> <td>_____</td> </tr> <tr> <td style="font-size: small;">Growing Communities Fund</td> <td style="text-align: right;">\$ 50,000.00</td> </tr> <tr> <td style="font-size: small;"><b>Must Equal Project Cost</b></td> <td style="text-align: right;"><b>\$ 75,500.00</b></td> </tr> </table>	Funding Source:	_____	Capital Reserve:	_____	Operating Reserve:	\$ 25,500.00	Federal Grant:	_____	Provincial Grant:	_____	Other Grant:	_____	Donations:	_____	Other (specify):	_____	Growing Communities Fund	\$ 50,000.00	<b>Must Equal Project Cost</b>	<b>\$ 75,500.00</b>
Funding Source:	_____																					
Capital Reserve:	_____																					
Operating Reserve:	\$ 25,500.00																					
Federal Grant:	_____																					
Provincial Grant:	_____																					
Other Grant:	_____																					
Donations:	_____																					
Other (specify):	_____																					
Growing Communities Fund	\$ 50,000.00																					
<b>Must Equal Project Cost</b>	<b>\$ 75,500.00</b>																					



**Regional District of Okanagan-Similkameen  
2024-2038 Capital Financial Plan  
WATER SYSTEM - OLALLA - 3961**

	2023 Budget	2024 Budget	2025 Budget	2026 Budget	2027 Budget	2028 Budget
<b>Funding</b>						
COMMUNITY WORKS GAS TAX	76,150	-	-	-	-	-
TRANSFER FROM CAPITAL RESERVE	15,000	15,000	10,000	110,000	25,000	100,000
TRANSFER FROM GAS TAX		96,150	80,000	-	-	-
GROWING COMMUNITIES FUND		100,000	-	-	-	-
TRANSFR FROM OPERATING RESERVE	357	62,899	1,087	93	60,311	1,243
DEBENTURE PROCEEDS	-	-	-	-	300,000	-
PROVINCIAL GRANTS	-	-	-	260,000	1,000,000	-
<b>Total Funding</b>	<b>\$ 91,507</b>	<b>\$ 274,049</b>	<b>\$ 91,087</b>	<b>\$ 370,093</b>	<b>\$ 1,385,311</b>	<b>\$ 101,243</b>
<b>Expense</b>						
ADMINISTRATION CHARGES	357	2,899	1,087	93	311	1,243
WATER MAIN UPGRADE CONSTRUCTION CON	-	-	-	360,000	1,360,000	-
CRITICAL UPDATES/SERVICE VALUES CF	76,150	76,150	-	-	-	-
SCADA UPGRADE CF		15,000				
SCADA UPGRADE	15,000		10,000	10,000	-	-
UNIVERSAL METERING IMPLEMENTATION		-	-	-	25,000	100,000
RESERVOIR REPAIRS & EQUIPMENT		20,000	80,000	-	-	-
WELL REHABILITATION & PUMP REPLACEMENT		60,000	-	-	-	-
UPGRADES		100,000	-	-	-	-
<b>Total Capital Expenses</b>	<b>\$ 91,507</b>	<b>\$ 274,049</b>	<b>\$ 91,087</b>	<b>\$ 370,093</b>	<b>\$ 1,385,311</b>	<b>\$ 101,243</b>



# Regional District of Okanagan-Similkameen Capital Funding Request

Prepared by: Lisa Bloomfield

Date Submitted: 10/2/23

**Project Purpose**  
Assess and repair concrete and various components of Olalla water system reservoir

Priority (check one)	
Health & Safety: <input type="radio"/>	Regulatory Requirement: <input type="radio"/>
Replacement of Existing: <input checked="" type="radio"/>	New Infrastructure: <input type="radio"/>
Other: <input type="radio"/>	

**Service Area (department code and description):**  
3961 - OLALLA RESERVOIR ASSESSMENT AND REPAIR

Estimated Capital Cost:	Quantity	Unit Cost	Total Cost
Assessment of repairs/replacements needed	1.00	\$ 20,000.00	\$ 20,000.00
Repairing or replacing as determined	1.00	\$ 80,000.00	- For 2025
			\$ 0.00
			\$ 0.00
			\$ 0.00
		<b>Total Project Cost</b>	<b>\$20,000.00</b>

**Description of Project:**  
The Olalla water reservoir has some leakage points that need to be assessed to determine what type of repairs could be done to stop the leaks and breakdown of the concrete structure. In 2024, the assessment is proposed to determine what work would be needed. In 2025, the work will be planned for and completed at that time.  
The project is proposed to utilize Area G Community Works Gas Tax to complete the upgrades.

**Capital Expenditure Rational Strategic Importance (attach pages as required):**

New Infrastructure: <input type="radio"/>	Start Date (if approved) 5/1/24	Anticipated Completion Date 11/30/25
Replacement / Repair: <input checked="" type="radio"/>	Anticipated Service in Date	

New Yearly Operating Expenses Attributed to the Capital Project:					
Year:	2024	2025	2026	2027	2028
Staffing:	\$ 0.00				
Maintenance:	\$ 0.00				
Reserve Replacement:					
Contracts:					
Annual Licensing Fees:					
Miscellaneous (specify):					
<b>Total Operating Costs:</b>	\$ 0.00	\$ 0.00	\$ 0.00	\$ 0.00	\$ 0.00

Verified by Department Manager:	Digitally signed by Liisa Bloomfield	Funding Source:	
Approved by CAO to Present to Board:		Capital Reserve:	
Project G/L Code (assigned by finance):	1-2-3961-5510	Operating Reserve:	
Capital Funding Request Number:	CRF #12	Federal Grant:	
		Provincial Grant:	
		Other Grant:	
		Donations:	
		Other (specify):	
		GAS TAX Area G	\$ 20,000.00
		<b>Must Equal Project Cost</b>	<b>\$ 20,000.00</b>





# Regional District of Okanagan-Similkameen Capital Funding Request

Prepared by: Liisa Bloomfield

Date Submitted: 10/2/23

**Project Purpose**  
Clean the water well and install a new pump

**Priority (check one)**

Health & Safety:       Regulatory Requirement:

Replacement of Existing:       New Infrastructure:

Other:

**Service Area (department code and description):**  
3961 - OLALLA WELL CLEANING AND PUMP REPLACEMENT

Estimated Capital Cost:	Quantity	Unit Cost	Total Cost
Cleaning of the well	1.00	\$ 30,000.00	\$ 30,000.00
Service pump removal and replacement	1.00	\$ 30,000.00	\$ 30,000.00
			\$ 0.00
			\$ 0.00
			\$ 0.00
<b>Total Project Cost</b>			<b>\$ 60,000.00</b>

**Description of Project:**

The Olalla system well has not been cleaned since installation. While there are currently no issues with the well or pump, the pump is nearing the end of its expected lifecycle based on its performance and running time. When the pump is pulled, the well will be flushed and cleaned to remove any build up that has accumulated on the well screens.

Depending on availability of a pump and well driller, the work will be performed in the early spring or late fall when demand is lower for the system.

**Capital Expenditure Rational Strategic Importance (attach pages as required):**

New Infrastructure:       Start Date (if approved) 2/5/24      Anticipated Completion Date 11/29/24

Replacement / Repair:       Anticipated Service in Date

**New Yearly Operating Expenses Attributed to the Capital Project:**

Year:	2024	2025	2026	2027	2028
Staffing:	\$ 0.00				
Maintenance:	\$ 0.00				
Reserve Replacement:					
Contracts:					
Annual Licensing Fees:					
Miscellaneous (specify):					
<b>Total Operating Costs:</b>	\$ 0.00	\$ 0.00	\$ 0.00	\$ 0.00	\$ 0.00

Verified by Department Manager:	Digitally signed by Liisa Bloomfield	Funding Source:	
Approved by CAO to Present to Board:		Capital Reserve:	
Project G/L Code (assigned by finance):	1-2-3961-5511	Operating Reserve:	\$ 60,000.00
Capital Funding Request Number:	CFR #13	Federal Grant:	
		Provincial Grant:	
		Other Grant:	
		Donations:	
		Other (specify):	
		Operations	
		<b>Must Equal Project Cost</b>	<b>\$ 60,000.00</b>



**Regional District of Okanagan-Similkameen**  
**2024-2038 Capital Financial Plan**  
**WATER SYSTEM - WEST BENCH - 3971**

	2023 Budget	2024 Budget	2025 Budget	2026 Budget	2027 Budget	2028 Budget
<b>Funding</b>						
COMMUNITY WORKS GAS TAX	75,000	-	-	-	-	-
TRANSFER FROM CAPITAL RESERVE	7,634	37,500	5,000	5,000	5,000	-
TRANSFER FROM RESERVE - GAS TAX		-	40,000	-	-	-
TRANSFR FROM OPERATING RESERVE	-	111,988	709	47	47	-
<b>Total Funding</b>	<b>\$ 82,634</b>	<b>\$ 149,488</b>	<b>\$ 45,709</b>	<b>\$ 5,047</b>	<b>\$ 5,047</b>	<b>\$ -</b>
<b>Expense</b>						
ADMINISTRATION CHARGES	134	1,988	709	47	47	-
SCADA SYSTEM UPGRADES CF		7,500				
SCADA SYSTEM UPGRADES	7,500		5,000	5,000	5,000	-
BOOSTER VFD UPGRADE	75,000	-	-	-	-	-
WATER SYSTEM MODELING & MASTER PLAN		60,000	40,000	-	-	-
RESERVOIR RECIRCULATION UPGRADES		50,000	-	-	-	-
WEST BENCH PUPMHOUSE AIR COOLING		30,000	-	-	-	-
<b>Total Capital Expenses</b>	<b>\$ 82,634</b>	<b>\$ 149,488</b>	<b>\$ 45,709</b>	<b>\$ 5,047</b>	<b>\$ 5,047</b>	<b>\$ -</b>



## Regional District of Okanagan-Similkameen Capital Funding Request

Prepared by: Liisa Bloomfield

Date Submitted: 9/26/23

**Project Purpose**  
Preparation of a Master Plan for West Bench Water System

**Priority (check one)**

Health & Safety:       Regulatory Requirement:

Replacement of Existing:       New Infrastructure:

Other:

**Service Area (department code and description):**  
3971

Estimated Capital Cost:	Quantity	Unit Cost	Total Cost
Preparation of Master Plan for West Bench	1.00	\$ 100,000.00	\$ 100,000.00
			\$ 0.00
			\$ 0.00
			\$ 0.00
			\$ 0.00
<b>Total Project Cost</b>			<b>\$ 100,000.00</b>

**Description of Project:**  
Water Master Plans are critical for the sustainable long term planning of a water utility. While the West Bench system has some master planning completed, a complete report is required that will include a water model. It is anticipated that this project will be worked into other master planning projects for timeline and begin by the end of 2024 and extend into 2025.

**Capital Expenditure Rational Strategic Importance (attach pages as required):**

New Infrastructure:       Start Date (if approved) 7/1/24      Anticipated Completion Date 12/19/25

Replacement / Repair:       Anticipated Service in Date

**New Yearly Operating Expenses Attributed to the Capital Project:**

Year:	2024	2025	2026	2027	2028
Staffing:	\$ 0.00				
Maintenance:	\$ 0.00				
Reserve Replacement:					
Contracts:					
Annual Licensing Fees:					
Miscellaneous (specify):					
<b>Total Operating Costs:</b>	<b>\$ 0.00</b>	<b>\$ 0.00</b>	<b>\$ 0.00</b>	<b>\$ 0.00</b>	<b>\$ 0.00</b>

Verified by Department Manager:	Digitally signed by Liisa Bloomfield	Funding Source:
Approved by CAO to Present to Board:		Capital Reserve:
Project G/L Code (assigned by finance):	3-2-3971-5504	Operating Reserve:
Capital Funding Request Number:	CFR #22	Federal Grant:
		Provincial Grant:
		Other Grant:
		Donations:
		Other (specify):
		Gas tax
		\$ 100,000.00
		Must Equal Project Cost
		\$ 100,000.00





# Regional District of Okanagan-Similkameen Capital Funding Request

Prepared by: Liisa Bloomfield

Date Submitted: 9/26/23

<b>Project Purpose</b> Installation of equipment for recirculating the old West Bench Water system reservoir	<b>Priority (check one)</b> Health & Safety: <input type="radio"/> Regulatory Requirement: <input type="radio"/> Replacement of Existing: <input type="radio"/> New Infrastructure: <input checked="" type="radio"/> Other: <input type="radio"/>
<b>Service Area (department code and description):</b> 3971 WEST BENCH WATER RESERVOIR RECIRCULATION UPGRADE	

Estimated Capital Cost:	Quantity	Unit Cost	Total Cost
Installation of necessary components for recirculation	1.00	\$ 50,000.00	\$ 50,000.00
			\$ 0.00
			\$ 0.00
			\$ 0.00
			\$ 0.00
<b>Total Project Cost</b>			<b>\$ 50,000.00</b>

**Description of Project:**  
 The older reservoir in the West Bench Water system can have stagnation issues during times of low demand in winter months. Newer reservoirs will typically have baffling or mixers to encourage recirculation of flow to prevent this from occurring. This project will involve either the installation of pipe to change the flow of water in and out of the reservoir or the addition of a pump or mixer. Depending on the option selected to get the best results in the reservoir, the cost may be less than \$10,000 if only some pipework and monitoring equipment is installed. If electrical changes are required for a mixer or pump, the cost may be higher at the \$50,000 range. If the funds are not needed, they will not be spent.

**Capital Expenditure Rational Strategic Importance (attach pages as required):**

New Infrastructure: <input checked="" type="radio"/>	Start Date (if approved): 6/3/24	Anticipated Completion Date: 12/19/25
Replacement / Repair: <input type="radio"/>	Anticipated Service in Date:	

**New Yearly Operating Expenses Attributed to the Capital Project:**

Year:	2024	2025	2026	2027	2028
Staffing:	\$ 0.00				
Maintenance:	\$ 0.00				
Reserve Replacement:					
Contracts:					
Annual Licensing Fees:					
Miscellaneous (specify):					
<b>Total Operating Costs:</b>	\$ 0.00	\$ 0.00	\$ 0.00	\$ 0.00	\$ 0.00

Verified by Department Manager:	Digitally signed by Liisa Bloomfield	Funding Source:	
Approved by CAO to Present to Board:		Capital Reserve:	
Project G/L Code (assigned by finance):	3-2-3971-5505	Operating Reserve:	
Capital Funding Request Number:	CFR #23	Federal Grant:	
		Provincial Grant:	
		Other Grant:	
		Donations:	
		Other (specify):	
		Gas tax	\$ 50,000.00
		<b>Must Equal Project Cost</b>	<b>\$ 50,000.00</b>



## Regional District of Okanagan-Similkameen Capital Funding Request

Prepared by: Liisa Bloomfield

Date Submitted: 9/26/23

<b>Project Purpose</b> Installation of air cooling equipment at the West Bench pump station	<b>Priority (check one)</b> Health & Safety: <input checked="" type="radio"/> Regulatory Requirement: <input type="radio"/> Replacement of Existing: <input type="radio"/> New Infrastructure: <input type="radio"/> Other: <input type="radio"/>
<b>Service Area (department code and description):</b> 3971 WEST BENCH PUMPHOUSE AIR COOLING	

Estimated Capital Cost:	Quantity	Unit Cost	Total Cost
Installation of air cooling equipment	1.00	\$ 30,000.00	\$ 30,000.00
			\$ 0.00
			\$ 0.00
			\$ 0.00
			\$ 0.00
<b>Total Project Cost</b>			<b>\$ 30,000.00</b>

**Description of Project:**  
 At the West Bench Pump Station, variable frequency drives (VFDs) were installed in early 2023. The temperature of the operating VFDs increase the ambient room temperature to levels above what is recommended for much of the equipment in the pump station. In order to ensure safe temperatures are maintained during the heat of the summer months, an air cooling system is required to be installed in early 2024.

**Capital Expenditure Rational Strategic Importance (attach pages as required):**

New Infrastructure: <input checked="" type="radio"/>	Start Date (if approved): 2/1/24	Anticipated Completion Date: 4/30/24
Replacement / Repair: <input type="radio"/>	Anticipated Service in Date:	

**New Yearly Operating Expenses Attributed to the Capital Project:**

Year:	2024	2025	2026	2027	2028
Staffing:	\$ 0.00				
Maintenance:	\$ 0.00				
Reserve Replacement:					
Contracts:					
Annual Licensing Fees:					
Miscellaneous (specify):					
<b>Total Operating Costs:</b>	\$ 0.00	\$ 0.00	\$ 0.00	\$ 0.00	\$ 0.00

Verified by Department Manager:	Digitally signed by Liisa Bloomfield	Funding Source:
Approved by CAO to Present to Board:		Capital Reserve: <span style="float: right;">\$ 30,000.00</span>
Project G/L Code (assigned by finance):	3-2-3971-5506	Operating Reserve:
Capital Funding Request Number:	CFR #34	Federal Grant:
		Provincial Grant:
		Other Grant:
		Donations:
		Other (specify):
		Gas tax:
		<b>Must Equal Project Cost</b> <span style="float: right;">\$ 30,000.00</span>



**Regional District of Okanagan-Similkameen  
2024-2038 Capital Financial Plan  
WATER SYSTEM - SUN VALLEY - 3981**

	2023 Budget	2024 Budget	2025 Budget	2026 Budget	2027 Budget	2028 Budget
<b>Funding</b>						
TRANSFR FROM OPERATING RESERVE	-	50,621	50,621	621	20,621	50,621
DEBENTURE PROCEEDS		-	-	50,000	30,000	-
PROVINCIAL GRANTS	-	-	-	-	200,000	340,000
<b>Total Funding</b>	<b>\$ -</b>	<b>\$ 50,621</b>	<b>\$ 50,621</b>	<b>\$ 50,621</b>	<b>\$ 250,621</b>	<b>\$ 390,621</b>
<b>Expense</b>						
ADMINISTRATION CHARGES	-	621	621	621	621	621
BACK UP GENERATOR CON	-	-	-	-	200,000	340,000
UNIVERSAL METERING PROGRAM	-	-	50,000	50,000	50,000	50,000
MAINLINE VALVE REPLACEMENT		50,000	-	-	-	-
<b>Total Capital Expenses</b>	<b>\$ -</b>	<b>\$ 50,621</b>	<b>\$ 50,621</b>	<b>\$ 50,621</b>	<b>\$ 250,621</b>	<b>\$ 390,621</b>





## Regional District of Okanagan-Similkameen Capital Funding Request

Prepared by: Liisa Bloomfield

Date Submitted: 9/26/23

**Project Purpose**  
Replacement of a mainline valve that is not functioning

**Priority (check one)**

Health & Safety:       Regulatory Requirement:

Replacement of Existing:       New Infrastructure:

Other:

**Service Area (department code and description):**  
3981 SUN VALLEY WATER MAINLINE VALVE REPLACEMENT

Estimated Capital Cost:	Quantity	Unit Cost	Total Cost
Supply and install new valve in 2024 and 2025	1.00	\$ 25,000.00	\$ 25,000.00
	1.00	\$ 25,000.00	\$ 25,000.00
			\$ 0.00
			\$ 0.00
			\$ 0.00
		<b>Total Project Cost</b>	<b>\$ 50,000.00</b>

**Description of Project:**  
Several mainline valves in the Sun Valley water system require replacement. Work is anticipated to occur in 2024 and 2025. Costs have been spread out over the 2 years from the OPERATING RESERVES

**Capital Expenditure Rational Strategic Importance (attach pages as required):**

New Infrastructure:       Start Date (if approved) 4/1/24      Anticipated Completion Date 3/31/25

Replacement / Repair:       Anticipated Service in Date

**New Yearly Operating Expenses Attributed to the Capital Project:**

Year:	2024	2025	2026	2027	2028
Staffing:	\$ 0.00				
Maintenance:	\$ 0.00				
Reserve Replacement:					
Contracts:					
Annual Licensing Fees:					
Miscellaneous (specify):					
<b>Total Operating Costs:</b>	<b>\$ 0.00</b>	<b>\$ 0.00</b>	<b>\$ 0.00</b>	<b>\$ 0.00</b>	<b>\$ 0.00</b>

Verified by Department Manager:	Digitally signed by Liisa Bloomfield	Funding Source:	
Approved by CAO to Present to Board:		Capital Reserve:	
Project G/L Code (assigned by finance):	1-2-3981-5503	Operating Reserve:	\$ 50,000.00
Capital Funding Request Number:	CFR #18	Federal Grant:	
		Provincial Grant:	
		Other Grant:	
		Donations:	
		Other (specify):	
		Operations	
		<b>Must Equal Project Cost</b>	<b>\$ 50,000.00</b>





**Regional District of Okanagan-Similkameen  
2024-2038 Capital Financial Plan  
WATER SYSTEM - MISSEZULA LAKE WATER SYSTEM - 3991**

	2023 Budget	2024 Budget	2025 Budget	2026 Budget	2027 Budget	2028 Budget
<b>Funding</b>						
TRANSFER FROM CAPITAL RESERVE	47,113	-	-	-	-	-
TRANSFR FROM OPERATING RESERVE	5,089	93,502	41,019	207,946	109,810	101,657
DEBENTURE PROCEEDS	-	497,905	80,010	-	250,000	-
PROVINCIAL GRANTS	219,990	1,423,626	219,990	-	-	-
<b>Total Funding</b>	<b>\$ 272,192</b>	<b>\$ 2,015,033</b>	<b>\$ 341,019</b>	<b>\$ 207,946</b>	<b>\$ 359,810</b>	<b>\$ 101,657</b>
<b>Expense</b>						
ADMINISTRATION CHARGES	89	88,502	16,019	2,946	4,810	1,657
WATER TREATMENT AND INTAKE UPGRADES CF	267,103	231,272				
WATER TREATMENT AND INTAKE UPGRADES		1,690,259	300,000	-	-	-
SCADA CF		5,000				
SCADA	5,000	-	-	5,000	5,000	-
WATERMAIN UPGRADE DESIGN & CONSTRUCTION		-	25,000	100,000	250,000	-
CURBSTOP REPLACEMENT & UNIVERSAL METERING		-	-	100,000	100,000	100,000
<b>Total Capital Expenses</b>	<b>\$ 272,192</b>	<b>\$ 2,287,225</b>	<b>\$ 2,356,052</b>	<b>\$ 548,964</b>	<b>\$ 567,755</b>	<b>\$ 461,466</b>



# Regional District of Okanagan-Similkameen Capital Funding Request

Prepared by: Liisa Bloomfield

Date Submitted: 9/26/23

**Project Purpose**  
Continuation of the Missezula LAke Water System - Treatment and Intake upgrades for 2024

**Priority (check one)**

Health & Safety:       Regulatory Requirement:

Replacement of Existing:       New Infrastructure:

Other:

**Service Area (department code and description):**  
3991-5501 WATER TREATMENT AND INTAKE UPGRADES

Estimated Capital Cost:	Quantity	Unit Cost	Total Cost
2024 portion of the project	1.00	\$ 1,690,259.00	\$ 1,690,259.00
			\$ 0.00
			\$ 0.00
			\$ 0.00
			\$ 0.00
<b>Total Project Cost</b>			<b>\$ 1,690,259.00</b>

**Description of Project:**

Project will provide a new treatment facility and upgrades to the existing water system in Missezula Lake

ICIP Grant (Fed/Prov) awarded: \$1,679,447 for 73.33% funding  
 Remainder is from borrowing \$530,802  
 Admin fee for project - from Operational reserve

Funds are allocated over 4 years as follows:  
 2022: 32,897  
 2023: 267,103  
 2024: 1,690,259  
 2025: 300,000

**Capital Expenditure Rational Strategic Importance (attach pages as required):**

New Infrastructure:       Start Date (if approved)      Anticipated Completion Date  
 Replacement / Repair:       Anticipated Service in Date      12/31/25

**New Yearly Operating Expenses Attributed to the Capital Project:**

Year:	2024	2025	2026	2027	2028
Staffing:	\$ 0.00				
Maintenance:	\$ 0.00				
Reserve Replacement:					
Contracts:					
Annual Licensing Fees:					
Miscellaneous (specify):					
<b>Total Operating Costs:</b>	<b>\$ 0.00</b>	<b>\$ 0.00</b>	<b>\$ 0.00</b>	<b>\$ 0.00</b>	<b>\$ 0.00</b>

Verified by Department Manager:	Digitally signed by Liisa Bloomfield	Funding Source:	
Approved by CAO to Present to Board:		Capital Reserve:	
Project G/L Code (assigned by finance):	1-2-3991-5501	Operating Reserve:	
Capital Funding Request Number:	CFR #17	Federal Grant:	
		Provincial Grant:	\$ 1,239,467.00
		Other Grant:	
		Donations:	
		Other (specify):	
		Borrowing	\$ 450,792.00
		Must Equal Project Cost	\$ 1,690,259.00



**Regional District of Okanagan-Similkameen  
2024-2038 Capital Financial Plan  
APEX MTN SOLID WASTE TRANSFER STATION - 4311**

	2023 Budget	2024 Budget	2025 Budget	2026 Budget	2027 Budget	2028 Budget
<b>Funding</b>						
TRANSFR FROM OPERATING RESERVE	15,000	-	-	-	-	-
<b>Total Funding</b>	<u>\$ 15,000</u>	<u>\$ -</u>	<u>\$ -</u>	<u>\$ -</u>	<u>\$ -</u>	<u>\$ -</u>
<b>Expense</b>						
ADMINISTRATION CHARGES	-	-	-	-	-	-
APEX COMPACTORS AND SCADA ISSUES CF	15,000					
<b>Total Capital Expenses</b>	<u>\$ 15,000</u>	<u>\$ -</u>	<u>\$ -</u>	<u>\$ -</u>	<u>\$ -</u>	<u>\$ -</u>



**Regional District of Okanagan-Similkameen**  
**2024-2038 Capital Financial Plan**  
**ARENA - OSOYOOS / "A" - 7051**

		2023 Budget	2024 Budget	2025 Budget	2026 Budget	2027 Budget	2028 Budget
<b>Funding</b>							
GROWING COMMUNITIES FUND		-	200,000	-	-	-	-
TRANSFR FROM OPERATING RESERVE		-	4,418	-	-	-	-
<b>Total Funding</b>		\$ -	\$ 204,418	\$ -	\$ -	\$ -	\$ -
<b>Expense</b>							
ADMINISTRATION CHARGES		-	4,418	-	-	-	-
ARENA ROOF AND BUILDING UPGRADES		-	200,000	-	-	-	-
<b>Total Capital Expenses</b>		\$ -	\$ 204,418	\$ -	\$ -	\$ -	\$ -



**Regional District of Okanagan-Similkameen**  
**2024-2038 Capital Financial Plan**  
**ARENA - OLIVER / "C" - 7101**

	2023 Budget	2024 Budget	2025 Budget	2026 Budget	2027 Budget	2028 Budget
<b>Funding</b>						
TRANSFER FROM CAPITAL RESERVE	189,986	343,350	150,000	-	-	-
DEBENTURE PROCEEDS	198,176	457,329	-	800,000	-	-
TRANSFR FROM OPERATING RESERVE	-	-	3,023	31,416	-	-
PROVINCIAL GRANTS	959,956	2,215,285	-	-	-	-
<b>Total Funding</b>	<b>\$ 1,348,118</b>	<b>\$ 3,015,964</b>	<b>\$ 153,023</b>	<b>\$ 831,416</b>	<b>\$ -</b>	<b>\$ -</b>
<b>Expense</b>						
ADMINISTRATION CHARGES	-	-	3,023	31,416	-	-
ARENA REHABILITATION PROJECT CF	1,332,116	3,015,964	-	-	-	-
DEHUMIDIFIER CF	16,002					
EXTERIOR CLADDING REPLACEMENT	-	-	120,000	-	-	-
BLEACHER REPLACEMENT	-	-	-	800,000	-	-
RESILIENT SHEET FLOORING REPLACEMENT	-	-	30,000	-	-	-
<b>Total Capital Expenses</b>	<b>\$ 1,348,118</b>	<b>\$ 3,015,964</b>	<b>\$ 153,023</b>	<b>\$ 831,416</b>	<b>\$ -</b>	<b>\$ -</b>



**Regional District of Okanagan-Similkameen  
2024-2038 Capital Financial Plan  
RECREATION FACILITY - KEREMEOS / AREAS "B"&"G" - 7201**

	2023 Budget	2024 Budget	2025 Budget	2026 Budget	2027 Budget	2028 Budget
<b>Funding</b>						
COMMUNITY WORKS GAS TAX	75,667	-	-	-	-	-
COMMUNITY WORKS GAS TAX	105,667	-	-	-	-	-
TRANSFER FROM CAPITAL RESERVE	118,500	188,000	82,000	83,000	10,000	30,000
TRANSFER FROM RESERVE - GAS TAX		125,000	-	-	-	-
GROWING COMMUNITIES FUND		448,112	-	-	-	-
TRANSFR FROM OPERATING RESERVE	15,675	51,588	42,681	99,921	39,795	41,236
DEBENTURE PROCEEDS		-	216,500	-	-	-
<b>Total Funding</b>	<b>\$ 315,509</b>	<b>\$ 812,700</b>	<b>\$ 341,181</b>	<b>\$ 182,921</b>	<b>\$ 49,795</b>	<b>\$ 71,236</b>
<b>Expense</b>						
SALARIES & WAGES		35,998	37,078	38,190	39,335	40,517
ADMINISTRATION CHARGES	10,008	15,590	5,603	1,731	460	719
SIMILKAMEEN OUTDOOR RINK REPLACEMENT CF		20,000				
SIMILKAMEEN OUTDOOR RINK REPLACEMENT	40,000		180,000	-	-	-
SIMILKAMEEN REC CENTRE EXTERIOR LANDSCAPING CF		140,000				
SIMILKAMEEN REC CENTRE EXTERIOR LANDSCAPING	185,000	75,000	36,500	83,000	-	-
SIMILKAMEEN REC CENTRECHANGE ROOM SHOWERS REPLACEMENT CF	25,000	10,000	20,000			
SIMILKAMEEN REC CENTRECHANGE ROOM SHOWERS REPLACEMENT	35,000			-	-	-
SIMILKAMEEN REC CENTRE HEATING UNITS	-	-	10,000	-	10,000	-
COMPRESSOR REBUILD AND FAN INSTALLATION CF	3,500					
COMPRESSOR REBUILD AND FAN INSTALLATION - CON	-	-	-	60,000	-	-
HIGHWAY SIGNAGE		-	20,000	-	-	-
PHYSICAL ACTIVITY TRAILER	17,001					
AUTO BELAY SYSTEM		10,000				
FLOORING REPLACEMENT		28,000				
REFRIGERATION UPGRADES		30,000				
BOWLING ALLEY PAINTING			12,000			
BLEACHERS			20,000			
BOWLING ALLEY FURNITURE						10,000
SNOW CLEARING & GRASS CUTTING EQUIPMENT						20,000
PARKS AND TRAILS UPGRADES		448,112				
<b>Total Capital Expenses</b>	<b>\$ 315,509</b>	<b>\$ 812,700</b>	<b>\$ 341,181</b>	<b>\$ 182,921</b>	<b>\$ 49,795</b>	<b>\$ 71,236</b>





## Regional District of Okanagan-Similkameen Capital Funding Request

Prepared by: Andy Foster

Date Submitted: 10/23/16

**Project Purpose**

Planned Landscape of Recreation Centre

**Priority (check one)**

Health & Safety:	<input type="radio"/>	Regulatory Requirement:	<input type="radio"/>
Replacement of Existing:	<input type="radio"/>	New Infrastructure:	<input type="radio"/>
Other:	<input checked="" type="radio"/>		

**Service Area (department code and description):**

**Estimated Capital Cost:**

Quantity	Unit Cost	Total Cost
1.00	\$ 75,000.00	\$ 75,000.00
		\$ 0.00
		\$ 0.00
		\$ 0.00
		\$ 0.00
<b>Total Project Cost</b>		<b>\$ 75,000.00</b>

**Description of Project:**

Ongoing Planned funding of the landscape rejuvenation of the Recreation Centre .

Budget reduced by \$5,000 hence second submission

**Capital Expenditure Rational Strategic Importance (attach pages as required):**

New Infrastructure: <input type="radio"/>	Start Date (if approved) 4/1/24	Anticipated Completion Date 10/1/24
Replacement / Repair: <input checked="" type="radio"/>	Anticipated Service in Date	

**New Yearly Operating Expenses Attributed to the Capital Project:**

Year:					
Staffing:					
Maintenance:	\$ 500.00	\$ 500.00	\$ 700.00	\$ 900.00	\$ 900.00
Reserve Replacement:					
Contracts:					
Annual Licensing Fees:					
Miscellaneous (specify):					
<b>Total Operating Costs:</b>	\$ 500.00	\$ 500.00	\$ 700.00	\$ 900.00	\$ 900.00

Verified by Department Manager: \_\_\_\_\_

Approved by CAO to Present to Board: \_\_\_\_\_

Project G/L Code (assigned by finance): \_\_\_\_\_

Capital Funding Request Number: \_\_\_\_\_

1-2-7201-5506

CFR #28

<b>Funding Source:</b>	
Capital Reserve:	\$ 75,000.00
Operating Reserve:	
Federal Grant:	
Provincial Grant:	
Other Grant:	
Donations:	
Other (specify):	
<b>Must Equal Project Cost</b>	<b>\$ 75,000.00</b>





## Regional District of Okanagan-Similkameen Capital Funding Request

Prepared by: Andy Foster

Date Submitted: Sept 2023

**Project Purpose**  
To allow better programming of Similkameen Recreation Centre Climbing wall

**Priority (check one)**

Health & Safety:       Regulatory Requirement:

Replacement of Existing:       New Infrastructure:

Other:

**Service Area (department code and description):**  
7201 Auto Belay system

Estimated Capital Cost:	Quantity	Unit Cost	Total Cost
	2.00	\$ 5,000.00	\$ 10,000.00
			\$ 0.00
			\$ 0.00
			\$ 0.00
			\$ 0.00
		Total Project Cost	\$ 10,000.00

**Description of Project:**  
Two auto belay devices to be installed into the climbing wall

**Capital Expenditure Rational Strategic Importance (attach pages as required):**

New Infrastructure:       Start Date (if approved) 4/1/24      Anticipated Completion Date 10/1/24

Replacement / Repair:       Anticipated Service in Date 2024

**New Yearly Operating Expenses Attributed to the Capital Project:**

Year:	2024	2025	2026	2027	2028
Staffing:	\$ 1,000.00	\$ 1,100.00	\$ 1,200.00	\$ 1,300.00	\$ 1,400.00
Maintenance:					
Reserve Replacement:					
Contracts:					
Annual Licensing Fees:					
Miscellaneous (specify):					
<b>Total Operating Costs:</b>	\$ 1,000.00	\$ 1,100.00	\$ 1,200.00	\$ 1,300.00	\$ 1,400.00

Verified by Department Manager:		<b>Funding Source:</b>	
Approved by CAD to Present to Board:		Capital Reserve:	\$ 10,000.00
Project G/L Code (assigned by finance):	1-2-7201-5515	Operating Reserve:	
Capital Funding Request Number:	CFR #29	Federal Grant:	
		Provincial Grant:	
		Other Grant:	
		Donations:	
		Other (specify):	
		<b>Must Equal Project Cost</b>	\$ 10,000.00



## Regional District of Okanagan-Similkameen Capital Funding Request

Prepared by: Andy Foster

Date Submitted: Sept 2023

**Project Purpose**

Repave flooring in bowling lounge and upstairs gym at the Similkameen Recreation Centre

**Priority (check one)**

Health & Safety:	<input type="radio"/>	Regulatory Requirement:	<input type="radio"/>
Replacement of Existing:	<input checked="" type="radio"/>	New Infrastructure:	<input type="radio"/>
Other:	<input type="radio"/>		

**Service Area (department code and description):**

7201 Flooring Replacement

**Estimated Capital Cost:**

Quantity	Unit Cost	Total Cost
1.00	\$ 28,000.00	\$ 28,000.00
		\$ 0.00
		\$ 0.00
		\$ 0.00
		\$ 0.00
<b>Total Project Cost</b>		<b>\$ 28,000.00</b>

**Description of Project:**

Due to wear and tear we are repaving flooring in the bowling lounge and upstairs gym at the Similkameen Recreation Centre

**Capital Expenditure Rational Strategic Importance (attach pages as required):**

New Infrastructure: <input type="radio"/>	Start Date (if approved) <u>4/1/24</u>	Anticipated Completion Date <u>10/1/24</u>
Replacement / Repair: <input checked="" type="radio"/>	Anticipated Service in Date <u>2024</u>	

**New Yearly Operating Expenses Attributed to the Capital Project:**

Year:	2024	2025	2026	2027	2028
Staffing:					
Maintenance:					
Reserve Replacement:					
Contracts:					
Annual Licensing Fees:					
Miscellaneous (specify):					
<b>Total Operating Costs:</b>	\$ 0.00	\$ 0.00	\$ 0.00	\$ 0.00	\$ 0.00

Verified by Department Manager:

Approved by CAO to Present to Board:

Project G/L Code (assigned by finance):

Capital Funding Request Number:

1-2-7201-5516

CFR #30

<b>Funding Source:</b>	
Capital Reserve:	\$ 28,000.00
Operating Reserve:	
Federal Grant:	
Provincial Grant:	
Other Grant:	
Donations:	
Other (specify):	
<b>Must Equal Project Cost</b>	<b>\$ 28,000.00</b>





# Regional District of Okanagan-Similkameen Capital Funding Request

Prepared by: Andy Foster

Date Submitted:

**Project Purpose**

To keep the refrigeration plant upto code

**Priority (check one)**

Health & Safety: <input type="radio"/>	Regulatory Requirement: <input type="radio"/>
Replacement of Existing: <input checked="" type="radio"/>	New Infrastructure: <input type="radio"/>
Other: <input type="radio"/>	

**Service Area (department code and description):**

7201 SIMILKAMEEN REC CENTRE REFRIGERATION OIL SEPERATOR,NH3 DETECTION CONTROLLER AND VALVES

**Estimated Capital Cost:**

Quantity	Unit Cost	Total Cost
1.00	\$ 30,000.00	\$ 30,000.00
		\$ 0.00
		\$ 0.00
		\$ 0.00
		\$ 0.00
<b>Total Project Cost</b>		<b>\$ 30,000.00</b>

**Description of Project:**

REPLACEMENT OF OIL SEPERATOR,NH3 DETECTION CONTROLLER AND VALVES

**Capital Expenditure Rational Strategic Importance (attach pages as required):**

New Infrastructure: <input checked="" type="radio"/>	Start Date (if approved) 9/1/24	Anticipated Completion Date 11/1/24
Replacement / Repair: <input type="radio"/>	Anticipated Service in Date 11/1/24	

**New Yearly Operating Expenses Attributed to the Capital Project:**

Year:	2024	2025	2026	2027	2028
Staffing:					
Maintenance:					
Reserve Replacement:					
Contracts:					
Annual Licensing Fees:					
Miscellaneous (specify):					
<b>Total Operating Costs:</b>	\$ 0.00	\$ 0.00	\$ 0.00	\$ 0.00	\$ 0.00

Verified by Department Manager: \_\_\_\_\_

Approved by CAO to Present to Board: \_\_\_\_\_

Project G/L Code (assigned by finance):

1-2-7201-5517

Capital Funding Request Number:

CFR #31

**Funding Source:**

Capital Reserve: \$ 30,000.00

Operating Reserve: \_\_\_\_\_

Federal Grant: \_\_\_\_\_

Provincial Grant: \_\_\_\_\_

Other Grant: \_\_\_\_\_

Donations: \_\_\_\_\_

Other (specify): \_\_\_\_\_

Must Equal Project Cost

\$ 30,000.00



**Regional District of Okanagan-Similkameen**  
**2024-2038 Capital Financial Plan**  
**POOL - OLIVER / "C" - 7301**

	2023 Budget	2024 Budget	2025 Budget	2026 Budget	2027 Budget	2028 Budget
<b>Funding</b>						
TRANSFER FROM CAPITAL RESERVE	87,500	120,000	-	-	150,000	-
TRANSFR FROM OPERATING RESERVE	892	559	-	-	-	-
DEBENTURE PROCEEDS	-	-	-	-	350,000	-
	<u>\$ 88,392</u>	<u>\$ 120,559</u>	<u>\$ -</u>	<u>\$ -</u>	<u>\$ 500,000</u>	<u>\$ -</u>
<b>Expense</b>						
ADMINISTRATION CHARGES	892	559	-	-	-	-
POOL ROOF	-	45,000	-	-	-	-
POOL BASIN AND DECK REPLACEMENT - CON	-	-	-	-	500,000	-
INTERIOR LIGHTING	37,500	-	-	-	-	-
INTERIOR AND WASHROOM ACCESSIBILITY UPGRADES CF	50,000	50,000	-	-	-	-
INTERIOR AND WASHROOM ACCESSIBILITY UPGRADES	-	25,000	-	-	-	-
<b>Total Capital Expenses</b>	<u>\$ 88,392</u>	<u>\$ 120,559</u>	<u>\$ -</u>	<u>\$ -</u>	<u>\$ 500,000</u>	<u>\$ -</u>



## Regional District of Okanagan-Similkameen Capital Funding Request

Prepared by: \_\_\_\_\_

Date Submitted: 10/18/23

<b>Project Purpose</b>	<b>Priority (check one)</b>	
Pool Roof	Health & Safety: <input type="radio"/>	Regulatory Requirement: <input type="radio"/>
	Replacement of Existing: <input type="radio"/>	New Infrastructure: <input type="radio"/>
<b>Service Area (department code and description):</b>	Other: <input checked="" type="radio"/>	
Olliver Rec - Pool - 7301		

Estimated Capital Cost:	Quantity	Unit Cost	Total Cost
	1.00	\$ 45,000.00	\$ 45,000.00
			\$ 0.00
			\$ 0.00
			\$ 0.00
			\$ 0.00
		<b>Total Project Cost</b>	<b>\$ 45,000.00</b>

**Description of Project:**  
For new pool roof

**Capital Expenditure Rational Strategic Importance (attach pages as required):**

New Infrastructure:  Start Date (if approved) \_\_\_\_\_ Anticipated Completion Date \_\_\_\_\_

Replacement / Repair:  Anticipated Service in Date \_\_\_\_\_

**New Yearly Operating Expenses Attributed to the Capital Project:**

Year:					
Staffing:					
Maintenance:					
Reserve Replacement:					
Contracts:					
Annual Licensing Fees:					
Miscellaneous (specify):					
<b>Total Operating Costs:</b>	\$ 0.00	\$ 0.00	\$ 0.00	\$ 0.00	\$ 0.00

Verified by Department Manager: _____  Approved by CAO to Present to Board: _____  Project G/L Code (assigned by finance): 1-2-7301-5501  Capital Funding Request Number: CFR #79	<table border="1" style="width: 100%; border-collapse: collapse;"> <tr> <td>Funding Source:</td> <td></td> </tr> <tr> <td>Capital Reserve:</td> <td style="text-align: right;">\$ 45,000.00</td> </tr> <tr> <td>Operating Reserve:</td> <td></td> </tr> <tr> <td>Federal Grant:</td> <td></td> </tr> <tr> <td>Provincial Grant:</td> <td></td> </tr> <tr> <td>Other Grant:</td> <td></td> </tr> <tr> <td>Donations:</td> <td></td> </tr> <tr> <td>Other (specify):</td> <td></td> </tr> <tr> <td></td> <td></td> </tr> <tr> <td><b>Must Equal Project Cost</b></td> <td style="text-align: right;"><b>\$ 45,000.00</b></td> </tr> </table>	Funding Source:		Capital Reserve:	\$ 45,000.00	Operating Reserve:		Federal Grant:		Provincial Grant:		Other Grant:		Donations:		Other (specify):				<b>Must Equal Project Cost</b>	<b>\$ 45,000.00</b>
Funding Source:																					
Capital Reserve:	\$ 45,000.00																				
Operating Reserve:																					
Federal Grant:																					
Provincial Grant:																					
Other Grant:																					
Donations:																					
Other (specify):																					
<b>Must Equal Project Cost</b>	<b>\$ 45,000.00</b>																				





## Regional District of Okanagan-Similkameen Capital Funding Request

Prepared by: \_\_\_\_\_

Date Submitted: 10/18/23

<b>Project Purpose</b>	<b>Priority (check one)</b>	
Interior and Washroom Accessibility Upgrades	Health & Safety: <input type="radio"/>	Regulatory Requirement: <input type="radio"/>
	Replacement of Existing: <input type="radio"/>	New Infrastructure: <input type="radio"/>
<b>Service Area (department code and description):</b>	Other: <input checked="" type="radio"/>	
Oliver Rec - Pool - 7301		

Estimated Capital Cost:	Quantity	Unit Cost	Total Cost
	1.00	\$ 25,000.00	\$ 25,000.00
			\$ 0.00
			\$ 0.00
			\$ 0.00
			\$ 0.00
		<b>Total Project Cost</b>	<b>\$ 25,000.00</b>

**Description of Project:**  
Interior and Washroom Accessibility Upgrades additional funds required for 2024

**Capital Expenditure Rational Strategic Importance (attach pages as required):**

New Infrastructure:  Start Date (if approved) \_\_\_\_\_ Anticipated Completion Date \_\_\_\_\_

Replacement / Repair:  Anticipated Service in Date \_\_\_\_\_

**New Yearly Operating Expenses Attributed to the Capital Project:**

Year:					
Staffing:					
Maintenance:					
Reserve Replacement:					
Contracts:					
Annual Licensing Fees:					
Miscellaneous (specify):					
<b>Total Operating Costs:</b>	\$ 0.00	\$ 0.00	\$ 0.00	\$ 0.00	\$ 0.00

Verified by Department Manager: _____ Approved by CAO to Present to Board: _____ Project G/L Code (assigned by finance): 1-2-7301-5504 Capital Funding Request Number: CFR #80	<table border="1" style="width: 100%; border-collapse: collapse;"> <tr> <td>Funding Source:</td> <td></td> </tr> <tr> <td>Capital Reserve:</td> <td style="text-align: right;">\$ 25,000.00</td> </tr> <tr> <td>Operating Reserve:</td> <td></td> </tr> <tr> <td>Federal Grant:</td> <td></td> </tr> <tr> <td>Provincial Grant:</td> <td></td> </tr> <tr> <td>Other Grant:</td> <td></td> </tr> <tr> <td>Donations:</td> <td></td> </tr> <tr> <td>Other (specify):</td> <td></td> </tr> <tr> <td>Must Equal Project Cost</td> <td style="text-align: right;">\$ 25,000.00</td> </tr> </table>	Funding Source:		Capital Reserve:	\$ 25,000.00	Operating Reserve:		Federal Grant:		Provincial Grant:		Other Grant:		Donations:		Other (specify):		Must Equal Project Cost	\$ 25,000.00
Funding Source:																			
Capital Reserve:	\$ 25,000.00																		
Operating Reserve:																			
Federal Grant:																			
Provincial Grant:																			
Other Grant:																			
Donations:																			
Other (specify):																			
Must Equal Project Cost	\$ 25,000.00																		



**Regional District of Okanagan-Similkameen**  
**2024-2038 Capital Financial Plan**  
**POOL - KEREMEOS/AREAS "B" & "G" - 7311**

	2023 Budget	2024 Budget	2025 Budget	2026 Budget	2027 Budget	2028 Budget
<b>Funding</b>						
TRANSFER FROM CAPITAL RESERVE	38,000	10,000	-	-	-	-
TRANSFR FROM OPERATING RESERVE	904	93	-	-	-	-
<b>Total Funding</b>	<b>\$ 38,904</b>	<b>\$ 10,093</b>	<b>\$ -</b>	<b>\$ -</b>	<b>\$ -</b>	<b>\$ -</b>
<b>Expense</b>						
ADMINISTRATION CHARGES	904	93	-	-	-	-
POOL COVER	24,000	-	-	-	-	-
POOL FILTERS	14,000	-	-	-	-	-
LONG TERM PLAN		10,000	-	-	-	-
<b>Total Capital Expenses</b>	<b>\$ 38,904</b>	<b>\$ 10,093</b>	<b>\$ -</b>	<b>\$ -</b>	<b>\$ -</b>	<b>\$ -</b>





# Regional District of Okanagan-Similkameen Capital Funding Request

Prepared by: Andy Foster

Date Submitted: *Sept 2023*

**Project Purpose**  
To develop a long term plan for the Similkameen Community Pool

**Priority (check one)**

Health & Safety:       Regulatory Requirement:

Replacement of Existing:       New Infrastructure:

Other:

**Service Area (department code and description):**  
7311 SIMILKAMEEN COMMUNITY POOL LONG TERM PLAN

Estimated Capital Cost:	Quantity	Unit Cost	Total Cost
	1.00	\$ 10,000.00	\$ 10,000.00
			\$ 0.00
			\$ 0.00
			\$ 0.00
			\$ 0.00
		Total Project Cost	\$ 10,000.00

**Description of Project:**  
Start to develop a long term plan for the community pool. Step one is building assesment in 2024

**Capital Expenditure Rational Strategic Importance (attach pages as required):**

New Infrastructure:       Start Date (if approved) **4/1/24**      Anticipated Completion Date **10/1/24**

Replacement / Repair:       Anticipated Service in Date

**New Yearly Operating Expenses Attributed to the Capital Project:**

Year:	2024	2025	2026	2027	2028
Staffing:					
Maintenance:					
Reserve Replacement:					
Contracts:					
Annual Licensing Fees:					
Miscellaneous (specify):					
<b>Total Operating Costs:</b>	\$ 0.00	\$ 0.00	\$ 0.00	\$ 0.00	\$ 0.00

<p>Verified by Department Manager: </p> <p>Approved by CAO to Present to Board:</p> <p>Project G/L Code (assigned by finance): <span style="border: 1px solid red; padding: 2px; display: inline-block;">1-2-7311-5503</span></p> <p>Capital Funding Request Number: <span style="border: 1px solid red; padding: 2px; display: inline-block;">CFR #32</span></p>	<table style="width: 100%; border-collapse: collapse;"> <tr> <td style="width: 50%;">Funding Source:</td> <td style="width: 50%;"></td> </tr> <tr> <td>Capital Reserve:</td> <td style="text-align: right;">\$ 10,000.00</td> </tr> <tr> <td>Operating Reserve:</td> <td></td> </tr> <tr> <td>Federal Grant:</td> <td></td> </tr> <tr> <td>Provincial Grant:</td> <td></td> </tr> <tr> <td>Other Grant:</td> <td></td> </tr> <tr> <td>Donations:</td> <td></td> </tr> <tr> <td>Other (specify):</td> <td></td> </tr> <tr> <td colspan="2" style="border-top: 1px solid black;">Must Equal Project Cost</td> </tr> <tr> <td></td> <td style="text-align: right;">\$ 10,000.00</td> </tr> </table>	Funding Source:		Capital Reserve:	\$ 10,000.00	Operating Reserve:		Federal Grant:		Provincial Grant:		Other Grant:		Donations:		Other (specify):		Must Equal Project Cost			\$ 10,000.00
Funding Source:																					
Capital Reserve:	\$ 10,000.00																				
Operating Reserve:																					
Federal Grant:																					
Provincial Grant:																					
Other Grant:																					
Donations:																					
Other (specify):																					
Must Equal Project Cost																					
	\$ 10,000.00																				



**Regional District of Okanagan-Similkameen  
2024-2038 Capital Financial Plan  
RECREATION HALL - OLIVER / "C" - 7401**

	2023 Budget	2024 Budget	2025 Budget	2026 Budget	2027 Budget	2028 Budget
<b>Funding</b>						
TRANSFER FROM CAPITAL RESERVE	50,000	18,000	-	-	-	-
GROWING COMMUNITIES FUND		300,000	-	-	-	-
TRANSFR FROM OPERATING RESERVE	1,189	9,059	-	-	-	-
<b>Total Funding</b>	<b>\$ 51,189</b>	<b>\$ 327,059</b>	<b>\$ -</b>	<b>\$ -</b>	<b>\$ -</b>	<b>\$ -</b>
<b>Expense</b>						
<b>ADMINISTRATION CHARGES</b>	<b>1,189</b>	<b>9,059</b>	<b>-</b>	<b>-</b>	<b>-</b>	<b>-</b>
KITCHEN RENOVATION	-	300,000	-	-	-	-
REPLACE A/C UNITS	50,000	-	-	-	-	-
WALL CURTIN DIVIDER		18,000	-	-	-	-
<b>Total Capital Expenses</b>	<b>\$ 51,189</b>	<b>\$ 327,059</b>	<b>\$ -</b>	<b>\$ -</b>	<b>\$ -</b>	<b>\$ -</b>



## Regional District of Okanagan-Similkameen Capital Funding Request

Prepared by: \_\_\_\_\_

Date Submitted: 10/18/23

<b>Project Purpose</b>	<b>Priority (check one)</b>	
Community Kitchen	Health & Safety: <input type="radio"/>	Regulatory Requirement: <input type="radio"/>
	Replacement of Existing: <input type="radio"/>	New Infrastructure: <input type="radio"/>
<b>Service Area (department code and description):</b>	Other: <input checked="" type="radio"/>	
Oliver Recreation Hall - 7401		

Estimated Capital Cost:	Quantity	Unit Cost	Total Cost
Community Kitchen Renovation	1.00	\$ 300,000.00	\$ 300,000.00
			\$ 0.00
			\$ 0.00
			\$ 0.00
			\$ 0.00
<b>Total Project Cost</b>			<b>\$ 300,000.00</b>

**Description of Project:**  
Community Kitchen being funded from Growing Community Fund

**Capital Expenditure Rational Strategic Importance (attach pages as required):**

New Infrastructure: <input checked="" type="radio"/>	Start Date (if approved)	Anticipated Completion Date
Replacement / Repair: <input type="radio"/>	Anticipated Service in Date	

**New Yearly Operating Expenses Attributed to the Capital Project:**

Year:					
Staffing:					
Maintenance:					
Reserve Replacement:					
Contracts:					
Annual Licensing Fees:					
Miscellaneous (specify):					
<b>Total Operating Costs:</b>	\$ 0.00	\$ 0.00	\$ 0.00	\$ 0.00	\$ 0.00

Verified by Department Manager: _____  Approved by CAO to Present to Board: _____  Project G/L Code (assigned by finance): 1-2-7401-5503  Capital Funding Request Number: CFR #77	<table border="1" style="width: 100%; border-collapse: collapse;"> <tr><td>Funding Source:</td><td>_____</td></tr> <tr><td>Capital Reserve:</td><td>_____</td></tr> <tr><td>Operating Reserve:</td><td>_____</td></tr> <tr><td>Federal Grant:</td><td>_____</td></tr> <tr><td>Provincial Grant:</td><td>_____</td></tr> <tr><td>Other Grant:</td><td>_____</td></tr> <tr><td>Donations:</td><td>_____</td></tr> <tr><td>Other (specify):</td><td>_____</td></tr> <tr><td>Growing Community Fund</td><td style="text-align: right;">\$ 300,000.00</td></tr> <tr><td><b>Must Equal Project Cost</b></td><td style="text-align: right;"><b>\$ 300,000.00</b></td></tr> </table>	Funding Source:	_____	Capital Reserve:	_____	Operating Reserve:	_____	Federal Grant:	_____	Provincial Grant:	_____	Other Grant:	_____	Donations:	_____	Other (specify):	_____	Growing Community Fund	\$ 300,000.00	<b>Must Equal Project Cost</b>	<b>\$ 300,000.00</b>
Funding Source:	_____																				
Capital Reserve:	_____																				
Operating Reserve:	_____																				
Federal Grant:	_____																				
Provincial Grant:	_____																				
Other Grant:	_____																				
Donations:	_____																				
Other (specify):	_____																				
Growing Community Fund	\$ 300,000.00																				
<b>Must Equal Project Cost</b>	<b>\$ 300,000.00</b>																				





## Regional District of Okanagan-Similkameen Capital Funding Request

Prepared by: \_\_\_\_\_

Date Submitted: **10/18/23****Project Purpose**

Replacement of Wall Curtain Divider

**Priority (check one)**Health & Safety: Regulatory Requirement: Replacement of Existing: New Infrastructure: Other: **Service Area (department code and description):**

Oliver Recreation Hall - 7401

**Estimated Capital Cost:**

Quantity

Unit Cost

Total Cost

1.00

\$ 18,000.00

\$ 18,000.00

\$ 0.00

\$ 0.00

\$ 0.00

\$ 0.00

Total Project Cost

\$ 18,000.00

**Description of Project:**

Replacement of Wall Curtain Divider

**Capital Expenditure Rational Strategic Importance (attach pages as required):**New Infrastructure: 

Start Date (if approved)

Anticipated Completion Date

Replacement / Repair: 

Anticipated Service in Date

**New Yearly Operating Expenses Attributed to the Capital Project:**

Year:					
Staffing:					
Maintenance:					
Reserve Replacement:					
Contracts:					
Annual Licensing Fees:					
Miscellaneous (specify):					
<b>Total Operating Costs:</b>	\$ 0.00	\$ 0.00	\$ 0.00	\$ 0.00	\$ 0.00

Verified by Department Manager: \_\_\_\_\_

Approved by CAO to Present to Board: \_\_\_\_\_

Project G/L Code (assigned by finance):

1-2-7401-5505

Capital Funding Request Number:

CFR #78

Funding Source:

Capital Reserve: \_\_\_\_\_

\$ 18,000.00

Operating Reserve: \_\_\_\_\_

Federal Grant: \_\_\_\_\_

Provincial Grant: \_\_\_\_\_

Other Grant: \_\_\_\_\_

Donations: \_\_\_\_\_

Other (specify): \_\_\_\_\_

Must Equal Project Cost

\$ 18,000.00



**Regional District of Okanagan-Similkameen  
2024-2038 Capital Financial Plan  
TULAMEEN RECREATION COMMISSION - 7491**

	2023 Budget	2024 Budget	2025 Budget	2026 Budget	2027 Budget	2028 Budget
<b>Funding</b>						
COMMUNITY WORKS GAS TAX	114,380	-	-	-	-	-
TRANSFER FROM GAS TAX		173,755	10,000	-	140,000	-
TRANSFR FROM OPERATING RESERVE		3,093	93	-	3,093	-
<b>Total Funding</b>	<b>\$ 114,380</b>	<b>\$ 176,848</b>	<b>\$ 10,093</b>	<b>\$ -</b>	<b>\$ 143,093</b>	<b>-</b>
<b>Expense</b>						
ADMINISTRATION CHARGES	-	3,093	93	-	3,093	-
COALMONT PARK DEVELOPMENT CF	7,500	7,293	-	-	-	-
TULAMEEN PARK DEVELOPMENT CF	106,880	26,462	-	-	-	-
RINK BOARD REPLACEMENTS	-	140,000	-	-	140,000	-
SUN SCREENS	-	-	10,000	-	-	-
<b>Total Capital Expenses</b>	<b>\$ 114,380</b>	<b>\$ 176,848</b>	<b>\$ 10,093</b>	<b>\$ -</b>	<b>\$ 143,093</b>	<b>\$ -</b>



**Regional District of Okanagan-Similkameen  
2024-2038 Capital Financial Plan  
RECREATION COMMISSION - OK FALLS - 7521**

	2023 Budget	2024 Budget	2025 Budget	2026 Budget	2027 Budget	2028 Budget
<b>Funding</b>						
COMMUNITY WORKS GAS TAX	298,925	-	-	-	-	-
TRANSFER FROM CAPITAL RESERVE	4,811	6,789	24,700	75,000	140,000	-
TRANSFER FROM RESERVE - GAS TAX	100,000	360,475	261,300	110,000	60,000	-
TRANSFR FROM OPERATING RESERVE	686	38,843	43,727	45,725	53,156	47,441
DEBENTURE PROCEEDS	10,000	10,000	40,000	100,000	450,000	300,000
<b>Total Funding</b>	<b>\$ 414,422</b>	<b>\$ 416,107</b>	<b>\$ 369,727</b>	<b>\$ 330,725</b>	<b>\$ 703,156</b>	
<b>Expense</b>						
SALARIES & WAGES	-	20,302	20,911	21,540	22,183	22,846
SALARIES & WAGES		18,064	18,606	19,165	19,739	20,331
ADMINISTRATION CHARGES	686	477	4,210	5,020	11,234	4,264
CPR SPIT ARMOURING CF	237,000	229,934	-	-	-	-
KVR TRESTLE JUMPING PLATFORM CF			50,000	-	-	-
605 WILLOW (LAMB SITE DEVELOPMENT) CF	30,000	30,000	-	-	-	-
PARKS MASTER PLAN AREA 'D' CF	20,500	-	-	-	-	-
GARNET FAMILY PARK DEVELOPMENT CF	46,280	48,258	-	-	-	-
KEOGAN PICNIC SHELTER	-	-	30,000	-	-	-
KEOGAN SPORTS COURTS	-	-	-	75,000	-	-
KEOGAN WALKING LOOP	-	-	-	25,000	250,000	-
KENYON SPRAY PARK/PLAYGROUND	-	-	-	-	30,000	300,000
LIONS PARK IMPROVEMENTS CF		10,000				
LIONS PARK IMPROVEMENTS	10,000	-	40,000	-	-	-
BEACH PATHWAY LIGHT REPLACEMENT	-	-	-	60,000	90,000	-
IRRIGATION REPLACEMENTS	-	-	50,000	-	-	-
KEOGAN IRRIGATION REPLACEMENTS	-	-	70,000	-	-	-
OKANAGAN FALLS WATERFRONT DEVELOPMENT PLAN CF	20,000	12,272	-	-	-	-
CHRISTIE/KENYON BEACH ENHANCEMENTS CF	15,000	16,800				
CHRISTIE/KENYON BEACH ENHANCEMENTS	1,800	-	15,000	25,000	-	-
LIONS PARK PATH AND TRESTLE LIGHTING	-	-	36,000	-	-	-
KEOGAN DEVELOPMENT/DETAILED PLAN CF	30,000	30,000	-	-	-	-
KEOGAN SKATE PARK	-	-	-	-	80,000	-
KEOGAN WASHROOMS	-	-	-	100,000	-	-
OK FALLS SPORTS COURT CF	3,156	-	-	-	-	-
KENYON BEACH SWIMMING ACCESIBILITY	-	-	35,000	-	-	-
CHRISTIE MEMORIAL PARK WASHROOM UPGRADE	-	-	-	-	200,000	-
<b>Total Capital Expenses</b>	<b>\$ 414,422</b>	<b>\$ 416,107</b>	<b>\$ 369,727</b>	<b>\$ 330,725</b>	<b>\$ 703,156</b>	<b>\$ 347,441</b>



**Regional District of Okanagan-Similkameen  
2024-2038 Capital Financial Plan  
RECREATION COMMISSION - KALEDEN - 7531**

	2023 Budget	2024 Budget	2025 Budget	2026 Budget	2027 Budget	2028 Budget
<b>Funding</b>						
COMMUNITY WORKS GAS TAX	265,075	-	-	-	-	-
TRANSFER FROM CAPITAL RESERVE	26,000	93,500	-	-	-	-
TRANSFER FROM GAS TAX		139,116	-	25,000	-	-
GROWING COMMUNITIES FUND		298,111	-	-	-	-
TRANSFR FROM OPERATING RESERVE	1,372	68,027	59,873	61,980	63,518	65,425
DEBENTURE PROCEEDS		-	-	-	-	-
PROVINCIAL GRANTS	88,740	88,740	-	-	-	-
<b>Total Funding</b>	<b>\$ 381,187</b>	<b>\$ 687,494</b>	<b>\$ 59,873</b>	<b>\$ 86,980</b>	<b>\$ 63,518</b>	<b>\$ 65,425</b>
<b>Expense</b>						
SALARIES & WAGES	-	1,624	1,673	1,723	1,775	1,828
SALARIES & WAGES		55,968	57,647	59,377	61,157	62,993
ADMINISTRATION CHARGES	1,372	10,435	553	880	586	604
PIONEER PARK PATHS AND ACCESSIBILITY CF	25,698	110,696				
PIONEER PARK PATHS AND ACCESSIBILITY	88,740	67,500	-	-	-	-
KALEDEN HOTEL PARK DEVELOPMENT CF	86,160	26,160				
KALEDEN HOTEL PARK DEVELOPMENT		-	-	-	-	-
PIONEER PARK SPORTS COURTS	-	298,111	-	-	-	-
PIONEER PARK SEPTIC SYSTEM CF	60,217					
PIONEER PARK WATERFRONT DEVELOPMENT CF	65,000	63,000	-	-	-	-
PIONEER PARK DEVELOPEMENT CF	20,000	20,000	-	-	-	-
KALEDEN HOTEL TO PIONEER PARK KVR TRAIL UPGRADE	-	-	-	25,000	-	-
LAKE FRONT ACQUISITION CF	8,000	8,000	-	-	-	-
TWIN LAKES WASHROOM CF	26,000	26,000	-	-	-	-
<b>Total Capital Expenses</b>	<b>\$ 381,187</b>	<b>\$ 687,494</b>	<b>\$ 59,873</b>	<b>\$ 86,980</b>	<b>\$ 63,518</b>	<b>\$ 65,425</b>



# Regional District of Okanagan-Similkameen



## Capital Funding Request - 2024 Kaleden Hotel Park Development

<b>Project Purpose:</b> The Kaleden Hotel requires substantial improvements to prevent possible structural failure.	<b>Priority (check one)</b>		
<b>Service Area (department code and description)</b> Electoral Area "I"	Health & Safety:	<input checked="" type="checkbox"/>	Regulatory Requirement
	Replacement of Existing Infrastructure	<input type="checkbox"/>	New Infrastructure
	Other (Please explain in description)	<input type="checkbox"/>	

Estimated Capital Cost	Quantity	Unit Cost	Total Cost
Phased Implementation of Structural Design	1	Lump Sum	\$ 150,000
<b>Total Project Cost</b>			<b>\$ 150,000</b>

**Description**  
 To begin phased construction/implementation of the detailed design from the structural engineer. Work may include fencing and signage to delineate a safe perimeter for the public.

**Capital Expenditure Rational Strategic Importance (attach additional pages as required)**

New Infrastructure (Yes/No) -	<input type="checkbox"/> Yes	Start Date (if approved)	<input type="checkbox"/> ASAP	Anticipated Completion Date	<input type="checkbox"/> TBD
Renewal Infrastructure (Yes/No) -	<input type="checkbox"/>	Anticipated In Service Date	<input type="checkbox"/>		

**New Yearly Operating Expenses Attributed to the Capital project:**

Category	Year 1	Year 2	Year 3	Year 4	Year 5
Staffing:					
Maintenance:					
Reserve: Replacement					
Contracts:					
Annual Licensing Fees:					
Miscellaneous: (specify)					
<b>Total Additional Operating Costs</b>	\$ -	\$ -	\$ -	\$ -	\$ -

Verified by Department Manager: <input type="text"/> Approved by CAO to Present to Board: <input type="text"/> Project G/L Code (Assigned by Finance): <b>1-2-7531-5503</b> Project Tracking Code: CFR #49	<table border="1" style="width: 100%; border-collapse: collapse;"> <tr> <th colspan="2" style="text-align: left;">Funding Source</th> </tr> <tr> <td>Capital Reserve</td> <td></td> </tr> <tr> <td>Covid Funds</td> <td></td> </tr> <tr> <td>Federal Grant</td> <td></td> </tr> <tr> <td>Gas Tax</td> <td></td> </tr> <tr> <td>Operating Reserve</td> <td></td> </tr> <tr> <td>Other Borrowing</td> <td style="text-align: right;">\$ 150,000</td> </tr> <tr> <td>Provincial Grant</td> <td></td> </tr> <tr> <td><b>Must equal Project Cost</b></td> <td style="text-align: right;"><b>\$ 150,000</b></td> </tr> </table>	Funding Source		Capital Reserve		Covid Funds		Federal Grant		Gas Tax		Operating Reserve		Other Borrowing	\$ 150,000	Provincial Grant		<b>Must equal Project Cost</b>	<b>\$ 150,000</b>
Funding Source																			
Capital Reserve																			
Covid Funds																			
Federal Grant																			
Gas Tax																			
Operating Reserve																			
Other Borrowing	\$ 150,000																		
Provincial Grant																			
<b>Must equal Project Cost</b>	<b>\$ 150,000</b>																		

# Regional District of Okanagan-Similkameen

## Capital Funding Request - 2024

### Pioneer Park Pathways & Accessibility



<b>Project Purpose:</b> To improve park accessibility plus upgrade infrastructure and amenities.	<b>Priority (check one)</b> Health & Safety: <input type="checkbox"/> Replacement of Existing Infrastructure: <input checked="" type="checkbox"/> <span style="margin-left: 20px;">✓</span> Regulatory Requirement: <input type="checkbox"/> New Infrastructure: <input type="checkbox"/> Other (Please explain in description): <input type="checkbox"/>
<b>Service Area (department code and description)</b> Electoral Area "I"	

Estimated Capital Cost	Quantity	Unit Cost	Total Cost
Landscaping and Irrigation	1	Lump Sum	\$ 45,000
Contingency	1	Lump Sum	\$ 22,500
		<b>Total Project Cost</b>	<b>\$ 67,500</b>

**Description**  
 Completion of park landscape and update of irrigation system after installation of septic field and pathways.

**Capital Expenditure Rational Strategic Importance (attach additional pages as required)**

New Infrastructure (Yes/No) -	<input type="checkbox"/> Yes	Start Date (if approved)	<input type="checkbox"/> Jan. 1, 2024	Anticipated Completion Date	<input type="checkbox"/> Sept. 30, 2024
Renewal Infrastructure (Yes/No) -	<input type="checkbox"/>	Anticipated In Service Date	<input type="checkbox"/>		

**New Yearly Operating Expenses Attributed to the Capital project:**

Staffing:					
Maintenance:					
Reserve: Replacement	2000	2000	2000	2000	2000
Contracts:					
Annual Licensing Fees:					
Miscellaneous: (specify)					
<b>Total Additional Operating Costs</b>	\$ 2,000.00	\$ 2,000.00	\$ 2,000.00	\$ 2,000.00	\$ 2,000.00

Verified by Department Manager: <input type="checkbox"/> Approved by CAO to Present to Board: <input type="checkbox"/> Project G/L Code (Assigned by Finance): <span style="color: red;">1-2-7531-5501</span> Project Tracking Code: <span style="color: red;">CFR #50</span>	<table style="width: 100%;"> <tr> <th colspan="2" style="text-align: left;">Funding Source</th> </tr> <tr> <td>Capital Reserve</td> <td style="text-align: right;">\$ 67,500</td> </tr> <tr> <td>Covid Funds</td> <td></td> </tr> <tr> <td>Federal Grant</td> <td></td> </tr> <tr> <td>Gas Tax</td> <td></td> </tr> <tr> <td>Operating Reserve</td> <td></td> </tr> <tr> <td>Other Grant</td> <td></td> </tr> <tr> <td>Provincial Grant</td> <td></td> </tr> <tr> <td>Must equal Project Cost</td> <td style="text-align: right;">\$ 67,500</td> </tr> </table>	Funding Source		Capital Reserve	\$ 67,500	Covid Funds		Federal Grant		Gas Tax		Operating Reserve		Other Grant		Provincial Grant		Must equal Project Cost	\$ 67,500
Funding Source																			
Capital Reserve	\$ 67,500																		
Covid Funds																			
Federal Grant																			
Gas Tax																			
Operating Reserve																			
Other Grant																			
Provincial Grant																			
Must equal Project Cost	\$ 67,500																		



**Regional District of Okanagan-Similkameen  
2024-2038 Capital Financial Plan  
PARKS & RECREATION - NARAMATA - 7541**

	2023 Budget	2024 Budget	2025 Budget	2026 Budget	2027 Budget	2028 Budget
<b>Funding</b>						
COMMUNITY WORKS GAS TAX	343,390	-	-	-	-	-
TRANSFER FROM CAPITAL RESERVE	100,000	100,000	-	-	-	-
TRANSFER FROM GAS TAX		332,342	-	-	-	-
GROWING COMMUNITIES FUND		250,000	-	-	-	-
TRANSFR FROM OPERATING RESERVE	53,616	500,041	80,834	83,259	211,253	91,268
DEBENTURE PROCEEDS	-	-	-	-	15,000	210,000
PROVINCIAL GRANTS	97,000	93,474	-	-	-	-
DONATIONS	35,000	35,000	-	-	-	-
<b>Total Funding</b>	<b>\$ 629,006</b>	<b>\$ 1,310,857</b>	<b>\$ 80,834</b>	<b>\$ 83,259</b>	<b>\$ 226,253</b>	<b>\$ 301,268</b>
<b>Expense</b>						
SALARIES & WAGES	-	4,061	4,183	4,308	4,437	4,569
SALARIES & WAGES		73,694	75,905	78,182	80,527	82,943
ADMINISTRATION CHARGES	8,116	18,636	746	769	1,289	3,756
MARINA DREDGING	-	-	-	-	25,000	-
SPIRIT PARK DEVELOPMENT CF	10,554	93,474	-	-	-	-
CAPITAL EXPENDITURE - SPIRIT PARK DEVELOPMENT	97,000	250,000	-	-	-	-
WHARF PARK - ACQUISITION/DEVELOPMENT CF	209,388	385,932	-	-	-	-
WHARF PARK - ACQUISITION/DEVELOPMENT	148,112	358,150	-	-	-	-
MANITOU PARK - DEVELOPMENT - PATHWAY, LIGHTING, LANDSCAPING CF	24,336	-	-	-	-	-
SPIRIT PARK - DRAINAGE PLAN CF	51,000	46,410	-	-	-	-
COMMUNITY PEDESTRIAN CORRIDOR NETWORK	-	-	-	-	-	35,000
MANITOU PARK - IRRIGATION	-	-	-	-	-	80,000
COMMUNITY OFF LEASH PARK CF	15,000	15,000	-	-	-	-
HOUSE OF BALD EAGLE PARK ENHANCEMENTS CF	35,000	35,000	-	-	-	-
MANITOU PARK BMX CF	10,000	10,000	-	-	100,000	-
CREEK PARK - ACCESSIBILITY/BRIDGE UPGRADES	-	-	-	-	15,000	95,000
CENTER BEACH - SCULPTURE CF	20,500	20,500	-	-	-	-
COMMUNIZTY USE BUILDING FEASABILITY STUDY		-	-	-	-	-
ECONOMIC DEVELOPMENT FEASABILITY STUDY		-	-	-	-	-
ACTIVE TRANSPORTATION AMENITIES		-	-	-	-	-
<b>Total Capital Expenses</b>	<b>\$ 629,006</b>	<b>\$ 1,310,857</b>	<b>\$ 80,834</b>	<b>\$ 83,259</b>	<b>\$ 226,253</b>	<b>\$ 301,268</b>



# Regional District of Okanagan-Similkameen

## Capital Funding Request - 2024

### Wharf Park - Development



<b>Project Purpose:</b> To provide a expanded and upgraded park with new and improved facilities and amenities.	<b>Priority (check one)</b>		
	Health & Safety:	<input type="checkbox"/>	Regulatory Requirement
	Replacement of Existing Infrastructure	<input type="checkbox"/>	New Infrastructure
	Other (Please explain in description)	<input type="checkbox"/>	√
<b>Service Area (department code and description)</b> Electoral Area "E"			

Estimated Capital Cost	Quantity	Unit Cost	Total Cost
Outhouse Removal & New Washroom/Septic	1	Lump Sum	\$ 213,500
Park Hardscape, Irrigation & Landscape	1	Lump Sum	\$ 62,000
Contingency	1	Lump Sum	\$ 82,650
		<b>Total Project Cost</b>	<b>\$ 358,150</b>

**Description**  
 Second phase to complete parking interior now that perimeter works complete for roadways and utilities

**Capital Expenditure Rational Strategic Importance (attach additional pages as required)**

New Infrastructure (Yes/No) -	<input type="checkbox"/> Yes	Start Date (if approved)	<input type="checkbox"/> Jan. 1, 2024	Anticipated Completion Date	<input type="checkbox"/> Dec. 31, 2024
Renewal Infrastructure (Yes/No) -	<input type="checkbox"/>	Anticipated In Service Date	<input type="checkbox"/>		

**New Yearly Operating Expenses Attributed to the Capital project:**

Staffing:	5000	5000	5000	5000	5000
Maintenance:	2500	2500	2500	2500	2500
Reserve: Replacement	10000	10000	10000	10000	10000
Contracts:	5000	5000	5000	5000	5000
Annual Licensing Fees:					
Miscellaneous: Utilities /Equipment	1500	1500	1500	1500	1500
<b>Total Additional Operating Costs</b>	<b>\$ 24,000.00</b>	<b>\$ 24,000.00</b>	<b>\$ 24,000.00</b>	<b>\$ 24,000.00</b>	<b>\$ 24,000.00</b>

Verified by Department Manager:	<input type="checkbox"/>		<b>Funding Source</b>	
Approved by CAO to Present to Board	<input type="checkbox"/>		Capital Reserve	
			Covid Funds	
			Federal Grant	
			Gas Tax	
			Operating Reserve	
Project G/L Code (Assigned by Finance)	<b>1-2-7541-5502</b>		Other - Borrowing	\$ 358,150
			Provincial Grant	
Project Tracking Code	<b>CFR #51</b>		Must equal Project Cost	<b>\$ 358,150</b>

# Regional District of Okanagan-Similkameen

## Spirit Park Improvements - Capital Funding Request - 2024



<b>Project Purpose:</b>	<b>Priority (check one)</b>		
Parks enhancements	Health & Safety:	<input type="checkbox"/>	Regulatory Requirement <input type="checkbox"/>
	Replacement of Existing Infrastructure	<input type="checkbox"/>	New Infrastructure <input checked="" type="checkbox"/>
<b>Service Area (department code and description)</b>	Other (Please explain in <input type="checkbox"/> )		
7540 Naramata Parks & Recreation			

Estimated Capital Cost	Quantity	Unit Cost	Total Cost
Drainage Infrastructure (dry well)	1	\$ 6,000.00	\$ 6,000
Drainage Infrastructure (berm)	1	\$ 10,000.00	\$ 10,000
Site grading, fill, and topsoil	1	\$ 20,000.00	\$ 20,000
Irrigation system and design	1	\$ 50,000.00	\$ 50,000
Turf	1	\$ 10,000.00	\$ 10,000
Pathways	1	\$ 30,000.00	\$ 30,000
Plantings (Tree)	2	\$ 500.00	\$ 1,000
Shade Sail	1	\$ 5,000.00	\$ 5,000
Bleachers	2	\$ 3,000.00	\$ 6,000
Fire Pit	1	\$ 500.00	\$ 500
Contingency		15%	\$ 20,775
		<b>Total Project Cost</b>	<b>\$ 159,275</b>

**Description**

**Capital Expenditure Rational Strategic Importance (attach additional pages as required)**

New Infrastructure (Yes/No) -	<input type="checkbox"/> Yes	Start Date (if approved)	<input type="checkbox"/>	Anticipated Completion Date	<input type="checkbox"/>
Renewal Infrastructure Yes/No) -	<input type="checkbox"/> no	Anticipated In Service Date	<input type="checkbox"/>		

**New Yearly Operating Expenses Attributed to the Capital project:**

Staffing:					
Maintenance:					
Reserve: Replacement					
Contracts:					
Annual Licensing Fees:					
Miscellaneous: (specify)					
<b>Total Additional Operating Costs</b>	\$ -	\$ -	\$ -	\$ -	\$ -

Verified by Department Manager:	<input type="checkbox"/>		<b>Funding Source</b>		
Approved by CAO to Present to Board	<input type="checkbox"/>		Capital Reserve		
			Covid Funds		
			Federal Grant		
			Gas Tax		
			Operating Reserve		
Project G/L Code (Assigned by Finance)	7541-5501		Provincial Grant		
			Borrowing		\$ 159,275
Project Tracking Code	CFR #86		Must equal Project Cost		\$ 159,275



**Regional District of Okanagan-Similkameen  
2024-2038 Capital Financial Plan  
AREA "F" PARKS COMMISSION - 7571**

	2023 Budget	2024 Budget	2025 Budget	2026 Budget	2027 Budget	2028 Budget
<b>Funding</b>						
COMMUNITY WORKS GAS TAX	80,000	-	-	-	-	-
TRANSFER FROM CAPITAL RESERVE	-	-	30,000	-	-	-
TRANSFER FROM GAS TAX	-	258,722	404,550	200,000	-	-
GROWING COMMUNITIES FUND	-	498,111	-	-	-	-
TRANSFR FROM OPERATING RESERVE	-	42,994	33,729	29,717	26,058	26,841
<b>Total Funding</b>	<b>\$ 80,000</b>	<b>\$ 799,827</b>	<b>\$ 468,279</b>	<b>\$ 229,717</b>	<b>\$ 26,058</b>	<b>\$ 26,841</b>
<b>Expense</b>						
SALARIES & WAGES	-	23,627	24,336	25,066	25,817	26,593
ADMINISTRATION CHARGES	-	19,367	9,393	4,651	241	248
LAND ACQUISITION	-	-	-	200,000	-	-
OUTDOOR FITNESS EQUIPMENT	-	-	5,000	-	-	-
MARIPOSA PARK - DEVELOPMENT PLAN CF	80,000	56,072	-	-	-	-
MARIPOSA PARK - DEVELOPMENT PLAN	-	202,650	394,550	-	-	-
PITCH AND BACK STOP REMOVAL	-	-	5,000	-	-	-
IRRIGATION REPLACEMENTS	-	-	25,000	-	-	-
FAULDER MEADOW VALLEY PARKLAND ACQUISITION	-	-	5,000	-	-	-
MARIPOSA PARK AND TRANSPORTATION COORIDOR PROJECT	-	498,111	-	-	-	-
<b>Total Capital Expenses</b>	<b>\$ 80,000</b>	<b>\$ 799,827</b>	<b>\$ 468,279</b>	<b>\$ 229,717</b>	<b>\$ 26,058</b>	<b>\$ 26,841</b>



**Regional District of Okanagan-Similkameen  
2024-2038 Capital Financial Plan  
AREA "B" COMMUNITY PARKS - 7581**

	2023 Budget	2024 Budget	2025 Budget	2026 Budget	2027 Budget	2028 Budget
<b>Funding</b>						
COMMUNITY WORKS GAS TAX	36,000	-	-	-	-	-
TRANSFER FROM CAPITAL RESERVE	476	-	-	-	-	-
TRANSFER FROM GAS TAX		118,382	7,000	-	-	-
TRANSFR FROM OPERATING RESERVE	-	20,029	19,608	20,129	20,732	21,354
<b>Total Funding</b>	<b>\$ 36,476</b>	<b>\$ 138,411</b>	<b>\$ 26,608</b>	<b>\$ 20,129</b>	<b>\$ 20,732</b>	<b>\$ 21,354</b>
<b>Expense</b>						
SALARIES & WAGES		18,798	19,362	19,943	20,541	21,157
ADMINISTRATION CHARGES	476	1,231	246	186	191	197
PARKS PARKING AND RIVER ACCESS	-	-	2,000	-	-	-
KOBAU PARK IMPROVEMENTS CF	6,000	26,000				
KOBAU PARK IMPROVEMENTS	20,000		-	-	-	-
PARKS KOBAU PARK IRRIGATION	-	-	5,000	-	-	-
KOBAU PARK PLAN CF	10,000	7,382	-	-	-	-
KOBAU PARK - BALL DUGOUT REPLACEMENT		50,000	-	-	-	-
KOBAU PARK - MULTIUSE COURTS		35,000	-	-	-	-
<b>Total Capital Expenses</b>	<b>\$ 36,476</b>	<b>\$ 138,411</b>	<b>\$ 26,608</b>	<b>\$ 20,129</b>	<b>\$ 20,732</b>	<b>\$ 21,354</b>



# Regional District of Okanagan-Similkameen

## Capital Funding Request - 2024



<b>Project Purpose:</b>	<b>Priority (check one)</b>		
Kobau Park Ball Dugout Replacements	Health & Safety:	<input type="checkbox"/> Y <input type="checkbox"/>	Regulatory Requirement <input type="checkbox"/>
	Replacement of Existing Infrastructure	<input type="checkbox"/> Y <input type="checkbox"/>	New Infrastructure <input type="checkbox"/> N
	Other (Please explain in description)	<input type="checkbox"/>	
<b>Service Area (department code and description)</b>	7580- Area B Parks		

Estimated Capital Cost 2024	Quantity	Unit Cost	Total Cost
Ball Diamond Dugouts	4	\$ 12,500.00	\$ 50,000
Project Cost			2024
Total Project Cost			\$ 50,000
			\$ 50,000

The original dogout for the ball fields at Kobau Park were made timber and log structure. Although this locally built and installed structure provided a unique look for the ball diamonds they are starting to show signs of decay and structural issues. The projects scope is to remove the existing duguouts and replace with a chainlink on metal posts with a tin roof.

**Capital Expenditure Rational Strategic Importance (attach additional pages as required)**

New Infrastructure (Yes/No) -	<input type="checkbox"/>	Start Date (if approved)	22-Mar	Anticipated Completion Date	22-Oct
Renewal Infrastructure Yes/No -	<input type="checkbox"/>	Anticipated In Service Date	<input type="checkbox"/>		

**New Yearly Operating Expenses Attributed to the Capital project:**

Staffing:					
Maintenance:					
Reserve: Replacement					
Contracts:					
Annual Licensing Fees:					
Miscellaneous: (specify)					
<b>Total Additional Operating Costs</b>	\$ -	\$ -	\$ -	\$ -	\$ -

Verified by Department Manager:	<input type="checkbox"/>				
Approved by CAO to Present to Board	<input type="checkbox"/>				
Project G/L Code (Assigned by Finance)	1-2-7581-5509				
Project Tracking Code	CFR #52				
			<b>Funding Source</b>		
			Capital Reserve		
			Covid Funds		
			Federal Grant		
			Gas Tax		\$ 50,000
			Operating Reserve		
			Other Grant		
			Provincial Grant		
			Must equal Project Cost		\$ 50,000

# Regional District of Okanagan-Similkameen



## Capital Funding Request - 2024

<b>Project Purpose:</b>	<b>Priority (check one)</b>		
Kobau Park Multiuse Courts	Health & Safety:	<input type="checkbox"/> Y <input type="checkbox"/>	Regulatory Requirement <input type="checkbox"/>
	Replacement of Existing Infrastructure	<input type="checkbox"/> Y <input type="checkbox"/>	New Infrastructure <input type="checkbox"/> N
<b>Service Area (department code and description)</b>	Other (Please explain in description) <input type="checkbox"/>		
7580- Area B Parks			

Estimated Capital Cost	Quantity	Unit Cost	Total Cost
<b>2024</b>			
New Multiuse Courts	_____	_____	\$ 35,000
	_____	_____	\$ -
	_____	_____	\$ -
	_____	_____	_____
		Project Cost	2024
		Total Project Cost	\$ 35,000

Replace old concrete surface with asphalt, line painting, new sports equipment

**Capital Expenditure Rational Strategic Importance (attach additional pages as required)**

New Infrastructure (Yes/No) -	<input type="checkbox"/> N <input type="checkbox"/>	Start Date (if approved)	<input type="checkbox"/> 22-Jun <input type="checkbox"/>	Anticipated Completion Date	<input type="checkbox"/> 22-Aug <input type="checkbox"/>
Renewal Infrastructure Yes/No) -	<input type="checkbox"/> Y <input type="checkbox"/>	Anticipated In Service Date	<input type="checkbox"/>		

**New Yearly Operating Expenses Attributed to the Capital project:**

Staffing:	500	500	500	500	500
Maintenance:	500	500	500	500	500
Reserve: Replacement	1500	1500	1500	1500	1500
Contracts:					
Annual Licensing Fees:					
Miscellaneous: (specify)					
<b>Total Additional Operating Costs</b>	\$ 2,500.00	\$ 2,500.00	\$ 2,500.00	\$ 2,500.00	\$ 2,500.00

Verified by Department Manager:	<input type="checkbox"/>		<b>Funding Source</b>		
Approved by CAO to Present to Board	<input type="checkbox"/>		Capital Reserve		
			Covid Funds		
			Federal Grant		
			Gas Tax		\$ 35,000
			Operating Reserve		
			Other Grant		
			Provincial Grant		
Project G/L Code (Assigned by Finance)	<b>1-2-7581-5510</b>		Must equal Project Cost		\$ 35,000
Project Tracking Code	<b>CFR #53</b>				



**Regional District of Okanagan-Similkameen  
2024-2038 Capital Financial Plan  
PARKS - OLIVER / "C" - 7701**

	2023 Budget	2024 Budget	2025 Budget	2026 Budget	2027 Budget	2028 Budget
<b>Funding</b>						
RECOVERIES - TOWN OF OLIVER		50,000	-	-	-	-
TRANSFER FROM CAPITAL RESERVE	45,614	40,614	65,000	-	-	-
COMMUNITY WORKS GAS TAX	-	50,000	-	-	-	-
GROWING COMMUNITIES FUND		100,000	-	-	-	-
DEBENTURE PROCEEDS	150,000	150,000	200,000	180,000	-	-
TRANSFR FROM OPERATING RESERVE	6,935	2,651	621	3,976	-	-
PROVINCIAL GRANTS	177,000	220,000	300,000	100,000	-	-
DONATIONS	43,000	-	-	-	-	-
<b>Total Funding</b>	<b>\$ 422,549</b>	<b>\$ 613,265</b>	<b>\$ 565,621</b>	<b>\$ 283,976</b>	<b>\$ -</b>	<b>\$ -</b>
<b>Expense</b>						
ADMINISTRATION CHARGES	6,935	2,651	621	3,976	-	-
REPLACE KINSMEN SPLASH PARK COMPONENTS	-	-	50,000	-	-	-
COMMUNITY PARK WASHROOM BUILDING UPGRADES	25,000	-	-	-	-	-
LION'S PARK WASHROOM BUIDLING RETROFIT CF	240,614	340,614	-	-	-	-
KINSMEN PARK PLAYGROUND EQUIPMENT REPLACEMENT CF	150,000	150,000	-	-	-	-
LION'S PARK SOUTH PLAY STRUCTURE CON				100,000		
LION'S PARK SOUTH WASHROOM BUILDING	-	-	-	180,000	-	-
DUGOUT EXTENSIONS AND COVERS DIAMOND 3	-	-	15,000	-	-	-
ROTARY PARK IMPROVEMENT PROJECT - CON			300,000			
SOLAR LIGHTING IN CP CON			200,000			
BASKETBALL COURT		120,000	-	-	-	-
<b>Total Capital Expenses</b>	<b>\$ 422,549</b>	<b>\$ 613,265</b>	<b>\$ 565,621</b>	<b>\$ 283,976</b>	<b>\$ -</b>	<b>\$ -</b>





## Regional District of Okanagan-Similkameen Capital Funding Request

Prepared by: \_\_\_\_\_

Date Submitted: 10/18/23

<b>Project Purpose</b>	<b>Priority (check one)</b>	
Basketball Court and Subdivision of Property	Health & Safety: <input type="radio"/>	Regulatory Requirement: <input type="radio"/>
	Replacement of Existing: <input type="radio"/>	New Infrastructure: <input type="radio"/>
<b>Service Area (department code and description):</b>	Other: <input checked="" type="radio"/>	
Oliver Parks & Rec - Parks - 7701		

Estimated Capital Cost:	Quantity	Unit Cost	Total Cost
	1.00	\$ 120,000.00	\$ 120,000.00
			\$ 0.00
			\$ 0.00
			\$ 0.00
			\$ 0.00
		<b>Total Project Cost</b>	<b>\$ 120,000.00</b>

**Description of Project:**  
For Basketball Court

**Capital Expenditure Rational Strategic Importance (attach pages as required):**

New Infrastructure: <input checked="" type="radio"/>	Start Date (if approved): _____	Anticipated Completion Date: _____
Replacement / Repair: <input type="radio"/>	Anticipated Service in Date: _____	

**New Yearly Operating Expenses Attributed to the Capital Project:**

Year:					
Staffing:					
Maintenance:					
Reserve Replacement:					
Contracts:					
Annual Licensing Fees:					
Miscellaneous (specify):					
<b>Total Operating Costs:</b>	\$ 0.00	\$ 0.00	\$ 0.00	\$ 0.00	\$ 0.00

Verified by Department Manager: _____  Approved by CAO to Present to Board: _____  Project G/L Code (assigned by finance): 1-2-7701-5512  Capital Funding Request Number: CFR #81	<table border="1" style="width: 100%; border-collapse: collapse;"> <tr> <td style="width: 50%;"><b>Funding Source:</b></td> <td style="width: 50%;"></td> </tr> <tr> <td>Capital Reserve:</td> <td style="text-align: right;">\$ 20,000.00</td> </tr> <tr> <td>Operating Reserve:</td> <td></td> </tr> <tr> <td>Federal Grant:</td> <td></td> </tr> <tr> <td>Provincial Grant:</td> <td></td> </tr> <tr> <td>Other Grant:</td> <td></td> </tr> <tr> <td>Donations:</td> <td></td> </tr> <tr> <td>Other (specify):</td> <td></td> </tr> <tr> <td>Growing Community Fund</td> <td style="text-align: right;">\$ 100,000.00</td> </tr> <tr> <td><b>Must Equal Project Cost</b></td> <td style="text-align: right;"><b>\$ 120,000.00</b></td> </tr> </table>	<b>Funding Source:</b>		Capital Reserve:	\$ 20,000.00	Operating Reserve:		Federal Grant:		Provincial Grant:		Other Grant:		Donations:		Other (specify):		Growing Community Fund	\$ 100,000.00	<b>Must Equal Project Cost</b>	<b>\$ 120,000.00</b>
<b>Funding Source:</b>																					
Capital Reserve:	\$ 20,000.00																				
Operating Reserve:																					
Federal Grant:																					
Provincial Grant:																					
Other Grant:																					
Donations:																					
Other (specify):																					
Growing Community Fund	\$ 100,000.00																				
<b>Must Equal Project Cost</b>	<b>\$ 120,000.00</b>																				



**Regional District of Okanagan-Similkameen  
2024-2038 Capital Financial Plan  
REGIONAL TRAILS - 7721**

	2023 Budget	2024 Budget	2025 Budget	2026 Budget	2027 Budget	2028 Budget
<b>Funding</b>						
COMMUNITY WORKS GAS TAX	8,072	-	-	-	-	-
TRANSFER FROM CAPITAL RESERVE	231,768	92,923	108,620	-	5,992	-
TRANSFR FROM OPERATING RESERVE	22,602	57,528	55,620	66,566	62,376	60,216
VEHICLE RESERVE	178,500	72,000	-	-	-	-
DEBENTURE PROCEEDS	120,000	72,000	-	315,000	150,000	-
PROVINCIAL GRANTS	30,588	-	-	-	-	-
DONATIONS	20,581	332,853	-	-	-	-
<b>Total Funding</b>	<b>\$ 612,111</b>	<b>\$ 627,304</b>	<b>\$ 164,240</b>	<b>\$ 381,566</b>	<b>\$ 218,368</b>	<b>\$ 60,216</b>
<b>Expense</b>						
SALARIES & WAGES		53,501	55,106	56,760	58,462	60,216
ADMINISTRATION CHARGES	6,602	4,027	514	9,806	3,914	
KVR-SIMILKAMEEN TRAIL HEAD SIGNAGE CF	25,000	54,923				
KVR-SIMILKAMEEN TRAIL HEAD SIGNAGE	62,100		-	-	5,992	-
SIMILKAMEEN TRAIL CONSTRUCTION AREA 'B' & 'G' CF	8,072					-
KVR TRAIL CONSTRUCTION (RD21 TO RD18)	-	-	-	-	150,000	-
KVR TRAIL TO RED BRIDGE SURFACING	-	-	-	315,000	-	-
UPGRADES GRANT FUNDED CF	30,588					
SKAHA LAKE TRESTLE REDECK AND RAILS CF	118,668	10,000	108,620			
PURCHASE OF 2 ELECTRICAL VEHICLES CF	31,000					
PURCHASE OF A PICKUP CF	50,000					
PURCHASE OF A PICKUP	21,500	-	-	-	-	-
PURCHASE OF 3 TON SIGNLE AXLE DUMP TRUCK CF	92,000					
PURCHASE OF 3 TON SIGNLE AXLE DUMP TRUCK	38,000	-	-	-	-	-
ADRA TUNNEL REOPENING CF	20,581	332,853				
ELECTRIC SERVICE VAN	82,000	-	-	-	-	-
TURF TOPDRESSER	26,000	-	-	-	-	-
ZERO TURN OWER		28,000	-	-	-	-
VEHICLE REPLACEMENTS		144,000	-	-	-	-
<b>Total Capital Expenses</b>	<b>\$ 612,111</b>	<b>\$ 627,304</b>	<b>\$ 164,240</b>	<b>\$ 381,566</b>	<b>\$ 218,368</b>	<b>\$ 60,216</b>



## Regional District of Okanagan-Similkameen Capital Funding Request

Prepared by: \_\_\_\_\_

Date Submitted: \_\_\_\_\_

**Project Purpose**

Zero Turn Mower

**Priority (check one)**Health & Safety: Regulatory Requirement: Replacement of Existing: New Infrastructure: Other: **Service Area (department code and description):**

7721 Regional Parks and Trails

**Estimated Capital Cost:**

60" Mower	Quantity	Unit Cost	Total Cost
	1.00	\$ 28,000.00	\$ 28,000.00
			\$ 0.00
			\$ 0.00
			\$ 0.00
			\$ 0.00
		<b>Total Project Cost</b>	<b>\$ 28,000.00</b>

**Description of Project:**

60 inch commercial Zero turn Mower to increase mowing capacity and reduce trailering of mowing equipment.

Operating, maintenance and lifecycle costs billed to service areas based on actual usage.

This mower will be an addition to our turf maintenance equipment, intended to reduce time trailering equipemnt throughout the region.

**Capital Expenditure Rational Strategic Importance (attach pages as required):**New Infrastructure: 

Start Date (if approved)

2/2/22

Anticipated Completion Date

3/3/24

Replacement / Repair: 

Anticipated Service in Date

4/1/24

**New Yearly Operating Expenses Attributed to the Capital Project:**

Year:					
Staffing:					
Maintenance:					
Reserve Replacement:					
Contracts:					
Annual Licensing Fees:					
Miscellaneous (specify):					
<b>Total Operating Costs:</b>	\$ 0.00	\$ 0.00	\$ 0.00	\$ 0.00	\$ 0.00

Verified by Department Manager: \_\_\_\_\_

Approved by CAO to Present to Board: \_\_\_\_\_

Project G/L Code (assigned by finance):

1-2-7721-5518

Capital Funding Request Number:

CFR #46

Funding Source:

Capital Reserve: \_\_\_\_\_

\$ 28,000.00

Operating Reserve: \_\_\_\_\_

Federal Grant: \_\_\_\_\_

Provincial Grant: \_\_\_\_\_

Other Grant: \_\_\_\_\_

Donations: \_\_\_\_\_

Other (specify): \_\_\_\_\_

Must Equal Project Cost

\$ 28,000.00





## Regional District of Okanagan-Similkameen Capital Funding Request

Prepared by: \_\_\_\_\_

Date Submitted: \_\_\_\_\_

**Project Purpose**

Lifecycle replacement of 2 existing Community Service Pick Ups with Hybrid Pick ups

**Priority (check one)**

Health & Safety:	<input type="radio"/>	Regulatory Requirement:	<input type="radio"/>
Replacement of Existing:	<input checked="" type="radio"/>	New Infrastructure:	<input type="radio"/>
Other:	<input type="radio"/>		

**Service Area (department code and description):**

7721 Regional Parks and Trails

**Estimated Capital Cost:**

Quantity	Unit Cost	Total Cost
Half ton pick up - Hybrid	2.00	\$ 72,000.00
		\$ 0.00
		\$ 0.00
		\$ 0.00
		\$ 0.00
<b>Total Project Cost</b>		<b>\$ 144,000.00</b>

**Description of Project:**

Lifecycle Replacement of 2 RDOS fleet vehicles that have a condition rating 5 and are due for maintenance. Both to be replaced with similar 1/2 ton pickups with hybrid engines. Operating, maintenance and lifecycle costs billed to service areas based on actual usage.

**Capital Expenditure Rational Strategic Importance (attach pages as required):**

New Infrastructure: <input checked="" type="radio"/>	Start Date (if approved) 2/2/24	Anticipated Completion Date 7/2/24
Replacement / Repair: <input type="radio"/>	Anticipated Service in Date 7/7/24	

**New Yearly Operating Expenses Attributed to the Capital Project:**

Year:					
Staffing:					
Maintenance:					
Reserve Replacement:					
Contracts:					
Annual Licensing Fees:					
Miscellaneous (specify):					
<b>Total Operating Costs:</b>	\$ 0.00	\$ 0.00	\$ 0.00	\$ 0.00	\$ 0.00

Verified by Department Manager: \_\_\_\_\_

Approved by CAO to Present to Board: \_\_\_\_\_

Project G/L Code (assigned by finance):

1-2-7721-5519

Capital Funding Request Number:

CFR #47

Funding Source:	
Capital Reserve:	\$ 144,000.00
Operating Reserve:	
Federal Grant:	
Provincial Grant:	
Other Grant:	
Donations:	
Other (specify):	
<b>Must Equal Project Cost</b>	<b>\$ 144,000.00</b>





**Regional District of Okanagan-Similkameen  
2024-2038 Capital Financial Plan  
PROGRAMS - OLIVER / AREA "C" - 7811**

	2023 Budget	2024 Budget	2025 Budget	2026 Budget	2027 Budget	2028 Budget
<b>Funding</b>						
TRANSFER FROM CAPITAL RESERVE	75,000	75,000	-	-	-	-
DEBENTURE PROCEEDS	-	-	400,000	-	-	-
TRANSFR FROM OPERATING RESERVE	2,378	-	11,781	-	-	-
<b>Total Funding</b>	<b>\$ 77,378</b>	<b>\$ 75,000</b>	<b>\$ 411,781</b>	<b>\$ -</b>	<b>\$ -</b>	<b>\$ -</b>
<b>Expense</b>						
ADMINISTRATION CHARGES	2,378	-	11,781	-	-	-
RECREATION MASTER PLAN CF	75,000	75,000	-	-	-	-
COMMUNITY COMPLEX PARKING LOT REPAVING	-	-	400,000	-	-	-
<b>Total Capital Expenses</b>	<b>\$ 77,378</b>	<b>\$ 75,000</b>	<b>\$ 411,781</b>	<b>\$ -</b>	<b>\$ -</b>	<b>\$ -</b>



**Regional District of Okanagan-Similkameen**  
**2024-2038 Capital Financial Plan**  
**NARAMATA MUSEUM - 7831**

		2023 Budget	2024 Budget	2025 Budget	2026 Budget	2027 Budget	2028 Budget
<b>Funding</b>							
TRANSFR FROM OPERATING RESERVE		-	15,186	-	-	-	-
<b>Total Funding</b>		<u>\$ -</u>	<u>\$ 15,186</u>	<u>\$ -</u>	<u>\$ -</u>	<u>\$ -</u>	<u>\$ -</u>
<b>Expense</b>							
ADMINISTRATION CHARGES		-	186	-	-	-	-
MUSEUM HEATING AND COOLING		-	15,000	-	-	-	-
<b>Total Capital Expenses</b>		<u>\$ -</u>	<u>\$ 15,186</u>	<u>\$ -</u>	<u>\$ -</u>	<u>\$ -</u>	<u>\$ -</u>



**Regional District of Okanagan-Similkameen  
2024-2038 Capital Financial Plan  
MUSEUM - AREA "A" - 7861**

	2023 Budget	2024 Budget	2025 Budget	2026 Budget	2027 Budget	2028 Budget
<b>Funding</b>						
GROWING COMMUNITIES FUND	-	80,000	-	-	-	-
TRANSFR FROM OPERATING RESERVE	-	1,325	-	-	-	-
<b>Total Funding</b>	<b>\$ -</b>	<b>\$ 81,325</b>	<b>\$ -</b>	<b>\$ -</b>	<b>\$ -</b>	<b>\$ -</b>
<b>Expense</b>						
ADMINISTRATION CHARGES	-	1,325	-	-	-	-
PARKING LOT PAVING AND LANDSCAPING	-	80,000	-	-	-	-
<b>Total Capital Expenses</b>	<b>\$ -</b>	<b>\$ 81,325</b>	<b>\$ -</b>	<b>\$ -</b>	<b>\$ -</b>	<b>\$ -</b>



**Regional District of Okanagan-Similkameen**  
**2024-2038 Capital Financial Plan**  
**AREA "A" COMMUNITY PARKS - 7871**

	2023 Budget	2024 Budget	2025 Budget	2026 Budget	2027 Budget	2028 Budget
<b>Funding</b>						
COMMUNITY WORKS GAS TAX	80,000	-	-	-	-	-
GROWING COMMUNITIES FUND		118,111	-	-	-	-
TRANSFR FROM OPERATING RESERVE	713	19,804	-	-	-	-
<b>Total Funding</b>	<b>\$ 80,713</b>	<b>\$ 137,915</b>	<b>\$ -</b>	<b>\$ -</b>	<b>\$ -</b>	<b>\$ -</b>
<b>Expense</b>						
ADMINISTRATION CHARGES	713	2,702	-	-	-	-
OSOYOOS LAKE PEDESTRIAN CORRIDOR REPAIR CF	50,000					
PARK WASHROOM CF		7,102				
PARK WASHROOM	30,000	10,000	-	-	-	-
PARKS AND TRAILS INFRASTRUCTURE PROJECTS		118,111	-	-	-	-
<b>Total Capital Expenses</b>	<b>\$ 80,713</b>	<b>\$ 137,915</b>	<b>\$ -</b>	<b>\$ -</b>	<b>\$ -</b>	<b>\$ -</b>



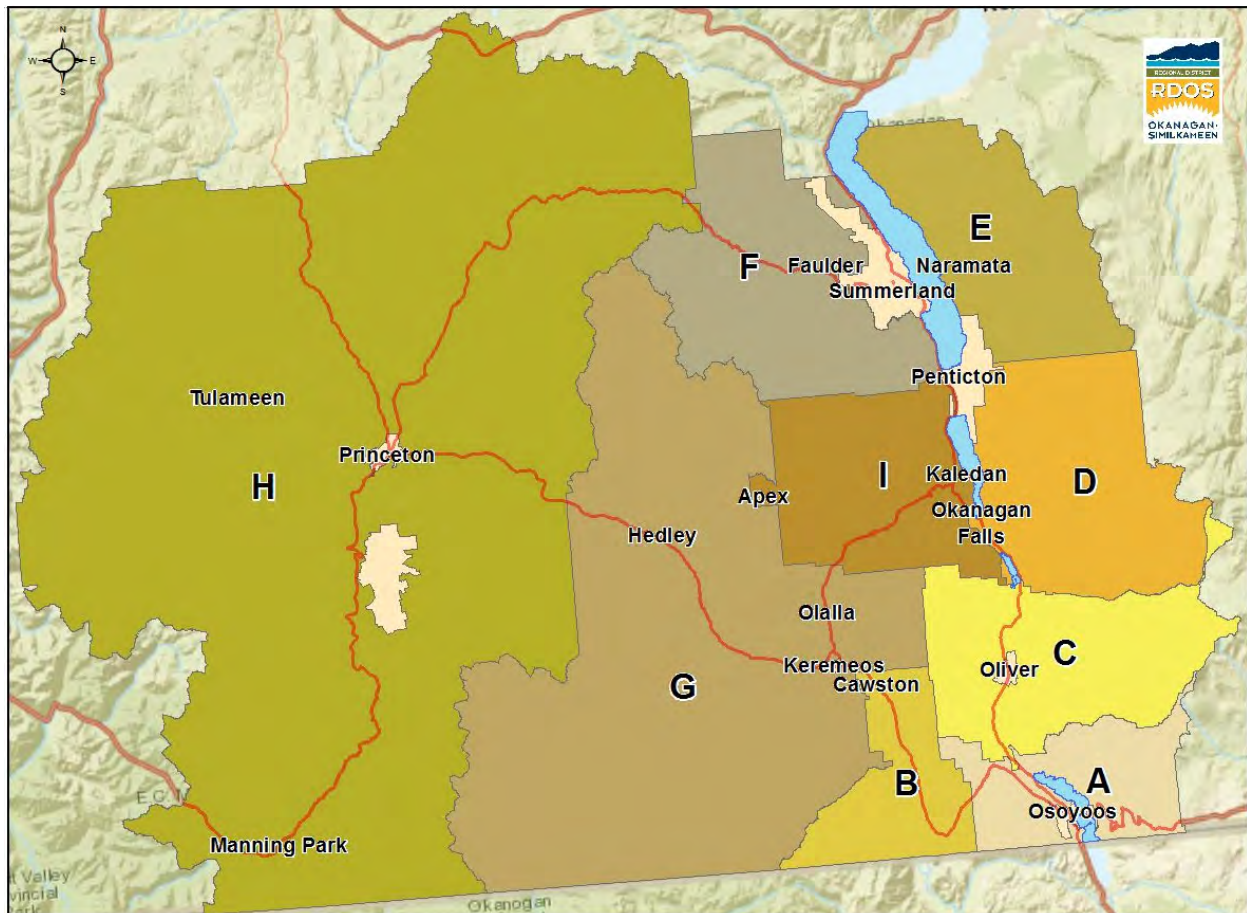
# Regional District of Okanagan-Similkameen

## 2024-2028 Schedule E.1

### Capital Carry Forwards

#### Projects Authorized by the Board in 2023

#### (Included in 2023 Budget)



**Capital Carry Forwards - SCHEDULE E.2**

WATER SYSTEM - NARAMATA		Description	Area	Total Cost
CCF 01		GENERAL UNEXPECTED CAPITAL, AS REQUIRED	E	\$ 15,000.00
CCF 02		UPGRADE WATER MAIN DESIGN	E	\$ 14,005.00
CCF 03		SCADA MASTER PLAN PHASE II ADDITIONAL	E	\$ 74,830.00
CCF 04		UPDATES TO MASTER PLAN AND MODEL ANALYSIS	E	\$ 22,358.00
CCF 05		FILTRATION DEFERRAL APPLICATION	E	\$ 143,165.00
CCF 06		DAM - REPAIR & UPGRADES	E	\$ 35,000.00
CCF 07		PRV REPLACEMENT (near 550 Boothe Rd)	E	\$ 200,000.00
CCF 08		PUMP AND MOTOR UPGRADES	E	\$ 100,000.00
SEWAGE DISPOSAL - OK FALLS		Description	Area	Total Cost
CCF 09		LIFT STATION #3 UPGRADES	D	\$ 23,112.00
CCF 10		MASTER SEWER PLAN	D	\$ 79,494.00
WATER SYSTEM - OLALLA		Description	Area	Total Cost
CCF 11		CRITICAL UPDATES/SERVICE VALUES	G	\$ 76,150.00
WATER SYSTEM - FAULDER		Description	Area	Total Cost
CCF 12		FAULDER WATER SYSTEM UPGRADE	F	\$ 37,328.00
CCF 13		VALVE REPLACEMENTS	F	\$ 25,000.00
CCF 14		SAFE OPERATING PROCEDURES FOR URANIUM PROCESS	F	\$ 60,000.00
WATER SYSTEM - WILLOWBROOK		Description	Area	Total Cost
CCF 15		WELL HEAD PROTECTION PLAN, DESIGN, UPGRADES GREEN LAKE RD	C	\$ -
CCF 16		WATERMAIN REPLACEMENT (NORTH PORTION)	C	\$ 250,000.00
WATER SYSTEM - MISSEZULA LAKE		Description	Area	Total Cost
CCF 17		WATER TREATMENT AND INTAKE UPGRADES	H	\$ 231,272.00
CCF 18		SCADA	H	\$ 5,000.00
ELECTORAL AREA 'H' - RURAL PROJECTS		Description	Area	Total Cost
CCF 19		CHAIN LAKE DAM - UPGRADE DESIGN	H	\$ -
WATER SYSTEM - OLALLA		Description	Area	Total Cost
CCF 20		SCADA UPGRADE	G	\$ 15,000.00
WATER SYSTEM - WEST BENCH		Description	Area	Total Cost
CCF 21		SCADA UPGRADE	F	\$ 7,500.00
WATER SYSTEM - OKANAGAN FALLS		Description	Area	Total Cost
CCF 22		WATERMAIN AND VALVE UPGRADE	D	\$ 486,000.00
CCF 23		SCADA	D	\$ 11,244.00
CAMP GROUND - LOOSE BAY		Description	Area	Total Cost
CCF 24		SITE IMPROVEMENTS	C	\$ 181,913.00
ARENA - OLIVER / 'C'		Description	Area	Total Cost
CCF 25		ARENA REHABILITATION PROJECT	C	\$ 3,015,964.00
POOL - OLIVER / 'C'		Description	Area	Total Cost
CCF 26		INTERIOR AND WASHROOM ACCESSIBILITY UPGRADES	C	\$ 50,000.00
RECREATION FACILITY - KEREMEOS / AREAS 'B' & 'G'		Description	Area	Total Cost
CCF 27		SIMILKAMEEN OUTDOOR RINK REPLACEMENT	B/G	\$ 20,000.00
CCF 28		SIMILKAMEEN REC CENTRE EXTERIOR LANDSCAPING	B/G	\$ 140,000.00
CCF 29		SIMILKAMEEN REC CENTRE CHANGE ROOM SHOWERS REPLACEMENT	B/G	\$ 10,000.00
TULAMEEN RECREATION COMMISSION		Description	Area	Total Cost
CCF 30		COALMONT PARK DEVELOPMENT	H	\$ 7,293.00
CCF 31		TULAMEEN PARK DEVELOPMENT	H	\$ 26,462.00



**Capital Carry Forwards - SCHEDULE E.2**

RECREATION COMMISSION - OK FALLS			Description	Area	Total Cost
CCF 32		CPR SPIT ARMOURING CF		D	\$ 229,934.00
CCF 33		605 WILLOW (LAMB SITE DEVELOPMENT)		D	\$ 30,000.00
CCF 34		KEOGAN DEVELOPMENT/DETAILED PLAN		D	\$ 30,000.00
CCF 35		CHRISTIE/KENYON BEACH ENHANCEMENTS		D	\$ 16,800.00
CCF 36		LIONS PARK IMPROVEMENTS		D	\$ 10,000.00
CCF 37		OKANAGAN FALLS WATERFRONT DEVELOPMENT PLAN		D	\$ 12,272.00

RECREATION COMMISSION - KALEDEN			Description	Area	Total Cost
CCF 38		PIONEER PARK PATHS AND ACCESSIBILITY		I	\$ 110,696.00
CCF 39		KALEDEN HOTEL PARK DEVELOPMENT		I	\$ 26,160.00
CCF 40		PIONEER PARK WATERFRONT DEVELOPMENT		I	\$ 63,000.00
CCF 41		PIONEER SUN SHADES		I	\$ 20,000.00
CCF 42		LAKE FRONT ACQUISITION CF		I	\$ 8,000.00
CCF 43		TWIN LAKES PUBLIC ACCESS CF		I	\$ 26,000.00

PARKS & RECREATION - NARAMATA			Description	Area	Total Cost
CCF 44		SPIRIT PARK DEVELOPMENT		E	\$ 93,474.00
CCF 45		WHARF PARK - ACQUISITION/DEVELOPMENT		E	\$ 385,932.00
CCF 46		COMMUNITY OFF LEASH PARK		E	\$ 15,000.00
CCF 47		HOUSE OF BALD EAGLE PARK ENHANCEMENTS		E	\$ 35,000.00
CCF 48		MANITOU PARK BMX		E	\$ 10,000.00

AREA 'F' PARKS COMMISSION			Description	Area	Total Cost
CCF 49		MARIPOSA PARK - DEVELOPMENT PLAN		F	\$ 56,072.00

PARKS & RECREATION - NARAMATA			Description	Area	Total Cost
CCF 50		CENTER BEACH - SCULPTURE		E	\$ 20,500.00

AREA 'B' COMMUNITY PARKS			Description	Area	Total Cost
CCF 51		KOBAU PARK IMPROVEMENTS		B	\$ 26,000.00
CCF 52		KOBAU PARK PLAN		B	\$ 7,382.00

REGIONAL TRAILS			Description	Area	Total Cost
CCF 53		KVR-SIMILKAMEEN TRAIL HEAD SIGNAGE		All	\$ 54,923.00
CCF 54		SKAHA LAKE TRESTLE REDECK AND RAILS		All	\$ 118,620.00
CCF 55		ADRA TUNNEL REOPENING		All	\$ 332,853.00

FIRE PROTECTION - WILLOWBROOK			Description	Area	Total Cost
CCF 56		FIREHALL		C	\$ 331,960.00
CCF 57		WATER TENDER		C	\$ 249,675.00

GENERAL GOVERNMENT EQUIPMENT PURCHASES			Description	Area	Total Cost
CCF 58		FLEET VEHICLE ELECTRIC CHARGING INFRASTRUCTURE		All	\$ 534,377.00

ELECTORAL AREA 'E' - RURAL PROJECTS			Description	Area	Total Cost
CCF 59		COMMUNITY WAYFINDING SIGNS		E	\$ 23,000.00

RECREATION COMMISSION - OK FALLS			Description	Area	Total Cost
CCF 60		GARNET FAMILY PARK DEVELOPMENT		D	\$ 48,258.00

AREA 'A' COMMUNITY PARKS			Description	Area	Total Cost
CCF 61		PARK WASHROOM		A	\$ 7,102.00

REFUSE DISPOSAL- OLIVER & Area 'C'			Description	Area	Total Cost
CCF 62		GAME FENCE		C	\$ 50,000.00
CCF 63		INSTALLATION OF SECURITY CAMERA AND LIGHTING		C	\$ 30,000.00

REFUSE DISPOSAL - KEREMEOS AREAS 'B' & 'G'			Description	Area	Total Cost
CCF 64		CLOSURE PLAN CF		B/G	\$ 45,000.00
CCF 65		INSTALLATION OF SECURITY CAMERA AND FENCING CF		B/G	\$ 25,000.00

**Capital Carry Forwards - SCHEDULE E.2**

REFUSE DISPOSAL - PENTICTON / D3			Description	Area	Total Cost
CCF 66		CML BIOCOVER		Pen/D	\$ 79,300.00
CCF 67		ORGANICS COMPOSTING FACILITY		Pen/D	\$ 1,132,105.00
CCF 68		CML LEACHATE MANAGEMENT		Pen/D	\$ 150,000.00
CCF 69		CML MASTER PLAN AND DESIGN		Pen/D	\$ 70,000.00
CCF 70		HHW IMPROVEMENTS		Pen/D	\$ 50,000.00
CCF 71		SECURITY IMPROVEMENTS - CML		Pen/D	\$ 10,000.00
CCF 72		SECURITY IMPROVEMENTS - OK FALLS		Pen/D	\$ 12,000.00

PARKS & RECREATION - NARAMATA			Description	Area	Total Cost
CCF 73		SPIRIT PARK - DRAINAGE PLAN		E	\$ 46,410.00

CORPORATE FACILITIES			Description	Area	Total Cost
CCF 74		101 MARTIN BATHROOM		All	\$ 72,000.00

WATER SYSTEM - OKANAGAN FALLS			Description	Area	Total Cost
CCF 75		OPERATIONAL AND SAFETY UPGRADES		D	\$ 500,000.00

REFUSE DISPOSAL - PENTICTON / D3			Description	Area	Total Cost
CCF 76		OK FALLS DRAINAGE		Pen/D	\$ 30,000.00

FIRE PROTECTION - COALMONT/TULAMEEN			Description	Area	Total Cost
CCF 77		BREATHING APPARATUS		H	\$ 10,119.00
CCF 78		FIRE HALL		H	\$ -

FIRE PROTECTION - OK FALLS			Description	Area	Total Cost
CCF 79		FIRE HALL CONSTRUCTION		D	\$ 17,531.00
CCF 80		FIRE HALL CONSTRUCTION		D	\$ 177,935.00

FIRE PROTECTION - KALEDEN			Description	Area	Total Cost
CCF 81		PUMPER TRUCK		I	\$ 199,560.00

FIRE PROTECTION - APEX			Description	Area	Total Cost
CCF 82		FIRE HALL CONSTRUCTION		I	\$ 2,734,247.00
CCF 83		FIRE TRUCK CF		I	\$ 150,000.00
CCF 84		MISC		I	\$ 25,000.00

FIRE PROTECTION - NARAMATA			Description	Area	Total Cost
CCF 85		SATELITE FIRE HALL CONSTRUCTION		E	\$ 242,594.00
CCF 86		MARINA DREDGING		E	\$ 10,000.00

PARKS - OLIVER / 'C'			Description	Area	Total Cost
CCF 87		LION'S PARK WASHROOM BUIDLING RETROFIT		C	\$ 340,614.00
CCF 88		KINSMEN PARK PLAYGROUND EQUIPMENT REPLACEMENT		C	\$ 150,000.00

PROGRAMS - OLIVER / AREA 'C'			Description	Area	Total Cost
CCF 89		RECREATION MASTER PLAN		C	\$ 75,000.00

INFORMATION SERVICES			Description	Area	Total Cost
CCF 90		REPLACE 65 LAN WIRIGN DROPS TO CAT 6A		All	\$ 75,000.00
CCF 91		UPS REPLACEMENTS		All	\$ 8,000.00
CCF 92		SERVER REPLACEMENT		All	\$ 16,000.00
CCF 93		MAIN BUILDING ANNEX 1 & 2 BUILDING - DATA WIRING		All	\$ 25,000.00
CCF 94		MAIN BUILDING ANNEX 1 & 2 BUILDING - SERVER UPGRADE		All	\$ 10,000.00
CCF 95		MAIN BUILDING ANNEX 1 & 2 BUILDING - LAN SWITCHS		All	\$ 20,000.00
CCF 96		WAN INFRASTRUCTURE PHASE 2		All	\$ 50,000.00
CCF 97		SECURITY PANEL UPGRADES / 30 SITES		All	\$ 120,000.00



# REGIONAL DISTRICT OKANAGAN-SIMILKAMEEN

## Capital Project Carry Forward Form

Form #: CCF# 01

Date: 9/26/23

Project Name: General Unexpected Capital

Location: Area E - Naramata Water System

GL Charge Code: 1-2-3941-5551

Date Project Started: \_\_\_\_\_

Approx % Complete to Date: \_\_\_\_\_ 0%

Approx % at Year End: \_\_\_\_\_ 0%

Total Expenditures to Date: \_\_\_\_\_ \$ 0.00

Anticipated Expenses at Year End: \_\_\_\_\_ \$ 0.00

What was budgeted for this project? \_\_\_\_\_ \$ 15,000.00

*\*Combination of active and carry forward cannot exceed budgeted amount*

Description and  
Comments:

Unused due to no unexpected requirements.

Carry forward all into 2024

Completed By: \_\_\_\_\_

Manager's Signature: Digitally signed by Liisa  
Bloomfield

*(when form is not completed by a manager)*



# REGIONAL DISTRICT OKANAGAN-SIMILKAMEEN

## Capital Project Carry Forward Form

Form #: CCF #02

Date: 9/27/23

Project Name: Watermain Upgrade Designs - Consultant

Location: Area E - Naramata Water System

GL Charge Code: 1-2-3941-5552

Date Project Started: \_\_\_\_\_

Approx % Complete to Date: 45%

Approx % at Year End: 45%

Total Expenditures to Date: \$ 10,996.00

Anticipated Expenses at Year End: \$ 10,996.00

What was budgeted for this project? \$ 25,000.00

*\*Combination of active and carry forward cannot exceed budgeted amount*

**Change of Funding Source for carry forward from Upper Zone Capital Reserve to Operating Reserve.**

Description and  
Comments:

Any funds not used in 2023 carry forward to 2024

Top up the 2024 balance to reach the maximum of \$25,500 in 2024

Completed By: \_\_\_\_\_

Manager's Signature: Digitally signed by Liisa  
Bloomfield

*(when form is not completed by a manager)*



# REGIONAL DISTRICT OKANAGAN-SIMILKAMEEN

## Capital Project Carry Forward Form

Form #: CCF #03

Date: 9/27/23

Project Name: Scada Master Plan - Phased Upgrades

Location: Area E - Naramata Water System

GL Charge Code: 1-2-3941-5555

Date Project Started: 4/3/23

Approx % Complete to Date: 45%

Approx % at Year End: 45%

Total Expenditures to Date: \$ 48,590.00

Anticipated Expenses at Year End: \$ 0.00

What was budgeted for this project? \$ 105,951.00

*\*Combination of active and carry forward cannot exceed budgeted amount.*

**Description and  
Comments:**

Current upgrade project is replacing radios in SCADA network  
Unused due to project priority and starting later than expected.

Any remaining funds from \$105,951 to be carried forward and added to  
new \$25,000 budget for 2024

Completed by Myron Semegen

Completed By: \_\_\_\_\_

Digitally signed by Liisa  
Bloomfield

Manager's Signature: \_\_\_\_\_

*(when form is not completed by a manager)*



# REGIONAL DISTRICT OKANAGAN-SIMILKAMEEN

## Capital Project Carry Forward Form

Form #: CCF #04

Date: 9/27/23

Project Name: Updates to Master Plan and Model Analysis

Location: Area E - Naramata Water System

GL Charge Code: 1-2-3941-3000

Date Project Started: \_\_\_\_\_

Approx % Complete to Date: \_\_\_\_\_ 0%

Approx % at Year End: \_\_\_\_\_ 0%

Total Expenditures to Date: \_\_\_\_\_ \$ 0.00

Anticipated Expenses at Year End: \_\_\_\_\_ \$ 0.00

What was budgeted for this project? \_\_\_\_\_ \$ 22,358.00

*\*Combination of active and carry forward cannot exceed budgeted amount*

**Change in Funding source for the Carry Forward from Upper Zone Capital Reserve to Operating Reserve.**

Description and  
Comments:

Project not started.

In 2023 - \$22,358 allocated to project

for 2024 - carry forward all of \$22,358 from OP RESERVES

- add in \$25,500 for 2024 contribution to work from OP RESERVES

- add in \$50,000 for 2024 for Growing Communities Fund Area E

TOTAL FOR 2024 project: \$97,858

Completed by Myron Semegen

Completed By: \_\_\_\_\_

Manager's Signature: \_\_\_\_\_

**Liisa Bloomfield**

*(when form is not completed by a manager)*





# REGIONAL DISTRICT OKANAGAN-SIMILKAMEEN

## Capital Project Carry Forward Form

Form #: CCF #05

Date: 9/27/23

Project Name: Filtration Deferral

Location: Area E - Naramata Water System

GL Charge Code: 1-2-3941-5556

Date Project Started: \_\_\_\_\_

Approx % Complete to Date: \_\_\_\_\_ 5%

Approx % at Year End: \_\_\_\_\_ 8%

Total Expenditures to Date: \_\_\_\_\_ \$ 5,885.00

Anticipated Expenses at Year End: \_\_\_\_\_ \$ 10,000.00

What was budgeted for this project? \_\_\_\_\_ \$ 150,000.00

*\*Combination of active and carry forward cannot exceed budgeted amount*

**Description and  
Comments:**

\$150,000 was spread out over 2023, 2024 and 2025

Work started in 2020 on water quality analysis; specifically on Cryptosporidium and Giardia testing; also looking at water quality sampling of lake profile in Okanagan Lake near the intake.

Will continue with water quality analyses in 2024-2025.

Carry all funds from 2023 into 2024

Completed By: \_\_\_\_\_

Manager's Signature: Digitally signed by Liisa  
Bloomfield

*(when form is not completed by a manager)*





# REGIONAL DISTRICT OKANAGAN-SIMILKAMEEN

## Capital Project Carry Forward Form

Form #: CCF #06 Revised 10/6/23 Date: 9/26/23

Project Name: Naramata Dam Repairs and Upgrades

Location: Area E

GL Charge Code: 1-2-3941-5559

Date Project Started: \_\_\_\_\_

Approx % Complete to Date: \_\_\_\_\_ 10%

Approx % at Year End: \_\_\_\_\_ 15%

Total Expenditures to Date: \_\_\_\_\_ \$ 33,800.00

Anticipated Expenses at Year End: \_\_\_\_\_ \$ 65,000.00

What was budgeted for this project? \_\_\_\_\_ \$ 400,000.00

*\*Combination of active and carry forward cannot exceed budgeted amount*

**Description and  
Comments:**

Project delayed due to revised scope of contracted engineering effort.

Carry forward remainder of \$100,000 allocated in 2023 and add it to the \$150,000 planned for 2024 (in the 2023-2027 budget this project had an estimated \$400,000 cost - this is being redistributed)

October 6, 2023 update - initial review of low level outlets indicate more funding will be required to rehabilitate the dam structures. For 2024, need to add in another \$200,000 for repairs. This should come from the Emergency Repair Reserve.

Anticipated expenditures in 2024: \$250,000-\$65,000(2023) = \$185,000

Additional expenditures in 2024: \$200,000

Anticipated expenditures in 2025: \$100,000

Anticipated expenditures in 2026: \$50,000

Completed By: \_\_\_\_\_

Manager's Signature: Digitally signed by Liisa  
Bloomfield

*(when form is not completed by a manager)*



# REGIONAL DISTRICT OKANAGAN-SIMILKAMEEN

## Capital Project Carry Forward Form

Form #: CCF #07

Date: 9/26/23

Project Name: Naramata Water PRV Replacement (Boothe Rd)

Location: Area E Naramata Water System

GL Charge Code: 1-2-3941-5560

Date Project Started: 4/3/23

Approx % Complete to Date: 0%

Approx % at Year End: 5%

Total Expenditures to Date: \$ 0.00

Anticipated Expenses at Year End: \$ 10,000.00

What was budgeted for this project? \$ 200,000.00

*\*Combination of active and carry forward cannot exceed budgeted amount*

Description and  
Comments: Project delayed due to NO responses to RFP.  
Carry all remaining funds into 2024

Completed By: \_\_\_\_\_

Manager's Signature: Digitally signed by Liisa  
Bloomfield

*(when form is not completed by a manager)*



# REGIONAL DISTRICT OKANAGAN-SIMILKAMEEN

## Capital Project Carry Forward Form

Form #: CCF #08

Date: 9/27/23

Project Name: Pump and Motor Upgrades for Development

Location: Area E - Naramata Water System

GL Charge Code: 1-2-3941-5563

Date Project Started: \_\_\_\_\_

Approx % Complete to Date: \_\_\_\_\_ 0%

Approx % at Year End: \_\_\_\_\_ 0%

Total Expenditures to Date: \_\_\_\_\_ \$ 0.00

Anticipated Expenses at Year End: \_\_\_\_\_ \$ 0.00

What was budgeted for this project? \_\_\_\_\_ \$ 100,000.00

*\*Combination of active and carry forward cannot exceed budgeted amount*

Description and  
Comments:

Updated project name

Carry all funds into 2024.

This project is specific to pump upgrades to feed the new Vista subdivision through DCC reserves

Completed By: \_\_\_\_\_

Manager's Signature: Digitally signed by Liisa  
Bloomfield

*(when form is not completed by a manager)*



# REGIONAL DISTRICT OKANAGAN-SIMILKAMEEN

## Capital Project Carry Forward Form

Form #: CCF #09

Date: 9/27/23

Project Name: Liftstation 3 Upgrades

Location: Okanagan Falls Sewer

GL Charge Code: 4-2-3801-5501

Date Project Started: 7/5/21

Approx % Complete to Date: 75%

Approx % at Year End: 75 %

Total Expenditures to Date: \$ 51,888.00

Anticipated Expenses at Year End: \$ 0.00

What was budgeted for this project? \$ 75,000.00

*\*Combination of active and carry forward cannot exceed budgeted amount*

**Description and  
Comments:**

Project has not been completed in 2023 and remaining amount of \$23,112 to be carried into 2024

Completed By: \_\_\_\_\_

Manager's Signature: Digitally signed by Liisa  
Bloomfield

*(when form is not completed by a manager)*



# REGIONAL DISTRICT OKANAGAN-SIMILKAMEEN

## Capital Project Carry Forward Form

Form #: CCF #10

Date: 9/27/23

Project Name: Okanagan Falls Sewer Master Plan

Location: Okanagan Falls

GL Charge Code: 4-2-3801-5504

Date Project Started: 8/8/22

Approx % Complete to Date: 75%

Approx % at Year End: 90%

Total Expenditures to Date: \$ 54,501.44

Anticipated Expenses at Year End: \$ 120,000.00

What was budgeted for this project? \$ 150,000.00

*\*Combination of active and carry forward cannot exceed budgeted amount*

### Description and

#### Comments:

To create and develop a sewer master plan for the Okanagan Falls wastewater collection and treatment system and project tasks include:  
Wastewater collection and treatment system Review  
Sewer Hydraulic Model  
Capital Works Plan(s)  
Financial Analysis  
Final Report

Carry any remaining funds into 2024

Completed By: \_\_\_\_\_

Manager's Signature: Digitally signed by Liisa Bloomfield

*(when form is not completed by a manager)*





# REGIONAL DISTRICT OKANAGAN-SIMILKAMEEN

## Capital Project Carry Forward Form

Form #: CCF #11

Date: 9/27/23

Project Name: Critical Updates/Service Values

Location: Area G - Olalla Water System

GL Charge Code: 1-2-3961-5505

Date Project Started: \_\_\_\_\_

Approx % Complete to Date: \_\_\_\_\_ 0%

Approx % at Year End: \_\_\_\_\_ 0%

Total Expenditures to Date: \_\_\_\_\_ \$ 0.00

Anticipated Expenses at Year End: \_\_\_\_\_ \$ 0.00

What was budgeted for this project? \_\_\_\_\_ \$ 76,150.00

*\*Combination of active and carry forward cannot exceed budgeted amount*

Description and  
Comments: Unused due to project priority.

Completed By: \_\_\_\_\_

Manager's Signature: Digitally signed by Liisa  
Bloomfield

*(when form is not completed by a manager)*



# REGIONAL DISTRICT OKANAGAN-SIMILKAMEEN

## Capital Project Carry Forward Form

Form #: CCF #12

Date: 9/27/23

Project Name: Faulder Water System Master Plan

Location: Area F - Faulder Water System

GL Charge Code: 1-2-3921-5502

Date Project Started: 3/1/23

Approx % Complete to Date: 55%

Approx % at Year End: 90 %

Total Expenditures to Date: \$ 42,672.00

Anticipated Expenses at Year End: \$ 75,000.00

What was budgeted for this project? \$ 80,000.00

*\*Combination of active and carry forward cannot exceed budgeted amount*

**Description and  
Comments:**

The Master Plan is almost complete but there will be a bit of carry over into 2024. Carry over any remaining funds from 2023.

Completed By: \_\_\_\_\_

Manager's Signature: Digitally signed by Liisa  
Bloomfield

*(when form is not completed by a manager)*





# REGIONAL DISTRICT OKANAGAN-SIMILKAMEEN

## Capital Project Carry Forward Form

Form #: CCF #13

Date: 9/27/23

Project Name: Valve Replacements

Location: Area F - Faulder Water System

GL Charge Code: 1-2-3921-5502

Date Project Started: \_\_\_\_\_

Approx % Complete to Date: \_\_\_\_\_ 0%

Approx % at Year End: \_\_\_\_\_ 0%

Total Expenditures to Date: \_\_\_\_\_ \$ 0.00

Anticipated Expenses at Year End: \_\_\_\_\_ \$ 0.00

What was budgeted for this project? \_\_\_\_\_ \$ 25,000.00

*\*Combination of active and carry forward cannot exceed budgeted amount*

Description and  
Comments: Unused due to other project priority.  
Work is anticipated for 2024.

Completed By: \_\_\_\_\_

Manager's Signature: Digitally signed by Liisa  
Bloomfield

*(when form is not completed by a manager)*



# REGIONAL DISTRICT OKANAGAN-SIMILKAMEEN

## Capital Project Carry Forward Form

Form #: CCF #14

Date: 9/27/23

Project Name: Faulder Water System Uranium Procedures

Location: Area F - Faulder Water System

GL Charge Code: 1-2-3921-5503

Date Project Started: \_\_\_\_\_

Approx % Complete to Date: 50

Approx % at Year End: 60

Total Expenditures to Date: \$ 0.00

Anticipated Expenses at Year End: \$ 0.00

What was budgeted for this project? \$ 60,000.00

*\*Combination of active and carry forward cannot exceed budgeted amount*

**Description and  
Comments:**

The work in preparing a document outlining the procedures for dealing with the uranium treatment system in Faulder is underway. Instead of having a consultant complete the work to date, staff have been preparing the document.

In case there are components that will still require a consultant, the funds of \$60,000 are to be carried forward into 2024.

The project will be finished in early 2024.

Completed By: \_\_\_\_\_

Manager's Signature: Digitally signed by Liisa  
Bloomfield

*(when form is not completed by a manager)*



# REGIONAL DISTRICT OKANAGAN-SIMILKAMEEN

## Capital Project Carry Forward Form

Form #: CCF #15

Date: 9/26/23

Project Name: Willowbrook Wellhead & Design of Watermain Upgrades

Location: Area C

GL Charge Code: 1-2-3931-5501

Date Project Started: \_\_\_\_\_

Approx % Complete to Date: 80%

Approx % at Year End: 90%

Total Expenditures to Date: \$ 54,534.00

Anticipated Expenses at Year End: \$ 64,000.00

What was budgeted for this project? \$ 124,216.00

*\*Combination of active and carry forward cannot exceed budgeted amount*

Description and  
Comments: Project delayed due to design revisions and EOC activity.  
Carry over any remaining funds into 2024

Completed By: \_\_\_\_\_

Manager's Signature: Digitally signed by Liisa  
Bloomfield

*(when form is not completed by a manager)*



# REGIONAL DISTRICT OKANAGAN-SIMILKAMEEN

## Capital Project Carry Forward Form

Form #: CCF #16

Date: 9/26/23

Project Name: Willowbrook Watermain Replacement (Myers Road Loop)

Location: Area C

GL Charge Code: 1-2-3931-5504

Date Project Started: \_\_\_\_\_

Approx % Complete to Date: \_\_\_\_\_ 0%

Approx % at Year End: \_\_\_\_\_ 0%

Total Expenditures to Date: \_\_\_\_\_

Anticipated Expenses at Year End: \_\_\_\_\_ \$ 0.00

What was budgeted for this project? \_\_\_\_\_ \$ 250,000.00

*\*Combination of active and carry forward cannot exceed budgeted amount*

**Change of Funding source for \$50K of the carryforward amount from Borrowing to Operating Reserve. The remaining \$200K stays as Gas Tax.**

Description and

Comments:

Project delayed due to design revisions, EOC activity and delay in tendering.

Completed By: \_\_\_\_\_

Manager's Signature: Digitally signed by Liisa Bloomfield

*(when form is not completed by a manager)*



# REGIONAL DISTRICT OKANAGAN-SIMILKAMEEN

## Capital Project Carry Forward Form

Form #: CCF #17

Date: 9/26/23

Project Name: Missezula Lake Water System - Treatment and Intake Upgrades

Location: Area H

GL Charge Code: 1-2-3991-5501

Date Project Started: 6/1/22

Approx % Complete to Date: 2%

Approx % at Year End: 8%

Total Expenditures to Date: \$ 68,728.00

Anticipated Expenses at Year End: \$ 150,000.00

What was budgeted for this project? \$ 2,290,259.00

*\*Combination of active and carry forward cannot exceed budgeted amount*

**Description and  
Comments:**

Project delayed due to engineering concerns and subcontractor/resource availability.

ICIP Grant (Fed/Prov) awarded: \$1,679,447 for 73.33% funding

Remainder is from borrowing \$530,802

Admin fee for project - from Operational reserve

Completed By: \_\_\_\_\_

Manager's Signature: Digitally signed by Liisa  
Bloomfield

*(when form is not completed by a manager)*





# REGIONAL DISTRICT OKANAGAN-SIMILKAMEEN

## Capital Project Carry Forward Form

Form #: CCF #018

Date: 9/27/23

Project Name: Missezula Lake Water System SCADA Upgrades

Location: Area H - Missezula Lake Water System

GL Charge Code: 1-2-3991-5503

Date Project Started: \_\_\_\_\_

Approx % Complete to Date: \_\_\_\_\_ 0%

Approx % at Year End: \_\_\_\_\_ 0%

Total Expenditures to Date: \_\_\_\_\_ \$ 0.00

Anticipated Expenses at Year End: \_\_\_\_\_ \$ 0.00

What was budgeted for this project? \_\_\_\_\_ \$ 5,000.00

*\*Combination of active and carry forward cannot exceed budgeted amount*

Description and  
Comments:

Unused due to project priority.  
This project may be rolled into the main upgrade project or kept separate  
as needed.

Completed By: \_\_\_\_\_

Manager's Signature: Digitally signed by Liisa  
Bloomfield

*(when form is not completed by a manager)*





# REGIONAL DISTRICT OKANAGAN-SIMILKAMEEN

## Capital Project Carry Forward Form

Form #: CCF #19

Date: 9/26/23

Project Name: Chain Lake Dam - Upgrade Design

Location: Area H

GL Charge Code: 1-2-0391-5502

Date Project Started: \_\_\_\_\_

Approx % Complete to Date: 85%

Approx % at Year End: 95%

Total Expenditures to Date: \$ 72,408.00

Anticipated Expenses at Year End: \$ 110,000.00

What was budgeted for this project? \$ 130,000.00

*\*Combination of active and carry forward cannot exceed budgeted amount*

**Description and  
Comments:**

Project delayed due to contracted engineering resource availability.  
Design almost complete and construction is anticipated in 2024 through  
other funding.

Completed By: \_\_\_\_\_

Manager's Signature: Digitally signed by Liisa  
Bloomfield

*(when form is not completed by a manager)*



# REGIONAL DISTRICT OKANAGAN-SIMILKAMEEN

## Capital Project Carry Forward Form

Form #: CCF #20

Date: 9/27/23

Project Name: SCADA and Instrumentation Upgrade

Location: Area G - Olalla Water System

GL Charge Code: 1-2-3961-5506

Date Project Started: \_\_\_\_\_

Approx % Complete to Date: \_\_\_\_\_ 0%

Approx % at Year End: \_\_\_\_\_ 0%

Total Expenditures to Date: \_\_\_\_\_ \$ 0.00

Anticipated Expenses at Year End: \_\_\_\_\_ \$ 0.00

What was budgeted for this project? \_\_\_\_\_ \$ 15,000.00

*\*Combination of active and carry forward cannot exceed budgeted amount*

Description and  
Comments:

Unused due to project priority.  
Carry forward into 2024

Update future years for this project:  
2025: \$10,000  
2026: \$10,000  
2027, 2028: \$0

Completed By: \_\_\_\_\_

Manager's Signature: Digitally signed by Liisa  
Bloomfield

*(when form is not completed by a manager)*



# REGIONAL DISTRICT OKANAGAN-SIMILKAMEEN

## Capital Project Carry Forward Form

Form #: CCF #21

Date: 9/27/23

Project Name: SCADA System

Location: Area F - West Bench Water System

GL Charge Code: 3-2-3971-5502

Date Project Started: \_\_\_\_\_

Approx % Complete to Date: \_\_\_\_\_ 0%

Approx % at Year End: \_\_\_\_\_ 0%

Total Expenditures to Date: \_\_\_\_\_ \$ 0.00

Anticipated Expenses at Year End: \_\_\_\_\_ \$ 0.00

What was budgeted for this project? \_\_\_\_\_ \$ 7,500.00

*\*Combination of active and carry forward cannot exceed budgeted amount*

Description and  
Comments: Unused due to project priority.

Completed By: \_\_\_\_\_

Manager's Signature: Digitally signed by Liisa  
Bloomfield

*(when form is not completed by a manager)*



# REGIONAL DISTRICT OKANAGAN-SIMILKAMEEN

## Capital Project Carry Forward Form

Form #: CCF #22

Date: 9/27/23

Project Name: Watermain and Cascade Valve Upgrade

Location: Area D - OK Falls Water System

GL Charge Code: 1-2-3916-5501

Date Project Started: \_\_\_\_\_

Approx % Complete to Date: \_\_\_\_\_ 0%

Approx % at Year End: \_\_\_\_\_ 0%

Total Expenditures to Date: \_\_\_\_\_ \$ 0.00

Anticipated Expenses at Year End: \_\_\_\_\_ \$ 0.00

What was budgeted for this project? \_\_\_\_\_ \$ 1,849,274.00

*\*Combination of active and carry forward cannot exceed budgeted amount*

Description and  
Comments: Awaiting grant funding award  
CF \$486,000 to 2024 and \$1,363,274 to 2025

Completed By: \_\_\_\_\_

Manager's Signature: Digitally signed by Liisa  
Bloomfield

*(when form is not completed by a manager)*



# REGIONAL DISTRICT OKANAGAN-SIMILKAMEEN

## Capital Project Carry Forward Form

Form #: CCF #23

Date: 9/27/23

Project Name: Okanagan Falls Water - SCADA Upgrade

Location: Area D - OK Falls Water System

GL Charge Code: 1-2-3916-5506

Date Project Started: 2/1/23

Approx % Complete to Date: 20

Approx % at Year End: 40

Total Expenditures to Date: \$ 3,756.00

Anticipated Expenses at Year End: \$ 7,000.00

What was budgeted for this project? \$ 15,000.00

*\*Combination of active and carry forward cannot exceed budgeted amount*

**Description and  
Comments:**

Project delayed due to priorities.

Project will carry forward into 2024.

Completed By: \_\_\_\_\_

Manager's Signature: Digitally signed by Liisa  
Bloomfield

*(when form is not completed by a manager)*





# REGIONAL DISTRICT OKANAGAN-SIMILKAMEEN

## Capital Project Carry Forward Form - 2024

Form # CCF #24

Date: Friday, September 29, 2023

Project Name: Loose Bay Site Improvements

Location: Oliver

GL Charge Code: 2-3906-5500

Date Project Started: Sunday, January 1, 2023

Approx % Complete to Date: 7%

Approx % at Year End: 7%

Total Expenditures to Date: \$17,658

Anticipated Expenses at Year End: \$17,658

What was budgeted for this project? \$239,776

*\*Combination of active and carry forward cannot exceed budgeted amount*

Description and Comments: Structural design completed for communal kitchen and camp host RV structures. Construction delayed until License of Occupation completed by the Province.

\_\_\_\_\_

\_\_\_\_\_

\_\_\_\_\_

\_\_\_\_\_

\_\_\_\_\_

\_\_\_\_\_

\_\_\_\_\_

\_\_\_\_\_

\_\_\_\_\_

\_\_\_\_\_

Completed By: Tim Roth

Manager's Signature: Justin Shuttleworth

*(when form is not completed by a manager)*





# REGIONAL DISTRICT OKANAGAN-SIMILKAMEEN

## Capital Project Carry Forward Form - 2024

Form # CCF #25

Date: Friday, September 29, 2023

Project Name: Arena Rehabilitation Project

Location: Oliver

GL Charge Code: 2-7101-5501

Date Project Started: \_\_\_\_\_

Approx % Complete to Date: 0%

Approx % at Year End: 0%

Total Expenditures to Date: \$37,815

Anticipated Expenses at Year End: \$37,815

What was budgeted for this project? \$1,332,116

*\*Combination of active and carry forward cannot exceed budgeted amount*

**Description and  
Comments:**

Expenses and budget taken from Qwestica

\_\_\_\_\_

\_\_\_\_\_

\_\_\_\_\_

\_\_\_\_\_

\_\_\_\_\_

\_\_\_\_\_

\_\_\_\_\_

\_\_\_\_\_

\_\_\_\_\_

\_\_\_\_\_

Completed By: Tim Roth

Manager's Signature: \_\_\_\_\_

*(when form is not completed by a manager)*



# REGIONAL DISTRICT OKANAGAN-SIMILKAMEEN

## Capital Project Carry Forward Form

Form #: CCF #26

Date: 10/18/23

Project Name: Interior and Washroom Accessibility Upgrades

Location: Oliver Rec - Pool

GL Charge Code: 1-2-7301-5504

Date Project Started: \_\_\_\_\_

Approx % Complete to Date: \_\_\_\_\_ 0

Approx % at Year End: \_\_\_\_\_ 0

Total Expenditures to Date: \_\_\_\_\_ \$ 0.00

Anticipated Expenses at Year End: \_\_\_\_\_ \$ 0.00

What was budgeted for this project? \_\_\_\_\_ \$ 50,000.00

*\*Combination of active and carry forward cannot exceed budgeted amount*

Description and  
Comments: Carrying forward unused project funds to 2024

Completed By: \_\_\_\_\_

Manager's Signature: \_\_\_\_\_

*(when form is not completed by a manager)*



# REGIONAL DISTRICT OKANAGAN-SIMILKAMEEN

## Capital Project Carry Forward Form

Form #: CCF #27

Date: ~~8/20/23~~ sept 2023

Project Name: SIMILKAMEEN OUTDOOR RINK REPLACEMENT

Location: Similkameen Recreation

GL Charge Code: 2-7201-55 5503

Date Project Started: 5/1/23

Approx % Complete to Date: 40

Approx % at Year End: 50

Total Expenditures to Date: \$ 0.00

Anticipated Expenses at Year End: \$ 20,000.00

What was budgeted for this project? \$ 40,000.00

*\*Combination of active and carry forward cannot exceed budgeted amount*

Description and Comments: RFQ out and awaiting quotes.

Completed By:  A. Foster

Manager's Signature: \_\_\_\_\_  
*(when form is not completed by a manager)*



# REGIONAL DISTRICT OKANAGAN-SIMILKAMEEN

## Capital Project Carry Forward Form

Form #: CCF #28 - 1

Date: ~~01/22/2023~~ Sept 2023

Project Name: SIMILKAMEEN OUTDOOR EXTERIOR LANDSCAPE - CAPTIAL RESERVE

Location: Similkameen Recreation

GL Charge Code: 2-7201-5506

Date Project Started: 5/1/23

Approx % Complete to Date: 0

Approx % at Year End: 0

Total Expenditures to Date: \$ 0.00

Anticipated Expenses at Year End: \_\_\_\_\_

What was budgeted for this project? \$ 15,000.00

*\*Combination of active and carry forward cannot exceed budgeted amount*

Description and Comments: PROJECT IS BUDGET FROM 3 SOURCES THIS SHEET IS FOR THE CAPAITAL RESERVE PORTION. WE HAD \$15000 BUDGET AND IT IS ALL CARRIENG OVER

Completed By:  A. Foster

Manager's Signature: \_\_\_\_\_  
*(when form is not completed by a manager)*



# REGIONAL DISTRICT OKANAGAN-SIMILKAMEEN

## Capital Project Carry Forward Form

Form #: CCF #28 - 2

Date: ~~8/22/20~~ sept 2023

Project Name: SIMILKAMEEN OUTDOOR EXTERIOR LANDSCAPE - Gas Tax Area B

Location: Similkameen Recreation

GL Charge Code: 2-7201-5506

Date Project Started: 5/1/23

Approx % Complete to Date:	0
Approx % at Year End:	0
Total Expenditures to Date:	\$ 0.00
Anticipated Expenses at Year End:	\$ 0
What was budgeted for this project?	\$ 70,000.00

*\*Combination of active and carry forward cannot exceed budgeted amount*

Description and Comments: PROJECT IS BUDGET FROM 3 SOURCES THIS SHEET IS FOR THE GAS TAX AREA B PORTION. WE HAD \$70,000 BUDGET AND IT IS ALL CARRIENG OVER

Completed By:  A. Foster

Manager's Signature: \_\_\_\_\_  
*(when form is not completed by a manager)*





# REGIONAL DISTRICT OKANAGAN-SIMILKAMEEN

## Capital Project Carry Forward Form

Form #: CCF #28 - 3

Date: 2022 Sept 2023

Project Name: SIMILKAMEEN OUTDOOR EXTERIOR LANDSCAPE - Gas Tax Area G

Location: Similkameen Recreation

GL Charge Code: 2-7201-5506

Date Project Started: 5/1/23

Approx % Complete to Date: 45

Approx % at Year End: 45

Total Expenditures to Date: \$ 0.00

Anticipated Expenses at Year End: \$ 45,000.00

What was budgeted for this project? \$ 100,000.00

*\*Combination of active and carry forward cannot exceed budgeted amount*

Description and Comments: PROJECT IS BUDGET FROM 3 SOURCES THIS SHEET IS FOR THE GAS TAX AREA G PORTION. WE HAD \$100,000 BUDGET AND \$55,000 is CARRIENG OVER

Completed By:  A. Foster

Manager's Signature: \_\_\_\_\_  
*(when form is not completed by a manager)*





# REGIONAL DISTRICT OKANAGAN-SIMILKAMEEN

## Capital Project Carry Forward Form

Form #: CCF #29

Date: ~~8/22/22~~ Sept 2023

Project Name: SIMILKAMEEN OUTDOOR CHNAGE ROOM AND SHOWER REPLACEMENT

Location: Similkameen Recreation

GL Charge Code: 2-7201-5506-5509

Date Project Started: 5/1/23

Approx % Complete to Date: 10

Approx % at Year End: 20

Total Expenditures to Date: \$ 10,000.00

Anticipated Expenses at Year End: \$ 30,000.00

What was budgeted for this project? \$ 60,000.00

*\*Combination of active and carry forward cannot exceed budgeted amount*

Description and Comments: PROJECT HAS SHIFTED TO GET GRANT READY. WE HAD \$60,000 BUDGET AND \$30,000 IS CARRIENG OVER

Completed By:  A. Foster

Manager's Signature: \_\_\_\_\_  
*(when form is not completed by a manager)*



# REGIONAL DISTRICT OKANAGAN-SIMILKAMEEN

## Capital Project Carry Forward Form - 2024

Form # CCF #30

Date: Monday, September 25, 2023

Project Name: Coalmont Park Development

Location: Coalmont

GL Charge Code: 2-7491-5501

Date Project Started: \_\_\_\_\_

Approx % Complete to Date: 0%

Approx % at Year End: 0%

Total Expenditures to Date: \$0

Anticipated Expenses at Year End: \$0

What was budgeted for this project? \$7,500

*\*Combination of active and carry forward cannot exceed budgeted amount*

Description and Comments: Funds for Coalmont Station Park Improvements

\_\_\_\_\_  
\_\_\_\_\_  
\_\_\_\_\_  
\_\_\_\_\_  
\_\_\_\_\_  
\_\_\_\_\_  
\_\_\_\_\_  
\_\_\_\_\_  
\_\_\_\_\_  
\_\_\_\_\_

Completed By: Tim Roth

Manager's Signature: Justin Shuttleworth  
*(when form is not completed by a manager)*



# REGIONAL DISTRICT OKANAGAN-SIMILKAMEEN

## Capital Project Carry Forward Form - 2024

Form # CCF #31

Date: Monday, September 25, 2023

Project Name: Tulameen Park Development

Location: Tulameen

GL Charge Code: 2-7491-5503

Date Project Started: \_\_\_\_\_

Approx % Complete to Date: 0%

Approx % at Year End: 0%

Total Expenditures to Date: \$80,421

Anticipated Expenses at Year End: \$80,421

What was budgeted for this project? \$106,880

*\*Combination of active and carry forward cannot exceed budgeted amount*

Description and Comments: Playground installation complete in 2023. Carry forward amounts to complete Landscape, furniture and amenities.

\_\_\_\_\_

\_\_\_\_\_

\_\_\_\_\_

\_\_\_\_\_

\_\_\_\_\_

\_\_\_\_\_

\_\_\_\_\_

\_\_\_\_\_

\_\_\_\_\_

\_\_\_\_\_

Completed By: Tim Roth

Manager's Signature: Justin Shuttleworth  
*(when form is not completed by a manager)*



# REGIONAL DISTRICT OKANAGAN-SIMILKAMEEN

## Capital Project Carry Forward Form - 2024

Form # CCF #32

Date: Sept. 22, 2023

Project Name: CPR SPIT ARMOURING

Location: Electoral Area 'D' (Cedar Street)

GL Charge Code: 2-7521-5502

Date Project Started: Currently under construction

Approx % Complete to Date: 15%  
Approx % at Year End: 90%  
Total Expenditures to Date: \$207,000 (Committed)  
Anticipated Expenses at Year End: \$217,000  
What was budgeted for this project? \$237,000

*\*Combination of active and carry forward cannot exceed budgeted amount*

Description and Comments:

The contractor is currently completing the installation of engineered shoreline infrastructure to prevent erosion of the Okanagan Falls Cedar Street CPR Spit. The remaining scope of work for 2024 will be for planting and restoration.

---

---

---

---

---

---

---

---

---

---

Completed By: Kyle Gabelhei

Manager's Signature: Justin Shuttleworth  
*(when form is not completed by a manager)*





# REGIONAL DISTRICT OKANAGAN-SIMILKAMEEN

## Capital Project Carry Forward Form - 2024

Form # CCF #33

Date: Sept. 18, 2023

Project Name: 605 Willow (Lamb Site Development)

Location: Electoral Area 'D'

GL Charge Code: 2-7521-5504

Date Project Started: Not started

Approx % Complete to Date: 0%

Approx % at Year End: 0%

Total Expenditures to Date: \$0

Anticipated Expenses at Year End: \$0

What was budgeted for this project? \$30,000

*\*Combination of active and carry forward cannot exceed budgeted amount*

Description and Comments: Project on hold until the completion of the Area D Parks Plan.

\_\_\_\_\_

\_\_\_\_\_

\_\_\_\_\_

\_\_\_\_\_

\_\_\_\_\_

\_\_\_\_\_

\_\_\_\_\_

\_\_\_\_\_

\_\_\_\_\_

\_\_\_\_\_

Completed By: Kyle Gabelhei

Manager's Signature: Justin Shuttleworth  
*(when form is not completed by a manager)*



# REGIONAL DISTRICT OKANAGAN-SIMILKAMEEN

## Capital Project Carry Forward Form - 2024

Form # CCF #34

Date: Sept. 22, 2023

Project Name: Keogan Development/Detailed Plan

Location: Electoral Area 'D'

GL Charge Code: 2-7521-5524

Date Project Started: Not started

Approx % Complete to Date: 0%

Approx % at Year End: 0%

Total Expenditures to Date: \$0

Anticipated Expenses at Year End: \$0

What was budgeted for this project? \$30,000

*\*Combination of active and carry forward cannot exceed budgeted amount*

Description and Comments: Project on hold until the completion of the Area D Parks Plan.  
\_\_\_\_\_  
\_\_\_\_\_  
\_\_\_\_\_  
\_\_\_\_\_  
\_\_\_\_\_  
\_\_\_\_\_  
\_\_\_\_\_  
\_\_\_\_\_  
\_\_\_\_\_  
\_\_\_\_\_

Completed By: Kyle Gabelhei

Manager's Signature: Justin Shuttleworth  
*(when form is not completed by a manager)*





# REGIONAL DISTRICT OKANAGAN-SIMILKAMEEN

## Capital Project Carry Forward Form - 2024

Form # CCF #35

Date: Sept. 22, 2023

Project Name: Christie/Kenyon Beach Enhancements

Location: Electoral Area 'D'

GL Charge Code: 2-7521-5522

Date Project Started: Not started

Approx % Complete to Date: 0%

Approx % at Year End: 0%

Total Expenditures to Date: \$0

Anticipated Expenses at Year End: \$0

What was budgeted for this project? \$16,800

*\*Combination of active and carry forward cannot exceed budgeted amount*

Description and  
Comments:

Project required Provincial and Federal support to develop terms of  
reference for lake front enhancements in critical habitat area.

\_\_\_\_\_  
\_\_\_\_\_  
\_\_\_\_\_  
\_\_\_\_\_  
\_\_\_\_\_  
\_\_\_\_\_  
\_\_\_\_\_  
\_\_\_\_\_

Completed By: Kyle Gabelhei

Manager's Signature: Justin Shuttleworth

*(when form is not completed by a manager)*



# REGIONAL DISTRICT OKANAGAN-SIMILKAMEEN

## Capital Project Carry Forward Form - 2024

Form # CCF #36

Date: Sept. 18, 2023

Project Name: Lions Park Improvements

Location: Electoral Area 'D'

GL Charge Code: 2-7521-5515

Date Project Started: Not started

Approx % Complete to Date: 0%

Approx % at Year End: 0%

Total Expenditures to Date: \$0

Anticipated Expenses at Year End: \$0

What was budgeted for this project? \$10,000

*\*Combination of active and carry forward cannot exceed budgeted amount*

Description and Comments: Project not initiated  
\_\_\_\_\_  
\_\_\_\_\_  
\_\_\_\_\_  
\_\_\_\_\_  
\_\_\_\_\_  
\_\_\_\_\_  
\_\_\_\_\_  
\_\_\_\_\_  
\_\_\_\_\_  
\_\_\_\_\_

Completed By: Kyle Gabelhei

Manager's Signature: Justin Shuttleworth  
*(when form is not completed by a manager)*



# REGIONAL DISTRICT OKANAGAN-SIMILKAMEEN

## Capital Project Carry Forward Form - 2024

Form # CCF #37

Date: Sept. 22, 2023

Project Name: Okanagan Falls Waterfront Development Plan

Location: Electoral Area "D"

GL Charge Code: 1-2-7521-5521

Date Project Started: Wednesday, February 1, 2023

Approx % Complete to Date: 50%

Approx % at Year End: 80%

Total Expenditures to Date: \$2,272

Anticipated Expenses at Year End: \$7,728

What was budgeted for this project? \$20,000

*\*Combination of active and carry forward cannot exceed budgeted amount*

Description and  
Comments:

Consultant is currently working on conceptual designs of the Okanagan Falls Waterfront. These designs will act as a blueprint of the waterfront for future development and capital projects.

Completed By: Kyle Gabelhei

Manager's Signature: Justin Shuttleworth

*(when form is not completed by a manager)*



# REGIONAL DISTRICT OKANAGAN-SIMILKAMEEN

## Capital Project Carry Forward Form - 2024

Form # CCF #38

Date: Sept. 27, 2023

Project Name: Pioneer Park - Pathways & Accessibility

Location: Electoral Area 'I' (Ponderosa Avenue, Kaleden)

GL Charge Code: 2-7531-5501

Date Project Started: ~2023 (original start 2018 w/ accessibility assessment)

Approx % Complete to Date: 25%

Approx % at Year End: 25%

Total Expenditures to Date: \$950

Anticipated Expenses at Year End: \$950

What was budgeted for this project? \$111,646

*\*Combination of active and carry forward cannot exceed budgeted amount*

Description and  
Comments:

Revisions to detailed landscape design has been completed, requests  
for construction quotes to complete pathways and irrigation sleeves  
have been sent out. Addition work may or may not occur in 2023.

Completed By: Rudi Weckel

Manager's Signature: \_\_\_\_\_  
*(when form is not completed by a manager)*





# REGIONAL DISTRICT OKANAGAN-SIMILKAMEEN

## Capital Project Carry Forward Form - 2024

Form # CCF #39

Date: Sept. 18, 2023

Project Name: Kaleden Hotel Park Development

Location: Electoral Area 'I' (Second Street / Ponderosa Avenue, Kaleden)

GL Charge Code: 2-7531-5503

Date Project Started: ~2023 (original start 2022)

Approx % Complete to Date: 30%

Approx % at Year End: 100%

Total Expenditures to Date: \$19,650

Anticipated Expenses at Year End: \$60,000

What was budgeted for this project? \$86,160

*\*Combination of active and carry forward cannot exceed budgeted amount*

Description and  
Comments:

Consultant has conducted geomatics and geotechnical work in order  
to inform a full structural design plan set, scheduled to be published  
before year's end (2023.) Next steps will be determined based on the  
the Structural Engineers report and recommendations.

Completed By: Rudi Weckel

Manager's Signature: Justin Shuttleworth  
*(when form is not completed by a manager)*



# REGIONAL DISTRICT OKANAGAN-SIMILKAMEEN

## Capital Project Carry Forward Form - 2024

Form # CCF #40

Date: Sept. 27, 2023

Project Name: Pioneer Park - Waterfront Development (Shoreline Enhancements)

Location: Electoral Area 'I' (Ponderosa Avenue, Kaleden)

GL Charge Code: 2-7531-5510

Date Project Started: ~2023

Approx % Complete to Date: 0%

Approx % at Year End: 0%

Total Expenditures to Date: \$0

Anticipated Expenses at Year End: \$0

What was budgeted for this project? \$61,000

*\*Combination of active and carry forward cannot exceed budgeted amount*

Description and  
Comments:

Permitting in place for pull back beach and restoration plantings. Scope  
of work to be considered with ongoing pathways and landscape project  
occurring at the north end of the Pioneer Park.

Completed By: Rudi Weckel

Manager's Signature: Justin Shuttleworth  
*(when form is not completed by a manager)*





# REGIONAL DISTRICT OKANAGAN-SIMILKAMEEN

## Capital Project Carry Forward Form - 2024

Form # CCF #41

Date: Sept. 27, 2023

Project Name: Pioneer Park - Sun Shades

Location: Electoral Area 'I' (Ponderosa Avenue, Kaleden)

GL Charge Code: 2-7531-5511

Date Project Started: \_\_\_\_\_

Approx % Complete to Date: 0%

Approx % at Year End: 0%

Total Expenditures to Date: \$0

Anticipated Expenses at Year End: \$0

What was budgeted for this project? \$20,000

*\*Combination of active and carry forward cannot exceed budgeted amount*

Description and Comments: Project work to begin spring 2024 in coordination with ongoing pathway and landscape works in Pioneer Park.

\_\_\_\_\_  
\_\_\_\_\_  
\_\_\_\_\_  
\_\_\_\_\_  
\_\_\_\_\_  
\_\_\_\_\_  
\_\_\_\_\_  
\_\_\_\_\_

Completed By: Rudi Weckel

Manager's Signature: Justin Shuttleworth  
*(when form is not completed by a manager)*



# REGIONAL DISTRICT OKANAGAN-SIMILKAMEEN

## Capital Project Carry Forward Form - 2024

Form # CCF #42

Date: Monday, September 25, 2023

Project Name: Lake Front Acquisition

Location: Kaleden

GL Charge Code: 2-7531-5515

Date Project Started: \_\_\_\_\_

Approx % Complete to Date: 0%

Approx % at Year End: 0%

Total Expenditures to Date: \$0

Anticipated Expenses at Year End: \$0

What was budgeted for this project? \$8,000

*\*Combination of active and carry forward cannot exceed budgeted amount*

Description and Comments: Carry forward to 2024.

\_\_\_\_\_

\_\_\_\_\_

\_\_\_\_\_

\_\_\_\_\_

\_\_\_\_\_

\_\_\_\_\_

\_\_\_\_\_

\_\_\_\_\_

\_\_\_\_\_

\_\_\_\_\_

Completed By: Tim Roth

Manager's Signature: \_\_\_\_\_  
*(when form is not completed by a manager)*



# REGIONAL DISTRICT OKANAGAN-SIMILKAMEEN

## Capital Project Carry Forward Form - 2024

Form # CCF #43

Date: Monday, September 25, 2023

Project Name: Twin Lakes Public Access

Location: Twin Lakes

GL Charge Code: 2-7531-5516

Date Project Started: \_\_\_\_\_

Approx % Complete to Date: 0%

Approx % at Year End: 0%

Total Expenditures to Date: \$0

Anticipated Expenses at Year End: \$0

What was budgeted for this project? \$26,000

*\*Combination of active and carry forward cannot exceed budgeted amount*

Description and Comments: Acquisition of public lake access points to facilitate firesmarting, riparian works and public access for recreation.

\_\_\_\_\_  
\_\_\_\_\_  
\_\_\_\_\_  
\_\_\_\_\_  
\_\_\_\_\_  
\_\_\_\_\_  
\_\_\_\_\_  
\_\_\_\_\_  
\_\_\_\_\_  
\_\_\_\_\_

Completed By: Tim Roth

Manager's Signature: Justin Shuttleworth

*(when form is not completed by a manager)*



# REGIONAL DISTRICT OKANAGAN-SIMILKAMEEN

## Capital Project Carry Forward Form - 2024

Form # CCF #44

Date: Sept. 29, 2023

Project Name: Spirit Park Development

Location: Electoral Area 'E'

GL Charge Code: 1-2-7541-5501

Date Project Started: January 1 2023

Approx % Complete to Date: 5%

Approx % at Year End: 5%

Total Expenditures to Date: \$3,526

Anticipated Expenses at Year End: \$3,526

What was budgeted for this project? \$107,554

*\*Combination of active and carry forward cannot exceed budgeted amount*

Description and Comments: Detailed design ongoing, with construction planned for the spring of 2024.

---



---



---



---



---



---



---



---



---



---

Completed By: Kyle Gabelhei

Manager's Signature: Justin Shuttleworth

*(when form is not completed by a manager)*





# REGIONAL DISTRICT OKANAGAN-SIMILKAMEEN

## Capital Project Carry Forward Form - 2024

Form # CCF #45

Date: Sept. 27, 2023

**Project Name:** Wharf Park Acquisition / Development (Wharf Park Expansion)

**Location:** Electoral Area 'E' (1st & 3rd Streets, Naramata)

**GL Charge Code:** 2-7541-5502

**Date Project Started:** ~2023 (original start 2016 w/ purchase of land)

**Approx % Complete to Date:** 25%

**Approx % at Year End:** 25%

**Total Expenditures to Date:** \$99,634

**Anticipated Expenses at Year End:** \$99,634

**What was budgeted for this project?** \$357,500

*\*Combination of active and carry forward cannot exceed budgeted amount*

**Description and Comments:** Initial infrastructure work is complete (rebuild/realignment of 3rd St.)  
2023 budget includes removal of the concrete slab, traffic signage,  
water service install and general site clean up. Carry forward funds to  
complete landscape and ground cover.  
 \_\_\_\_\_  
 \_\_\_\_\_  
 \_\_\_\_\_  
 \_\_\_\_\_  
 \_\_\_\_\_  
 \_\_\_\_\_  
 \_\_\_\_\_

**Completed By:** Rudi Weckel

**Manager's Signature:** Justin Shuttleworth  
*(when form is not completed by a manager)*



# REGIONAL DISTRICT OKANAGAN-SIMILKAMEEN

## Capital Project Carry Forward Form - 2024

Form # CCF #46

Date: Tuesday, September 19, 2023

Project Name: Off-Leash Dog Park

Location: Naramata

GL Charge Code: 2-7541-5515

Date Project Started: \_\_\_\_\_

Approx % Complete to Date: 0%

Approx % at Year End: 0%

Total Expenditures to Date: \$0

Anticipated Expenses at Year End: \$0

What was budgeted for this project? \$15,000

*\*Combination of active and carry forward cannot exceed budgeted amount*

Description and Comments: Funding to be held in place until a suitable location is found for off leash area.

\_\_\_\_\_

\_\_\_\_\_

\_\_\_\_\_

\_\_\_\_\_

\_\_\_\_\_

\_\_\_\_\_

\_\_\_\_\_

\_\_\_\_\_

\_\_\_\_\_

\_\_\_\_\_

Completed By: \_\_\_\_\_

Manager's Signature: Justin Shuttleworth  
*(when form is not completed by a manager)*





# REGIONAL DISTRICT OKANAGAN-SIMILKAMEEN

## Capital Project Carry Forward Form - 2024

Form # CCF #47

Date: Tuesday, September 19, 2023

Project Name: House of Bald Eagle - Park Enhancements

Location: Naramata

GL Charge Code: 2-7541-5514

Date Project Started: \_\_\_\_\_

Approx % Complete to Date: 0%

Approx % at Year End: 0%

Total Expenditures to Date: \$0

Anticipated Expenses at Year End: \$0

What was budgeted for this project? \$35,000

*\*Combination of active and carry forward cannot exceed budgeted amount*

Description and Comments: Scope yet to be determined for the donation funded project.

\_\_\_\_\_

\_\_\_\_\_

\_\_\_\_\_

\_\_\_\_\_

\_\_\_\_\_

\_\_\_\_\_

\_\_\_\_\_

\_\_\_\_\_

\_\_\_\_\_

\_\_\_\_\_

Completed By: \_\_\_\_\_

Manager's Signature: Justin Shuttleworth  
*(when form is not completed by a manager)*



# REGIONAL DISTRICT OKANAGAN-SIMILKAMEEN

## Capital Project Carry Forward Form - 2024

Form # CCF #48

Date: Tuesday, September 19, 2023

Project Name: Manitou Park BMX

Location: Naramata

GL Charge Code: 2-7541-5515

Date Project Started: \_\_\_\_\_

Approx % Complete to Date: 0%

Approx % at Year End: 0%

Total Expenditures to Date: \$0

Anticipated Expenses at Year End: \$0

What was budgeted for this project? \$10,000

*\*Combination of active and carry forward cannot exceed budgeted amount.*

Description and Comments: Project not initiated in 2023.

\_\_\_\_\_  
\_\_\_\_\_  
\_\_\_\_\_  
\_\_\_\_\_  
\_\_\_\_\_  
\_\_\_\_\_  
\_\_\_\_\_  
\_\_\_\_\_  
\_\_\_\_\_  
\_\_\_\_\_

Completed By: \_\_\_\_\_

Manager's Signature: Justin Shuttleworth

*(when form is not completed by a manager)*



# REGIONAL DISTRICT OKANAGAN-SIMILKAMEEN

## Capital Project Carry Forward Form - 2024

Form # CCF #49

Date: Sept. 29, 2023

Project Name: Mariposa Park Development Plan

Location: Electoral Area 'F'

GL Charge Code: 2-7571-5502

Date Project Started: January 1 2023

Approx % Complete to Date: 5%

Approx % at Year End: 5%

Total Expenditures to Date: \$4,337

Anticipated Expenses at Year End: \$4,337

What was budgeted for this project? \$80,000

*\*Combination of active and carry forward cannot exceed budgeted amount*

Description and Comments: Design completed, construction planned for 2024.

---

---

---

---

---

---

---

---

---

---

Completed By: Kyle Gabelhei

Manager's Signature: Justin Shuttleworth

*(when form is not completed by a manager)*



# REGIONAL DISTRICT OKANAGAN-SIMILKAMEEN

## Capital Project Carry Forward Form - 2024

Form # CCF #50

Date: Tuesday, September 19, 2023

Project Name: Centre Beach Sculpture

Location: Naramata

GL Charge Code: 2-7541-5517

Date Project Started: \_\_\_\_\_

Approx % Complete to Date: 9%

Approx % at Year End: 9%

Total Expenditures to Date: \$1,802

Anticipated Expenses at Year End: \$1,802

What was budgeted for this project? \$20,500

*\*Combination of active and carry forward cannot exceed budgeted amount*

Description and Comments: Installation of public art and recognition of donors fall of 2023. Site landscape and irrigation adjustments to occur in 2024.

\_\_\_\_\_

\_\_\_\_\_

\_\_\_\_\_

\_\_\_\_\_

\_\_\_\_\_

\_\_\_\_\_

\_\_\_\_\_

\_\_\_\_\_

\_\_\_\_\_

\_\_\_\_\_

Completed By: \_\_\_\_\_

Manager's Signature: Justin Shuttleworth  
*(when form is not completed by a manager)*





# REGIONAL DISTRICT OKANAGAN-SIMILKAMEEN

## Capital Project Carry Forward Form - 2024

Form # CCF #51

Date: Friday, September 22, 2023

Project Name: Kobau Park Improvements

Location: Area B - Cawston

GL Charge Code: 2-7581-5506

Date Project Started: \_\_\_\_\_

Approx % Complete to Date: 0%

Approx % at Year End: 0%

Total Expenditures to Date: \$0

Anticipated Expenses at Year End: \$0

What was budgeted for this project? \$26,000

*\*Combination of active and carry forward cannot exceed budgeted amount*

Description and Comments: Ball diamond re-grading and new shale complete. Remaining funds for spring top up and rework of shale infields after winter and addition of ball field amenities.

\_\_\_\_\_

\_\_\_\_\_

\_\_\_\_\_

\_\_\_\_\_

\_\_\_\_\_

\_\_\_\_\_

\_\_\_\_\_

\_\_\_\_\_

\_\_\_\_\_

\_\_\_\_\_

Completed By: Tim Roth

Manager's Signature: Justin Shuttleworth  
*(when form is not completed by a manager)*



# REGIONAL DISTRICT OKANAGAN-SIMILKAMEEN

## Capital Project Carry Forward Form - 2024

Form # CCF #52

Date: Wednesday, September 20, 2023

Project Name: Kobau Park Plan

Location: Cawston

GL Charge Code: 2-7581-5508

Date Project Started: \_\_\_\_\_

Approx % Complete to Date: 19%

Approx % at Year End: 19%

Total Expenditures to Date: \$1,948

Anticipated Expenses at Year End: \$1,948

What was budgeted for this project? \$10,000

*\*Combination of active and carry forward cannot exceed budgeted amount*

Description and  
Comments:

Kobau Park development plan received from LA West in March 2023.

Next steps is to begin Crown Land Lease renewal application.

\_\_\_\_\_

\_\_\_\_\_

\_\_\_\_\_

\_\_\_\_\_

\_\_\_\_\_

\_\_\_\_\_

\_\_\_\_\_

\_\_\_\_\_

\_\_\_\_\_

Completed By: Tim Roth

Manager's Signature: Justin Shuttleworth

*(when form is not completed by a manager)*





# REGIONAL DISTRICT OKANAGAN-SIMILKAMEEN

## Capital Project Carry Forward Form - 2024

Form # CCF #53

Date: Sept. 29, 2023

Project Name: KVR Similkameen Trail Head Signage

Location: Regional Trails

GL Charge Code: 2-7721-5501

Date Project Started: January 1 2023

Approx % Complete to Date: 50%

Approx % at Year End: 50%

Total Expenditures to Date: \$35,929

Anticipated Expenses at Year End: \$60,000

What was budgeted for this project? \$87,100

*\*Combination of active and carry forward cannot exceed budgeted amount*

Description and Comments: Supply and Install of Regional Trail Kiosks and information boards.  
Structures installation anticipated fall of 2023 with site finishing  
and sign content installed in 2024.

Completed By: Kyle Gabelhei

Manager's Signature: Justin Shuttleworth  
*(when form is not completed by a manager)*



# REGIONAL DISTRICT OKANAGAN-SIMILKAMEEN

## Capital Project Carry Forward Form - 2024

Form # CCF #54

Date: Friday, September 29, 2023

Project Name: Skaha Lake Trestle Re-Deck and Rails

Location: Okanagan Falls

GL Charge Code: 2-7721-5510

Date Project Started: \_\_\_\_\_

Approx % Complete to Date: 0%

Approx % at Year End: 0%

Total Expenditures to Date: \$0

Anticipated Expenses at Year End: \$0

What was budgeted for this project? \$118,668

*\*Combination of active and carry forward cannot exceed budgeted amount.*

Description and  
Comments:

Structural assesment and recommendations completed. Updated License of Occupation from the Province needed for before proceeding with structural repairs.

Completed By: Tim Roth

Manager's Signature: Justin Shuttleworth

*(when form is not completed by a manager)*



# REGIONAL DISTRICT OKANAGAN-SIMILKAMEEN

## Capital Project Carry Forward Form - 2024

Form # CCF #55

Date: Friday, September 29, 2023

Project Name: Adra Tunnel Reopening

Location: Naramata

GL Charge Code: 2-7721-5515

Date Project Started: \_\_\_\_\_

Approx % Complete to Date: 0%

Approx % at Year End: 0%

Total Expenditures to Date: \$222,715

Anticipated Expenses at Year End: \$222,715

What was budgeted for this project? \$557,852

*\*Combination of active and carry forward cannot exceed budgeted amount*

Description and  
Comments:

Completion of work in the tunnel expected to be completed this fall. Out standing  
scope includes tunnel access infrastructure, lighting and site comfort amenities.

\_\_\_\_\_  
\_\_\_\_\_  
\_\_\_\_\_  
\_\_\_\_\_  
\_\_\_\_\_  
\_\_\_\_\_  
\_\_\_\_\_  
\_\_\_\_\_

Completed By: Tim Roth

Manager's Signature: Justin Shuttleworth

*(when form is not completed by a manager)*



# REGIONAL DISTRICT OKANAGAN-SIMILKAMEEN

## Capital Project Carry Forward Form

Form #: CCF #56

Date: Sept 29, 2023

Project Name: Fire hall

Location: WILLOWBROOK VFD.

GL Charge Code: 1-2-1501-5640

Date Project Started: 2023

Approx % Complete to Date: \_\_\_\_\_

Approx % at Year End: \_\_\_\_\_

Total Expenditures to Date: \_\_\_\_\_

Anticipated Expenses at Year End: \_\_\_\_\_

What was budgeted for this project? \_\_\_\_\_

*\*Combination of active and carry forward cannot exceed budgeted amount*

Description and

Comments: - ADDITION OF 2ND FLOOR

Completed By: Tony Travels

Manager's Signature: [Signature]

*(when form is not completed by a manager)*



# REGIONAL DISTRICT OKANAGAN-SIMILKAMEEN

## Capital Project Carry Forward Form

Form #: CCF #57

Date: Sept 29, 2023

Project Name: Water Tender

Location: WILLOWBROOK VFD.

GL Charge Code: 1-2-1501-5643

Date Project Started: 2023

Approx % Complete to Date: 0%

Approx % at Year End: \_\_\_\_\_

Total Expenditures to Date: \_\_\_\_\_

Anticipated Expenses at Year End: \_\_\_\_\_

What was budgeted for this project? \_\_\_\_\_

*\*Combination of active and carry forward cannot exceed budgeted amount*

Description and  
Comments: ORDERED. WAITING ON DELIVERY.

Completed By: TONY INNOCES

Manager's Signature: [Signature]  
*(when form is not completed by a manager)*





# REGIONAL DISTRICT OKANAGAN-SIMILKAMEEN

## Capital Project Carry Forward Form

Form #: CCF #58

Date: 9/19/23

Project Name: Zero Emission Vehicle Infrastructure

Location: Throughout the RDOS

GL Charge Code: 1-2-0101-5506

Date Project Started: 9/19/23

Approx % Complete to Date: 1.54%

Approx % at Year End: 12.54%

Total Expenditures to Date: \$ 8,254.00

Anticipated Expenses at Year End: \$ 66,508.00

What was budgeted for this project? \$ 534,377.00

*\*Combination of active and carry forward cannot exceed budgeted amount*

Description and  
Comments: Funding Sources  
NRCAN \$290,000  
Clean BC Go Electric \$100,000  
BC Fleet Program \$12,000  
RDOS 1-4-000-6190 \$131,977

Completed By: Suraj Baral

Manager's Signature: \_\_\_\_\_

*(when form is not completed by a manager)*





# REGIONAL DISTRICT OKANAGAN-SIMILKAMEEN

## Capital Project Carry Forward Form - 2024

Form # CCF #59

Date: Wednesday, October 11, 2023

Project Name: Community Wayfinding Signs

Location: Area E

GL Charge Code: 2-0361-5502

Date Project Started: \_\_\_\_\_

Approx % Complete to Date: 0%

Approx % at Year End: 0%

Total Expenditures to Date: \$0

Anticipated Expenses at Year End: \$0

What was budgeted for this project? \$23,000

*\*Combination of active and carry forward cannot exceed budgeted amount*

Description and Comments: Not started, carry all funds forward

\_\_\_\_\_  
\_\_\_\_\_  
\_\_\_\_\_  
\_\_\_\_\_  
\_\_\_\_\_  
\_\_\_\_\_  
\_\_\_\_\_  
\_\_\_\_\_  
\_\_\_\_\_  
\_\_\_\_\_

Completed By: Tim Roth

Manager's Signature: \_\_\_\_\_  
*(when form is not completed by a manager)*



# REGIONAL DISTRICT OKANAGAN-SIMILKAMEEN

## Capital Project Carry Forward Form - 2024

Form # CCF #60

Date: Oct. 11, 2023

Project Name: Garnett Family Park Development

Location: Electoral Area 'D' (Heritage Hills, Okanagan Falls)

GL Charge Code: 2-7521-5507

Date Project Started: ~2023 (original start date 2021)

Approx % Complete to Date: 0%

Approx % at Year End: 0%

Total Expenditures to Date: \$0

Anticipated Expenses at Year End: \$0

What was budgeted for this project? \$48,258

*\*Combination of active and carry forward cannot exceed budgeted amount*

Description and  
Comments:

There was no defined scope for this project in 2023, no work conducted  
\_\_\_\_\_  
\_\_\_\_\_  
\_\_\_\_\_  
\_\_\_\_\_  
\_\_\_\_\_  
\_\_\_\_\_  
\_\_\_\_\_  
\_\_\_\_\_  
\_\_\_\_\_  
\_\_\_\_\_

Completed By: Rudi Weckel

Manager's Signature: \_\_\_\_\_  
*(when form is not completed by a manager)*



# REGIONAL DISTRICT OKANAGAN-SIMILKAMEEN

## Capital Project Carry Forward Form - 2024

Form # CCF #61

Date: Wednesday, October 11, 2023

Project Name: Park Washrooms

Location: Area A

GL Charge Code: 2-7871-5505

Date Project Started: Sunday, January 1, 2023

Approx % Complete to Date: 0%

Approx % at Year End: 0%

Total Expenditures to Date: \$22,898

Anticipated Expenses at Year End: \$22,898

What was budgeted for this project? \$30,000

*\*Combination of active and carry forward cannot exceed budgeted amount*

Description and Comments: Expenditures to date are committed P.O.'s. Carry forward remainder of budget to 2024.

---



---



---



---



---



---



---



---



---



---

Completed By: Tim Roth

Manager's Signature: \_\_\_\_\_  
*(when form is not completed by a manager)*



# REGIONAL DISTRICT OKANAGAN-SIMILKAMEEN

## Capital Project Carry Forward Form

Form #: CCF #62

Date: 10/11/23

Project Name: Game Fence

Location: Oliver Landfill

GL Charge Code: 3001-5508

Date Project Started: \_\_\_\_\_

Approx % Complete to Date: \_\_\_\_\_ 0

Approx % at Year End: \_\_\_\_\_ 0

Total Expenditures to Date: \_\_\_\_\_ \$ 0.00

Anticipated Expenses at Year End: \_\_\_\_\_ \$ 0.00

What was budgeted for this project? \_\_\_\_\_ \$ 50,000.00

*\*Combination of active and carry forward cannot exceed budgeted amount*

Description and  
Comments: Provincial requirement to keep mountain goats, sheep, horses out of the landfill.

Completed By: \_\_\_\_\_

Manager's Signature: \_\_\_\_\_

*(when form is not completed by a manager)*



# REGIONAL DISTRICT OKANAGAN-SIMILKAMEEN

## Capital Project Carry Forward Form

Form #: CCF #63

Date: 10/11/23

Project Name: Security Improvements

Location: Oliver Landfill

GL Charge Code: 3001-5500

Date Project Started: \_\_\_\_\_

Approx % Complete to Date: \_\_\_\_\_ 0

Approx % at Year End: \_\_\_\_\_ 0

Total Expenditures to Date: \_\_\_\_\_ \$ 0.00

Anticipated Expenses at Year End: \_\_\_\_\_ \$ 0.00

What was budgeted for this project? \_\_\_\_\_ \$ 12,000.00

*\*Combination of active and carry forward cannot exceed budgeted amount*

Description and  
Comments: To construct cameras, lighting and motion detectors

Completed By: \_\_\_\_\_

Manager's Signature: \_\_\_\_\_

*(when form is not completed by a manager)*





# REGIONAL DISTRICT OKANAGAN-SIMILKAMEEN

## Capital Project Carry Forward Form

Form #: CCF #64

Date: 10/11/23

Project Name: Keremeos Landfill Closure Plan

Location: Keremeos

GL Charge Code: 3401-5502

Date Project Started: 1/1/23

Approx % Complete to Date: 20%

Approx % at Year End: 30%

Total Expenditures to Date: \$ 11,000.00

Anticipated Expenses at Year End: \_\_\_\_\_

What was budgeted for this project? \$ 45,000.00

*\*Combination of active and carry forward cannot exceed budgeted amount*

### Description and

Comments: There will be some geotechnical work and completion of the Design Operations and Closure plan. The closure plan will need to be negotiated with the Ministry of Environment.

Completed By: \_\_\_\_\_

Manager's Signature: \_\_\_\_\_

*(when form is not completed by a manager)*





# REGIONAL DISTRICT OKANAGAN-SIMILKAMEEN

## Capital Project Carry Forward Form

Form #: CCF #65

Date: 10/11/23

Project Name: Keremeos Security - Cameras and Fencing

Location: Keremeos Landfill

GL Charge Code: 3400-5501

Date Project Started: \_\_\_\_\_

Approx % Complete to Date: \_\_\_\_\_ 0

Approx % at Year End: \_\_\_\_\_ 0

Total Expenditures to Date: \_\_\_\_\_ \$ 0.00

Anticipated Expenses at Year End: \_\_\_\_\_ \$ 0.00

What was budgeted for this project? \_\_\_\_\_ \$ 25,000.00

*\*Combination of active and carry forward cannot exceed budgeted amount*

**Description and Comments:** We will need to add security cameras, lights and make fencing improvements. Breakin's are occuring regularly and causing damages to the facility.

Completed By: \_\_\_\_\_

Manager's Signature: \_\_\_\_\_

*(when form is not completed by a manager)*



# REGIONAL DISTRICT OKANAGAN-SIMILKAMEEN

## Capital Project Carry Forward Form

Form #: CCF #66

Date: 10/11/23

Project Name: CML Biocover

Location: Campbell Mountain Landfill

GL Charge Code: 3500-5507

Date Project Started: \_\_\_\_\_

Approx % Complete to Date: \_\_\_\_\_ 0

Approx % at Year End: \_\_\_\_\_ 0

Total Expenditures to Date: \_\_\_\_\_ \$ 0.00

Anticipated Expenses at Year End: \_\_\_\_\_ \$ 0.00

What was budgeted for this project? \_\_\_\_\_ \$ 80,000.00

*\*Combination of active and carry forward cannot exceed budgeted amount*

**Description and Comments:** Need to revise the design operations and closure plan or master plan before we can finish the Biocover design.

Our O.C. requires that we provide an acceptable design by 2024.

Completed By: \_\_\_\_\_

Manager's Signature: \_\_\_\_\_

*(when form is not completed by a manager)*



# REGIONAL DISTRICT OKANAGAN-SIMILKAMEEN

## Capital Project Carry Forward Form

Form #: CCF #67

Date: 10/3/23

Project Name: Organics Processing Facility - Design

Location: 1313 Greyback Road

GL Charge Code: 3500 -5501

Date Project Started: \_\_\_\_\_

Approx % Complete to Date: \_\_\_\_\_ 0

Approx % at Year End: \_\_\_\_\_ 25

Total Expenditures to Date: \_\_\_\_\_

Anticipated Expenses at Year End: \_\_\_\_\_ \$ 400,000.00

What was budgeted for this project? \_\_\_\_\_ \$ 1,200,000.00

*\*Combination of active and carry forward cannot exceed budgeted amount*

### Description and

Comments: This is to provide the design, tender, contract administration and commissioning of the proposed Organics Processing Facility. This is a grant funded project

Completed By: \_\_\_\_\_

Manager's Signature: \_\_\_\_\_

*(when form is not completed by a manager)*



# REGIONAL DISTRICT OKANAGAN-SIMILKAMEEN

## Capital Project Carry Forward Form

Form #: CCF #68

Date: 10/11/23

Project Name: CML Biocover

Location: Campbell Mountain Landfill

GL Charge Code: 3500-5506

Date Project Started: \_\_\_\_\_

Approx % Complete to Date: \_\_\_\_\_ 0

Approx % at Year End: \_\_\_\_\_ 0

Total Expenditures to Date: \_\_\_\_\_ \$ 0.00

Anticipated Expenses at Year End: \_\_\_\_\_ \$ 0.00

What was budgeted for this project? \_\_\_\_\_ \$ 150,000.00

*\*Combination of active and carry forward cannot exceed budgeted amount*

Description and  
Comments: Requirement of the Province.

Completed By: \_\_\_\_\_

Manager's Signature: \_\_\_\_\_

*(when form is not completed by a manager)*



# REGIONAL DISTRICT OKANAGAN-SIMILKAMEEN

## Capital Project Carry Forward Form

Form #: CCF #69

Date: 10/11/23

Project Name: CML Master Plan and Updates

Location: Campbell Mountain Landfill

GL Charge Code: 3500-5510

Date Project Started: \_\_\_\_\_

Approx % Complete to Date: \_\_\_\_\_ 0

Approx % at Year End: \_\_\_\_\_ 0

Total Expenditures to Date: \_\_\_\_\_ \$ 0.00

Anticipated Expenses at Year End: \_\_\_\_\_ \$ 0.00

What was budgeted for this project? \_\_\_\_\_ \$ 70,000.00

*\*Combination of active and carry forward cannot exceed budgeted amount*

Description and  
Comments: This is a requirement of our O.C.

Completed By: \_\_\_\_\_

Manager's Signature: \_\_\_\_\_

*(when form is not completed by a manager)*





# REGIONAL DISTRICT OKANAGAN-SIMILKAMEEN

## Capital Project Carry Forward Form

Form #: CCF #70

Date: 10/11/23

Project Name: HHW Improvements

Location: Campbell Mountain Landfill

GL Charge Code: 3500-5512

Date Project Started: \_\_\_\_\_

Approx % Complete to Date: \_\_\_\_\_ 0

Approx % at Year End: \_\_\_\_\_ 0

Total Expenditures to Date: \_\_\_\_\_ \$ 0.00

Anticipated Expenses at Year End: \_\_\_\_\_ \$ 0.00

What was budgeted for this project? \_\_\_\_\_ \$ 50,000.00

*\*Combination of active and carry forward cannot exceed budgeted amount*

Description and  
Comments: Safety improvements required to operate the Hazardous Household  
Waste Facility .

Completed By: \_\_\_\_\_

Manager's Signature: \_\_\_\_\_

*(when form is not completed by a manager)*





# REGIONAL DISTRICT OKANAGAN-SIMILKAMEEN

## Capital Project Carry Forward Form

Form #: CCF #71

Date: 10/11/23

Project Name: Security Improvements

Location: Campbell Mountain Landfill

GL Charge Code: 3501-5513

Date Project Started: \_\_\_\_\_

Approx % Complete to Date: \_\_\_\_\_ 0

Approx % at Year End: \_\_\_\_\_ 0

Total Expenditures to Date: \_\_\_\_\_ \$ 0.00

Anticipated Expenses at Year End: \_\_\_\_\_ \$ 0.00

What was budgeted for this project? \_\_\_\_\_ \$ 10,000.00

*\*Combination of active and carry forward cannot exceed budgeted amount*

**Description and Comments:** Cameras and motion detectors will hopefully discourage intruders and identify any damages caused. This is a staff and public safety issue.

Completed By: \_\_\_\_\_

Manager's Signature: \_\_\_\_\_

*(when form is not completed by a manager)*



# REGIONAL DISTRICT OKANAGAN-SIMILKAMEEN

## Capital Project Carry Forward Form

Form #: CCF #72

Date: 10/11/23

Project Name: Security Improvements

Location: Okanagan Falls Landfill

GL Charge Code: 3501-5514

Date Project Started: \_\_\_\_\_

Approx % Complete to Date: \_\_\_\_\_ 0

Approx % at Year End: \_\_\_\_\_ 0

Total Expenditures to Date: \_\_\_\_\_ \$ 0.00

Anticipated Expenses at Year End: \_\_\_\_\_ \$ 0.00

What was budgeted for this project? \_\_\_\_\_ \$ 12,000.00

*\*Combination of active and carry forward cannot exceed budgeted amount*

Description and  
Comments: Cameras and motion detectors will hopefully discourage intruders and identify any damages caused. This is a staff and public safety issue.

Completed By: \_\_\_\_\_

Manager's Signature: \_\_\_\_\_

*(when form is not completed by a manager)*



# REGIONAL DISTRICT OKANAGAN-SIMILKAMEEN

## Capital Project Carry Forward Form - 2024

Form # CCF #73

Date: Sept. 29, 2023

Project Name: Spirit Park Development Surface Water Drainage Plan

Location: Electoral Area 'E'

GL Charge Code: 1-2-7541-5506

Date Project Started: January 1 2022

Approx % Complete to Date: 5%

Approx % at Year End: 5%

Total Expenditures to Date: \$1,311

Anticipated Expenses at Year End: \$1,311

What was budgeted for this project? \$56,000

*\*Combination of active and carry forward cannot exceed budgeted amount*

Description and Comments: This project is develop conceptual and detailed grading plans to address the drainage issue at Spirit Park.

\_\_\_\_\_

\_\_\_\_\_

\_\_\_\_\_

\_\_\_\_\_

\_\_\_\_\_

\_\_\_\_\_

\_\_\_\_\_

\_\_\_\_\_

\_\_\_\_\_

\_\_\_\_\_

Completed By: Kyle Gabelhei

Manager's Signature: \_\_\_\_\_  
*(when form is not completed by a manager)*



# REGIONAL DISTRICT OKANAGAN-SIMILKAMEEN

## Capital Project Carry Forward Form - 2024

Form # CCF #74

Date: Friday, September 29, 2023

Project Name: 101 Martin Bathroom

Location: Penticton

GL Charge Code: 2-0161-5507

Date Project Started: \_\_\_\_\_

Approx % Complete to Date: 0%

Approx % at Year End: 0%

Total Expenditures to Date: \$0

Anticipated Expenses at Year End: \$0

What was budgeted for this project? \$72,000

*\*Combination of active and carry forward cannot exceed budgeted amount*

Description and Comments: Project not started. Carry all funds forward.

\_\_\_\_\_

\_\_\_\_\_

\_\_\_\_\_

\_\_\_\_\_

\_\_\_\_\_

\_\_\_\_\_

\_\_\_\_\_

\_\_\_\_\_

\_\_\_\_\_

\_\_\_\_\_

Completed By: Tim Roth

Manager's Signature: \_\_\_\_\_  
*(when form is not completed by a manager)*



# REGIONAL DISTRICT OKANAGAN-SIMILKAMEEN

## Capital Project Carry Forward Form

Form #: CCF #75

Date: 9/27/23

Project Name: Operational and Safety Upgrades

Location: Area D - OK Falls Water System

GL Charge Code: 1-2-3916-5502

Date Project Started: \_\_\_\_\_

Approx % Complete to Date: \_\_\_\_\_ 0%

Approx % at Year End: \_\_\_\_\_ 0%

Total Expenditures to Date: \_\_\_\_\_ \$ 0.00

Anticipated Expenses at Year End: \_\_\_\_\_ \$ 0.00

What was budgeted for this project? \_\_\_\_\_ \$ 500,000.00

*\*Combination of active and carry forward cannot exceed budgeted amount*

**Description and  
Comments:**

These items ended up being expensed into the Operations budget and not utilized in the \$500,000 allocated from Borrowing.

In 2024 the project will carry forward.

Completed By: \_\_\_\_\_

Manager's Signature: Digitally signed by Liisa  
Bloomfield

*(when form is not completed by a manager)*





# REGIONAL DISTRICT OKANAGAN-SIMILKAMEEN

## Capital Project Carry Forward Form

Form #: CCF #76

Date: 10/11/23

Project Name: Drainage

Location: Okanagan Falls Landfill

GL Charge Code: 3500-5502

Date Project Started: \_\_\_\_\_

Approx % Complete to Date: \_\_\_\_\_ 0

Approx % at Year End: \_\_\_\_\_ 0

Total Expenditures to Date: \_\_\_\_\_ \$ 0.00

Anticipated Expenses at Year End: \_\_\_\_\_ \$ 0.00

What was budgeted for this project? \_\_\_\_\_ \$ 30,000.00

*\*Combination of active and carry forward cannot exceed budgeted amount*

Description and Comments: Drainage improvements are required to be compliant with the Province.

Completed By: \_\_\_\_\_

Manager's Signature: \_\_\_\_\_

*(when form is not completed by a manager)*





# REGIONAL DISTRICT OKANAGAN-SIMILKAMEEN

## Capital Project Carry Forward Form

Form #: CCF #77

Date: 10/13/23

Project Name: Breathing Apparatus

Location: Coalmont/Tulameen Firehall

GL Charge Code: 1401-5500

Date Project Started: \_\_\_\_\_

Approx % Complete to Date: \_\_\_\_\_ 66%

Approx % at Year End: \_\_\_\_\_

Total Expenditures to Date: \_\_\_\_\_ \$ 19,813.00

Anticipated Expenses at Year End: \_\_\_\_\_ \$ 19,813.00

What was budgeted for this project? \_\_\_\_\_ \$ 29,932.00

*\*Combination of active and carry forward cannot exceed budgeted amount*

**Description and  
Comments:**

Carrying forward any unused portion of the 2023 budget. It may be spent by year end but not sure yet.

Completed By: \_\_\_\_\_

Manager's Signature: \_\_\_\_\_

*(when form is not completed by a manager)*



# REGIONAL DISTRICT OKANAGAN-SIMILKAMEEN

## Capital Project Carry Forward Form

Form #: CCF #78

Date: 10/13/23

Project Name: Fire Hall

Location: Coalmont / Tulameen

GL Charge Code: 1401-5632

Date Project Started: \_\_\_\_\_

Approx % Complete to Date: 83%

Approx % at Year End: \_\_\_\_\_

Total Expenditures to Date: \$ 43,081.20

Anticipated Expenses at Year End: \_\_\_\_\_

What was budgeted for this project? \$ 51,501.88

*\*Combination of active and carry forward cannot exceed budgeted amount*

**Description and  
Comments:**

Carrying forward any unused portion of the 2023 budget. About 84% of the budget has been spent as of Oct 13,2023. Unsure if the rest will be spent by end of the year. Carrying forward just in case.

Completed By: \_\_\_\_\_

Manager's Signature: \_\_\_\_\_

*(when form is not completed by a manager)*



# REGIONAL DISTRICT OKANAGAN-SIMILKAMEEN

## Capital Project Carry Forward Form

Form #: CCF #79

Date: OG 13/23

Project Name: FIRE HALL CONSTRUCTION

Location: OKANAGAN FALLS

GL Charge Code: 1-2-1201-5500

Date Project Started: N/A

Approx % Complete to Date: \_\_\_\_\_

Approx % at Year End: \_\_\_\_\_

Total Expenditures to Date: \_\_\_\_\_

Anticipated Expenses at Year End: \_\_\_\_\_

What was budgeted for this project? 17703

\*Combination of active and carry forward cannot exceed budgeted amount

Description and  
Comments:

DO NOT KNOW  
STATUS OF THIS PROJECT

Completed By: Judy MORRIS

Manager's Signature: [Signature]  
(when form is not completed by a manager)



# REGIONAL DISTRICT OKANAGAN-SIMILKAMEEN

## Capital Project Carry Forward Form

Form #: CCF #80 Date: 09 13/23

Project Name: FIRE HALL CONSTRUCTION

Location: OKANAGAN FALLS

GL Charge Code: 1-2-1201-5501

Date Project Started: N/A

Approx % Complete to Date: \_\_\_\_\_

Approx % at Year End: \_\_\_\_\_

Total Expenditures to Date: \_\_\_\_\_

Anticipated Expenses at Year End: \_\_\_\_\_

What was budgeted for this project? 177935

\*Combination of active and carry forward cannot exceed budgeted amount

Description and  
Comments:

DO NOT KNOW  
STATUS OF THIS PROJECT

Completed By: JUDY MORRIS

Manager's Signature: X [Signature]  
(when form is not completed by a manager)



# REGIONAL DISTRICT OKANAGAN-SIMILKAMEEN

## Capital Project Carry Forward Form

Form #: CCF #81

Date: 10/18/23

Project Name: Pumper Truck

Location: Kaleden Fire Protection

GL Charge Code: 1-2-1601-5500

Date Project Started: \_\_\_\_\_

Approx % Complete to Date: \_\_\_\_\_

Approx % at Year End: \_\_\_\_\_

Total Expenditures to Date: \_\_\_\_\_ \$ 440.00

Anticipated Expenses at Year End: \_\_\_\_\_

What was budgeted for this project? \_\_\_\_\_ \$ 200,000.00

*\*Combination of active and carry forward cannot exceed budgeted amount*

Description and  
Comments: Carrying forward any portion of the unused 2023 budget.

Completed By: \_\_\_\_\_

Manager's Signature: \_\_\_\_\_

*(when form is not completed by a manager)*





# REGIONAL DISTRICT OKANAGAN-SIMILKAMEEN

## Capital Project Carry Forward Form

Form #: CCF #82

Date: 10/13/23

Project Name: Construction of Hall

Location: Apex Fire Department

GL Charge Code: 1-2-1901-5500

Date Project Started: \_\_\_\_\_

Approx % Complete to Date: 4%

Approx % at Year End: \_\_\_\_\_

Total Expenditures to Date: \$ 115,753.14

Anticipated Expenses at Year End: \_\_\_\_\_

What was budgeted for this project? \$ 2,850,000.00

*\*Combination of active and carry forward cannot exceed budgeted amount*

Description and  
Comments: Construction of Firehall

Completed By: \_\_\_\_\_

Manager's Signature: \_\_\_\_\_

*(when form is not completed by a manager)*





# REGIONAL DISTRICT OKANAGAN-SIMILKAMEEN

## Capital Project Carry Forward Form

Form #: CCF #83

Date: 10/18/23

Project Name: Purchase of Fire Truck

Location: Apex Fire Department

GL Charge Code: 1-2-1901-5501

Date Project Started: \_\_\_\_\_

Approx % Complete to Date: \_\_\_\_\_ 0%

Approx % at Year End: \_\_\_\_\_

Total Expenditures to Date: \_\_\_\_\_

Anticipated Expenses at Year End: \_\_\_\_\_

What was budgeted for this project? \_\_\_\_\_ \$ 150,000.00

*\*Combination of active and carry forward cannot exceed budgeted amount*

Description and  
Comments: Carrying forward unused funds for purchase of Fire Truck

Completed By: \_\_\_\_\_

Manager's Signature: \_\_\_\_\_

*(when form is not completed by a manager)*



# REGIONAL DISTRICT OKANAGAN-SIMILKAMEEN

## Capital Project Carry Forward Form

Form #: CCF #84

Date: 10/18/23

Project Name: \_\_\_\_\_

Location: Apex Fire Department

GL Charge Code: 1-2-1901-5503

Date Project Started: \_\_\_\_\_

Approx % Complete to Date: \_\_\_\_\_ 0%

Approx % at Year End: \_\_\_\_\_

Total Expenditures to Date: \_\_\_\_\_

Anticipated Expenses at Year End: \_\_\_\_\_

What was budgeted for this project? \_\_\_\_\_ \$ 25,000.00

*\*Combination of active and carry forward cannot exceed budgeted amount*

Description and  
Comments: Carrying forward unused funds for this project.

Completed By: \_\_\_\_\_

Manager's Signature: \_\_\_\_\_

*(when form is not completed by a manager)*



# REGIONAL DISTRICT OKANAGAN-SIMILKAMEEN

## Capital Project Carry Forward Form

Form #: CCF #085

Date: 10/27/23

Project Name: Naramata Satellite Fire Hall Development

Location: Naramata FD - 1501

GL Charge Code: 1701-5501

Date Project Started: \_\_\_\_\_

Approx % Complete to Date: \_\_\_\_\_

Approx % at Year End: \_\_\_\_\_

Total Expenditures to Date: \_\_\_\_\_ \$ 9.00

Anticipated Expenses at Year End: \_\_\_\_\_

What was budgeted for this project? \_\_\_\_\_ \$ 60,000.00

*\*Combination of active and carry forward cannot exceed budgeted amount*

**Description and  
Comments:**

Carrying forward any unspent portion of the 2023 budget of \$60K along with the \$183K already carried forward to 2024 from the 2022 Budget.

Completed By: \_\_\_\_\_

Manager's Signature: \_\_\_\_\_

*(when form is not completed by a manager)*



# REGIONAL DISTRICT OKANAGAN-SIMILKAMEEN

## Capital Project Carry Forward Form

Form #: CCF #86

Date: 10/27/23

Project Name: Marina Dredging

Location: Naramata FD

GL Charge Code: 1701-5502

Date Project Started: \_\_\_\_\_

Approx % Complete to Date: \_\_\_\_\_ 0

Approx % at Year End: \_\_\_\_\_

Total Expenditures to Date: \_\_\_\_\_ \$ 0.00

Anticipated Expenses at Year End: \_\_\_\_\_

What was budgeted for this project? \_\_\_\_\_ \$ 10,000.00

*\*Combination of active and carry forward cannot exceed budgeted amount*

Description and  
Comments:

Carrying forward unused portion of the 2023 budget to 2024.

Completed By: \_\_\_\_\_

Manager's Signature: \_\_\_\_\_

*(when form is not completed by a manager)*



# REGIONAL DISTRICT OKANAGAN-SIMILKAMEEN

## Capital Project Carry Forward Form

Form #: CCF #87

Date: 10/18/23

Project Name: Lion's Park Washroom Building Retrofit

Location: Oliver Rec - Parks - 7701

GL Charge Code: 1-2-7701-5504

Date Project Started: \_\_\_\_\_

Approx % Complete to Date: \_\_\_\_\_ 0

Approx % at Year End: \_\_\_\_\_ 0

Total Expenditures to Date: \_\_\_\_\_ \$ 0.00

Anticipated Expenses at Year End: \_\_\_\_\_

What was budgeted for this project? \_\_\_\_\_ \$ 340,614.00

*\*Combination of active and carry forward cannot exceed budgeted amount*

Description and  
Comments: Carry forward all of the unused funds for the project.

Completed By: \_\_\_\_\_

Manager's Signature: \_\_\_\_\_

*(when form is not completed by a manager)*



# REGIONAL DISTRICT OKANAGAN-SIMILKAMEEN

## Capital Project Carry Forward Form

Form #: CCF #88

Date: 10/18/23

Project Name: Kinsmen Park Playground Equipment Replacement

Location: Oliver Rec - Parks - 7701

GL Charge Code: 1-2-7701-5505

Date Project Started: \_\_\_\_\_

Approx % Complete to Date: \_\_\_\_\_ 0

Approx % at Year End: \_\_\_\_\_ 0

Total Expenditures to Date: \_\_\_\_\_ \$ 0.00

Anticipated Expenses at Year End: \_\_\_\_\_ \$ 0.00

What was budgeted for this project? \_\_\_\_\_ \$ 150,000.00

*\*Combination of active and carry forward cannot exceed budgeted amount*

Description and  
Comments: Carrying project to 2024.

Completed By: \_\_\_\_\_

Manager's Signature: \_\_\_\_\_

*(when form is not completed by a manager)*





# REGIONAL DISTRICT OKANAGAN-SIMILKAMEEN

## Capital Project Carry Forward Form

Form #: CCF #89

Date: 10/18/23

Project Name: Recreation Master Plan

Location: Oliver Rec - Shared - 5501

GL Charge Code: 1-2-7811-5501

Date Project Started: \_\_\_\_\_

Approx % Complete to Date: \_\_\_\_\_ 0

Approx % at Year End: \_\_\_\_\_ 0

Total Expenditures to Date: \_\_\_\_\_ \$ 0.00

Anticipated Expenses at Year End: \_\_\_\_\_ \$ 0.00

What was budgeted for this project? \_\_\_\_\_ \$ 75,000.00

*\*Combination of active and carry forward cannot exceed budgeted amount*

Description and  
Comments: Carrying project into 2024

Completed By: \_\_\_\_\_

Manager's Signature: \_\_\_\_\_

*(when form is not completed by a manager)*



# REGIONAL DISTRICT OKANAGAN-SIMILKAMEEN

## Capital Project Carry Forward Form

Form #: CCF #90

Date: 10/27/23

Project Name: Replace 65 lan wire drops to cat 6a

Location: Information Services

GL Charge Code: 1-2-0601-5503

Date Project Started: \_\_\_\_\_

Approx % Complete to Date: \_\_\_\_\_ 0

Approx % at Year End: \_\_\_\_\_ 0

Total Expenditures to Date: \_\_\_\_\_ \$ 0.00

Anticipated Expenses at Year End: \_\_\_\_\_ \$ 0.00

What was budgeted for this project? \_\_\_\_\_ \$ 25,000.00

*\*Combination of active and carry forward cannot exceed budgeted amount*

Description and  
Comments: Carrying forward unused budget

Completed By: \_\_\_\_\_

Manager's Signature: \_\_\_\_\_

*(when form is not completed by a manager)*



# REGIONAL DISTRICT OKANAGAN-SIMILKAMEEN

## Capital Project Carry Forward Form

Form #: CCF #91

Date: 10/27/23

Project Name: UPS Replacement

Location: Information Services

GL Charge Code: 1-2-0601-5504

Date Project Started: \_\_\_\_\_

Approx % Complete to Date: \_\_\_\_\_ 55%

Approx % at Year End: \_\_\_\_\_ 55%

Total Expenditures to Date: \_\_\_\_\_ \$ 10,000.00

Anticipated Expenses at Year End: \_\_\_\_\_ \$ 10,000.00

What was budgeted for this project? \_\_\_\_\_ \$ 18,000.00

*\*Combination of active and carry forward cannot exceed budgeted amount*

**Description and  
Comments:**

Carrying forward unused budget from 2023. The original budget from 2022 was \$18K. \$10K was spent in 2022.

Completed By: \_\_\_\_\_

Manager's Signature: \_\_\_\_\_

*(when form is not completed by a manager)*



# REGIONAL DISTRICT OKANAGAN-SIMILKAMEEN

## Capital Project Carry Forward Form

Form #: CCF #92

Date: 10/27/23

Project Name: Server Replacement

Location: \_\_\_\_\_

GL Charge Code: 1-2-0601-5505

Date Project Started: \_\_\_\_\_

Approx % Complete to Date: \_\_\_\_\_ 0

Approx % at Year End: \_\_\_\_\_ 0

Total Expenditures to Date: \_\_\_\_\_ \$ 0.00

Anticipated Expenses at Year End: \_\_\_\_\_ \$ 0.00

What was budgeted for this project? \_\_\_\_\_ \$ 16,000.00

*\*Combination of active and carry forward cannot exceed budgeted amount*

Description and  
Comments: Carrying forward unused budget from 2023.

Completed By: \_\_\_\_\_

Manager's Signature: \_\_\_\_\_

*(when form is not completed by a manager)*



# REGIONAL DISTRICT OKANAGAN-SIMILKAMEEN

## Capital Project Carry Forward Form

Form #: CCF #93

Date: 10/27/23

Project Name: Main Building Annex 1 and 2 Building - Data Wiring

Location: Information Services

GL Charge Code: 1-2-0601-5508

Date Project Started: \_\_\_\_\_

Approx % Complete to Date: \_\_\_\_\_ 0

Approx % at Year End: \_\_\_\_\_

Total Expenditures to Date: \_\_\_\_\_ \$ 0.00

Anticipated Expenses at Year End: \_\_\_\_\_

What was budgeted for this project? \_\_\_\_\_ \$ 25,000.00

*\*Combination of active and carry forward cannot exceed budgeted amount*

Description and  
Comments:

Carrying forward unused budget from 2023.

Completed By: \_\_\_\_\_

Manager's Signature: \_\_\_\_\_

*(when form is not completed by a manager)*



# REGIONAL DISTRICT OKANAGAN-SIMILKAMEEN

## Capital Project Carry Forward Form

Form #: CCF #94

Date: 10/27/23

Project Name: Main Building Annex 1 and 2 Building - Server Upgrade

Location: Information Services

GL Charge Code: 1-2-0601-5509

Date Project Started: \_\_\_\_\_

Approx % Complete to Date: 0

Approx % at Year End: \_\_\_\_\_

Total Expenditures to Date: \$ 0.00

Anticipated Expenses at Year End: \_\_\_\_\_

What was budgeted for this project? \$ 10,000.00

*\*Combination of active and carry forward cannot exceed budgeted amount*

Description and  
Comments:

Carrying forward unused budget from 2023.

Completed By: \_\_\_\_\_

Manager's Signature: \_\_\_\_\_

*(when form is not completed by a manager)*





# REGIONAL DISTRICT OKANAGAN-SIMILKAMEEN

## Capital Project Carry Forward Form

Form #: CCF #95

Date: 10/27/23

Project Name: Main Building, Annex 1 and 2 - LAN Switches

Location: Information Services

GL Charge Code: 1-2-0601-5511

Date Project Started: \_\_\_\_\_

Approx % Complete to Date: \_\_\_\_\_ 0

Approx % at Year End: \_\_\_\_\_

Total Expenditures to Date: \_\_\_\_\_ \$ 0.00

Anticipated Expenses at Year End: \_\_\_\_\_

What was budgeted for this project? \_\_\_\_\_ \$ 20,000.00

*\*Combination of active and carry forward cannot exceed budgeted amount*

Description and  
Comments:

Carrying forward unused budget from 2023.

Completed By: \_\_\_\_\_

Manager's Signature: \_\_\_\_\_

*(when form is not completed by a manager)*



# REGIONAL DISTRICT OKANAGAN-SIMILKAMEEN

## Capital Project Carry Forward Form

Form #: CCF #96

Date: 10/27/23

Project Name: WAN Infrastructure Upgrades Phase 2

Location: Information Services

GL Charge Code: 1-2-0601-5513

Date Project Started: \_\_\_\_\_

Approx % Complete to Date: 0

Approx % at Year End: \_\_\_\_\_

Total Expenditures to Date: \$ 0.00

Anticipated Expenses at Year End: \_\_\_\_\_

What was budgeted for this project? \$ 50,000.00

*\*Combination of active and carry forward cannot exceed budgeted amount*

Description and  
Comments: Carrying forward unused budget from 2023.

Completed By: \_\_\_\_\_

Manager's Signature: \_\_\_\_\_

*(when form is not completed by a manager)*



# REGIONAL DISTRICT OKANAGAN-SIMILKAMEEN

## Capital Project Carry Forward Form

Form #: CCF #97

Date: 10/27/23

Project Name: Security Panel Upgrades/Replacements for 30 Sites

Location: Information Services

GL Charge Code: 1-2-0601-5514

Date Project Started: \_\_\_\_\_

Approx % Complete to Date: \_\_\_\_\_ 0

Approx % at Year End: \_\_\_\_\_

Total Expenditures to Date: \_\_\_\_\_ \$ 0.00

Anticipated Expenses at Year End: \_\_\_\_\_

What was budgeted for this project? \_\_\_\_\_ \$ 120,000.00

*\*Combination of active and carry forward cannot exceed budgeted amount*

Description and  
Comments: Carrying forward unused budget from 2023.

Completed By: \_\_\_\_\_

Manager's Signature: \_\_\_\_\_  
*(when form is not completed by a manager)*



## Regional District of Okanagan-Similkameen

### 2024-2028 Schedule F.1

### **Individual Requisitions**

#### **City of Penticton**

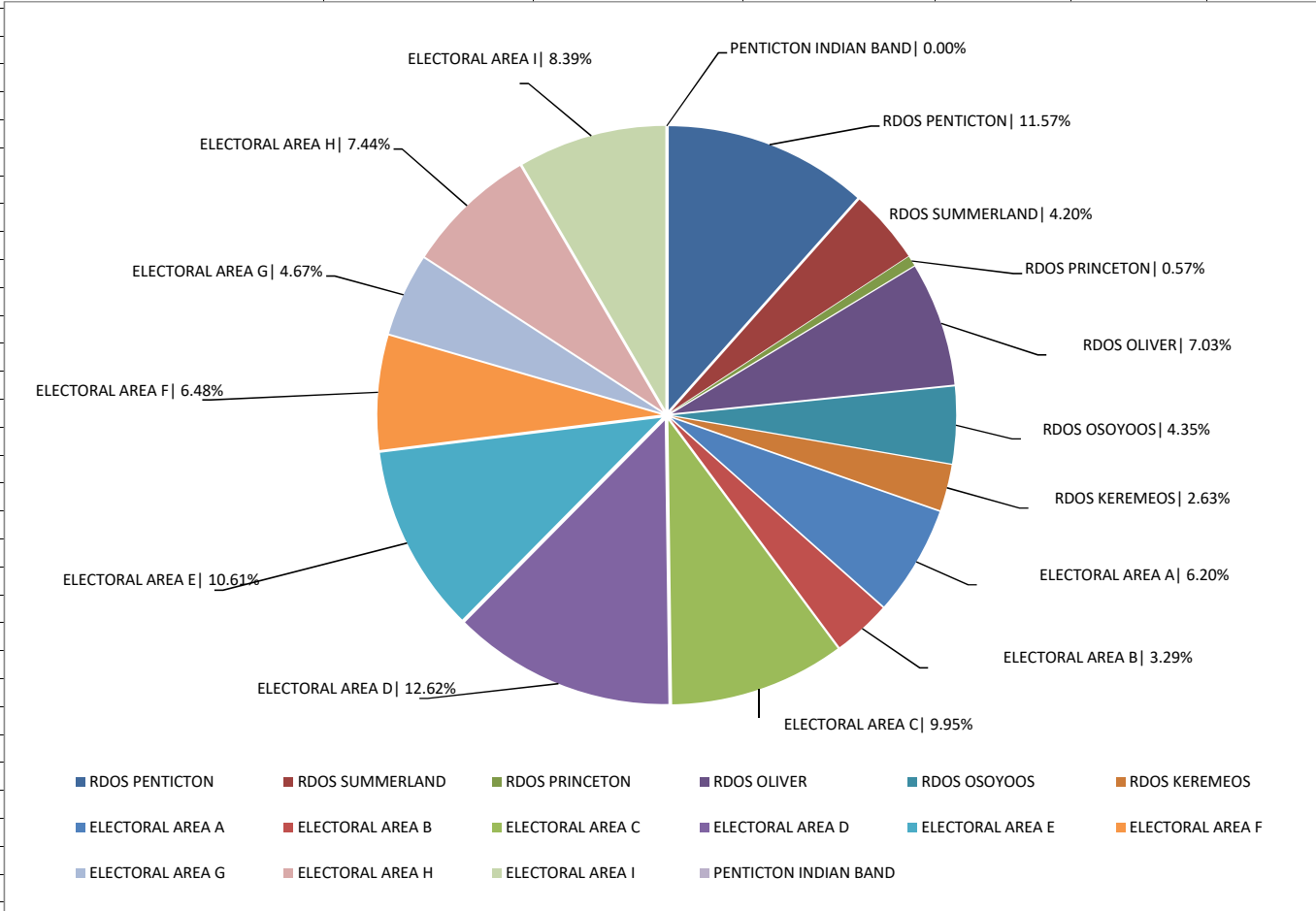
Included in this schedule:

- Summary of Tax Requisitions listing all jurisdictions
- Detail by specific jurisdictions
- Comparison of Tax Requisition by Municipality and Electoral Area
- Individual RDOS portion of tax per various property values\*
- 2024-2028 Operating budget which affect only the member Municipality / Electoral Area
- Capital projects which Penticton contributed funds (if applicable)

\*This comparison is a weighted average

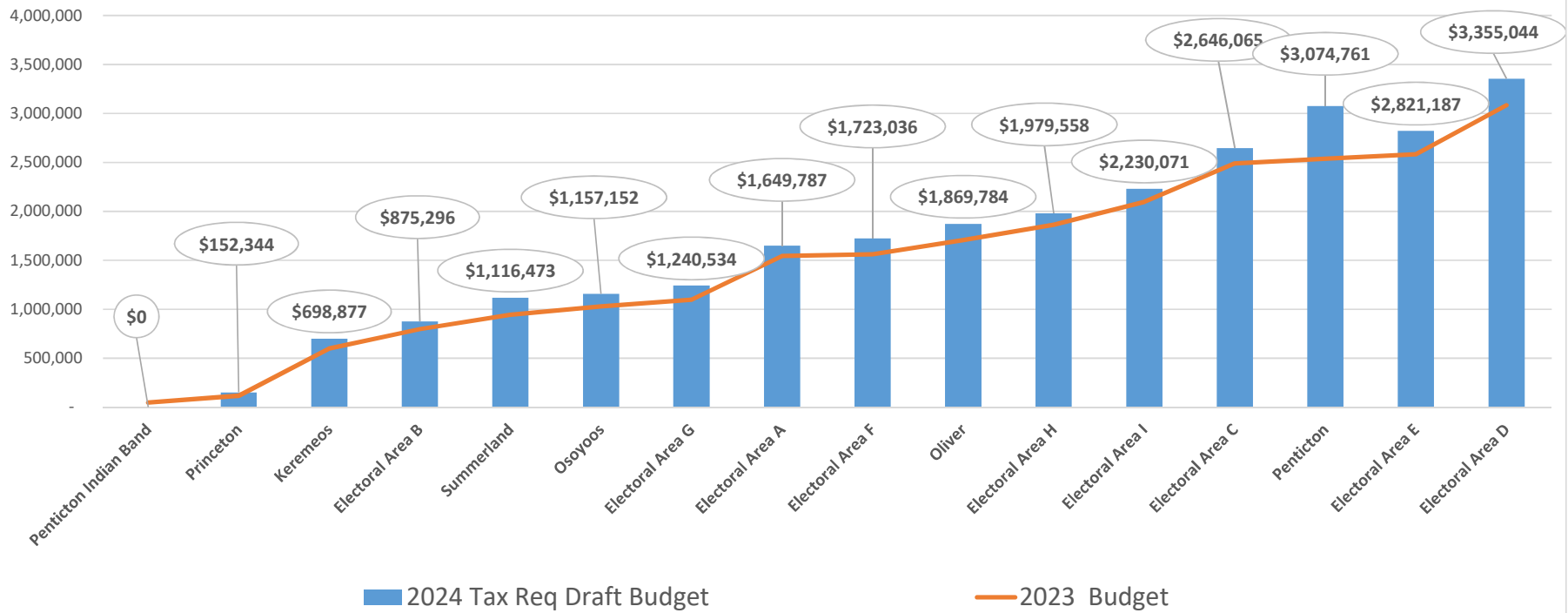
**REGIONAL DISTRICT OKANAGAN-SIMILKAMEEN  
2024 TOTAL REQUISITION SUMMARY**

	<u>2024</u>	<u>2023</u>	<u>\$ Change</u>	<u>% Change</u>	<u>Non-Market Growth %</u>	<u>Net Change %</u>
<b>RDOS PENTICTON</b>	\$ 3,074,761	\$ 2,537,608	\$ 537,153	21.17%	1.05%	20.12%
<b>RDOS SUMMERLAND</b>	1,116,473	944,706	171,767	18.18%	1.77%	16.41%
<b>RDOS PRINCETON</b>	152,344	116,462	35,882	30.81%	0.86%	29.95%
<b>RDOS OLIVER</b>	1,869,784	1,713,954	155,830	9.09%	1.44%	7.65%
<b>RDOS OSOYOOS</b>	1,157,152	1,030,070	127,082	12.34%	1.21%	11.13%
<b>RDOS KEREMEOS</b>	698,877	601,320	97,557	16.22%	1.07%	15.15%
	<b>8,069,392</b>	<b>6,944,120</b>	<b>1,125,272</b>	<b>16.20%</b>	<b>1.24%</b>	<b>14.96%</b>
<b>PENTICTON INDIAN BAND</b>	-	46,265	(46,265)	-100.00%		
<b>ELECTORAL AREA A</b>	1,649,787	1,541,512	108,275	7.02%	2.58%	4.44%
<b>ELECTORAL AREA B</b>	875,296	793,520	81,776	10.31%	5.35%	4.96%
<b>ELECTORAL AREA C</b>	2,646,065	2,478,883	167,182	6.74%	1.60%	5.14%
<b>ELECTORAL AREA D</b>	3,355,044	3,083,591	271,453	8.80%	0.99%	7.81%
<b>ELECTORAL AREA E</b>	2,821,187	2,587,328	233,859	9.04%	3.74%	5.30%
<b>ELECTORAL AREA F</b>	1,723,036	1,560,889	162,147	10.39%	1.54%	8.85%
<b>ELECTORAL AREA G</b>	1,240,534	1,097,296	143,238	13.05%	1.41%	11.64%
<b>ELECTORAL AREA H</b>	1,979,558	1,861,140	118,418	6.36%	2.10%	4.26%
<b>ELECTORAL AREA I</b>	2,230,071	2,097,712	132,359	6.31%	1.30%	5.01%
	<b>18,520,578</b>	<b>17,101,871</b>	<b>1,418,707</b>	<b>8.30%</b>	<b>2.04%</b>	<b>6.26%</b>
<b>TOTAL TAX REQUISITION FOR ALL BUDGETS</b>	<b>\$ 26,589,969</b>	<b>\$ 24,092,256</b>	<b>\$ 2,497,713</b>	<b>10.37%</b>	<b>1.49%</b>	<b>8.88%</b>



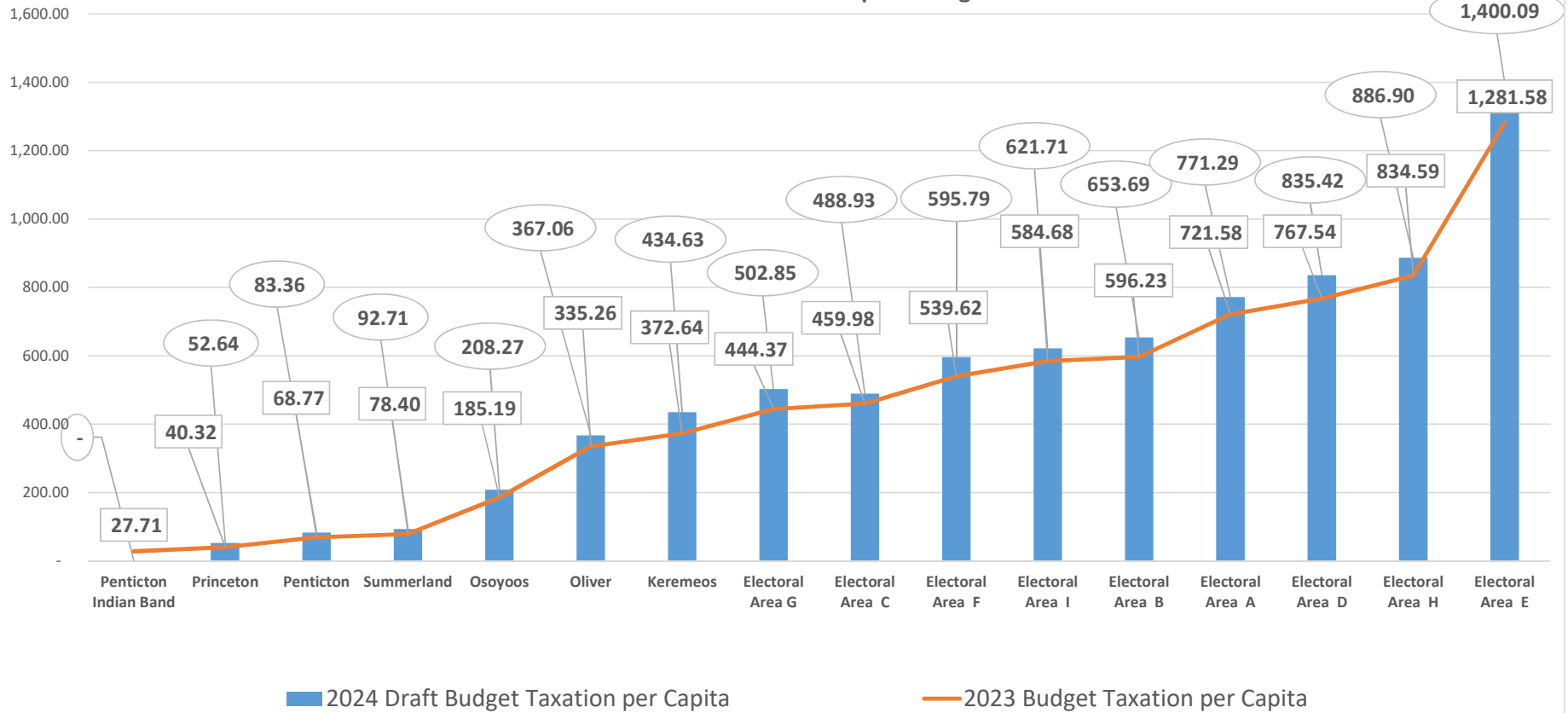
- RDOS PENTICTON
- RDOS SUMMERLAND
- RDOS PRINCETON
- RDOS OLIVER
- RDOS OSOYOOS
- RDOS KEREMEOS
- ELECTORAL AREA A
- ELECTORAL AREA B
- ELECTORAL AREA C
- ELECTORAL AREA D
- ELECTORAL AREA E
- ELECTORAL AREA F
- ELECTORAL AREA G
- ELECTORAL AREA H
- ELECTORAL AREA I
- PENTICTON INDIAN BAND

### RDOS 2024 Tax Requisition as at First Reading - Comparison to 2023 Requisition by Member Municipality and Electoral - At Adoption

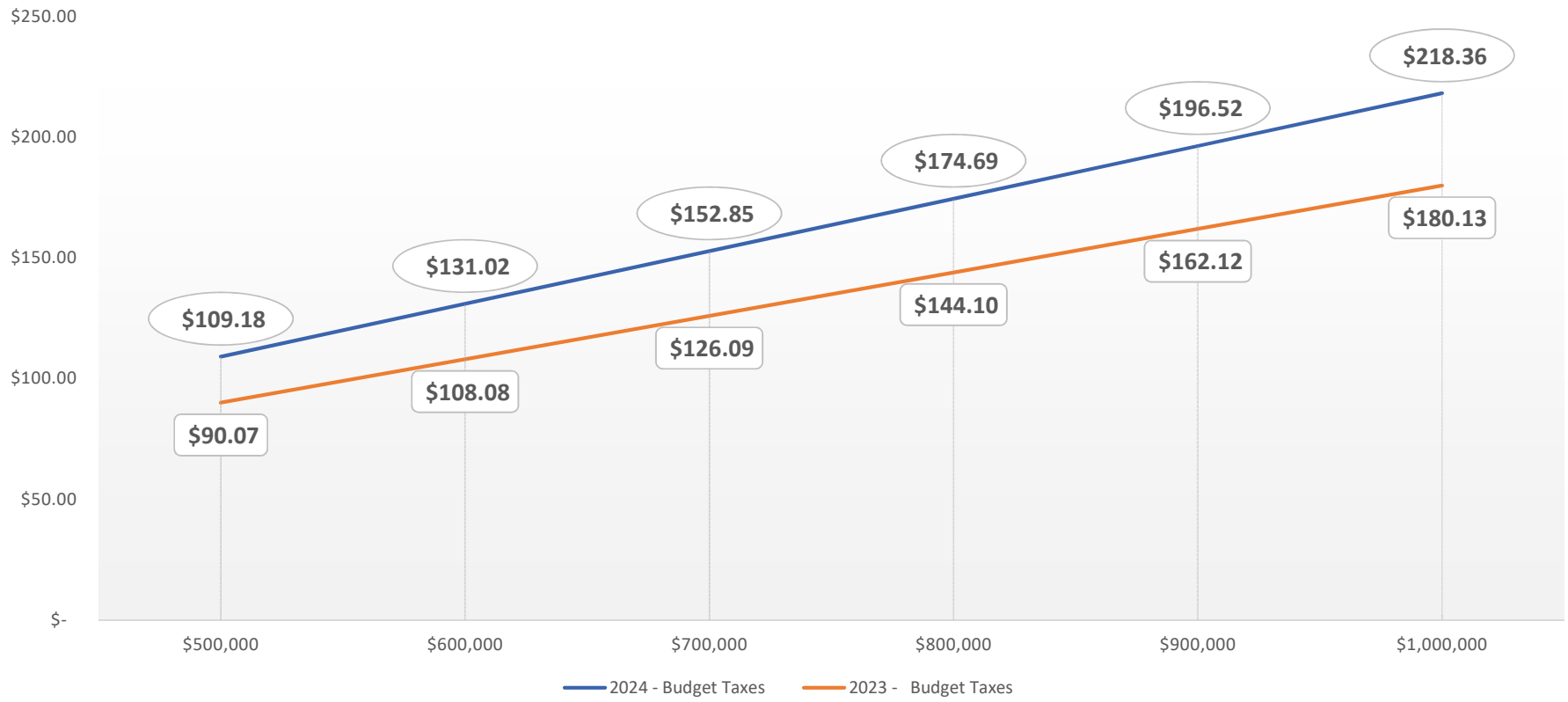




**RDOS 2024 Taxation Per Capita Comparison as at First Reading - Comparison to 2023 by Member Municipality and Electoral Area - Adopted Budget**



### RDOS 2024 Tax Requisition as at First Reading - Comparison for Various Property Values City of Penticton





**Regional District of Okanagan-Similkameen  
2024-2028 Operational Financial Plan  
GENERAL GOVERNMENT - 0100**

SLP, 1966 - No Tax Limit

		2023 Budget	2024 Budget	2025 Budget	2026 Budget	2027 Budget	2028 Budget
<b>No Tax Limit</b>		<b>No Tax Limit</b>	<b>No Tax Limit</b>	<b>No Tax Limit</b>	<b>No Tax Limit</b>	<b>No Tax Limit</b>	<b>No Tax Limit</b>
<b>Revenue</b>		<b>7.05%</b>	<b>36.51%</b>	<b>9.93%</b>	<b>3.21%</b>	<b>2.85%</b>	<b>2.85%</b>
TAX REQUISITION		1,612,212	2,200,765	2,419,219	2,496,980	2,568,023	2,641,328
GRANT IN LIEU OF TAXES		5,101	5,101	5,101	5,101	5,101	5,101
RECOVERIES - FOI			400	400	400	400	400
INTEREST INCOME		128,533	-	-	-	-	-
TRANSFER FROM OPERATIONAL RESERVE		57,000	80,000	80,000	80,000	80,000	80,000
MISCELLANEOUS REVENUE		10,201	5,000	5,000	5,000	5,000	5,000
PRIOR YEARS SURPLUS		349,206	-	-	-	-	-
<b>Total Revenue</b>		<b>\$ 2,162,253</b>	<b>\$ 2,291,266</b>	<b>\$ 2,509,720</b>	<b>\$ 2,587,481</b>	<b>\$ 2,658,524</b>	<b>\$ 2,731,829</b>
<b>Expense</b>							
SALARIES & WAGES		1,031,527	1,156,722	1,194,003	1,232,557	1,272,320	1,313,491
NEW FTE AS AUTHORIZED BY THE BOARD SALARIES & WAGES		29,722	256,687	412,739	421,252	429,942	438,820
SALARIES & WAGES - CRIME STOPPERS		92,000	92,500	92,500	92,500	92,500	92,500
HONORARIUMS - DIRECTORS		377,235	416,000	426,060	437,060	447,987	459,186
HONORARIUMS - CHAIRMAN		42,768	44,710	46,275	47,894	49,571	51,306
HONORARIUMS - VICE CHAIRMAN		7,993	8,177	8,463	8,759	9,065	9,383
<b>ADMINISTRATION CHARGE</b>		<b>99,666</b>	<b>133,732</b>	<b>146,987</b>	<b>151,015</b>	<b>155,226</b>	<b>159,570</b>
EDUCATION & TRAINING			1,200	1,242	1,285	1,330	1,377
INSURANCE - PROPERTY		4,467	6,500	6,728	6,963	7,207	7,459
INSURANCE - LIABILITY		31,181	42,000	43,470	44,991	46,566	48,196
SUPPLIES - BOARD DINNERS		25,000	27,000	27,945	28,923	29,935	30,983
ASSET MANAGEMENT SOFTWARE			33,238	34,568	34,568	35,951	37,389
TRAVEL - STAFF		10,302	12,000	12,360	12,731	13,113	13,506
TRAVEL - UBCM & OMMA CONVENTION			-	-	-	-	-
TRAVEL - BOARD		15,453	16,000	16,480	16,974	17,484	18,008
BOARD STAFF RECOGNITION			10,000	10,300	10,609	10,927	11,255
INTERNAL DEBT PRINCIPAL & INTEREST (SYR RESERVE BORROWING)			9,800	19,600	29,400	29,400	29,400
TRANSFER FROM OPERATIONAL RESERVE		349,206	-	-	-	-	-
TRANSFER TO DEPOSIT ACCOUNT		10,302	10,000	10,000	10,000	10,000	10,000
REGIONAL GRANT IN AID - Ha Ha Ha Kidz Fest		5,000	-	-	-	-	-
REGIONAL GRANT IN AID - Okanagan Similkameen Conservation Alliance		3,500	-	-	-	-	-
REGIONAL GRANT IN AID - South Okanagan Immigrant and Community Services		3,500	-	-	-	-	-
REGIONAL GRANT IN AID - Community Wellness Circle							
REGIONAL GRANT IN AID - Peach City Community Radio Society		5,250	-	-	-	-	-
REGIONAL GRANT IN AID - DB Foundation for Health Research			5,000	-	-	-	-
CARBON MITIGATION EXPENSE		6,181	-	-	-	-	-
SAFETY TRACKING - VEHICLES		12,000	-	-	-	-	-
<b>Total Expenses</b>		<b>\$ 2,162,253</b>	<b>\$ 2,291,266</b>	<b>\$ 2,509,720</b>	<b>\$ 2,587,481</b>	<b>\$ 2,658,524</b>	<b>\$ 2,731,829</b>



**Regional District of Okanagan-Similkameen  
2024-2028 Operational Financial Plan  
INVASIVE SPECIES (formerly noxious weeds) - 0200**

BL 2065.02, 2021 - Maximum Levy

		2023 Budget	2024 Budget	2025 Budget	2026 Budget	2027 Budget	2028 Budget
<b>\$</b>		<b>68,750</b>					
	<b>Revenue</b>	<b>REVIEW SOON</b>	<b>REVIEW REQUIRED</b>	<b>REVIEW REQUIRED</b>	<b>REVIEW REQUIRED</b>	<b>REVIEW REQUIRED</b>	<b>REVIEW REQUIRED</b>
		4.87%	34.96%	3.42%	3.43%	3.42%	3.42%
TAX REQUISITION		66,360	89,562	92,622	95,797	99,073	102,465
GRANT IN LIEU OF TAXES		93	96	100	103	107	110
TRANSFER FROM OPERATIONAL RESERVES		22,003	-	-	-	-	-
PROVINCIAL GRANTS		12,000	12,420	12,855	13,305	13,770	14,252
<b>Total Revenue</b>		<b>\$ 100,456</b>	<b>\$ 102,078</b>	<b>\$ 105,577</b>	<b>\$ 109,205</b>	<b>\$ 112,950</b>	<b>\$ 116,827</b>
	<b>Expense</b>						
SALARIES & WAGES		12,117	13,490	13,892	14,312	14,739	15,182
SALARIES & WAGES		-	-	-	-	-	-
ADMINISTRATION CHARGE		3,339	3,718	3,845	3,978	4,114	4,255
CONSULTANTS		50,000	51,750	53,561	55,436	57,376	59,384
CONSULTANTS - ABATEMENT PROGRAM		32,000	33,120	34,279	35,479	36,721	38,006
TRANSFER TO OPERATING RESERVE		3,000	-	-	-	-	-
<b>Total Expenses</b>		<b>\$ 100,456</b>	<b>\$ 102,078</b>	<b>\$ 105,577</b>	<b>\$ 109,205</b>	<b>\$ 112,950</b>	<b>\$ 116,827</b>



**Regional District of Okanagan-Similkameen  
2024-2028 Operational Financial Plan  
911 EMERGENCY CALL SYSTEM - 0400**

BI 1095 & 1096 - No Tax Limit

		2023 Budget	2024 Budget	2025 Budget	2026 Budget	2027 Budget	2028 Budget
<b>No Tax Limit</b>		<b>No Tax Limit</b>	<b>No Tax Limit</b>	<b>No Tax Limit</b>	<b>No Tax Limit</b>	<b>No Tax Limit</b>	<b>No Tax Limit</b>
	<b>Revenue</b>	10.27%	19.71%	2.74%	2.75%	2.77%	-9.81%
	TAX REQUISITION	1,089,450	1,304,207	1,340,007	1,376,887	1,414,981	1,276,188
	GRANT IN LIEU OF TAXES	1,880	1,899	1,918	2,000	2,050	2,100
	PRIOR YEARS SURPLUS	21,550	17,466	-	-	-	-
	<b>Total Revenue</b>	<b>\$ 1,112,880</b>	<b>\$ 1,323,572</b>	<b>\$ 1,341,925</b>	<b>\$ 1,378,887</b>	<b>\$ 1,417,031</b>	<b>\$ 1,278,288</b>
	<b>Expense</b>						
	SALARIES & WAGES	105,466	107,629	111,257	115,002	118,876	122,887
	SALARIES & WAGES		18,772	19,341	19,928	20,526	21,142
	ADMINISTRATION CHARGES	31,343	37,439	38,627	39,853	41,118	42,424
	SITE & RADIO MAINTENANCE - ANNUAL CONTRACTS	25,486	25,613	26,433	27,279	28,152	29,053
	UNSCHEDULED MTNCE - FIREHALLS	10,483	15,000	15,480	15,975	16,486	17,014
	UNSCHEDULED MAINTENANCE - TOWERS	15,453	15,000	15,480	15,975	16,486	17,014
	OP - EQPT RENTAL - TRANSMITTER LEASE & M	93,873	110,000	113,520	117,153	120,902	124,771
	CONTRACTS - CENTRAL FIRE Dispatch	377,733	411,957	425,140	438,744	452,784	467,273
	CONTRACTS - OTHER RD - CORD - CENTRAL DI	195,894	199,812	206,206	212,805	219,615	226,643
	INSURANCE - PROPERTY	9,710	9,904	9,954	10,004	10,054	10,104
	INSURANCE - LIABILITY	5,500	5,638	5,666	5,694	5,722	5,751
	LEGAL FEES	3,000	3,000	3,096	3,195	3,297	3,403
	UHF AND VHF RADIO LICENSES	15,724	18,000	18,576	19,170	19,783	20,416
	UTILITIES - TELEPHONE	24,992	25,117	25,921	26,750	27,606	28,489
	DEBT INTEREST (Bylaw 2780/2623)	47,256	47,256	47,256	47,256	47,256	-
	DEBT PRINCIPAL (Bylaw 2780/2623)	130,864	130,864	130,864	130,864	130,864	-
	TRANSFER TO RESERVE CAPITAL	5,000	75,000	77,400	79,877	82,433	85,071
	TRANSFER TO RESERVES RE INTEREST	103	105	108	111	115	119
	TRANSFER TO OPERATING RESERVE	5,000	42,466	25,800	26,626	27,478	28,357
	CONTINGENCY	10,000	25,000	25,800	26,626	27,478	28,357
	<b>Total Expenses</b>	<b>\$ 1,112,880</b>	<b>\$ 1,323,572</b>	<b>\$ 1,341,925</b>	<b>\$ 1,378,887</b>	<b>\$ 1,417,031</b>	<b>\$ 1,278,288</b>



**Regional District of Okanagan-Similkameen  
2024-2028 Operational Financial Plan  
EMERGENCY PLANNING - 0410**

BL 2322, 2004 - No Tax Limit

	2023 Budget	2024 Budget	2025 Budget	2026 Budget	2027 Budget	2028 Budget
<b>No Tax Limit</b>	<b>No Tax Limit</b>	<b>No Tax Limit</b>	<b>No Tax Limit</b>	<b>No Tax Limit</b>	<b>No Tax Limit</b>	<b>No Tax Limit</b>
<b>Revenue</b>	<b>0.40%</b>	<b>114.64%</b>	<b>3.71%</b>	<b>-1.04%</b>	<b>2.05%</b>	<b>1.59%</b>
TAX REQUISITION	366,922	787,555	816,763	808,256	824,807	837,880
GRANT IN LIEU OF TAXES	550	555	561	570	575	600
TRANSFER FROM OPERATING RESERVE	60,000	-	-	-	-	-
PROVINCIAL GRANTS (Carry Forward)	1,266,103	1,583,024	-	-	-	-
PROV GRANTS - UBCM CRI	-	100,000	-	-	-	-
PRIOR YEARS SURPLUS	40,560	-	-	-	-	-
<b>Total Revenue</b>	<b>\$ 1,734,135</b>	<b>\$ 2,471,134</b>	<b>\$ 817,324</b>	<b>\$ 808,826</b>	<b>\$ 825,382</b>	<b>\$ 838,480</b>
<b>Expense</b>						
SALARIES & WAGES	136,154	178,576	184,291	190,195	196,285	202,585
SALARIES & WAGES		235,802	299,734	283,784	291,480	299,387
HONORARIUMS	7,085	7,120	7,156	7,192	7,228	7,264
ADMINISTRATION CHARGES	56,237	79,409	37,029	36,610	37,394	38,011
IT SUPPORT COSTS	3,500	3,605	3,713	3,825	3,939	4,057
FLOOD HAZARD RIKS ASSESSMENT - CF	-	100,000	-	-	-	-
UBCM CEPF - EMERGENCY SUPPORT SERVICES GRANT CF	89,750	-	-	-	-	-
UBCM CRI - FIRESMART GRANT STREAM 1 (OPERATIONS CF)	355,038	-	-	-	-	-
FIRESMART GRANT STREAM 1 (OPERATIONS)	-	240,997	-	-	-	-
EOC SANDBAG OPERATIONS	15,000	15,000	15,075	15,150	15,226	15,302
UBCM - CRI - FIRESMART GRANT STREAM (STAFFING) 2022 GRANT	406,020	-	-	-	-	-
UBCM - CRI - FIRESMART GRANT STREAM (STAFFING) 2022 GRANT	98,130	-	-	-	-	-
UBCM CEPR HEAT PREPAREDNESS CF	300,000	300,000	-	-	-	-
2023 CEPF UCBM GRANT CF	-	117,000	-	-	-	-
2023 EOC CEPF UBCM GRANT EXPENSE CF	-	112,790	-	-	-	-
2023 UBCM CRI FIRESMART GRANT CF	-	200,000	-	-	-	-
2023 CRI FIRESMART GRANT - AREA "A" CF	-	49,997	-	-	-	-
2023 CRI FIRESMART GRANT - AREA "B" CF	-	45,320	-	-	-	-
2023 CRI FIRESMART GRANT - AREA "C" CF	-	45,320	-	-	-	-
2023 CRI FIRESMART GRANT - AREA "D" CF	-	45,320	-	-	-	-
2023 CRI FIRESMART GRANT - AREA "E" CF	-	45,320	-	-	-	-
2023 CRI FIRESMART GRANT - AREA "F" CF	-	45,320	-	-	-	-
2023 CRI FIRESMART GRANT - AREA "G" CF	-	45,320	-	-	-	-
2023 CRI FIRESMART GRANT - AREA "H" CF	-	50,000	-	-	-	-
2023 CRI FIRESMART GRANT - AREA "I" CF	-	45,320	-	-	-	-
2023 E-911 GRANT	-	45,000	-	-	-	-
2024 CEPF DISASTER RISK REDUCTION GRANT	-	150,000	-	-	-	-
CONSULTANTS	4,000	4,080	4,100	4,121	4,142	4,163
AGREEMENT - REGIONAL SEARCH & RESCUE	71,500	90,000	90,450	90,902	91,357	91,814
OPERATIONAL SUPPORT ANIMAL EMERGENCY RESPONSE	10,000	15,000	15,075	15,150	15,226	15,302
REVIEW OF EMERGENCY PROGRAM	60,000	-	-	-	-	-
EDUCATION & TRAINING	25,502	25,630	25,758	25,887	26,016	26,146
EOC SUPPLIES	7,000	8,000	8,040	8,080	8,120	8,161
EQUIPMENT	5,239	5,000	5,050	5,100	5,150	5,200
EQUIPEMENT - SOFTWARE		26,000	26,100	26,200	26,300	26,400
INSURANCE - LIABILITY	3,000	3,060	3,121	3,184	3,247	-
INSURANCE - VEHICLE	900	3,000	3,015	3,030	3,045	3,060
LEGAL FEES	1,000	1,000	1,000	1,000	1,000	1,000
SUPPLIES	1,500	3,500	3,515	3,530	3,545	3,550
EOC SUPPLIES	10,000	10,000	10,050	10,100	10,151	10,202
SUPPLIES - MEALS	1,000	1,020	1,040	1,061	1,082	1,087
TRAVEL/LEASING	7,000	7,140	7,283	7,428	7,577	7,578
UTILITIES - TELEPHONE	4,020	5,500	5,528	5,556	5,584	5,612
TRANSFER TO OPERATING RESERVE	40,560	45,368	45,595	45,823	46,052	46,282
EMERGENCY SOCIAL SERVICES	15,000	15,300	15,606	15,918	16,236	16,317
<b>Total Expenses</b>	<b>\$ 1,734,135</b>	<b>\$ 2,471,134</b>	<b>\$ 817,324</b>	<b>\$ 808,826</b>	<b>\$ 825,382</b>	<b>\$ 838,480</b>





**Regional District of Okanagan-Similkameen  
2024-2028 Operational Financial Plan  
ILLEGAL DUMPING - 4250**

**BI 2184 - Maximum Levy**

		2023 Budget	2024 Budget	2025 Budget	2026 Budget	2027 Budget	2028 Budget
\$		<b>25,000</b>					
	<b>Revenue</b>	<b>REVIEW REQUIRED</b>	<b>REVIEW REQUIRED</b>	<b>REVIEW REQUIRED</b>	<b>REVIEW REQUIRED</b>	<b>REVIEW REQUIRED</b>	<b>REVIEW REQUIRED</b>
		0.92%	12.61%	2.40%	2.43%	2.44%	2.47%
TAX REQUISITION		35,882	40,407	41,378	42,384	43,417	44,491
PRIOR YEARS SURPLUS		4,325	-	-	-	-	-
<b>Total Revenue</b>		<b>\$ 40,207</b>	<b>\$ 40,407</b>	<b>\$ 41,378</b>	<b>\$ 42,384</b>	<b>\$ 43,417</b>	<b>\$ 44,491</b>
	<b>Expense</b>						
SALARIES & WAGES		16,456	19,300	19,886	20,493	21,115	21,762
SALARIES & WAGES			186	192	199	205	211
ADMINISTRATION CHARGES		932	1,108	1,143	1,180	1,217	1,256
CONTRACT SERVICES		3,000	3,000	3,105	3,214	3,326	3,443
CONTRACT SERVICES - TIPPING FEES		5,500	5,500	5,693	5,892	6,098	6,312
INSURANCE - LIABILITY		152	152	157	163	169	174
ADVERTISING - PUBLIC EDUCATION		761	761	788	815	844	874
TRAVEL/LEASING		406	400	414	428	443	459
TRANSFER TO OPERATING RESERVE		13,000	10,000	10,000	10,000	10,000	10,000
<b>Total Expenses</b>		<b>\$ 40,207</b>	<b>\$ 40,407</b>	<b>\$ 41,378</b>	<b>\$ 42,384</b>	<b>\$ 43,417</b>	<b>\$ 44,491</b>



**Regional District of Okanagan-Similkameen  
2024-2028 Operational Financial Plan  
SOLID WASTE MANAGEMENT - 4300**

1899.02, 2012 - Assessment

	2023 Budget	2024 Budget	2025 Budget	2026 Budget	2027 Budget	2028 Budget
<b>\$</b>	<b>367,237</b>					
	<b>Compliant</b>	<b>Compliant</b>	<b>Compliant</b>	<b>Compliant</b>	<b>Compliant</b>	<b>Compliant</b>
<b>Revenue</b>	<b>11.36%</b>	<b>-37.59%</b>	<b>8.68%</b>	<b>2.57%</b>	<b>2.56%</b>	<b>2.59%</b>
TAX REQUISITION	280,633	175,156	190,364	195,252	200,259	205,453
TRANSFER FROM OPERATING RESERVE	7,086	245,000	-	-	-	-
PRIOR YEARS SURPLUS	250,000	245,000	-	-	-	-
<b>Total Revenue</b>	<b>\$ 537,719</b>	<b>\$ 665,156</b>	<b>\$ 190,364</b>	<b>\$ 195,252</b>	<b>\$ 200,259</b>	<b>\$ 205,453</b>
<b>Expense</b>						
SALARIES & WAGES	120,620	107,922	111,216	114,645	118,143	121,776
NEW FTE AS AUTHORIZED BY THE BOARD SALARIES & WAGES	27,008	182	188	195	201	207
ADMINISTRATION CHARGES	9,393	8,404	9,134	9,369	9,609	9,858
CONSULTANTS CF	250,000	245,000				
CONSULTANTS			30,000	30,000	30,000	30,000
CONTRACTOR - WEBSITE EXCHANGE SITE	8,120	8,120	8,404	8,698	9,003	9,318
MEMBERSHIP & DUES	3,986	4,555	4,714	4,879	5,050	5,227
FOOD COMPOSTING EDUCATION	25,000	25,000	5,000	5,000	5,000	5,000
INSURANCE - LIABILITY	773	773	800	828	857	887
LEGAL FEES	100	100	104	107	111	115
SUPPLIES	2,000	2,000	2,070	2,142	2,217	2,295
BEAR SMART EXPENSES	9,500	16,600	17,181	17,782	18,405	19,049
BEAR SMART EXPENSES	7,086	-	-	-	-	-
BEAR SMART EXPENSES	1,500	1,500	1,553	1,607	1,663	1,721
TRANSFER TO OPERATING RESERVE	72,633	245,000	-	-	-	-
<b>Total Expenses</b>	<b>\$ 537,719</b>	<b>\$ 665,156</b>	<b>\$ 190,364</b>	<b>\$ 195,252</b>	<b>\$ 200,259</b>	<b>\$ 205,453</b>



**Regional District of Okanagan-Similkameen  
2024-2028 Operational Financial Plan  
ENVIRONMENTAL CONSERVATION - 5010**

RG 734, RG735 C714,z714,714I,714D, 714A 714C 718E 555,BL 2690, 2016

		2023 Budget	2024 Budget	2025 Budget	2026 Budget	2027 Budget	2028 Budget
\$		640,371					
	<b>Revenue</b>	<b>Compliant</b>	<b>Compliant</b>	<b>Compliant</b>	<b>Compliant</b>	<b>Compliant</b>	<b>Compliant</b>
		-0.07%	-0.17%	0.00%	0.00%	0.00%	0.00%
TAX REQUISITION		449,783	449,036	449,035	449,036	449,035	449,035
<b>Total Revenue</b>		<b>\$ 449,783</b>	<b>\$ 449,036</b>	<b>\$ 449,035</b>	<b>\$ 449,036</b>	<b>\$ 449,035</b>	<b>\$ 449,035</b>
	<b>Expense</b>						
ADMINISTRATION CHARGE		11,656	12,379	12,379	12,379	12,379	12,379
OPERATIONS		39,585	40,179	40,781	41,393	42,221	43,000
GRANTS		398,542	396,478	395,875	395,264	394,435	393,656
<b>Total Expenses</b>		<b>\$ 449,783</b>	<b>\$ 449,036</b>	<b>\$ 449,035</b>	<b>\$ 449,036</b>	<b>\$ 449,035</b>	<b>\$ 449,035</b>



**Regional District of Okanagan-Similkameen  
2024-2028 Operational Financial Plan  
RGS - SUB REGIONAL - 5020**

**BL 2421 & 2770 - No Tax Limit**

		2023 Budget	2024 Budget	2025 Budget	2026 Budget	2027 Budget	2028 Budget
<b>No Tax Limit</b>							
	<b>Revenue</b>	<b>No Tax Limit</b>	<b>No Tax Limit</b>	<b>No Tax Limit</b>	<b>No Tax Limit</b>	<b>No Tax Limit</b>	<b>No Tax Limit</b>
		8.89%	14.65%	2.99%	2.97%	2.88%	4.61%
TAX REQUISITION		45,305	51,943	53,494	55,085	56,674	59,286
<b>Total Revenue</b>		<b>\$ 45,305</b>	<b>\$ 51,943</b>	<b>\$ 53,494</b>	<b>\$ 55,085</b>	<b>\$ 56,674</b>	<b>\$ 59,286</b>
	<b>Expense</b>						
SALARIES & WAGES		30,553	36,412	37,522	38,661	39,840	41,055
SALARIES & WAGES			64	66	68	70	72
<b>ADMINISTRATION CHARGES</b>		<b>1,552</b>	<b>1,892</b>	<b>1,948</b>	<b>2,006</b>	<b>2,064</b>	<b>2,159</b>
CONSULTANTS		10,000	10,250	10,506	10,769	11,000	12,000
INSURANCE - LIABILITY		200	250	300	350	400	500
SUPPLIES		1,000	1,025	1,051	1,077	1,100	1,200
ADVERTISING		2,000	2,050	2,101	2,154	2,200	2,300
<b>Total Expenses</b>		<b>\$ 45,305</b>	<b>\$ 51,943</b>	<b>\$ 53,494</b>	<b>\$ 55,085</b>	<b>\$ 56,674</b>	<b>\$ 59,286</b>



**Regional District of Okanagan-Similkameen  
2024-2028 Operational Financial Plan  
NUISANCE CONTROL (Regional Service) - 5550**

BL 2198.01, 2008 - Maximum Tax Limit

		2023 Budget	2024 Budget	2025 Budget	2026 Budget	2027 Budget	2028 Budget
\$	<b>31,250</b>	<b>Compliant</b>	<b>Compliant</b>	<b>Compliant</b>	<b>Compliant</b>	<b>Compliant</b>	<b>Compliant</b>
	<b>Revenue</b>	<b>-8.13%</b>	<b>9.28%</b>	<b>0.00%</b>	<b>0.00%</b>	<b>0.00%</b>	<b>0.00%</b>
	TAX REQUISITION	23,742	25,945	25,945	25,945	25,945	25,945
	TRANSFER FROM OPERATING RESERVE	2,143	-	-	-	-	-
	PRIOR YEARS SURPLUS	2	-	-	-	-	-
	<b>Total Revenue</b>	\$ 25,887	\$ 25,945	\$ 25,945	\$ 25,945	\$ 25,945	\$ 25,945
	<b>Expense</b>						
	ADMINISTRATION CHARGES	887	945	945	945	945	945
	OP - SW - STARLING CONTROL	25,000	25,000	25,000	25,000	25,000	25,000
	<b>Total Expenses</b>	\$ 25,887	\$ 25,945	\$ 25,945	\$ 25,945	\$ 25,945	\$ 25,945



**Regional District of Okanagan-Similkameen  
2024-2028 Operational Financial Plan  
DESTRUCTION OF PESTS - PENTICTON - 5600**

		2023 Budget	2024 Budget	2025 Budget	2026 Budget	2027 Budget	2028 Budget
<b>No Tax Limit</b>		<b>No Tax Limit</b>	<b>No Tax Limit</b>	<b>No Tax Limit</b>	<b>No Tax Limit</b>	<b>No Tax Limit</b>	<b>No Tax Limit</b>
	<b>Revenue</b>	<b>-127.25%</b>	<b>-332.02%</b>	<b>3.31%</b>	<b>3.06%</b>	<b>3.25%</b>	<b>3.24%</b>
CONTRACT - PENTICTON		(891)	2,067	2,136	2,201	2,273	2,346
TRANSFER FROM OPERATIONAL RESERVES		4,263	-	-	-	-	-
PRIOR YEARS SURPLUS		2,343	-	-	-	-	-
<b>Total Revenue</b>		<b>\$ 5,715</b>	<b>\$ 2,067</b>	<b>\$ 2,136</b>	<b>\$ 2,201</b>	<b>\$ 2,273</b>	<b>\$ 2,346</b>
	<b>Expense</b>						
SALARIES & WAGES		1,130	1,058	1,090	1,122	1,156	1,190
ADMINISTRATION CHARGES		109	75	78	80	83	85
OPERATIONS - HEALTH & SAFETY		50	52	54	55	57	59
CONTRACT SERVICES - SPRAYING		1,200	500	518	536	554	574
EDUCATION & TRAINING		102	106	109	113	117	121
INSURANCE - LIABILITY		22	23	24	24	25	26
SUPPLIES		51	53	55	57	59	61
ADVERTISING		253	100	104	107	111	115
TRAVEL/LEASING		255	100	104	107	111	115
TRANSFER TO OPERATIONAL RESERVES		2,543	-	-	-	-	-
<b>Total Expenses</b>		<b>\$ 5,715</b>	<b>\$ 2,067</b>	<b>\$ 2,136</b>	<b>\$ 2,201</b>	<b>\$ 2,273</b>	<b>\$ 2,346</b>





**Regional District of Okanagan-Similkameen  
2024-2028 Operational Financial Plan  
MOSQUITO CONTROL - 5700**

	2023 Budget	2024 Budget	2025 Budget	2026 Budget	2027 Budget	2028 Budget
<b>Revenue</b>	<b>5.16%</b>	<b>9.66%</b>	<b>4.09%</b>	<b>3.98%</b>	<b>3.53%</b>	<b>3.50%</b>
TAX REQUISITION	170,325	186,776	194,420	202,166	209,310	216,642
TRANSFER FROM RESERVE	10,000	50	50	50	50	50
TRANSFER FROM OPERATING RESERVE		8,000	6,000	5,000	4,000	3,000
MISCELLANEOUS REVENUE	18,000	28,000	28,560	29,131	29,714	30,308
<b>Total Revenue</b>	<b>\$ 198,325</b>	<b>\$ 222,826</b>	<b>\$ 229,030</b>	<b>\$ 236,347</b>	<b>\$ 243,074</b>	<b>\$ 250,000</b>
<b>Expense</b>						
SALARIES & WAGES	95,691	99,885	102,881	105,983	109,148	112,421
SALARIES & WAGES		5,251	5,409	5,572	5,739	5,911
<b>ADMINISTRATION CHARGES</b>	<b>6,571</b>	<b>7,856</b>	<b>8,052</b>	<b>8,255</b>	<b>8,462</b>	<b>8,712</b>
HELICOPTER SPRAYING	35,000	40,000	40,800	41,616	42,448	43,297
OP - W&S - PERMIT FEES	1,035	1,056	1,077	1,099	1,121	1,143
OPERATIONS - HEALTH & SAFETY	518	528	539	550	561	572
CONSULTANTS	500	1,200	1,224	1,248	1,273	1,298
EDUCATION & TRAINING	1,056	1,077	1,099	1,121	1,143	1,166
DEPRECIATION	4,000	4,000	4,000	4,000	4,000	4,000
EQUIPMENT	1,200	1,224	1,248	1,273	1,298	1,324
INSURANCE - LIABILITY	853	870	887	905	923	941
INSURANCE - VEHICLE	2,187	2,231	2,276	2,322	2,368	2,415
SUPPLIES	33,000	40,000	40,800	41,616	42,448	43,297
ADVERTISING	500	510	520	530	541	552
TRAVEL/LEASING	13,000	13,260	13,525	13,796	14,072	14,353
UTILITIES - TELEPHONE	714	728	743	758	773	788
TRANSFER TO VEHICLE REPLACEMENT RESERVE		1,000	2,000	3,000	4,000	4,000
TRANSFER TO INTEREST RESERVE		50	50	50	50	50
TRANSFER TO OPERATING RESERVE	2,500	2,100	1,900	2,653	2,706	2,760
<b>Total Expenses</b>	<b>\$ 198,325</b>	<b>\$ 222,826</b>	<b>\$ 229,030</b>	<b>\$ 236,347</b>	<b>\$ 243,074</b>	<b>\$ 250,000</b>



**Regional District of Okanagan-Similkameen  
2024-2028 Operational Financial Plan  
REGIONAL TRAILS - 7720**

RG735 G716, RG734 535, RG73 B16 BL1470.02, - Assessment

	2023 Budget	2024 Budget	2025 Budget	2026 Budget	2027 Budget	2028 Budget
<b>\$</b>	<b>597,301</b>					
	<b>Compliant</b>	<b>Compliant</b>	<b>Compliant</b>	<b>Compliant</b>	<b>Compliant</b>	<b>Compliant</b>
<b>Revenue</b>	<b>9.09%</b>	<b>-5.78%</b>	<b>3.53%</b>	<b>3.17%</b>	<b>3.16%</b>	<b>3.17%</b>
TAX REQUISITION	433,325	408,289	422,708	436,097	449,867	464,107
PARKS REALLOCATION	44,000	45,540	46,997	48,501	50,053	51,655
KVR Trail Mgmt. - PROVINCIAL CONTRIBUTION	5,000	5,175	5,341	5,512	5,688	5,870
TRANSFER FROM CAPITAL RESERVE KVR TRAIL CONST. CHUTE LK TO LITTLE TUNNEL	8,000	8,280	8,545	8,818	9,100	9,391
PRIOR YEARS SURPLUS	5,630	-	-	-	-	-
<b>Total Revenue</b>	<b>\$ 495,955</b>	<b>\$ 467,284</b>	<b>\$ 483,591</b>	<b>\$ 498,928</b>	<b>\$ 514,708</b>	<b>\$ 531,023</b>
<b>Expense</b>						
SALARIES & WAGES	179,298	199,328	205,535	211,934	218,515	225,333
NEW FTE AS AUTHORIZED BY THE BOARD SALARIES & WAGES	8,089	(38,642)	(37,188)	(38,395)	(39,661)	(40,967)
ADMINISTRATION CHARGES	19,273	19,241	19,921	20,552	21,201	21,872
TRAIL MAINTENANCE	20,000	20,400	21,053	21,727	22,422	23,140
ACQUISITION & MANAGEMENT	14,151	15,384	15,877	16,385	16,909	17,451
CONTRACT SERVICES - TRAIL MAINTENANCE	56,375	55,000	56,760	58,576	60,450	62,384
CONTRACT SERVICES	35,378	32,778	32,597	33,702	34,844	36,022
EDUCATION & TRAINING	4,121	4,265	4,401	4,542	4,687	4,837
AMORTIZATION EXPENSE	18,544	19,193	19,807	20,441	21,095	21,770
VEHICLE & EQUIPMENT	16,000	16,560	17,090	17,637	18,201	18,783
PARK/FACILITY IMPROVEMENTS	9,272	9,597	9,904	10,221	10,548	10,886
INSURANCE - PROPERTY	371	378	390	402	415	428
INSURANCE - LIABILITY	1,834	1,898	1,959	2,022	2,087	2,154
INSURANCE - VEHICLE	12,363	12,796	13,205	13,628	14,064	14,514
SUPPLIES - FACILITY	9,787	10,129	10,453	10,788	11,133	11,489
ADVERTISING	2,576	2,666	2,751	2,839	2,930	3,024
TRAVEL AND LEASE	13,393	13,862	14,306	14,764	15,236	15,724
MFA LEASING	24,500	25,358	26,170	27,008	27,872	28,763
TRANSFER TO CAPITAL RESERVE	45,000	46,575	48,065	49,603	51,190	52,828
TRANSFER TO OPERATING RESERVE	5,630	518	535	552	570	588
<b>Total Expenses</b>	<b>\$ 495,955</b>	<b>\$ 467,284</b>	<b>\$ 483,591</b>	<b>\$ 498,928</b>	<b>\$ 514,708</b>	<b>\$ 531,023</b>



**Regional District of Okanagan-Similkameen  
2024-2028 Operational Financial Plan  
TRANSIT - REGIONAL - 8200**

BL 2809 - Assessment

		2023 Budget	2024 Budget	2025 Budget	2026 Budget	2027 Budget	2028 Budget
\$		359,116					
	<b>Revenue</b>	<b>Compliant</b>	<b>Compliant</b>	<b>Compliant</b>	<b>Compliant</b>	<b>Compliant</b>	<b>Compliant</b>
		9.44%	1.50%	3.27%	3.27%	3.27%	3.27%
	TAX REQUISITION	238,993	242,580	250,504	258,689	267,140	275,866
	TRANSIT FARES	60,425	65,474	67,569	69,731	71,962	74,265
	PROVINCIAL GRANT SAFE START	13,032	13,032	13,449	13,879	14,323	14,781
	MISCELLANEOUS REVENUE	18,801	19,337	19,956	20,595	21,254	21,934
	PRIOR YEARS SURPLUS	28,995	-	-	-	-	-
	<b>Total Revenue</b>	<b>\$ 360,246</b>	<b>\$ 340,423</b>	<b>\$ 351,478</b>	<b>\$ 362,894</b>	<b>\$ 374,679</b>	<b>\$ 386,846</b>
	<b>Expense</b>						
	SALARIES & WAGES	38,878	50,920	52,673	54,487	56,361	58,300
	NEW FTE AS AUTHORIZED BY THE BOARD SALARIES & WAGES	673	(16,422)	(16,914)	(17,422)	(17,945)	(18,483)
	ADMINISTRATION CHARGES	11,348	12,369	12,770	13,185	13,613	14,055
	MAINTAINENCE	1,550	1,600	1,651	1,704	1,759	1,815
	OPERATIONS	277,252	289,511	298,775	308,336	318,203	328,385
	TRANSFER TO OPERATING RESERVE	28,995	845	872	900	929	959
	OTHER EXPENSES - MARKETING	1,550	1,600	1,651	1,704	1,759	1,815
	<b>Total Expenses</b>	<b>\$ 360,246</b>	<b>\$ 340,423</b>	<b>\$ 351,478</b>	<b>\$ 362,894</b>	<b>\$ 374,679</b>	<b>\$ 386,846</b>



**Regional District of Okanagan-Similkameen  
2024-2028 Operational Financial Plan  
REGIONAL ECONOMIC DEVELOPMENT (OK FILM) - 9390**

BL 2743 - Assessment

		2023 Budget	2024 Budget	2025 Budget	2026 Budget	2027 Budget	2028 Budget
\$		42,249					
	<b>Revenue</b>	<b>Compliant</b>	<b>Compliant</b>	<b>Compliant</b>	<b>Compliant</b>	<b>Compliant</b>	<b>Compliant</b>
		0.17%	10.63%	0.00%	0.00%	-9.40%	10.38%
TAX REQUISITION		36,242	40,093	40,093	40,093	36,323	40,093
<b>Total Revenue</b>		<b>\$ 36,242</b>	<b>\$ 40,093</b>	<b>\$ 40,093</b>	<b>\$ 40,093</b>	<b>\$ 36,323</b>	<b>\$ 40,093</b>
	<b>Expense</b>						
ADMINISTRATION CHARGE		1,242	1,460	1,460	1,460	1,323	1,460
GRANT OK FILM COMM		35,000	38,633	38,633	38,633	35,000	38,633
<b>Total Expenses</b>		<b>\$ 36,242</b>	<b>\$ 40,093</b>	<b>\$ 40,093</b>	<b>\$ 40,093</b>	<b>\$ 36,323</b>	<b>\$ 40,093</b>



**Regional District of Okanagan-Similkameen  
2024-2028 Operational Financial Plan  
STERILE INSECT RELEASE PROGRAM - 6000**

1101, 1989 - Assessment

		2023 Budget	2024 Budget	2025 Budget	2026 Budget	2027 Budget	2028 Budget
\$		2,992,268					
	<b>Revenue</b>	<b>Compliant</b>	<b>Compliant</b>	<b>Compliant</b>	<b>Compliant</b>	<b>Compliant</b>	<b>Compliant</b>
		16.21%	6.42%	6.04%	5.97%	5.89%	4.02%
TAX REQUISITION		485,451	516,622	547,846	580,526	614,724	639,408
PARCEL TAX		508,737	518,912	529,290	539,876	550,674	572,786
GRANT IN LIEU OF TAXES		4,500	4,500	4,500	4,500	4,500	4,500
PRIOR YEARS SURPLUS		(353)	-	-	-	-	-
<b>Total Revenue</b>		<b>\$ 998,335</b>	<b>\$ 1,040,034</b>	<b>\$ 1,081,636</b>	<b>\$ 1,124,902</b>	<b>\$ 1,169,898</b>	<b>\$ 1,216,694</b>
	<b>Expense</b>						
ADMINISTRATION CHARGES		25,871	28,672	29,819	31,012	32,252	33,542
TRANSFER TO SIR		972,464	1,011,362	1,051,817	1,093,890	1,137,646	1,183,152
<b>Total Expenses</b>		<b>\$ 998,335</b>	<b>\$ 1,040,034</b>	<b>\$ 1,081,636</b>	<b>\$ 1,124,902</b>	<b>\$ 1,169,898</b>	<b>\$ 1,216,694</b>



**Regional District of Okanagan-Similkameen  
2024-2028 Operational Financial Plan  
OKANAGAN BASIN WATER BOARD - 6500**

Limit Based on Assessment

		2023 Budget	2024 Budget	2025 Budget	2026 Budget	2027 Budget	2028 Budget
\$		887,906					
	<b>Revenue</b>	<b>Compliant</b>	<b>Compliant</b>	<b>Compliant</b>	<b>Compliant</b>	<b>REVIEW SOON</b>	<b>REVIEW SOON</b>
		3.85%	2.67%	2.50%	2.50%	2.50%	3.52%
TAX REQUISITION		772,633	793,296	813,129	833,457	854,294	884,381
<b>Total Revenue</b>		<b>\$ 772,633</b>	<b>\$ 793,296</b>	<b>\$ 813,129</b>	<b>\$ 833,457</b>	<b>\$ 854,294</b>	<b>\$ 884,381</b>
	<b>Expense</b>						
ADMINISTRATION CHARGES		20,022	21,870	22,417	22,977	23,552	24,381
TRANSFER TO OBWB		752,611	771,426	790,712	810,480	830,742	860,000
<b>Total Expenses</b>		<b>\$ 772,633</b>	<b>\$ 793,296</b>	<b>\$ 813,129</b>	<b>\$ 833,457</b>	<b>\$ 854,294</b>	<b>\$ 884,381</b>





**Regional District of Okanagan-Similkameen  
2024-2028 Operational Financial Plan  
MUNICIPAL FISCAL SERVICES - 9990**

		2023 Budget	2024 Budget	2025 Budget	2026 Budget	2027 Budget	2028 Budget
<b>No Tax Limit</b>		<b>No Tax Limit</b>	<b>No Tax Limit</b>	<b>No Tax Limit</b>	<b>No Tax Limit</b>	<b>No Tax Limit</b>	<b>No Tax Limit</b>
	<b>Revenue</b>	-0.07%	21.18%	-4.17%	-3.74%	-13.43%	-5.50%
DEBENTURE PAYMENT - PENTICTON		3,081,056	3,733,736	3,578,155	3,444,478	2,981,813	2,817,791
DEBENTURE PAYMENT - SUMMERLAND		2,216,420	1,912,165	1,912,165	1,512,019	1,182,141	722,833
DEBENTURE PAYMENT - OSOYOOS		672,009	621,960	624,799	624,799	624,799	624,799
DEBENTURE PAYMENT - OLIVER		910,194	910,194	883,062	660,194	569,037	569,037
DEBENTURE PAYMENT - PRINCETON		421,899	421,899	421,899	421,899	421,899	421,899
DEBENTURE PAYMENT - KEREMEOS		10,015	10,015	10,015	10,015	10,015	10,015
<b>Total Revenue</b>		\$ 7,311,593	\$ 7,609,969	\$ 7,430,095	\$ 6,673,404	\$ 5,789,704	\$ 5,166,374
	<b>Expense</b>						
DEBT INTEREST- PENTICTON		1,173,970	1,546,086	1,478,036	1,467,048	1,322,234	1,210,784
DEBT INTEREST- SUMMERLAND		905,902	766,402	766,402	643,346	582,122	348,122
DEBT INTEREST- OSOYOOS		316,685	292,403	294,328	294,328	294,328	294,328
DEBT INTEREST- OLIVER		343,525	337,008	318,698	310,256	292,569	292,569
DEBT INTEREST- PRINCETON		286,300	286,300	286,300	286,300	286,300	286,300
DEBT INTEREST- KEREMEOS		4,845	4,845	4,845	4,845	4,845	4,845
DEBT PRINCIPAL- PENTICTON		1,907,086	2,187,650	2,100,119	1,977,430	1,659,579	1,607,007
DEBT PRINCIPAL- SUMMERLAND		1,310,518	1,145,763	1,145,763	868,673	600,019	374,711
DEBT PRINCIPAL- OSOYOOS		355,324	329,557	330,471	330,471	330,471	330,471
DEBT PRINCIPAL- OLIVER		566,669	573,186	564,364	349,938	276,468	276,468
DEBT PRINCIPAL- PRINCETON		135,599	135,599	135,599	135,599	135,599	135,599
DEBT PRINCIPAL- KEREMEOS		5,170	5,170	5,170	5,170	5,170	5,170
<b>Total Expenses</b>		\$ 7,311,593	\$ 7,609,969	\$ 7,430,095	\$ 6,673,404	\$ 5,789,704	\$ 5,166,374



**Regional District of Okanagan-Similkameen  
2024-2028 Operational Financial Plan  
STERILE INSECT RELEASE PROGRAM - 6000**

1101, 1989 - Assessment

		2023 Budget	2024 Budget	2025 Budget	2026 Budget	2027 Budget	2028 Budget
\$		2,992,268					
	<b>Revenue</b>	<b>Compliant</b>	<b>Compliant</b>	<b>Compliant</b>	<b>Compliant</b>	<b>Compliant</b>	<b>Compliant</b>
		16.21%	6.42%	6.04%	5.97%	5.89%	4.02%
TAX REQUISITION		485,451	516,622	547,846	580,526	614,724	639,408
PARCEL TAX		508,737	518,912	529,290	539,876	550,674	572,786
GRANT IN LIEU OF TAXES		4,500	4,500	4,500	4,500	4,500	4,500
PRIOR YEARS SURPLUS		(353)	-	-	-	-	-
<b>Total Revenue</b>		<b>\$ 998,335</b>	<b>\$ 1,040,034</b>	<b>\$ 1,081,636</b>	<b>\$ 1,124,902</b>	<b>\$ 1,169,898</b>	<b>\$ 1,216,694</b>
	<b>Expense</b>						
ADMINISTRATION CHARGES		25,871	28,672	29,819	31,012	32,252	33,542
TRANSFER TO SIR		972,464	1,011,362	1,051,817	1,093,890	1,137,646	1,183,152
<b>Total Expenses</b>		<b>\$ 998,335</b>	<b>\$ 1,040,034</b>	<b>\$ 1,081,636</b>	<b>\$ 1,124,902</b>	<b>\$ 1,169,898</b>	<b>\$ 1,216,694</b>



# Regional District of Okanagan-Similkameen

## 2024-2028 Schedule F.2

### **Individual Requisitions**

#### **District of Summerland**

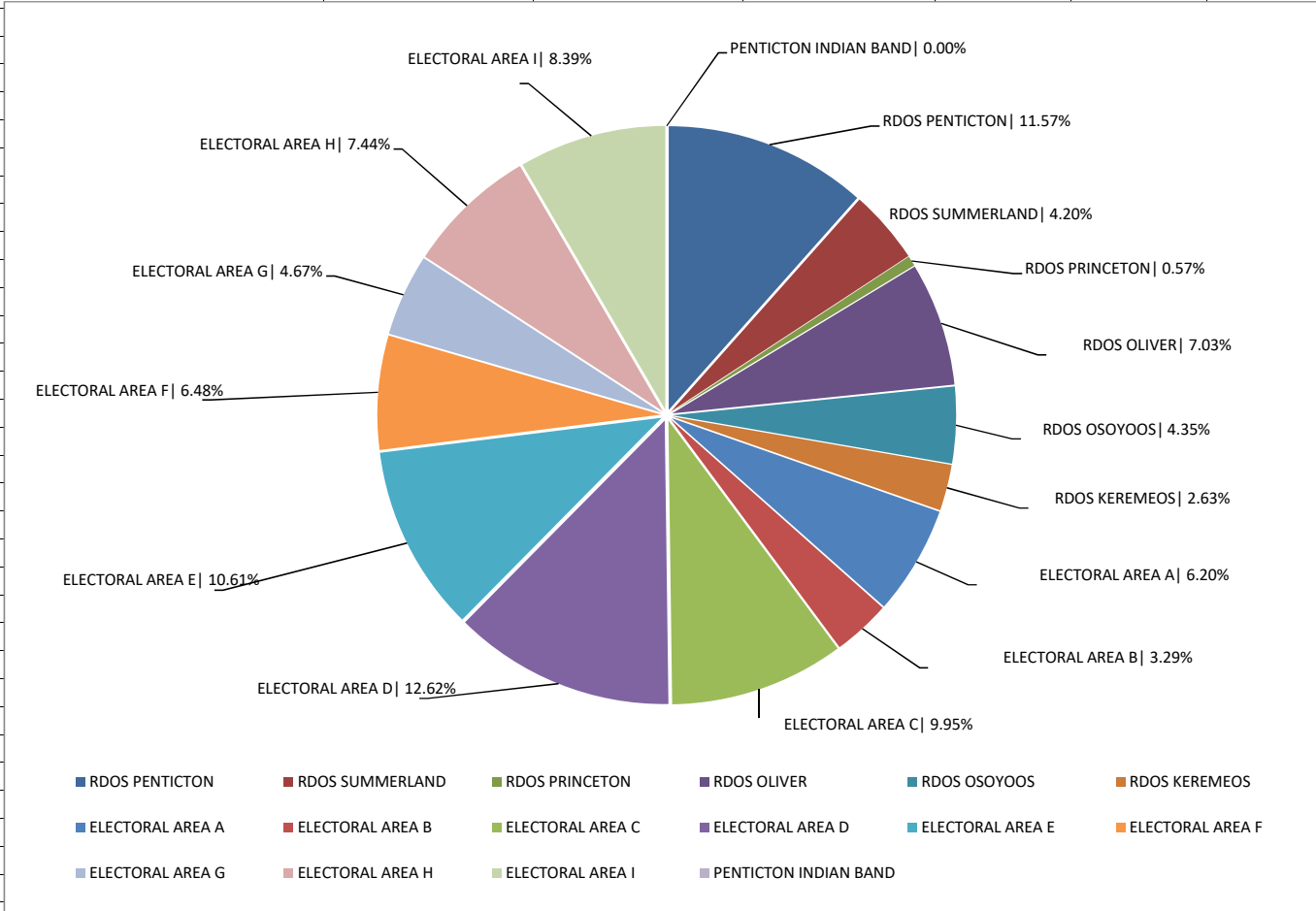
Included in this schedule:

- Summary of Tax Requisitions listing all jurisdictions
- Detail by specific jurisdictions
- Comparison of Tax Requisition by Municipality and Electoral Area
- Individual RDOS portion of tax per various property values\*
- 2024-2028 Operating budget which affect only the member Municipality / Electoral Area
- Capital projects which Summerland contributed funds (if applicable)

\*This comparison is a weighted average

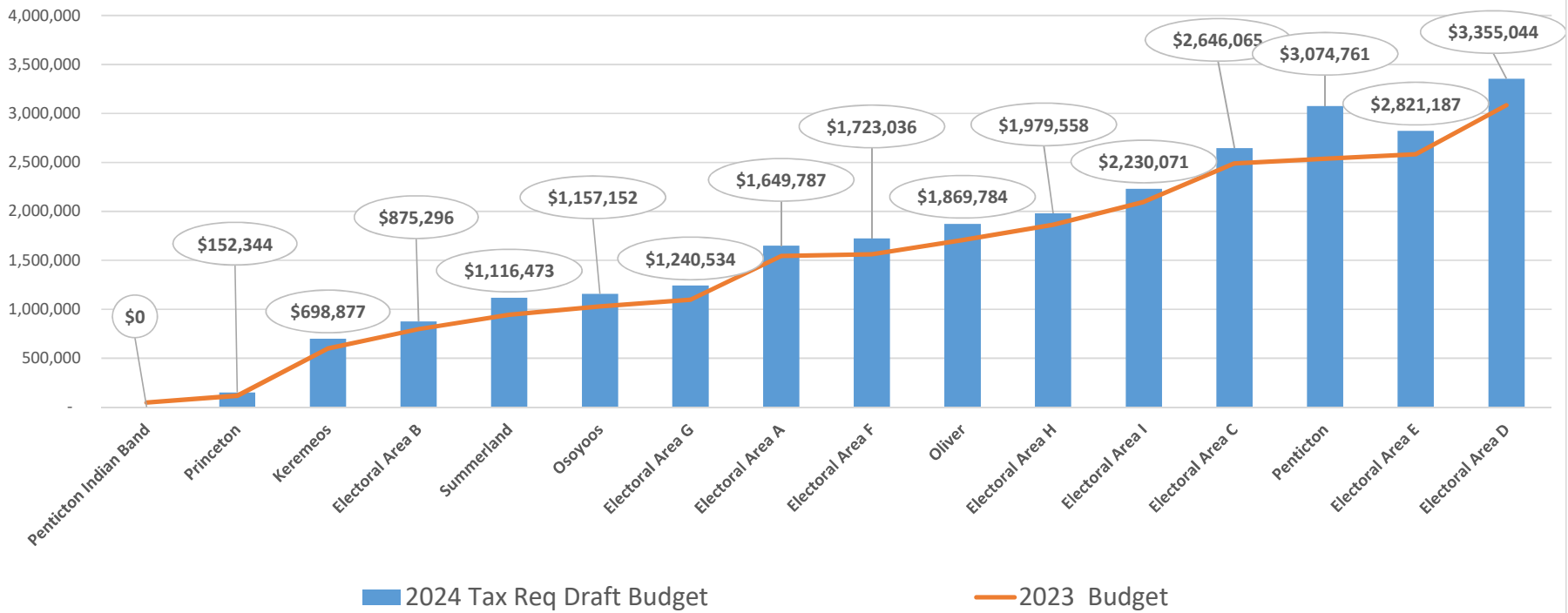
**REGIONAL DISTRICT OKANAGAN-SIMILKAMEEN  
2024 TOTAL REQUISITION SUMMARY**

	<u>2024</u>	<u>2023</u>	<u>\$ Change</u>	<u>% Change</u>	<u>Non-Market Growth %</u>	<u>Net Change %</u>
<b>RDOS PENTICTON</b>	\$ 3,074,761	\$ 2,537,608	\$ 537,153	21.17%	1.05%	20.12%
<b>RDOS SUMMERLAND</b>	1,116,473	944,706	171,767	18.18%	1.77%	16.41%
<b>RDOS PRINCETON</b>	152,344	116,462	35,882	30.81%	0.86%	29.95%
<b>RDOS OLIVER</b>	1,869,784	1,713,954	155,830	9.09%	1.44%	7.65%
<b>RDOS OSOYOOS</b>	1,157,152	1,030,070	127,082	12.34%	1.21%	11.13%
<b>RDOS KEREMEOS</b>	698,877	601,320	97,557	16.22%	1.07%	15.15%
	<b>8,069,392</b>	<b>6,944,120</b>	<b>1,125,272</b>	<b>16.20%</b>	<b>1.24%</b>	<b>14.96%</b>
<b>PENTICTON INDIAN BAND</b>	-	46,265	(46,265)	-100.00%		
<b>ELECTORAL AREA A</b>	1,649,787	1,541,512	108,275	7.02%	2.58%	4.44%
<b>ELECTORAL AREA B</b>	875,296	793,520	81,776	10.31%	5.35%	4.96%
<b>ELECTORAL AREA C</b>	2,646,065	2,478,883	167,182	6.74%	1.60%	5.14%
<b>ELECTORAL AREA D</b>	3,355,044	3,083,591	271,453	8.80%	0.99%	7.81%
<b>ELECTORAL AREA E</b>	2,821,187	2,587,328	233,859	9.04%	3.74%	5.30%
<b>ELECTORAL AREA F</b>	1,723,036	1,560,889	162,147	10.39%	1.54%	8.85%
<b>ELECTORAL AREA G</b>	1,240,534	1,097,296	143,238	13.05%	1.41%	11.64%
<b>ELECTORAL AREA H</b>	1,979,558	1,861,140	118,418	6.36%	2.10%	4.26%
<b>ELECTORAL AREA I</b>	2,230,071	2,097,712	132,359	6.31%	1.30%	5.01%
	<b>18,520,578</b>	<b>17,101,871</b>	<b>1,418,707</b>	<b>8.30%</b>	<b>2.04%</b>	<b>6.26%</b>
<b>TOTAL TAX REQUISITION FOR ALL BUDGETS</b>	<b>\$ 26,589,969</b>	<b>\$ 24,092,256</b>	<b>\$ 2,497,713</b>	<b>10.37%</b>	<b>1.49%</b>	<b>8.88%</b>

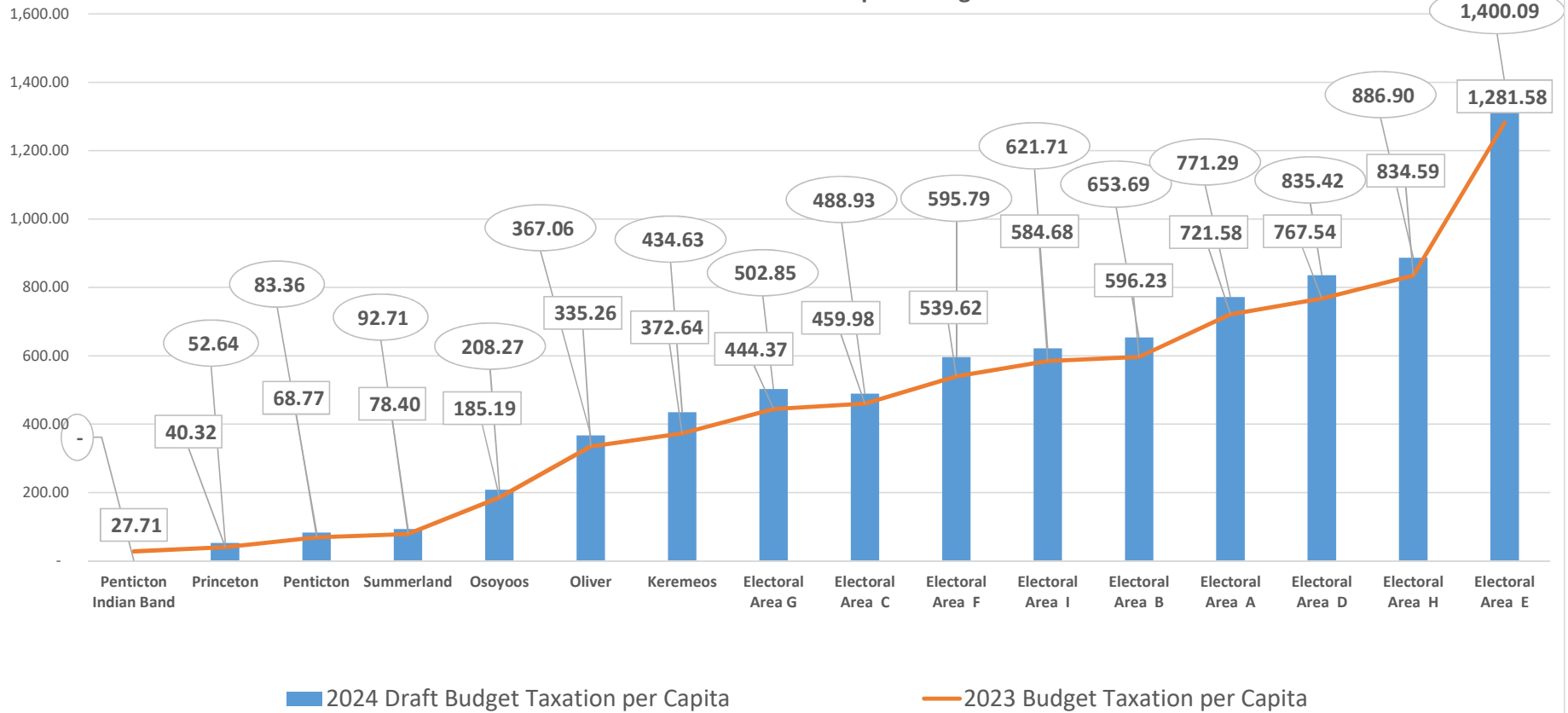


- RDOS PENTICTON
- RDOS SUMMERLAND
- RDOS PRINCETON
- RDOS OLIVER
- RDOS OSOYOOS
- RDOS KEREMEOS
- ELECTORAL AREA A
- ELECTORAL AREA B
- ELECTORAL AREA C
- ELECTORAL AREA D
- ELECTORAL AREA E
- ELECTORAL AREA F
- ELECTORAL AREA G
- ELECTORAL AREA H
- ELECTORAL AREA I
- PENTICTON INDIAN BAND

### RDOS 2024 Tax Requisition as at First Reading - Comparison to 2023 Requisition by Member Municipality and Electoral - At Adoption

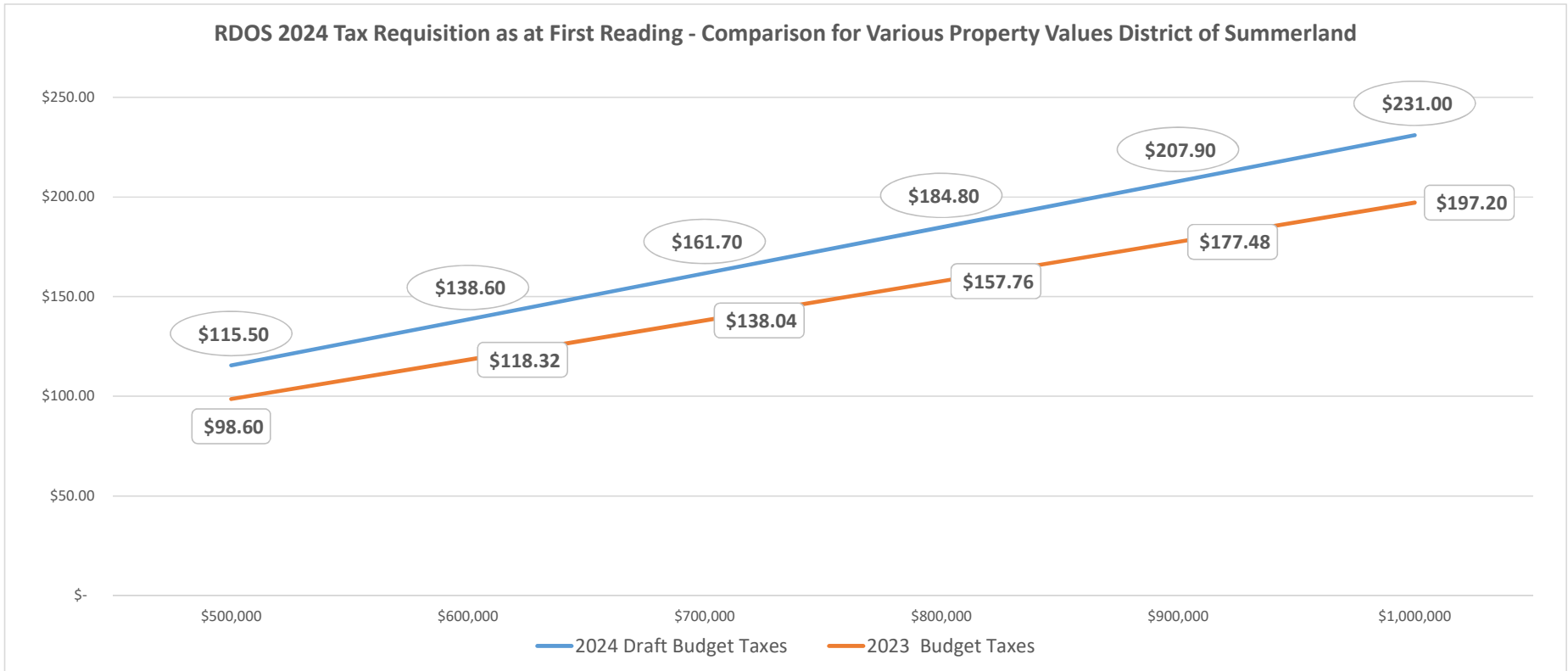


**RDOS 2024 Taxation Per Capita Comparison as at First Reading - Comparison to 2023 by Member Municipality and Electoral Area - Adopted Budget**





RDOS 2024 Tax Requisition as at First Reading - Comparison for Various Property Values District of Summerland





**Regional District of Okanagan-Similkameen  
2024-2028 Operational Financial Plan  
GENERAL GOVERNMENT - 0100**

SLP, 1966 - No Tax Limit

		2023 Budget	2024 Budget	2025 Budget	2026 Budget	2027 Budget	2028 Budget
<b>No Tax Limit</b>		<b>No Tax Limit</b>	<b>No Tax Limit</b>	<b>No Tax Limit</b>	<b>No Tax Limit</b>	<b>No Tax Limit</b>	<b>No Tax Limit</b>
<b>Revenue</b>		<b>7.05%</b>	<b>36.51%</b>	<b>9.93%</b>	<b>3.21%</b>	<b>2.85%</b>	<b>2.85%</b>
TAX REQUISITION		1,612,212	2,200,765	2,419,219	2,496,980	2,568,023	2,641,328
GRANT IN LIEU OF TAXES		5,101	5,101	5,101	5,101	5,101	5,101
RECOVERIES - FOI			400	400	400	400	400
INTEREST INCOME		128,533	-	-	-	-	-
TRANSFER FROM OPERATIONAL RESERVE		57,000	80,000	80,000	80,000	80,000	80,000
MISCELLANEOUS REVENUE		10,201	5,000	5,000	5,000	5,000	5,000
PRIOR YEARS SURPLUS		349,206	-	-	-	-	-
<b>Total Revenue</b>		<b>\$ 2,162,253</b>	<b>\$ 2,291,266</b>	<b>\$ 2,509,720</b>	<b>\$ 2,587,481</b>	<b>\$ 2,658,524</b>	<b>\$ 2,731,829</b>
<b>Expense</b>							
SALARIES & WAGES		1,031,527	1,156,722	1,194,003	1,232,557	1,272,320	1,313,491
NEW FTE AS AUTHORIZED BY THE BOARD SALARIES & WAGES		29,722	256,687	412,739	421,252	429,942	438,820
SALARIES & WAGES - CRIME STOPPERS		92,000	92,500	92,500	92,500	92,500	92,500
HONORARIUMS - DIRECTORS		377,235	416,000	426,060	437,060	447,987	459,186
HONORARIUMS - CHAIRMAN		42,768	44,710	46,275	47,894	49,571	51,306
HONORARIUMS - VICE CHAIRMAN		7,993	8,177	8,463	8,759	9,065	9,383
<b>ADMINISTRATION CHARGE</b>		<b>99,666</b>	<b>133,732</b>	<b>146,987</b>	<b>151,015</b>	<b>155,226</b>	<b>159,570</b>
EDUCATION & TRAINING			1,200	1,242	1,285	1,330	1,377
INSURANCE - PROPERTY		4,467	6,500	6,728	6,963	7,207	7,459
INSURANCE - LIABILITY		31,181	42,000	43,470	44,991	46,566	48,196
SUPPLIES - BOARD DINNERS		25,000	27,000	27,945	28,923	29,935	30,983
ASSET MANAGEMENT SOFTWARE			33,238	34,568	34,568	35,951	37,389
TRAVEL - STAFF		10,302	12,000	12,360	12,731	13,113	13,506
TRAVEL - UBCM & OMMA CONVENTION			-	-	-	-	-
TRAVEL - BOARD		15,453	16,000	16,480	16,974	17,484	18,008
BOARD STAFF RECOGNITION			10,000	10,300	10,609	10,927	11,255
INTERNAL DEBT PRINCIPAL & INTEREST (SYR RESERVE BORROWING)			9,800	19,600	29,400	29,400	29,400
TRANSFER FROM OPERATIONAL RESERVE		349,206	-	-	-	-	-
TRANSFER TO DEPOSIT ACCOUNT		10,302	10,000	10,000	10,000	10,000	10,000
REGIONAL GRANT IN AID - Ha Ha Ha Kidz Fest		5,000	-	-	-	-	-
REGIONAL GRANT IN AID - Okanagan Similkameen Conservation Alliance		3,500	-	-	-	-	-
REGIONAL GRANT IN AID - South Okanagan Immigrant and Community Services		3,500	-	-	-	-	-
REGIONAL GRANT IN AID - Community Wellness Circle							
REGIONAL GRANT IN AID - Peach City Community Radio Society		5,250	-	-	-	-	-
REGIONAL GRANT IN AID - DB Foundation for Health Research			5,000	-	-	-	-
CARBON MITIGATION EXPENSE		6,181	-	-	-	-	-
SAFETY TRACKING - VEHICLES		12,000	-	-	-	-	-
<b>Total Expenses</b>		<b>\$ 2,162,253</b>	<b>\$ 2,291,266</b>	<b>\$ 2,509,720</b>	<b>\$ 2,587,481</b>	<b>\$ 2,658,524</b>	<b>\$ 2,731,829</b>



**Regional District of Okanagan-Similkameen**  
**2024-2028 Operational Financial Plan**  
**INVASIVE SPECIES (formerly noxious weeds) - 0200**

BL 2065.02, 2021 - Maximum Levy

		2023 Budget	2024 Budget	2025 Budget	2026 Budget	2027 Budget	2028 Budget
\$		68,750					
	<b>Revenue</b>						
		<b>REVIEW SOON</b>	<b>REVIEW REQUIRED</b>	<b>REVIEW REQUIRED</b>	<b>REVIEW REQUIRED</b>	<b>REVIEW REQUIRED</b>	<b>REVIEW REQUIRED</b>
		4.87%	34.96%	3.42%	3.43%	3.42%	3.42%
TAX REQUISITION		66,360	89,562	92,622	95,797	99,073	102,465
GRANT IN LIEU OF TAXES		93	96	100	103	107	110
TRANSFER FROM OPERATIONAL RESERVES		22,003	-	-	-	-	-
PROVINCIAL GRANTS		12,000	12,420	12,855	13,305	13,770	14,252
<b>Total Revenue</b>		<b>\$ 100,456</b>	<b>\$ 102,078</b>	<b>\$ 105,577</b>	<b>\$ 109,205</b>	<b>\$ 112,950</b>	<b>\$ 116,827</b>
	<b>Expense</b>						
SALARIES & WAGES		12,117	13,490	13,892	14,312	14,739	15,182
SALARIES & WAGES		-	-	-	-	-	-
ADMINISTRATION CHARGE		3,339	3,718	3,845	3,978	4,114	4,255
CONSULTANTS		50,000	51,750	53,561	55,436	57,376	59,384
CONSULTANTS - ABATEMENT PROGRAM		32,000	33,120	34,279	35,479	36,721	38,006
TRANSFER TO OPERATING RESERVE		3,000	-	-	-	-	-
<b>Total Expenses</b>		<b>\$ 100,456</b>	<b>\$ 102,078</b>	<b>\$ 105,577</b>	<b>\$ 109,205</b>	<b>\$ 112,950</b>	<b>\$ 116,827</b>



**Regional District of Okanagan-Similkameen  
2024-2028 Operational Financial Plan  
911 EMERGENCY CALL SYSTEM - 0400**

**BI 1095 & 1096 - No Tax Limit**

		2023 Budget	2024 Budget	2025 Budget	2026 Budget	2027 Budget	2028 Budget
<b>No Tax Limit</b>		<b>No Tax Limit</b>	<b>No Tax Limit</b>	<b>No Tax Limit</b>	<b>No Tax Limit</b>	<b>No Tax Limit</b>	<b>No Tax Limit</b>
	<b>Revenue</b>	<b>10.27%</b>	<b>19.71%</b>	<b>2.74%</b>	<b>2.75%</b>	<b>2.77%</b>	<b>-9.81%</b>
	TAX REQUISITION	1,089,450	1,304,207	1,340,007	1,376,887	1,414,981	1,276,188
	GRANT IN LIEU OF TAXES	1,880	1,899	1,918	2,000	2,050	2,100
	PRIOR YEARS SURPLUS	21,550	17,466	-	-	-	-
	<b>Total Revenue</b>	<b>\$ 1,112,880</b>	<b>\$ 1,323,572</b>	<b>\$ 1,341,925</b>	<b>\$ 1,378,887</b>	<b>\$ 1,417,031</b>	<b>\$ 1,278,288</b>
	<b>Expense</b>						
	SALARIES & WAGES	105,466	107,629	111,257	115,002	118,876	122,887
	SALARIES & WAGES		18,772	19,341	19,928	20,526	21,142
	ADMINISTRATION CHARGES	31,343	37,439	38,627	39,853	41,118	42,424
	SITE & RADIO MAINTENANCE - ANNUAL CONTRACTS	25,486	25,613	26,433	27,279	28,152	29,053
	UNSCHEDULED MTNCE - FIREHALLS	10,483	15,000	15,480	15,975	16,486	17,014
	UNSCHEDULED MAINTENANCE - TOWERS	15,453	15,000	15,480	15,975	16,486	17,014
	OP - EQPT RENTAL - TRANSMITTER LEASE & M	93,873	110,000	113,520	117,153	120,902	124,771
	CONTRACTS - CENTRAL FIRE Dispatch	377,733	411,957	425,140	438,744	452,784	467,273
	CONTRACTS - OTHER RD - CORD - CENTRAL DI	195,894	199,812	206,206	212,805	219,615	226,643
	INSURANCE - PROPERTY	9,710	9,904	9,954	10,004	10,054	10,104
	INSURANCE - LIABILITY	5,500	5,638	5,666	5,694	5,722	5,751
	LEGAL FEES	3,000	3,000	3,096	3,195	3,297	3,403
	UHF AND VHF RADIO LICENSES	15,724	18,000	18,576	19,170	19,783	20,416
	UTILITIES - TELEPHONE	24,992	25,117	25,921	26,750	27,606	28,489
	DEBT INTEREST (Bylaw 2780/2623)	47,256	47,256	47,256	47,256	47,256	-
	DEBT PRINCIPAL (Bylaw 2780/2623)	130,864	130,864	130,864	130,864	130,864	-
	TRANSFER TO RESERVE CAPITAL	5,000	75,000	77,400	79,877	82,433	85,071
	TRANSFER TO RESERVES RE INTEREST	103	105	108	111	115	119
	TRANSFER TO OPERATING RESERVE	5,000	42,466	25,800	26,626	27,478	28,357
	CONTINGENCY	10,000	25,000	25,800	26,626	27,478	28,357
	<b>Total Expenses</b>	<b>\$ 1,112,880</b>	<b>\$ 1,323,572</b>	<b>\$ 1,341,925</b>	<b>\$ 1,378,887</b>	<b>\$ 1,417,031</b>	<b>\$ 1,278,288</b>



**Regional District of Okanagan-Similkameen  
2024-2028 Operational Financial Plan  
EMERGENCY PLANNING - 0410**

BL 2322, 2004 - No Tax Limit

	2023 Budget	2024 Budget	2025 Budget	2026 Budget	2027 Budget	2028 Budget
<b>No Tax Limit</b>	<b>No Tax Limit</b>	<b>No Tax Limit</b>	<b>No Tax Limit</b>	<b>No Tax Limit</b>	<b>No Tax Limit</b>	<b>No Tax Limit</b>
<b>Revenue</b>	<b>0.40%</b>	<b>114.64%</b>	<b>3.71%</b>	<b>-1.04%</b>	<b>2.05%</b>	<b>1.59%</b>
TAX REQUISITION	366,922	787,555	816,763	808,256	824,807	837,880
GRANT IN LIEU OF TAXES	550	555	561	570	575	600
TRANSFER FROM OPERATING RESERVE	60,000	-	-	-	-	-
PROVINCIAL GRANTS (Carry Forward)	1,266,103	1,583,024	-	-	-	-
PROV GRANTS - UBCM CRI	-	100,000	-	-	-	-
PRIOR YEARS SURPLUS	40,560	-	-	-	-	-
<b>Total Revenue</b>	<b>\$ 1,734,135</b>	<b>\$ 2,471,134</b>	<b>\$ 817,324</b>	<b>\$ 808,826</b>	<b>\$ 825,382</b>	<b>\$ 838,480</b>
<b>Expense</b>						
SALARIES & WAGES	136,154	178,576	184,291	190,195	196,285	202,585
SALARIES & WAGES		235,802	299,734	283,784	291,480	299,387
HONORARIUMS	7,085	7,120	7,156	7,192	7,228	7,264
ADMINISTRATION CHARGES	56,237	79,409	37,029	36,610	37,394	38,011
IT SUPPORT COSTS	3,500	3,605	3,713	3,825	3,939	4,057
FLOOD HAZARD RIKS ASSESSMENT - CF	-	100,000	-	-	-	-
UBCM CEPF - EMERGENCY SUPPORT SERVICES GRANT CF	89,750	-	-	-	-	-
UBCM CRI - FIRESMART GRANT STREAM 1 (OPERATIONS CF)	355,038	-	-	-	-	-
FIRESMART GRANT STREAM 1 (OPERATIONS)	-	240,997	-	-	-	-
EOC SANDBAG OPERATIONS	15,000	15,000	15,075	15,150	15,226	15,302
UBCM - CRI - FIRESMART GRANT STREAM (STAFFING) 2022 GRANT	406,020	-	-	-	-	-
UBCM - CRI - FIRESMART GRANT STREAM (STAFFING) 2022 GRANT	98,130	-	-	-	-	-
UBCM CEPR HEAT PREPAREDNESS CF	300,000	300,000	-	-	-	-
2023 CEPF UCBM GRANT CF	-	117,000	-	-	-	-
2023 EOC CEPF UBCM GRANT EXPENSE CF	-	112,790	-	-	-	-
2023 UBCM CRI FIRESMART GRANT CF	-	200,000	-	-	-	-
2023 CRI FIRESMART GRANT - AREA "A" CF	-	49,997	-	-	-	-
2023 CRI FIRESMART GRANT - AREA "B" CF	-	45,320	-	-	-	-
2023 CRI FIRESMART GRANT - AREA "C" CF	-	45,320	-	-	-	-
2023 CRI FIRESMART GRANT - AREA "D" CF	-	45,320	-	-	-	-
2023 CRI FIRESMART GRANT - AREA "E" CF	-	45,320	-	-	-	-
2023 CRI FIRESMART GRANT - AREA "F" CF	-	45,320	-	-	-	-
2023 CRI FIRESMART GRANT - AREA "G" CF	-	45,320	-	-	-	-
2023 CRI FIRESMART GRANT - AREA "H" CF	-	50,000	-	-	-	-
2023 CRI FIRESMART GRANT - AREA "I" CF	-	45,320	-	-	-	-
2023 E-911 GRANT	-	45,000	-	-	-	-
2024 CEPF DISASTER RISK REDUCTION GRANT	-	150,000	-	-	-	-
CONSULTANTS	4,000	4,080	4,100	4,121	4,142	4,163
AGREEMENT - REGIONAL SEARCH & RESCUE	71,500	90,000	90,450	90,902	91,357	91,814
OPERATIONAL SUPPORT ANIMAL EMERGENCY RESPONSE	10,000	15,000	15,075	15,150	15,226	15,302
REVIEW OF EMERGENCY PROGRAM	60,000	-	-	-	-	-
EDUCATION & TRAINING	25,502	25,630	25,758	25,887	26,016	26,146
EOC SUPPLIES	7,000	8,000	8,040	8,080	8,120	8,161
EQUIPMENT	5,239	5,000	5,050	5,100	5,150	5,200
EQUIPEMENT - SOFTWARE		26,000	26,100	26,200	26,300	26,400
INSURANCE - LIABILITY	3,000	3,060	3,121	3,184	3,247	-
INSURANCE - VEHICLE	900	3,000	3,015	3,030	3,045	3,060
LEGAL FEES	1,000	1,000	1,000	1,000	1,000	1,000
SUPPLIES	1,500	3,500	3,515	3,530	3,545	3,550
EOC SUPPLIES	10,000	10,000	10,050	10,100	10,151	10,202
SUPPLIES - MEALS	1,000	1,020	1,040	1,061	1,082	1,087
TRAVEL/LEASING	7,000	7,140	7,283	7,428	7,577	7,578
UTILITIES - TELEPHONE	4,020	5,500	5,528	5,556	5,584	5,612
TRANSFER TO OPERATING RESERVE	40,560	45,368	45,595	45,823	46,052	46,282
EMERGENCY SOCIAL SERVICES	15,000	15,300	15,606	15,918	16,236	16,317
<b>Total Expenses</b>	<b>\$ 1,734,135</b>	<b>\$ 2,471,134</b>	<b>\$ 817,324</b>	<b>\$ 808,826</b>	<b>\$ 825,382</b>	<b>\$ 838,480</b>



**Regional District of Okanagan-Similkameen  
2024-2028 Operational Financial Plan  
ILLEGAL DUMPING - 4250**

**BI 2184 - Maximum Levy**

		2023 Budget	2024 Budget	2025 Budget	2026 Budget	2027 Budget	2028 Budget
\$		<b>25,000</b>					
	<b>Revenue</b>	<b>REVIEW REQUIRED</b>	<b>REVIEW REQUIRED</b>	<b>REVIEW REQUIRED</b>	<b>REVIEW REQUIRED</b>	<b>REVIEW REQUIRED</b>	<b>REVIEW REQUIRED</b>
		0.92%	12.61%	2.40%	2.43%	2.44%	2.47%
TAX REQUISITION		35,882	40,407	41,378	42,384	43,417	44,491
PRIOR YEARS SURPLUS		4,325	-	-	-	-	-
<b>Total Revenue</b>		<b>\$ 40,207</b>	<b>\$ 40,407</b>	<b>\$ 41,378</b>	<b>\$ 42,384</b>	<b>\$ 43,417</b>	<b>\$ 44,491</b>
	<b>Expense</b>						
SALARIES & WAGES		16,456	19,300	19,886	20,493	21,115	21,762
SALARIES & WAGES			186	192	199	205	211
ADMINISTRATION CHARGES		932	1,108	1,143	1,180	1,217	1,256
CONTRACT SERVICES		3,000	3,000	3,105	3,214	3,326	3,443
CONTRACT SERVICES - TIPPING FEES		5,500	5,500	5,693	5,892	6,098	6,312
INSURANCE - LIABILITY		152	152	157	163	169	174
ADVERTISING - PUBLIC EDUCATION		761	761	788	815	844	874
TRAVEL/LEASING		406	400	414	428	443	459
TRANSFER TO OPERATING RESERVE		13,000	10,000	10,000	10,000	10,000	10,000
<b>Total Expenses</b>		<b>\$ 40,207</b>	<b>\$ 40,407</b>	<b>\$ 41,378</b>	<b>\$ 42,384</b>	<b>\$ 43,417</b>	<b>\$ 44,491</b>





**Regional District of Okanagan-Similkameen  
2024-2028 Operational Financial Plan  
SOLID WASTE MANAGEMENT - 4300**

1899.02, 2012 - Assessment

	2023 Budget	2024 Budget	2025 Budget	2026 Budget	2027 Budget	2028 Budget
<b>\$</b>	<b>367,237</b>					
	<b>Compliant</b>	<b>Compliant</b>	<b>Compliant</b>	<b>Compliant</b>	<b>Compliant</b>	<b>Compliant</b>
<b>Revenue</b>	<b>11.36%</b>	<b>-37.59%</b>	<b>8.68%</b>	<b>2.57%</b>	<b>2.56%</b>	<b>2.59%</b>
TAX REQUISITION	280,633	175,156	190,364	195,252	200,259	205,453
TRANSFER FROM OPERATING RESERVE	7,086	245,000	-	-	-	-
PRIOR YEARS SURPLUS	250,000	245,000	-	-	-	-
<b>Total Revenue</b>	<b>\$ 537,719</b>	<b>\$ 665,156</b>	<b>\$ 190,364</b>	<b>\$ 195,252</b>	<b>\$ 200,259</b>	<b>\$ 205,453</b>
<b>Expense</b>						
SALARIES & WAGES	120,620	107,922	111,216	114,645	118,143	121,776
NEW FTE AS AUTHORIZED BY THE BOARD SALARIES & WAGES	27,008	182	188	195	201	207
ADMINISTRATION CHARGES	9,393	8,404	9,134	9,369	9,609	9,858
CONSULTANTS CF	250,000	245,000				
CONSULTANTS			30,000	30,000	30,000	30,000
CONTRACTOR - WEBSITE EXCHANGE SITE	8,120	8,120	8,404	8,698	9,003	9,318
MEMBERSHIP & DUES	3,986	4,555	4,714	4,879	5,050	5,227
FOOD COMPOSTING EDUCATION	25,000	25,000	5,000	5,000	5,000	5,000
INSURANCE - LIABILITY	773	773	800	828	857	887
LEGAL FEES	100	100	104	107	111	115
SUPPLIES	2,000	2,000	2,070	2,142	2,217	2,295
BEAR SMART EXPENSES	9,500	16,600	17,181	17,782	18,405	19,049
BEAR SMART EXPENSES	7,086	-	-	-	-	-
BEAR SMART EXPENSES	1,500	1,500	1,553	1,607	1,663	1,721
TRANSFER TO OPERATING RESERVE	72,633	245,000	-	-	-	-
<b>Total Expenses</b>	<b>\$ 537,719</b>	<b>\$ 665,156</b>	<b>\$ 190,364</b>	<b>\$ 195,252</b>	<b>\$ 200,259</b>	<b>\$ 205,453</b>



**Regional District of Okanagan-Similkameen  
2024-2028 Operational Financial Plan  
ENVIRONMENTAL CONSERVATION - 5010**

RG 734, RG735 C714,z714,714I,714D, 714A 714C 718E 555,BL 2690, 2016

		2023 Budget	2024 Budget	2025 Budget	2026 Budget	2027 Budget	2028 Budget
\$		640,371					
	<b>Revenue</b>	<b>Compliant</b>	<b>Compliant</b>	<b>Compliant</b>	<b>Compliant</b>	<b>Compliant</b>	<b>Compliant</b>
		-0.07%	-0.17%	0.00%	0.00%	0.00%	0.00%
TAX REQUISITION		449,783	449,036	449,035	449,036	449,035	449,035
<b>Total Revenue</b>		\$ 449,783	\$ 449,036	\$ 449,035	\$ 449,036	\$ 449,035	\$ 449,035
	<b>Expense</b>						
ADMINISTRATION CHARGE		11,656	12,379	12,379	12,379	12,379	12,379
OPERATIONS		39,585	40,179	40,781	41,393	42,221	43,000
GRANTS		398,542	396,478	395,875	395,264	394,435	393,656
<b>Total Expenses</b>		\$ 449,783	\$ 449,036	\$ 449,035	\$ 449,036	\$ 449,035	\$ 449,035



**Regional District of Okanagan-Similkameen  
2024-2028 Operational Financial Plan  
RGS - SUB REGIONAL - 5020**

**BL 2421 & 2770 - No Tax Limit**

		2023 Budget	2024 Budget	2025 Budget	2026 Budget	2027 Budget	2028 Budget
<b>No Tax Limit</b>							
	<b>Revenue</b>	<b>No Tax Limit</b>	<b>No Tax Limit</b>	<b>No Tax Limit</b>	<b>No Tax Limit</b>	<b>No Tax Limit</b>	<b>No Tax Limit</b>
		8.89%	14.65%	2.99%	2.97%	2.88%	4.61%
TAX REQUISITION		45,305	51,943	53,494	55,085	56,674	59,286
<b>Total Revenue</b>		<b>\$ 45,305</b>	<b>\$ 51,943</b>	<b>\$ 53,494</b>	<b>\$ 55,085</b>	<b>\$ 56,674</b>	<b>\$ 59,286</b>
	<b>Expense</b>						
SALARIES & WAGES		30,553	36,412	37,522	38,661	39,840	41,055
SALARIES & WAGES			64	66	68	70	72
<b>ADMINISTRATION CHARGES</b>		<b>1,552</b>	<b>1,892</b>	<b>1,948</b>	<b>2,006</b>	<b>2,064</b>	<b>2,159</b>
CONSULTANTS		10,000	10,250	10,506	10,769	11,000	12,000
INSURANCE - LIABILITY		200	250	300	350	400	500
SUPPLIES		1,000	1,025	1,051	1,077	1,100	1,200
ADVERTISING		2,000	2,050	2,101	2,154	2,200	2,300
<b>Total Expenses</b>		<b>\$ 45,305</b>	<b>\$ 51,943</b>	<b>\$ 53,494</b>	<b>\$ 55,085</b>	<b>\$ 56,674</b>	<b>\$ 59,286</b>



**Regional District of Okanagan-Similkameen  
2024-2028 Operational Financial Plan  
NUISANCE CONTROL (Regional Service) - 5550**

BL 2198.01, 2008 - Maximum Tax Limit

		2023 Budget	2024 Budget	2025 Budget	2026 Budget	2027 Budget	2028 Budget
\$	<b>31,250</b>	<b>Compliant</b>	<b>Compliant</b>	<b>Compliant</b>	<b>Compliant</b>	<b>Compliant</b>	<b>Compliant</b>
	<b>Revenue</b>	<b>-8.13%</b>	<b>9.28%</b>	<b>0.00%</b>	<b>0.00%</b>	<b>0.00%</b>	<b>0.00%</b>
	TAX REQUISITION	23,742	25,945	25,945	25,945	25,945	25,945
	TRANSFER FROM OPERATING RESERVE	2,143	-	-	-	-	-
	PRIOR YEARS SURPLUS	2	-	-	-	-	-
	<b>Total Revenue</b>	\$ 25,887	\$ 25,945	\$ 25,945	\$ 25,945	\$ 25,945	\$ 25,945
	<b>Expense</b>						
	ADMINISTRATION CHARGES	887	945	945	945	945	945
	OP - SW - STARLING CONTROL	25,000	25,000	25,000	25,000	25,000	25,000
	<b>Total Expenses</b>	\$ 25,887	\$ 25,945	\$ 25,945	\$ 25,945	\$ 25,945	\$ 25,945



**Regional District of Okanagan-Similkameen  
2024-2028 Operational Financial Plan  
MOSQUITO CONTROL - 5700**

	2023 Budget	2024 Budget	2025 Budget	2026 Budget	2027 Budget	2028 Budget
<b>Revenue</b>	<b>5.16%</b>	<b>9.66%</b>	<b>4.09%</b>	<b>3.98%</b>	<b>3.53%</b>	<b>3.50%</b>
TAX REQUISITION	170,325	186,776	194,420	202,166	209,310	216,642
TRANSFER FROM RESERVE	10,000	50	50	50	50	50
TRANSFER FROM OPERATING RESERVE		8,000	6,000	5,000	4,000	3,000
MISCELLANEOUS REVENUE	18,000	28,000	28,560	29,131	29,714	30,308
<b>Total Revenue</b>	<b>\$ 198,325</b>	<b>\$ 222,826</b>	<b>\$ 229,030</b>	<b>\$ 236,347</b>	<b>\$ 243,074</b>	<b>\$ 250,000</b>
<b>Expense</b>						
SALARIES & WAGES	95,691	99,885	102,881	105,983	109,148	112,421
SALARIES & WAGES		5,251	5,409	5,572	5,739	5,911
<b>ADMINISTRATION CHARGES</b>	<b>6,571</b>	<b>7,856</b>	<b>8,052</b>	<b>8,255</b>	<b>8,462</b>	<b>8,712</b>
HELICOPTER SPRAYING	35,000	40,000	40,800	41,616	42,448	43,297
OP - W&S - PERMIT FEES	1,035	1,056	1,077	1,099	1,121	1,143
OPERATIONS - HEALTH & SAFETY	518	528	539	550	561	572
CONSULTANTS	500	1,200	1,224	1,248	1,273	1,298
EDUCATION & TRAINING	1,056	1,077	1,099	1,121	1,143	1,166
DEPRECIATION	4,000	4,000	4,000	4,000	4,000	4,000
EQUIPMENT	1,200	1,224	1,248	1,273	1,298	1,324
INSURANCE - LIABILITY	853	870	887	905	923	941
INSURANCE - VEHICLE	2,187	2,231	2,276	2,322	2,368	2,415
SUPPLIES	33,000	40,000	40,800	41,616	42,448	43,297
ADVERTISING	500	510	520	530	541	552
TRAVEL/LEASING	13,000	13,260	13,525	13,796	14,072	14,353
UTILITIES - TELEPHONE	714	728	743	758	773	788
TRANSFER TO VEHICLE REPLACEMENT RESERVE		1,000	2,000	3,000	4,000	4,000
TRANSFER TO INTEREST RESERVE		50	50	50	50	50
TRANSFER TO OPERATING RESERVE	2,500	2,100	1,900	2,653	2,706	2,760
<b>Total Expenses</b>	<b>\$ 198,325</b>	<b>\$ 222,826</b>	<b>\$ 229,030</b>	<b>\$ 236,347</b>	<b>\$ 243,074</b>	<b>\$ 250,000</b>



**Regional District of Okanagan-Similkameen  
2024-2028 Operational Financial Plan  
DESTRUCTION OF PESTS - SUMMERLAND - 5800**

		2023 Budget	2024 Budget	2025 Budget	2026 Budget	2027 Budget	2028 Budget
<b>No Tax Limit</b>		<b>No Tax Limit</b>	<b>No Tax Limit</b>	<b>No Tax Limit</b>	<b>No Tax Limit</b>	<b>No Tax Limit</b>	<b>No Tax Limit</b>
	<b>Revenue</b>	<b>-479.07%</b>	<b>-115.95%</b>	<b>3.29%</b>	<b>3.09%</b>	<b>3.28%</b>	<b>3.27%</b>
	CONTRACT - SUMMERLAND	(12,864)	2,052	2,119	2,185	2,256	2,330
	TRANSFER FROM OPERATING RESERVE	16,341	-	-	-	-	-
	PRIOR YEARS SURPLUS	619	-	-	-	-	-
	<b>Total Revenue</b>	<b>\$ 4,096</b>	<b>\$ 2,052</b>	<b>\$ 2,119</b>	<b>\$ 2,185</b>	<b>\$ 2,256</b>	<b>\$ 2,330</b>
	<b>Expense</b>						
	SALARIES & WAGES	1,130	1,058	1,090	1,122	1,156	1,190
	ADMINISTRATION CHARGES	112	75	77	80	82	85
	OPERATIONS - HEALTH & SAFETY	100	104	107	111	115	119
	CONTRACT SERVICES - SPRAYING	900	400	414	428	443	459
	EDUCATION & TRAINING	255	100	104	107	111	115
	INSURANCE - LIABILITY	9	9	10	10	10	11
	SUPPLIES	102	106	109	113	117	121
	ADVERTISING	414	100	104	107	111	115
	TRAVEL/LEASING	255	100	104	107	111	115
	TRANSFER TO OPERATIONAL BUDGET	819	-	-	-	-	-
	<b>Total Expenses</b>	<b>\$ 4,096</b>	<b>\$ 2,052</b>	<b>\$ 2,119</b>	<b>\$ 2,185</b>	<b>\$ 2,256</b>	<b>\$ 2,330</b>





**Regional District of Okanagan-Similkameen  
2024-2028 Operational Financial Plan  
REGIONAL TRAILS - 7720**

RG735 G716, RG734 535, RG73 B16 BL1470.02, - Assessment

	2023 Budget	2024 Budget	2025 Budget	2026 Budget	2027 Budget	2028 Budget
<b>\$</b>	<b>597,301</b>					
	<b>Compliant</b>	<b>Compliant</b>	<b>Compliant</b>	<b>Compliant</b>	<b>Compliant</b>	<b>Compliant</b>
<b>Revenue</b>	<b>9.09%</b>	<b>-5.78%</b>	<b>3.53%</b>	<b>3.17%</b>	<b>3.16%</b>	<b>3.17%</b>
TAX REQUISITION	433,325	408,289	422,708	436,097	449,867	464,107
PARKS REALLOCATION	44,000	45,540	46,997	48,501	50,053	51,655
KVR Trail Mgmt. - PROVINCIAL CONTRIBUTION	5,000	5,175	5,341	5,512	5,688	5,870
TRANSFER FROM CAPITAL RESERVE KVR TRAIL CONST. CHUTE LK TO LITTLE TUNNEL	8,000	8,280	8,545	8,818	9,100	9,391
PRIOR YEARS SURPLUS	5,630	-	-	-	-	-
<b>Total Revenue</b>	<b>\$ 495,955</b>	<b>\$ 467,284</b>	<b>\$ 483,591</b>	<b>\$ 498,928</b>	<b>\$ 514,708</b>	<b>\$ 531,023</b>
<b>Expense</b>						
SALARIES & WAGES	179,298	199,328	205,535	211,934	218,515	225,333
NEW FTE AS AUTHORIZED BY THE BOARD SALARIES & WAGES	8,089	(38,642)	(37,188)	(38,395)	(39,661)	(40,967)
ADMINISTRATION CHARGES	19,273	19,241	19,921	20,552	21,201	21,872
TRAIL MAINTENANCE	20,000	20,400	21,053	21,727	22,422	23,140
ACQUISITION & MANAGEMENT	14,151	15,384	15,877	16,385	16,909	17,451
CONTRACT SERVICES - TRAIL MAINTENANCE	56,375	55,000	56,760	58,576	60,450	62,384
CONTRACT SERVICES	35,378	32,778	32,597	33,702	34,844	36,022
EDUCATION & TRAINING	4,121	4,265	4,401	4,542	4,687	4,837
AMORTIZATION EXPENSE	18,544	19,193	19,807	20,441	21,095	21,770
VEHICLE & EQUIPMENT	16,000	16,560	17,090	17,637	18,201	18,783
PARK/FACILITY IMPROVEMENTS	9,272	9,597	9,904	10,221	10,548	10,886
INSURANCE - PROPERTY	371	378	390	402	415	428
INSURANCE - LIABILITY	1,834	1,898	1,959	2,022	2,087	2,154
INSURANCE - VEHICLE	12,363	12,796	13,205	13,628	14,064	14,514
SUPPLIES - FACILITY	9,787	10,129	10,453	10,788	11,133	11,489
ADVERTISING	2,576	2,666	2,751	2,839	2,930	3,024
TRAVEL AND LEASE	13,393	13,862	14,306	14,764	15,236	15,724
MFA LEASING	24,500	25,358	26,170	27,008	27,872	28,763
TRANSFER TO CAPITAL RESERVE	45,000	46,575	48,065	49,603	51,190	52,828
TRANSFER TO OPERATING RESERVE	5,630	518	535	552	570	588
<b>Total Expenses</b>	<b>\$ 495,955</b>	<b>\$ 467,284</b>	<b>\$ 483,591</b>	<b>\$ 498,928</b>	<b>\$ 514,708</b>	<b>\$ 531,023</b>



**Regional District of Okanagan-Similkameen  
2024-2028 Operational Financial Plan  
TRANSIT - REGIONAL - 8200**

BL 2809 - Assessment

		2023 Budget	2024 Budget	2025 Budget	2026 Budget	2027 Budget	2028 Budget
\$		359,116					
	<b>Revenue</b>	<b>Compliant</b>	<b>Compliant</b>	<b>Compliant</b>	<b>Compliant</b>	<b>Compliant</b>	<b>Compliant</b>
		9.44%	1.50%	3.27%	3.27%	3.27%	3.27%
	TAX REQUISITION	238,993	242,580	250,504	258,689	267,140	275,866
	TRANSIT FARES	60,425	65,474	67,569	69,731	71,962	74,265
	PROVINCIAL GRANT SAFE START	13,032	13,032	13,449	13,879	14,323	14,781
	MISCELLANEOUS REVENUE	18,801	19,337	19,956	20,595	21,254	21,934
	PRIOR YEARS SURPLUS	28,995	-	-	-	-	-
	<b>Total Revenue</b>	<b>\$ 360,246</b>	<b>\$ 340,423</b>	<b>\$ 351,478</b>	<b>\$ 362,894</b>	<b>\$ 374,679</b>	<b>\$ 386,846</b>
	<b>Expense</b>						
	SALARIES & WAGES	38,878	50,920	52,673	54,487	56,361	58,300
	NEW FTE AS AUTHORIZED BY THE BOARD SALARIES & WAGES	673	(16,422)	(16,914)	(17,422)	(17,945)	(18,483)
	ADMINISTRATION CHARGES	11,348	12,369	12,770	13,185	13,613	14,055
	MAINTAINENCE	1,550	1,600	1,651	1,704	1,759	1,815
	OPERATIONS	277,252	289,511	298,775	308,336	318,203	328,385
	TRANSFER TO OPERATING RESERVE	28,995	845	872	900	929	959
	OTHER EXPENSES - MARKETING	1,550	1,600	1,651	1,704	1,759	1,815
	<b>Total Expenses</b>	<b>\$ 360,246</b>	<b>\$ 340,423</b>	<b>\$ 351,478</b>	<b>\$ 362,894</b>	<b>\$ 374,679</b>	<b>\$ 386,846</b>



**Regional District of Okanagan-Similkameen  
2024-2028 Operational Financial Plan  
REGIONAL ECONOMIC DEVELOPMENT (OK FILM) - 9390**

BL 2743 - Assessment

		2023 Budget	2024 Budget	2025 Budget	2026 Budget	2027 Budget	2028 Budget
\$		42,249					
	<b>Revenue</b>	<b>Compliant</b>	<b>Compliant</b>	<b>Compliant</b>	<b>Compliant</b>	<b>Compliant</b>	<b>Compliant</b>
		0.17%	10.63%	0.00%	0.00%	-9.40%	10.38%
	TAX REQUISITION	36,242	40,093	40,093	40,093	36,323	40,093
	<b>Total Revenue</b>	\$ 36,242	\$ 40,093	\$ 40,093	\$ 40,093	\$ 36,323	\$ 40,093
	<b>Expense</b>						
	ADMINISTRATION CHARGE	1,242	1,460	1,460	1,460	1,323	1,460
	GRANT OK FILM COMM	35,000	38,633	38,633	38,633	35,000	38,633
	<b>Total Expenses</b>	\$ 36,242	\$ 40,093	\$ 40,093	\$ 40,093	\$ 36,323	\$ 40,093



**Regional District of Okanagan-Similkameen  
2024-2028 Operational Financial Plan  
STERILE INSECT RELEASE PROGRAM - 6000**

1101, 1989 - Assessment

		2023 Budget	2024 Budget	2025 Budget	2026 Budget	2027 Budget	2028 Budget
\$		2,992,268					
	<b>Revenue</b>	<b>Compliant</b>	<b>Compliant</b>	<b>Compliant</b>	<b>Compliant</b>	<b>Compliant</b>	<b>Compliant</b>
		16.21%	6.42%	6.04%	5.97%	5.89%	4.02%
TAX REQUISITION		485,451	516,622	547,846	580,526	614,724	639,408
PARCEL TAX		508,737	518,912	529,290	539,876	550,674	572,786
GRANT IN LIEU OF TAXES		4,500	4,500	4,500	4,500	4,500	4,500
PRIOR YEARS SURPLUS		(353)	-	-	-	-	-
<b>Total Revenue</b>		<b>\$ 998,335</b>	<b>\$ 1,040,034</b>	<b>\$ 1,081,636</b>	<b>\$ 1,124,902</b>	<b>\$ 1,169,898</b>	<b>\$ 1,216,694</b>
	<b>Expense</b>						
ADMINISTRATION CHARGES		25,871	28,672	29,819	31,012	32,252	33,542
TRANSFER TO SIR		972,464	1,011,362	1,051,817	1,093,890	1,137,646	1,183,152
<b>Total Expenses</b>		<b>\$ 998,335</b>	<b>\$ 1,040,034</b>	<b>\$ 1,081,636</b>	<b>\$ 1,124,902</b>	<b>\$ 1,169,898</b>	<b>\$ 1,216,694</b>



**Regional District of Okanagan-Similkameen  
2024-2028 Operational Financial Plan  
OKANAGAN BASIN WATER BOARD - 6500**

Limit Based on Assessment

		2023 Budget	2024 Budget	2025 Budget	2026 Budget	2027 Budget	2028 Budget
\$		887,906					
	<b>Revenue</b>	<b>Compliant</b>	<b>Compliant</b>	<b>Compliant</b>	<b>Compliant</b>	<b>REVIEW SOON</b>	<b>REVIEW SOON</b>
		3.85%	2.67%	2.50%	2.50%	2.50%	3.52%
TAX REQUISITION		772,633	793,296	813,129	833,457	854,294	884,381
<b>Total Revenue</b>		<b>\$ 772,633</b>	<b>\$ 793,296</b>	<b>\$ 813,129</b>	<b>\$ 833,457</b>	<b>\$ 854,294</b>	<b>\$ 884,381</b>
	<b>Expense</b>						
ADMINISTRATION CHARGES		20,022	21,870	22,417	22,977	23,552	24,381
TRANSFER TO OBWB		752,611	771,426	790,712	810,480	830,742	860,000
<b>Total Expenses</b>		<b>\$ 772,633</b>	<b>\$ 793,296</b>	<b>\$ 813,129</b>	<b>\$ 833,457</b>	<b>\$ 854,294</b>	<b>\$ 884,381</b>



**Regional District of Okanagan-Similkameen  
2024-2028 Operational Financial Plan  
MUNICIPAL FISCAL SERVICES - 9990**

		2023 Budget	2024 Budget	2025 Budget	2026 Budget	2027 Budget	2028 Budget
<b>No Tax Limit</b>		<b>No Tax Limit</b>	<b>No Tax Limit</b>	<b>No Tax Limit</b>	<b>No Tax Limit</b>	<b>No Tax Limit</b>	<b>No Tax Limit</b>
	<b>Revenue</b>	-0.07%	21.18%	-4.17%	-3.74%	-13.43%	-5.50%
DEBENTURE PAYMENT - PENTICTON		3,081,056	3,733,736	3,578,155	3,444,478	2,981,813	2,817,791
DEBENTURE PAYMENT - SUMMERLAND		2,216,420	1,912,165	1,912,165	1,512,019	1,182,141	722,833
DEBENTURE PAYMENT - OSOYOOS		672,009	621,960	624,799	624,799	624,799	624,799
DEBENTURE PAYMENT - OLIVER		910,194	910,194	883,062	660,194	569,037	569,037
DEBENTURE PAYMENT - PRINCETON		421,899	421,899	421,899	421,899	421,899	421,899
DEBENTURE PAYMENT - KEREMEOS		10,015	10,015	10,015	10,015	10,015	10,015
<b>Total Revenue</b>		\$ 7,311,593	\$ 7,609,969	\$ 7,430,095	\$ 6,673,404	\$ 5,789,704	\$ 5,166,374
	<b>Expense</b>						
DEBT INTEREST- PENTICTON		1,173,970	1,546,086	1,478,036	1,467,048	1,322,234	1,210,784
DEBT INTEREST- SUMMERLAND		905,902	766,402	766,402	643,346	582,122	348,122
DEBT INTEREST- OSOYOOS		316,685	292,403	294,328	294,328	294,328	294,328
DEBT INTEREST- OLIVER		343,525	337,008	318,698	310,256	292,569	292,569
DEBT INTEREST- PRINCETON		286,300	286,300	286,300	286,300	286,300	286,300
DEBT INTEREST- KEREMEOS		4,845	4,845	4,845	4,845	4,845	4,845
DEBT PRINCIPAL- PENTICTON		1,907,086	2,187,650	2,100,119	1,977,430	1,659,579	1,607,007
DEBT PRINCIPAL- SUMMERLAND		1,310,518	1,145,763	1,145,763	868,673	600,019	374,711
DEBT PRINCIPAL- OSOYOOS		355,324	329,557	330,471	330,471	330,471	330,471
DEBT PRINCIPAL- OLIVER		566,669	573,186	564,364	349,938	276,468	276,468
DEBT PRINCIPAL- PRINCETON		135,599	135,599	135,599	135,599	135,599	135,599
DEBT PRINCIPAL- KEREMEOS		5,170	5,170	5,170	5,170	5,170	5,170
<b>Total Expenses</b>		\$ 7,311,593	\$ 7,609,969	\$ 7,430,095	\$ 6,673,404	\$ 5,789,704	\$ 5,166,374





**Regional District of Okanagan-Similkameen  
2024-2028 Operational Financial Plan  
STERILE INSECT RELEASE PROGRAM - 6000**

1101, 1989 - Assessment

		2023 Budget	2024 Budget	2025 Budget	2026 Budget	2027 Budget	2028 Budget
\$		2,992,268					
	<b>Revenue</b>	<b>Compliant</b>	<b>Compliant</b>	<b>Compliant</b>	<b>Compliant</b>	<b>Compliant</b>	<b>Compliant</b>
		16.21%	6.42%	6.04%	5.97%	5.89%	4.02%
TAX REQUISITION		485,451	516,622	547,846	580,526	614,724	639,408
PARCEL TAX		508,737	518,912	529,290	539,876	550,674	572,786
GRANT IN LIEU OF TAXES		4,500	4,500	4,500	4,500	4,500	4,500
PRIOR YEARS SURPLUS		(353)	-	-	-	-	-
<b>Total Revenue</b>		<b>\$ 998,335</b>	<b>\$ 1,040,034</b>	<b>\$ 1,081,636</b>	<b>\$ 1,124,902</b>	<b>\$ 1,169,898</b>	<b>\$ 1,216,694</b>
	<b>Expense</b>						
ADMINISTRATION CHARGES		25,871	28,672	29,819	31,012	32,252	33,542
TRANSFER TO SIR		972,464	1,011,362	1,051,817	1,093,890	1,137,646	1,183,152
<b>Total Expenses</b>		<b>\$ 998,335</b>	<b>\$ 1,040,034</b>	<b>\$ 1,081,636</b>	<b>\$ 1,124,902</b>	<b>\$ 1,169,898</b>	<b>\$ 1,216,694</b>



## Regional District of Okanagan-Similkameen

### 2024-2028 Schedule F.3

### **Individual Requisitions**

#### **Town of Princeton**

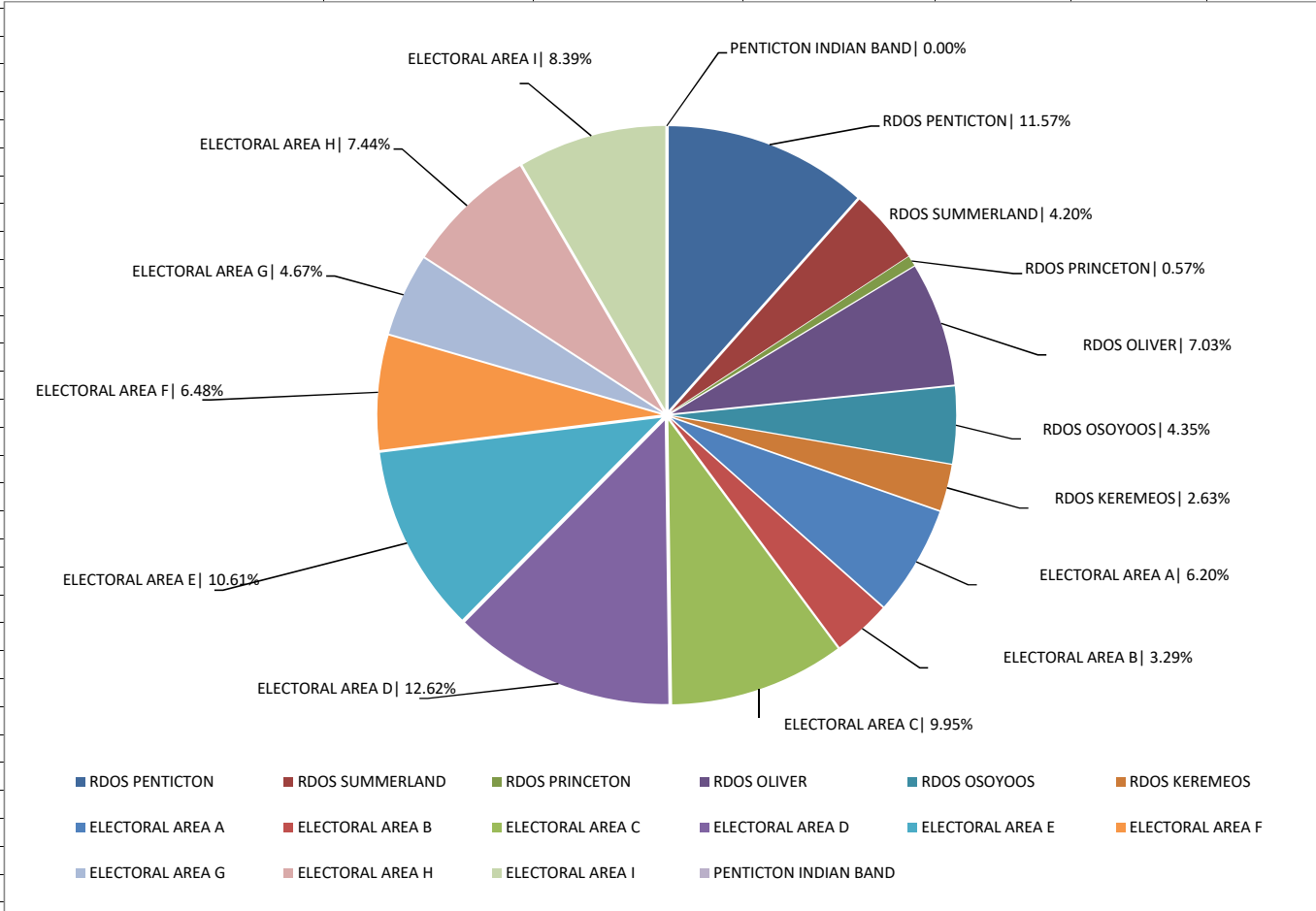
Included in this schedule:

- Summary of Tax Requisitions listing all jurisdictions
- Detail by specific jurisdictions
- Comparison of Tax Requisition by Municipality and Electoral Area
- Individual RDOS portion of tax per various property values\*
- 2024-2028 Operating budget which affect only the member Municipality / Electoral Area
- Capital projects which Princeton contributed funds (if applicable)

\*This comparison is a weighted average

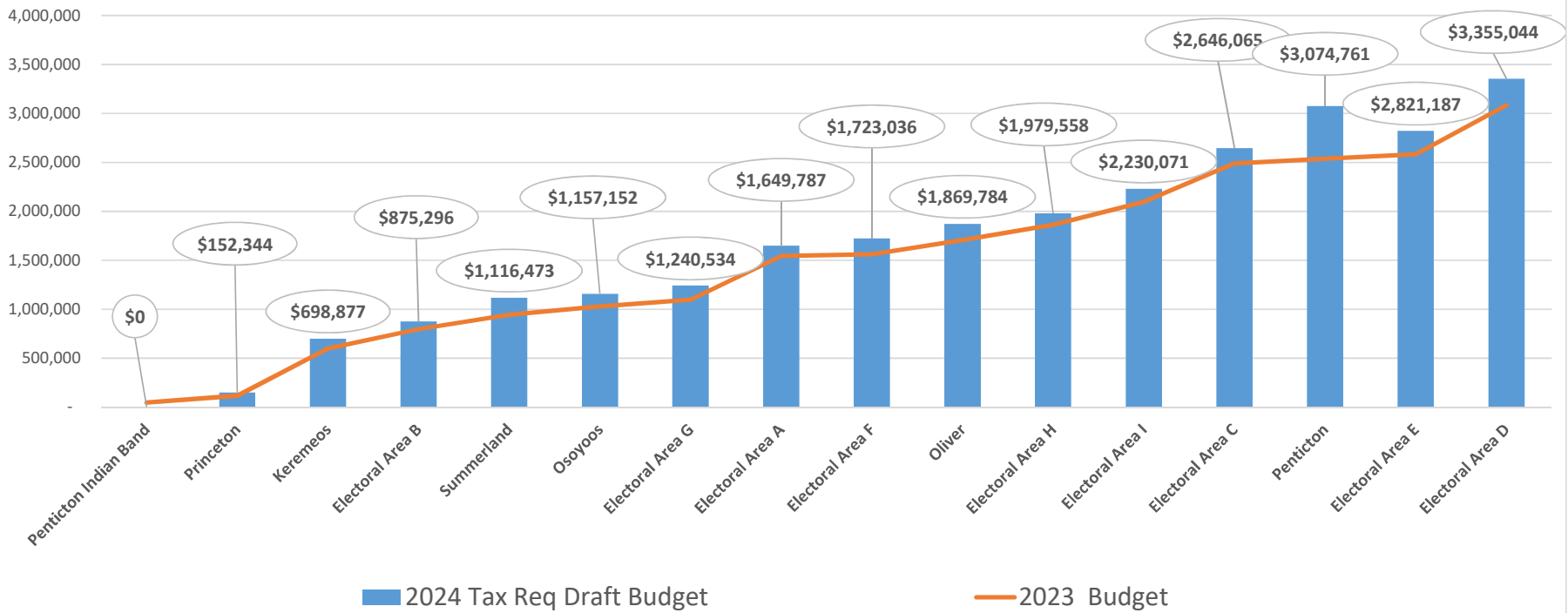
**REGIONAL DISTRICT OKANAGAN-SIMILKAMEEN  
2024 TOTAL REQUISITION SUMMARY**

	<u>2024</u>	<u>2023</u>	<u>\$ Change</u>	<u>% Change</u>	<u>Non-Market Growth %</u>	<u>Net Change %</u>
<b>RDOS PENTICTON</b>	\$ 3,074,761	\$ 2,537,608	\$ 537,153	21.17%	1.05%	20.12%
<b>RDOS SUMMERLAND</b>	1,116,473	944,706	171,767	18.18%	1.77%	16.41%
<b>RDOS PRINCETON</b>	152,344	116,462	35,882	30.81%	0.86%	29.95%
<b>RDOS OLIVER</b>	1,869,784	1,713,954	155,830	9.09%	1.44%	7.65%
<b>RDOS OSOYOOS</b>	1,157,152	1,030,070	127,082	12.34%	1.21%	11.13%
<b>RDOS KEREMEOS</b>	698,877	601,320	97,557	16.22%	1.07%	15.15%
	<b>8,069,392</b>	<b>6,944,120</b>	<b>1,125,272</b>	<b>16.20%</b>	<b>1.24%</b>	<b>14.96%</b>
<b>PENTICTON INDIAN BAND</b>	-	46,265	(46,265)	-100.00%		
<b>ELECTORAL AREA A</b>	1,649,787	1,541,512	108,275	7.02%	2.58%	4.44%
<b>ELECTORAL AREA B</b>	875,296	793,520	81,776	10.31%	5.35%	4.96%
<b>ELECTORAL AREA C</b>	2,646,065	2,478,883	167,182	6.74%	1.60%	5.14%
<b>ELECTORAL AREA D</b>	3,355,044	3,083,591	271,453	8.80%	0.99%	7.81%
<b>ELECTORAL AREA E</b>	2,821,187	2,587,328	233,859	9.04%	3.74%	5.30%
<b>ELECTORAL AREA F</b>	1,723,036	1,560,889	162,147	10.39%	1.54%	8.85%
<b>ELECTORAL AREA G</b>	1,240,534	1,097,296	143,238	13.05%	1.41%	11.64%
<b>ELECTORAL AREA H</b>	1,979,558	1,861,140	118,418	6.36%	2.10%	4.26%
<b>ELECTORAL AREA I</b>	2,230,071	2,097,712	132,359	6.31%	1.30%	5.01%
	<b>18,520,578</b>	<b>17,101,871</b>	<b>1,418,707</b>	<b>8.30%</b>	<b>2.04%</b>	<b>6.26%</b>
<b>TOTAL TAX REQUISITION FOR ALL BUDGETS</b>	<b>\$ 26,589,969</b>	<b>\$ 24,092,256</b>	<b>\$ 2,497,713</b>	<b>10.37%</b>	<b>1.49%</b>	<b>8.88%</b>

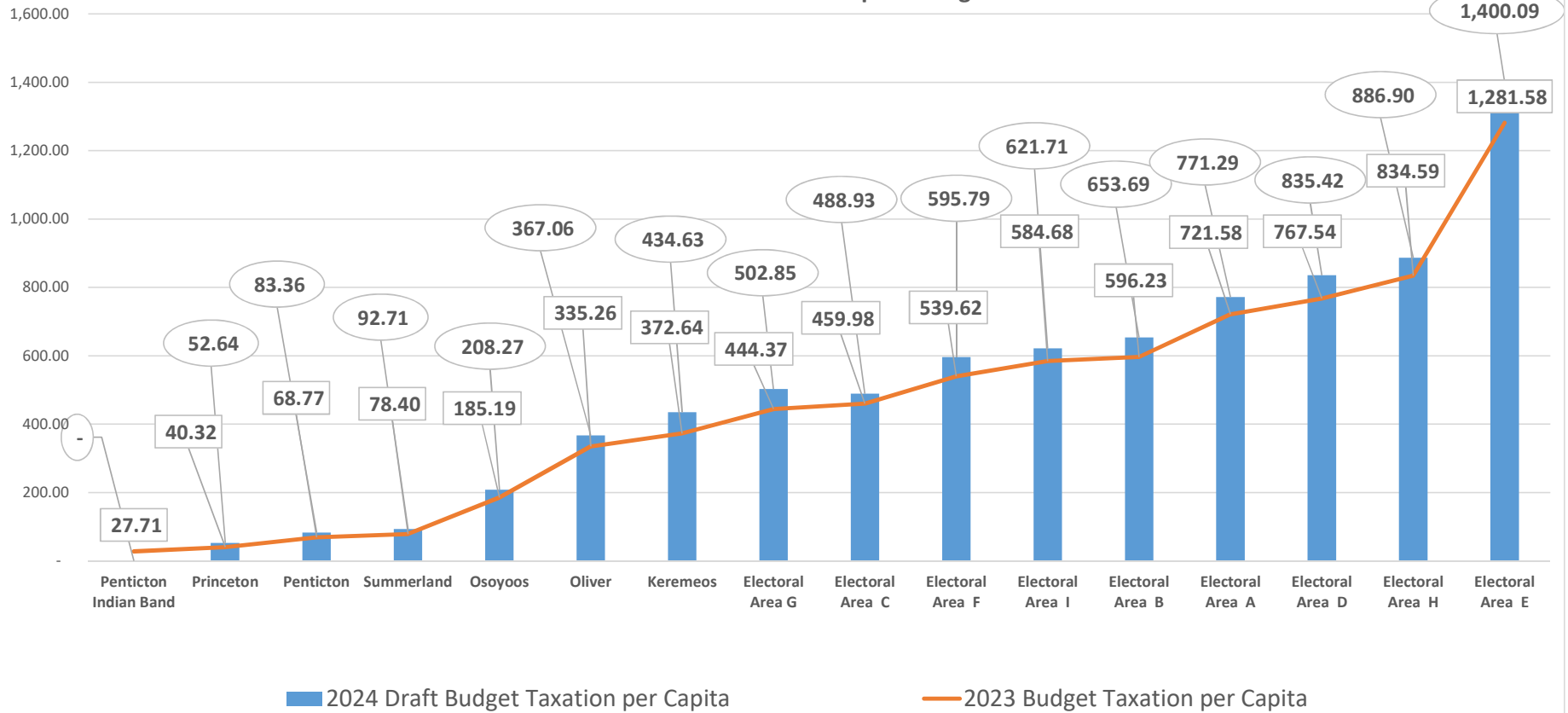


- RDOS PENTICTON
- RDOS SUMMERLAND
- RDOS PRINCETON
- RDOS OLIVER
- RDOS OSOYOOS
- RDOS KEREMEOS
- ELECTORAL AREA A
- ELECTORAL AREA B
- ELECTORAL AREA C
- ELECTORAL AREA D
- ELECTORAL AREA E
- ELECTORAL AREA F
- ELECTORAL AREA G
- ELECTORAL AREA H
- ELECTORAL AREA I
- PENTICTON INDIAN BAND

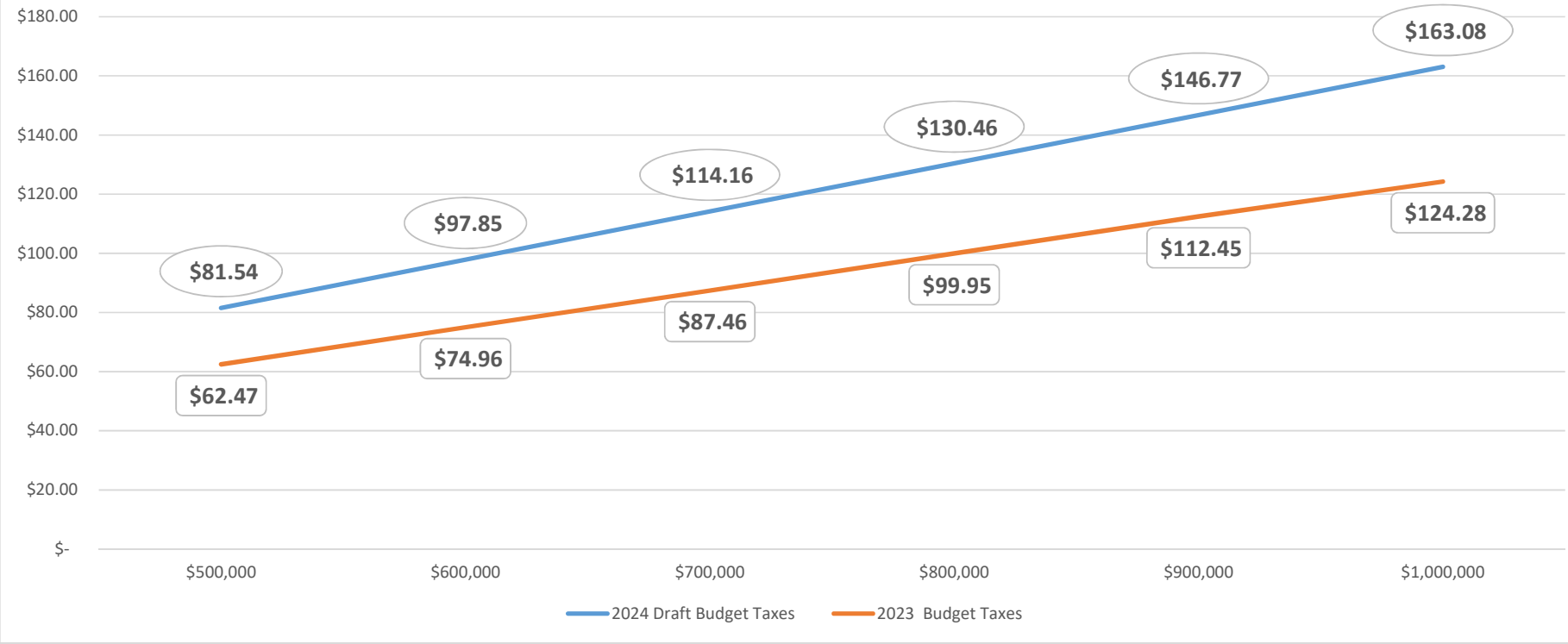
### RDOS 2024 Tax Requisition as at First Reading - Comparison to 2023 Requisition by Member Municipality and Electoral - At Adoption



**RDOS 2024 Taxation Per Capita Comparison as at First Reading - Comparison to 2023 by Member Municipality and Electoral Area - Adopted Budget**



**RDOS 2024 Tax Requisition as at First Reading - Comparison for Various Property Values  
Town of Princeton**





**Regional District of Okanagan-Similkameen  
2024-2028 Operational Financial Plan  
GENERAL GOVERNMENT - 0100**

SLP, 1966 - No Tax Limit

		2023 Budget	2024 Budget	2025 Budget	2026 Budget	2027 Budget	2028 Budget
<b>No Tax Limit</b>		<b>No Tax Limit</b>	<b>No Tax Limit</b>	<b>No Tax Limit</b>	<b>No Tax Limit</b>	<b>No Tax Limit</b>	<b>No Tax Limit</b>
<b>Revenue</b>		<b>7.05%</b>	<b>36.51%</b>	<b>9.93%</b>	<b>3.21%</b>	<b>2.85%</b>	<b>2.85%</b>
TAX REQUISITION		1,612,212	2,200,765	2,419,219	2,496,980	2,568,023	2,641,328
GRANT IN LIEU OF TAXES		5,101	5,101	5,101	5,101	5,101	5,101
RECOVERIES - FOI			400	400	400	400	400
INTEREST INCOME		128,533	-	-	-	-	-
TRANSFER FROM OPERATIONAL RESERVE		57,000	80,000	80,000	80,000	80,000	80,000
MISCELLANEOUS REVENUE		10,201	5,000	5,000	5,000	5,000	5,000
PRIOR YEARS SURPLUS		349,206	-	-	-	-	-
<b>Total Revenue</b>		<b>\$ 2,162,253</b>	<b>\$ 2,291,266</b>	<b>\$ 2,509,720</b>	<b>\$ 2,587,481</b>	<b>\$ 2,658,524</b>	<b>\$ 2,731,829</b>
<b>Expense</b>							
SALARIES & WAGES		1,031,527	1,156,722	1,194,003	1,232,557	1,272,320	1,313,491
NEW FTE AS AUTHORIZED BY THE BOARD SALARIES & WAGES		29,722	256,687	412,739	421,252	429,942	438,820
SALARIES & WAGES - CRIME STOPPERS		92,000	92,500	92,500	92,500	92,500	92,500
HONORARIUMS - DIRECTORS		377,235	416,000	426,060	437,060	447,987	459,186
HONORARIUMS - CHAIRMAN		42,768	44,710	46,275	47,894	49,571	51,306
HONORARIUMS - VICE CHAIRMAN		7,993	8,177	8,463	8,759	9,065	9,383
<b>ADMINISTRATION CHARGE</b>		<b>99,666</b>	<b>133,732</b>	<b>146,987</b>	<b>151,015</b>	<b>155,226</b>	<b>159,570</b>
EDUCATION & TRAINING			1,200	1,242	1,285	1,330	1,377
INSURANCE - PROPERTY		4,467	6,500	6,728	6,963	7,207	7,459
INSURANCE - LIABILITY		31,181	42,000	43,470	44,991	46,566	48,196
SUPPLIES - BOARD DINNERS		25,000	27,000	27,945	28,923	29,935	30,983
ASSET MANAGEMENT SOFTWARE			33,238	34,568	34,568	35,951	37,389
TRAVEL - STAFF		10,302	12,000	12,360	12,731	13,113	13,506
TRAVEL - UBCM & OMMA CONVENTION			-	-	-	-	-
TRAVEL - BOARD		15,453	16,000	16,480	16,974	17,484	18,008
BOARD STAFF RECOGNITION			10,000	10,300	10,609	10,927	11,255
INTERNAL DEBT PRINCIPAL & INTEREST (SYR RESERVE BORROWING)			9,800	19,600	29,400	29,400	29,400
TRANSFER FROM OPERATIONAL RESERVE		349,206	-	-	-	-	-
TRANSFER TO DEPOSIT ACCOUNT		10,302	10,000	10,000	10,000	10,000	10,000
REGIONAL GRANT IN AID - Ha Ha Ha Kidz Fest		5,000	-	-	-	-	-
REGIONAL GRANT IN AID - Okanagan Similkameen Conservation Alliance		3,500	-	-	-	-	-
REGIONAL GRANT IN AID - South Okanagan Immigrant and Community Services		3,500	-	-	-	-	-
REGIONAL GRANT IN AID - Community Wellness Circle							
REGIONAL GRANT IN AID - Peach City Community Radio Society		5,250	-	-	-	-	-
REGIONAL GRANT IN AID - DB Foundation for Health Research			5,000	-	-	-	-
CARBON MITIGATION EXPENSE		6,181	-	-	-	-	-
SAFETY TRACKING - VEHICLES		12,000	-	-	-	-	-
<b>Total Expenses</b>		<b>\$ 2,162,253</b>	<b>\$ 2,291,266</b>	<b>\$ 2,509,720</b>	<b>\$ 2,587,481</b>	<b>\$ 2,658,524</b>	<b>\$ 2,731,829</b>





**Regional District of Okanagan-Similkameen  
2024-2028 Operational Financial Plan  
INVASIVE SPECIES (formerly noxious weeds) - 0200**

BL 2065.02, 2021 - Maximum Levy

		2023 Budget	2024 Budget	2025 Budget	2026 Budget	2027 Budget	2028 Budget
<b>\$</b>		<b>68,750</b>					
	<b>Revenue</b>	<b>REVIEW SOON</b>	<b>REVIEW REQUIRED</b>	<b>REVIEW REQUIRED</b>	<b>REVIEW REQUIRED</b>	<b>REVIEW REQUIRED</b>	<b>REVIEW REQUIRED</b>
		4.87%	34.96%	3.42%	3.43%	3.42%	3.42%
TAX REQUISITION		66,360	89,562	92,622	95,797	99,073	102,465
GRANT IN LIEU OF TAXES		93	96	100	103	107	110
TRANSFER FROM OPERATIONAL RESERVES		22,003	-	-	-	-	-
PROVINCIAL GRANTS		12,000	12,420	12,855	13,305	13,770	14,252
<b>Total Revenue</b>		<b>\$ 100,456</b>	<b>\$ 102,078</b>	<b>\$ 105,577</b>	<b>\$ 109,205</b>	<b>\$ 112,950</b>	<b>\$ 116,827</b>
	<b>Expense</b>						
SALARIES & WAGES		12,117	13,490	13,892	14,312	14,739	15,182
SALARIES & WAGES		-	-	-	-	-	-
ADMINISTRATION CHARGE		3,339	3,718	3,845	3,978	4,114	4,255
CONSULTANTS		50,000	51,750	53,561	55,436	57,376	59,384
CONSULTANTS - ABATEMENT PROGRAM		32,000	33,120	34,279	35,479	36,721	38,006
TRANSFER TO OPERATING RESERVE		3,000	-	-	-	-	-
<b>Total Expenses</b>		<b>\$ 100,456</b>	<b>\$ 102,078</b>	<b>\$ 105,577</b>	<b>\$ 109,205</b>	<b>\$ 112,950</b>	<b>\$ 116,827</b>



**Regional District of Okanagan-Similkameen  
2024-2028 Operational Financial Plan  
911 EMERGENCY CALL SYSTEM - 0400**

**BI 1095 & 1096 - No Tax Limit**

		2023 Budget	2024 Budget	2025 Budget	2026 Budget	2027 Budget	2028 Budget
<b>No Tax Limit</b>		<b>No Tax Limit</b>	<b>No Tax Limit</b>	<b>No Tax Limit</b>	<b>No Tax Limit</b>	<b>No Tax Limit</b>	<b>No Tax Limit</b>
	<b>Revenue</b>	<b>10.27%</b>	<b>19.71%</b>	<b>2.74%</b>	<b>2.75%</b>	<b>2.77%</b>	<b>-9.81%</b>
	TAX REQUISITION	1,089,450	1,304,207	1,340,007	1,376,887	1,414,981	1,276,188
	GRANT IN LIEU OF TAXES	1,880	1,899	1,918	2,000	2,050	2,100
	PRIOR YEARS SURPLUS	21,550	17,466	-	-	-	-
	<b>Total Revenue</b>	<b>\$ 1,112,880</b>	<b>\$ 1,323,572</b>	<b>\$ 1,341,925</b>	<b>\$ 1,378,887</b>	<b>\$ 1,417,031</b>	<b>\$ 1,278,288</b>
	<b>Expense</b>						
	SALARIES & WAGES	105,466	107,629	111,257	115,002	118,876	122,887
	SALARIES & WAGES		18,772	19,341	19,928	20,526	21,142
	ADMINISTRATION CHARGES	31,343	37,439	38,627	39,853	41,118	42,424
	SITE & RADIO MAINTENANCE - ANNUAL CONTRACTS	25,486	25,613	26,433	27,279	28,152	29,053
	UNSCHEDULED MTNCE - FIREHALLS	10,483	15,000	15,480	15,975	16,486	17,014
	UNSCHEDULED MAINTENANCE - TOWERS	15,453	15,000	15,480	15,975	16,486	17,014
	OP - EQPT RENTAL - TRANSMITTER LEASE & M	93,873	110,000	113,520	117,153	120,902	124,771
	CONTRACTS - CENTRAL FIRE Dispatch	377,733	411,957	425,140	438,744	452,784	467,273
	CONTRACTS - OTHER RD - CORD - CENTRAL DI	195,894	199,812	206,206	212,805	219,615	226,643
	INSURANCE - PROPERTY	9,710	9,904	9,954	10,004	10,054	10,104
	INSURANCE - LIABILITY	5,500	5,638	5,666	5,694	5,722	5,751
	LEGAL FEES	3,000	3,000	3,096	3,195	3,297	3,403
	UHF AND VHF RADIO LICENSES	15,724	18,000	18,576	19,170	19,783	20,416
	UTILITIES - TELEPHONE	24,992	25,117	25,921	26,750	27,606	28,489
	DEBT INTEREST (Bylaw 2780/2623)	47,256	47,256	47,256	47,256	47,256	-
	DEBT PRINCIPAL (Bylaw 2780/2623)	130,864	130,864	130,864	130,864	130,864	-
	TRANSFER TO RESERVE CAPITAL	5,000	75,000	77,400	79,877	82,433	85,071
	TRANSFER TO RESERVES RE INTEREST	103	105	108	111	115	119
	TRANSFER TO OPERATING RESERVE	5,000	42,466	25,800	26,626	27,478	28,357
	CONTINGENCY	10,000	25,000	25,800	26,626	27,478	28,357
	<b>Total Expenses</b>	<b>\$ 1,112,880</b>	<b>\$ 1,323,572</b>	<b>\$ 1,341,925</b>	<b>\$ 1,378,887</b>	<b>\$ 1,417,031</b>	<b>\$ 1,278,288</b>



**Regional District of Okanagan-Similkameen  
2024-2028 Operational Financial Plan  
EMERGENCY PLANNING - 0410**

BL 2322, 2004 - No Tax Limit

	2023 Budget	2024 Budget	2025 Budget	2026 Budget	2027 Budget	2028 Budget
<b>No Tax Limit</b>	<b>No Tax Limit</b>	<b>No Tax Limit</b>	<b>No Tax Limit</b>	<b>No Tax Limit</b>	<b>No Tax Limit</b>	<b>No Tax Limit</b>
<b>Revenue</b>	<b>0.40%</b>	<b>114.64%</b>	<b>3.71%</b>	<b>-1.04%</b>	<b>2.05%</b>	<b>1.59%</b>
TAX REQUISITION	366,922	787,555	816,763	808,256	824,807	837,880
GRANT IN LIEU OF TAXES	550	555	561	570	575	600
TRANSFER FROM OPERATING RESERVE	60,000	-	-	-	-	-
PROVINCIAL GRANTS (Carry Forward)	1,266,103	1,583,024	-	-	-	-
PROV GRANTS - UBCM CRI	-	100,000	-	-	-	-
PRIOR YEARS SURPLUS	40,560	-	-	-	-	-
<b>Total Revenue</b>	<b>\$ 1,734,135</b>	<b>\$ 2,471,134</b>	<b>\$ 817,324</b>	<b>\$ 808,826</b>	<b>\$ 825,382</b>	<b>\$ 838,480</b>
<b>Expense</b>						
SALARIES & WAGES	136,154	178,576	184,291	190,195	196,285	202,585
SALARIES & WAGES		235,802	299,734	283,784	291,480	299,387
HONORARIUMS	7,085	7,120	7,156	7,192	7,228	7,264
ADMINISTRATION CHARGES	56,237	79,409	37,029	36,610	37,394	38,011
IT SUPPORT COSTS	3,500	3,605	3,713	3,825	3,939	4,057
FLOOD HAZARD RIKS ASSESSMENT - CF	-	100,000	-	-	-	-
UBCM CEPF - EMERGENCY SUPPORT SERVICES GRANT CF	89,750	-	-	-	-	-
UBCM CRI - FIRESMART GRANT STREAM 1 (OPERATIONS CF)	355,038	-	-	-	-	-
FIRESMART GRANT STREAM 1 (OPERATIONS)	-	240,997	-	-	-	-
EOC SANDBAG OPERATIONS	15,000	15,000	15,075	15,150	15,226	15,302
UBCM - CRI - FIRESMART GRANT STREAM (STAFFING) 2022 GRANT	406,020	-	-	-	-	-
UBCM - CRI - FIRESMART GRANT STREAM (STAFFING) 2022 GRANT	98,130	-	-	-	-	-
UBCM CEPR HEAT PREPAREDNESS CF	300,000	300,000	-	-	-	-
2023 CEPF UCBM GRANT CF	-	117,000	-	-	-	-
2023 EOC CEPF UBCM GRANT EXPENSE CF	-	112,790	-	-	-	-
2023 UBCM CRI FIRESMART GRANT CF	-	200,000	-	-	-	-
2023 CRI FIRESMART GRANT - AREA "A" CF	-	49,997	-	-	-	-
2023 CRI FIRESMART GRANT - AREA "B" CF	-	45,320	-	-	-	-
2023 CRI FIRESMART GRANT - AREA "C" CF	-	45,320	-	-	-	-
2023 CRI FIRESMART GRANT - AREA "D" CF	-	45,320	-	-	-	-
2023 CRI FIRESMART GRANT - AREA "E" CF	-	45,320	-	-	-	-
2023 CRI FIRESMART GRANT - AREA "F" CF	-	45,320	-	-	-	-
2023 CRI FIRESMART GRANT - AREA "G" CF	-	45,320	-	-	-	-
2023 CRI FIRESMART GRANT - AREA "H" CF	-	50,000	-	-	-	-
2023 CRI FIRESMART GRANT - AREA "I" CF	-	45,320	-	-	-	-
2023 E-911 GRANT	-	45,000	-	-	-	-
2024 CEPF DISASTER RISK REDUCTION GRANT	-	150,000	-	-	-	-
CONSULTANTS	4,000	4,080	4,100	4,121	4,142	4,163
AGREEMENT - REGIONAL SEARCH & RESCUE	71,500	90,000	90,450	90,902	91,357	91,814
OPERATIONAL SUPPORT ANIMAL EMERGENCY RESPONSE	10,000	15,000	15,075	15,150	15,226	15,302
REVIEW OF EMERGENCY PROGRAM	60,000	-	-	-	-	-
EDUCATION & TRAINING	25,502	25,630	25,758	25,887	26,016	26,146
EOC SUPPLIES	7,000	8,000	8,040	8,080	8,120	8,161
EQUIPMENT	5,239	5,000	5,050	5,100	5,150	5,200
EQUIPEMENT - SOFTWARE	-	26,000	26,100	26,200	26,300	26,400
INSURANCE - LIABILITY	3,000	3,060	3,121	3,184	3,247	-
INSURANCE - VEHICLE	900	3,000	3,015	3,030	3,045	3,060
LEGAL FEES	1,000	1,000	1,000	1,000	1,000	1,000
SUPPLIES	1,500	3,500	3,515	3,530	3,545	3,550
EOC SUPPLIES	10,000	10,000	10,050	10,100	10,151	10,202
SUPPLIES - MEALS	1,000	1,020	1,040	1,061	1,082	1,087
TRAVEL/LEASING	7,000	7,140	7,283	7,428	7,577	7,578
UTILITIES - TELEPHONE	4,020	5,500	5,528	5,556	5,584	5,612
TRANSFER TO OPERATING RESERVE	40,560	45,368	45,595	45,823	46,052	46,282
EMERGENCY SOCIAL SERVICES	15,000	15,300	15,606	15,918	16,236	16,317
<b>Total Expenses</b>	<b>\$ 1,734,135</b>	<b>\$ 2,471,134</b>	<b>\$ 817,324</b>	<b>\$ 808,826</b>	<b>\$ 825,382</b>	<b>\$ 838,480</b>



**Regional District of Okanagan-Similkameen  
2024-2028 Operational Financial Plan  
ILLEGAL DUMPING - 4250**

**BI 2184 - Maximum Levy**

		2023 Budget	2024 Budget	2025 Budget	2026 Budget	2027 Budget	2028 Budget
\$		<b>25,000</b>					
	<b>Revenue</b>	<b>REVIEW REQUIRED</b>	<b>REVIEW REQUIRED</b>	<b>REVIEW REQUIRED</b>	<b>REVIEW REQUIRED</b>	<b>REVIEW REQUIRED</b>	<b>REVIEW REQUIRED</b>
		0.92%	12.61%	2.40%	2.43%	2.44%	2.47%
TAX REQUISITION		35,882	40,407	41,378	42,384	43,417	44,491
PRIOR YEARS SURPLUS		4,325	-	-	-	-	-
<b>Total Revenue</b>		<b>\$ 40,207</b>	<b>\$ 40,407</b>	<b>\$ 41,378</b>	<b>\$ 42,384</b>	<b>\$ 43,417</b>	<b>\$ 44,491</b>
	<b>Expense</b>						
SALARIES & WAGES		16,456	19,300	19,886	20,493	21,115	21,762
SALARIES & WAGES			186	192	199	205	211
ADMINISTRATION CHARGES		932	1,108	1,143	1,180	1,217	1,256
CONTRACT SERVICES		3,000	3,000	3,105	3,214	3,326	3,443
CONTRACT SERVICES - TIPPING FEES		5,500	5,500	5,693	5,892	6,098	6,312
INSURANCE - LIABILITY		152	152	157	163	169	174
ADVERTISING - PUBLIC EDUCATION		761	761	788	815	844	874
TRAVEL/LEASING		406	400	414	428	443	459
TRANSFER TO OPERATING RESERVE		13,000	10,000	10,000	10,000	10,000	10,000
<b>Total Expenses</b>		<b>\$ 40,207</b>	<b>\$ 40,407</b>	<b>\$ 41,378</b>	<b>\$ 42,384</b>	<b>\$ 43,417</b>	<b>\$ 44,491</b>



**Regional District of Okanagan-Similkameen  
2024-2028 Operational Financial Plan  
SOLID WASTE MANAGEMENT - 4300**

1899.02, 2012 - Assessment

	2023 Budget	2024 Budget	2025 Budget	2026 Budget	2027 Budget	2028 Budget
<b>\$</b>	<b>367,237</b>					
	<b>Compliant</b>	<b>Compliant</b>	<b>Compliant</b>	<b>Compliant</b>	<b>Compliant</b>	<b>Compliant</b>
<b>Revenue</b>	<b>11.36%</b>	<b>-37.59%</b>	<b>8.68%</b>	<b>2.57%</b>	<b>2.56%</b>	<b>2.59%</b>
TAX REQUISITION	280,633	175,156	190,364	195,252	200,259	205,453
TRANSFER FROM OPERATING RESERVE	7,086	245,000	-	-	-	-
PRIOR YEARS SURPLUS	250,000	245,000	-	-	-	-
<b>Total Revenue</b>	<b>\$ 537,719</b>	<b>\$ 665,156</b>	<b>\$ 190,364</b>	<b>\$ 195,252</b>	<b>\$ 200,259</b>	<b>\$ 205,453</b>
<b>Expense</b>						
SALARIES & WAGES	120,620	107,922	111,216	114,645	118,143	121,776
NEW FTE AS AUTHORIZED BY THE BOARD SALARIES & WAGES	27,008	182	188	195	201	207
ADMINISTRATION CHARGES	9,393	8,404	9,134	9,369	9,609	9,858
CONSULTANTS CF	250,000	245,000				
CONSULTANTS			30,000	30,000	30,000	30,000
CONTRACTOR - WEBSITE EXCHANGE SITE	8,120	8,120	8,404	8,698	9,003	9,318
MEMBERSHIP & DUES	3,986	4,555	4,714	4,879	5,050	5,227
FOOD COMPOSTING EDUCATION	25,000	25,000	5,000	5,000	5,000	5,000
INSURANCE - LIABILITY	773	773	800	828	857	887
LEGAL FEES	100	100	104	107	111	115
SUPPLIES	2,000	2,000	2,070	2,142	2,217	2,295
BEAR SMART EXPENSES	9,500	16,600	17,181	17,782	18,405	19,049
BEAR SMART EXPENSES	7,086	-	-	-	-	-
BEAR SMART EXPENSES	1,500	1,500	1,553	1,607	1,663	1,721
TRANSFER TO OPERATING RESERVE	72,633	245,000	-	-	-	-
<b>Total Expenses</b>	<b>\$ 537,719</b>	<b>\$ 665,156</b>	<b>\$ 190,364</b>	<b>\$ 195,252</b>	<b>\$ 200,259</b>	<b>\$ 205,453</b>



**Regional District of Okanagan-Similkameen**  
**2024-2028 Operational Financial Plan**  
**NUISANCE CONTROL (Regional Service) - 5550**

BL 2198.01, 2008 - Maximum Tax Limit

		2023 Budget	2024 Budget	2025 Budget	2026 Budget	2027 Budget	2028 Budget
\$		31,250					
	<b>Revenue</b>	<b>Compliant</b>	<b>Compliant</b>	<b>Compliant</b>	<b>Compliant</b>	<b>Compliant</b>	<b>Compliant</b>
		-8.13%	9.28%	0.00%	0.00%	0.00%	0.00%
	TAX REQUISITION	23,742	25,945	25,945	25,945	25,945	25,945
	TRANSFER FROM OPERATING RESERVE	2,143	-	-	-	-	-
	PRIOR YEARS SURPLUS	2	-	-	-	-	-
	<b>Total Revenue</b>	\$ 25,887	\$ 25,945	\$ 25,945	\$ 25,945	\$ 25,945	\$ 25,945
	<b>Expense</b>						
	ADMINISTRATION CHARGES	887	945	945	945	945	945
	OP - SW - STARLING CONTROL	25,000	25,000	25,000	25,000	25,000	25,000
	<b>Total Expenses</b>	\$ 25,887	\$ 25,945	\$ 25,945	\$ 25,945	\$ 25,945	\$ 25,945



**Regional District of Okanagan-Similkameen  
2024-2028 Operational Financial Plan  
MOSQUITO CONTROL - 5700**

	2023 Budget	2024 Budget	2025 Budget	2026 Budget	2027 Budget	2028 Budget
<b>Revenue</b>	<b>5.16%</b>	<b>9.66%</b>	<b>4.09%</b>	<b>3.98%</b>	<b>3.53%</b>	<b>3.50%</b>
TAX REQUISITION	170,325	186,776	194,420	202,166	209,310	216,642
TRANSFER FROM RESERVE	10,000	50	50	50	50	50
TRANSFER FROM OPERATING RESERVE		8,000	6,000	5,000	4,000	3,000
MISCELLANEOUS REVENUE	18,000	28,000	28,560	29,131	29,714	30,308
<b>Total Revenue</b>	\$ 198,325	\$ 222,826	\$ 229,030	\$ 236,347	\$ 243,074	\$ 250,000
<b>Expense</b>						
SALARIES & WAGES	95,691	99,885	102,881	105,983	109,148	112,421
SALARIES & WAGES		5,251	5,409	5,572	5,739	5,911
<b>ADMINISTRATION CHARGES</b>	<b>6,571</b>	<b>7,856</b>	<b>8,052</b>	<b>8,255</b>	<b>8,462</b>	<b>8,712</b>
HELICOPTER SPRAYING	35,000	40,000	40,800	41,616	42,448	43,297
OP - W&S - PERMIT FEES	1,035	1,056	1,077	1,099	1,121	1,143
OPERATIONS - HEALTH & SAFETY	518	528	539	550	561	572
CONSULTANTS	500	1,200	1,224	1,248	1,273	1,298
EDUCATION & TRAINING	1,056	1,077	1,099	1,121	1,143	1,166
DEPRECIATION	4,000	4,000	4,000	4,000	4,000	4,000
EQUIPMENT	1,200	1,224	1,248	1,273	1,298	1,324
INSURANCE - LIABILITY	853	870	887	905	923	941
INSURANCE - VEHICLE	2,187	2,231	2,276	2,322	2,368	2,415
SUPPLIES	33,000	40,000	40,800	41,616	42,448	43,297
ADVERTISING	500	510	520	530	541	552
TRAVEL/LEASING	13,000	13,260	13,525	13,796	14,072	14,353
UTILITIES - TELEPHONE	714	728	743	758	773	788
TRANSFER TO VEHICLE REPLACEMENT RESERVE		1,000	2,000	3,000	4,000	4,000
TRANSFER TO INTEREST RESERVE		50	50	50	50	50
TRANSFER TO OPERATING RESERVE	2,500	2,100	1,900	2,653	2,706	2,760
<b>Total Expenses</b>	\$ 198,325	\$ 222,826	\$ 229,030	\$ 236,347	\$ 243,074	\$ 250,000





**Regional District of Okanagan-Similkameen  
2024-2028 Operational Financial Plan  
REGIONAL TRAILS - 7720**

RG735 G716, RG734 535, RG73 B16 BL1470.02, - Assessment

	2023 Budget	2024 Budget	2025 Budget	2026 Budget	2027 Budget	2028 Budget
<b>\$</b>	<b>597,301</b>					
	<b>Compliant</b>	<b>Compliant</b>	<b>Compliant</b>	<b>Compliant</b>	<b>Compliant</b>	<b>Compliant</b>
<b>Revenue</b>	<b>9.09%</b>	<b>-5.78%</b>	<b>3.53%</b>	<b>3.17%</b>	<b>3.16%</b>	<b>3.17%</b>
TAX REQUISITION	433,325	408,289	422,708	436,097	449,867	464,107
PARKS REALLOCATION	44,000	45,540	46,997	48,501	50,053	51,655
KVR Trail Mgmt. - PROVINCIAL CONTRIBUTION	5,000	5,175	5,341	5,512	5,688	5,870
TRANSFER FROM CAPITAL RESERVE KVR TRAIL CONST. CHUTE LK TO LITTLE TUNNEL	8,000	8,280	8,545	8,818	9,100	9,391
PRIOR YEARS SURPLUS	5,630	-	-	-	-	-
<b>Total Revenue</b>	<b>\$ 495,955</b>	<b>\$ 467,284</b>	<b>\$ 483,591</b>	<b>\$ 498,928</b>	<b>\$ 514,708</b>	<b>\$ 531,023</b>
<b>Expense</b>						
SALARIES & WAGES	179,298	199,328	205,535	211,934	218,515	225,333
NEW FTE AS AUTHORIZED BY THE BOARD SALARIES & WAGES	8,089	(38,642)	(37,188)	(38,395)	(39,661)	(40,967)
ADMINISTRATION CHARGES	19,273	19,241	19,921	20,552	21,201	21,872
TRAIL MAINTENANCE	20,000	20,400	21,053	21,727	22,422	23,140
ACQUISITION & MANAGEMENT	14,151	15,384	15,877	16,385	16,909	17,451
CONTRACT SERVICES - TRAIL MAINTENANCE	56,375	55,000	56,760	58,576	60,450	62,384
CONTRACT SERVICES	35,378	32,778	32,597	33,702	34,844	36,022
EDUCATION & TRAINING	4,121	4,265	4,401	4,542	4,687	4,837
AMORTIZATION EXPENSE	18,544	19,193	19,807	20,441	21,095	21,770
VEHICLE & EQUIPMENT	16,000	16,560	17,090	17,637	18,201	18,783
PARK/FACILITY IMPROVEMENTS	9,272	9,597	9,904	10,221	10,548	10,886
INSURANCE - PROPERTY	371	378	390	402	415	428
INSURANCE - LIABILITY	1,834	1,898	1,959	2,022	2,087	2,154
INSURANCE - VEHICLE	12,363	12,796	13,205	13,628	14,064	14,514
SUPPLIES - FACILITY	9,787	10,129	10,453	10,788	11,133	11,489
ADVERTISING	2,576	2,666	2,751	2,839	2,930	3,024
TRAVEL AND LEASE	13,393	13,862	14,306	14,764	15,236	15,724
MFA LEASING	24,500	25,358	26,170	27,008	27,872	28,763
TRANSFER TO CAPITAL RESERVE	45,000	46,575	48,065	49,603	51,190	52,828
TRANSFER TO OPERATING RESERVE	5,630	518	535	552	570	588
<b>Total Expenses</b>	<b>\$ 495,955</b>	<b>\$ 467,284</b>	<b>\$ 483,591</b>	<b>\$ 498,928</b>	<b>\$ 514,708</b>	<b>\$ 531,023</b>



**Regional District of Okanagan-Similkameen  
2024-2028 Operational Financial Plan  
TRANSIT - REGIONAL - 8200**

BL 2809 - Assessment

		2023 Budget	2024 Budget	2025 Budget	2026 Budget	2027 Budget	2028 Budget
\$		359,116					
	<b>Revenue</b>	<b>Compliant</b>	<b>Compliant</b>	<b>Compliant</b>	<b>Compliant</b>	<b>Compliant</b>	<b>Compliant</b>
		9.44%	1.50%	3.27%	3.27%	3.27%	3.27%
	TAX REQUISITION	238,993	242,580	250,504	258,689	267,140	275,866
	TRANSIT FARES	60,425	65,474	67,569	69,731	71,962	74,265
	PROVINCIAL GRANT SAFE START	13,032	13,032	13,449	13,879	14,323	14,781
	MISCELLANEOUS REVENUE	18,801	19,337	19,956	20,595	21,254	21,934
	PRIOR YEARS SURPLUS	28,995	-	-	-	-	-
	<b>Total Revenue</b>	<b>\$ 360,246</b>	<b>\$ 340,423</b>	<b>\$ 351,478</b>	<b>\$ 362,894</b>	<b>\$ 374,679</b>	<b>\$ 386,846</b>
	<b>Expense</b>						
	SALARIES & WAGES	38,878	50,920	52,673	54,487	56,361	58,300
	NEW FTE AS AUTHORIZED BY THE BOARD SALARIES & WAGES	673	(16,422)	(16,914)	(17,422)	(17,945)	(18,483)
	ADMINISTRATION CHARGES	11,348	12,369	12,770	13,185	13,613	14,055
	MAINTAINENCE	1,550	1,600	1,651	1,704	1,759	1,815
	OPERATIONS	277,252	289,511	298,775	308,336	318,203	328,385
	TRANSFER TO OPERATING RESERVE	28,995	845	872	900	929	959
	OTHER EXPENSES - MARKETING	1,550	1,600	1,651	1,704	1,759	1,815
	<b>Total Expenses</b>	<b>\$ 360,246</b>	<b>\$ 340,423</b>	<b>\$ 351,478</b>	<b>\$ 362,894</b>	<b>\$ 374,679</b>	<b>\$ 386,846</b>



**Regional District of Okanagan-Similkameen**  
**2024-2028 Operational Financial Plan**  
**REGIONAL ECONOMIC DEVELOPMENT (OK FILM) - 9390**

BL 2743 - Assessment

		2023 Budget	2024 Budget	2025 Budget	2026 Budget	2027 Budget	2028 Budget
\$		42,249					
	<b>Revenue</b>	<b>Compliant</b>	<b>Compliant</b>	<b>Compliant</b>	<b>Compliant</b>	<b>Compliant</b>	<b>Compliant</b>
		0.17%	10.63%	0.00%	0.00%	-9.40%	10.38%
TAX REQUISITION		36,242	40,093	40,093	40,093	36,323	40,093
<b>Total Revenue</b>		\$ 36,242	\$ 40,093	\$ 40,093	\$ 40,093	\$ 36,323	\$ 40,093
	<b>Expense</b>						
ADMINISTRATION CHARGE		1,242	1,460	1,460	1,460	1,323	1,460
GRANT OK FILM COMM		35,000	38,633	38,633	38,633	35,000	38,633
<b>Total Expenses</b>		\$ 36,242	\$ 40,093	\$ 40,093	\$ 40,093	\$ 36,323	\$ 40,093



**Regional District of Okanagan-Similkameen  
2024-2028 Operational Financial Plan  
MUNICIPAL FISCAL SERVICES - 9990**

		2023 Budget	2024 Budget	2025 Budget	2026 Budget	2027 Budget	2028 Budget
<b>No Tax Limit</b>		<b>No Tax Limit</b>	<b>No Tax Limit</b>	<b>No Tax Limit</b>	<b>No Tax Limit</b>	<b>No Tax Limit</b>	<b>No Tax Limit</b>
	<b>Revenue</b>	-0.07%	21.18%	-4.17%	-3.74%	-13.43%	-5.50%
DEBENTURE PAYMENT - PENTICTON		3,081,056	3,733,736	3,578,155	3,444,478	2,981,813	2,817,791
DEBENTURE PAYMENT - SUMMERLAND		2,216,420	1,912,165	1,912,165	1,512,019	1,182,141	722,833
DEBENTURE PAYMENT - OSOYOOS		672,009	621,960	624,799	624,799	624,799	624,799
DEBENTURE PAYMENT - OLIVER		910,194	910,194	883,062	660,194	569,037	569,037
DEBENTURE PAYMENT - PRINCETON		421,899	421,899	421,899	421,899	421,899	421,899
DEBENTURE PAYMENT - KEREMEOS		10,015	10,015	10,015	10,015	10,015	10,015
<b>Total Revenue</b>		\$ 7,311,593	\$ 7,609,969	\$ 7,430,095	\$ 6,673,404	\$ 5,789,704	\$ 5,166,374
	<b>Expense</b>						
DEBT INTEREST- PENTICTON		1,173,970	1,546,086	1,478,036	1,467,048	1,322,234	1,210,784
DEBT INTEREST- SUMMERLAND		905,902	766,402	766,402	643,346	582,122	348,122
DEBT INTEREST- OSOYOOS		316,685	292,403	294,328	294,328	294,328	294,328
DEBT INTEREST- OLIVER		343,525	337,008	318,698	310,256	292,569	292,569
DEBT INTEREST- PRINCETON		286,300	286,300	286,300	286,300	286,300	286,300
DEBT INTEREST- KEREMEOS		4,845	4,845	4,845	4,845	4,845	4,845
DEBT PRINCIPAL- PENTICTON		1,907,086	2,187,650	2,100,119	1,977,430	1,659,579	1,607,007
DEBT PRINCIPAL- SUMMERLAND		1,310,518	1,145,763	1,145,763	868,673	600,019	374,711
DEBT PRINCIPAL- OSOYOOS		355,324	329,557	330,471	330,471	330,471	330,471
DEBT PRINCIPAL- OLIVER		566,669	573,186	564,364	349,938	276,468	276,468
DEBT PRINCIPAL- PRINCETON		135,599	135,599	135,599	135,599	135,599	135,599
DEBT PRINCIPAL- KEREMEOS		5,170	5,170	5,170	5,170	5,170	5,170
<b>Total Expenses</b>		\$ 7,311,593	\$ 7,609,969	\$ 7,430,095	\$ 6,673,404	\$ 5,789,704	\$ 5,166,374



# Regional District of Okanagan-Similkameen

## 2024-2028 Schedule F.4

### **Individual Requisitions**

#### **Town of Oliver**

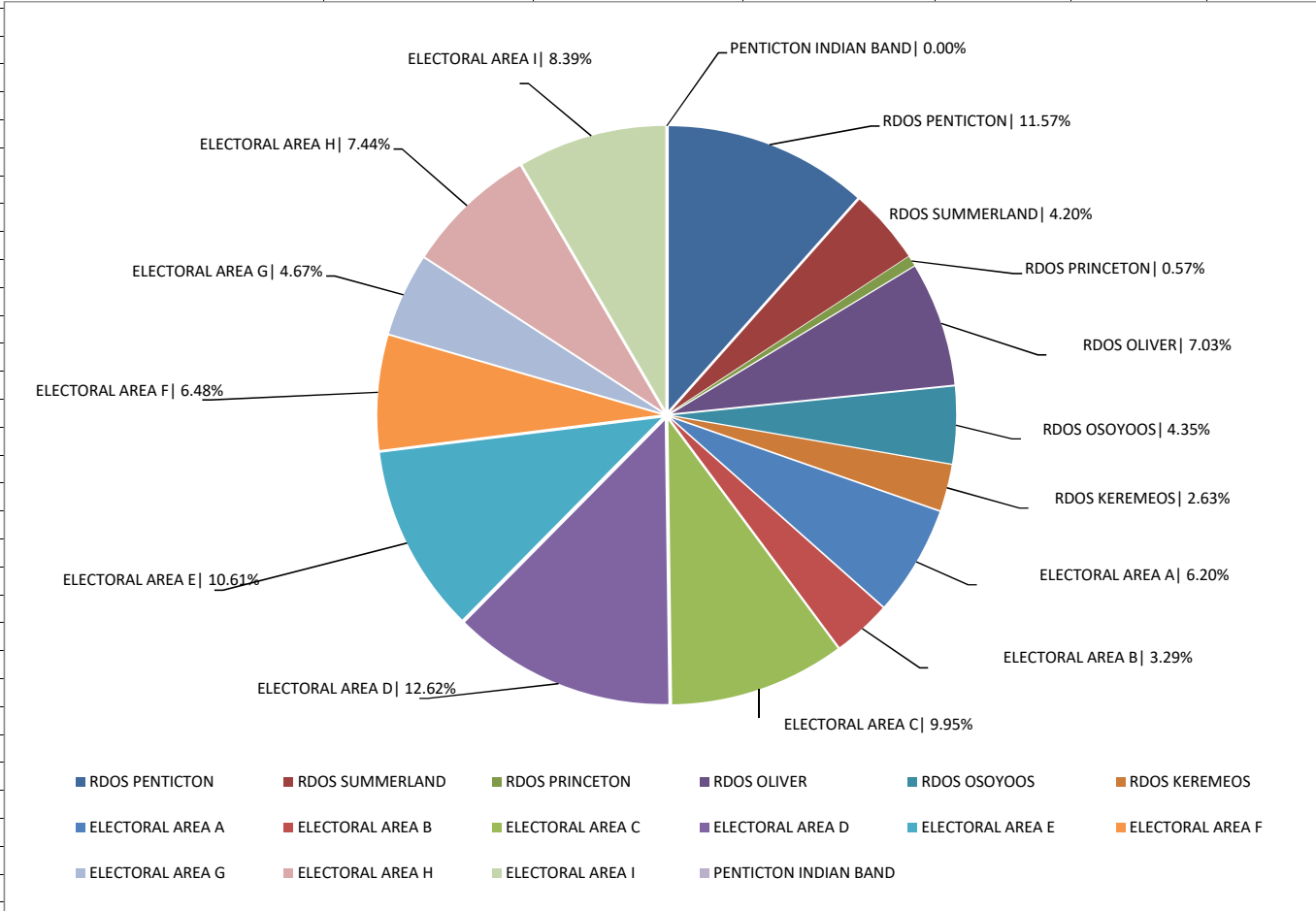
Included in this schedule:

- Summary of Tax Requisitions listing all jurisdictions
- Detail by specific jurisdictions
- Comparison of Tax Requisition by Municipality and Electoral Area
- Individual RDOS portion of tax per various property values\*
- 2024-2028 Operating budget which affect only the member Municipality / Electoral Area
- Capital projects which Oliver contributed funds (if applicable)

\*This comparison is a weighted average

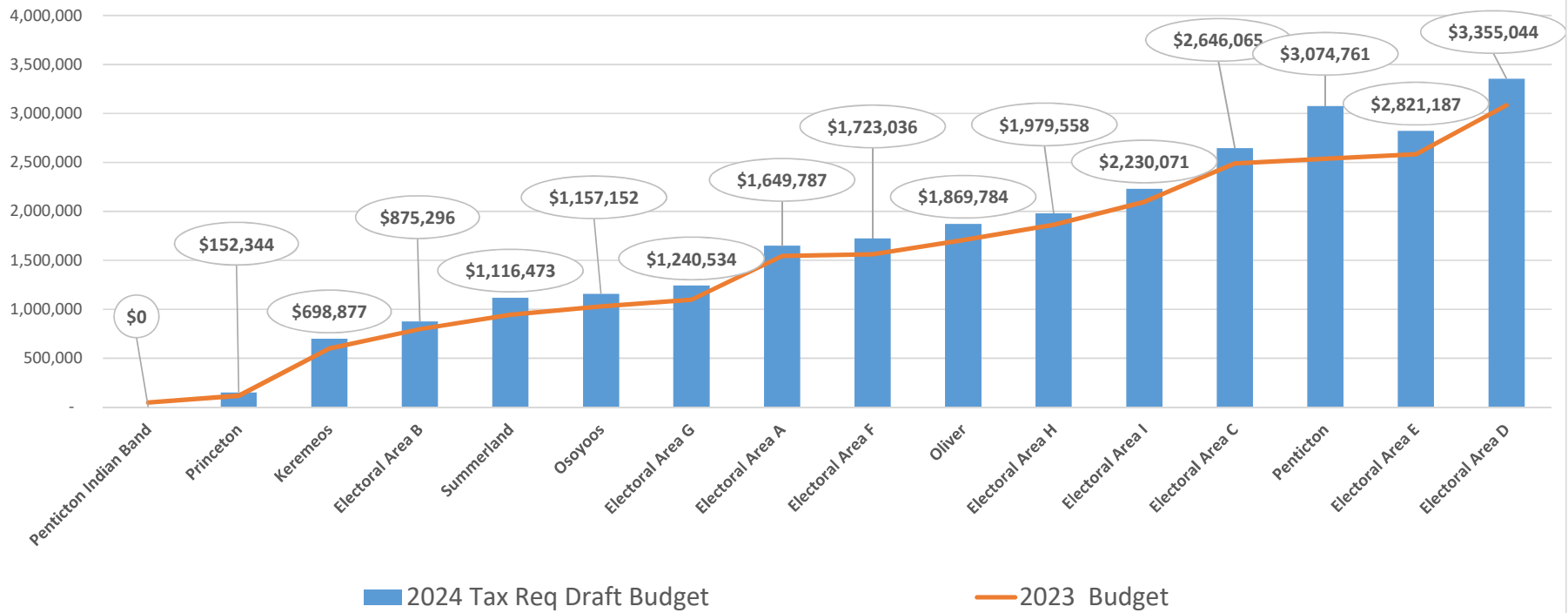
**REGIONAL DISTRICT OKANAGAN-SIMILKAMEEN  
2024 TOTAL REQUISITION SUMMARY**

	<u>2024</u>	<u>2023</u>	<u>\$ Change</u>	<u>% Change</u>	<u>Non-Market Growth %</u>	<u>Net Change %</u>
<b>RDOS PENTICTON</b>	\$ 3,074,761	\$ 2,537,608	\$ 537,153	21.17%	1.05%	20.12%
<b>RDOS SUMMERLAND</b>	1,116,473	944,706	171,767	18.18%	1.77%	16.41%
<b>RDOS PRINCETON</b>	152,344	116,462	35,882	30.81%	0.86%	29.95%
<b>RDOS OLIVER</b>	1,869,784	1,713,954	155,830	9.09%	1.44%	7.65%
<b>RDOS OSOYOOS</b>	1,157,152	1,030,070	127,082	12.34%	1.21%	11.13%
<b>RDOS KEREMEOS</b>	698,877	601,320	97,557	16.22%	1.07%	15.15%
	<b>8,069,392</b>	<b>6,944,120</b>	<b>1,125,272</b>	<b>16.20%</b>	<b>1.24%</b>	<b>14.96%</b>
<b>PENTICTON INDIAN BAND</b>	-	46,265	(46,265)	-100.00%		
<b>ELECTORAL AREA A</b>	1,649,787	1,541,512	108,275	7.02%	2.58%	4.44%
<b>ELECTORAL AREA B</b>	875,296	793,520	81,776	10.31%	5.35%	4.96%
<b>ELECTORAL AREA C</b>	2,646,065	2,478,883	167,182	6.74%	1.60%	5.14%
<b>ELECTORAL AREA D</b>	3,355,044	3,083,591	271,453	8.80%	0.99%	7.81%
<b>ELECTORAL AREA E</b>	2,821,187	2,587,328	233,859	9.04%	3.74%	5.30%
<b>ELECTORAL AREA F</b>	1,723,036	1,560,889	162,147	10.39%	1.54%	8.85%
<b>ELECTORAL AREA G</b>	1,240,534	1,097,296	143,238	13.05%	1.41%	11.64%
<b>ELECTORAL AREA H</b>	1,979,558	1,861,140	118,418	6.36%	2.10%	4.26%
<b>ELECTORAL AREA I</b>	2,230,071	2,097,712	132,359	6.31%	1.30%	5.01%
	<b>18,520,578</b>	<b>17,101,871</b>	<b>1,418,707</b>	<b>8.30%</b>	<b>2.04%</b>	<b>6.26%</b>
<b>TOTAL TAX REQUISITION FOR ALL BUDGETS</b>	<b>\$ 26,589,969</b>	<b>\$ 24,092,256</b>	<b>\$ 2,497,713</b>	<b>10.37%</b>	<b>1.49%</b>	<b>8.88%</b>



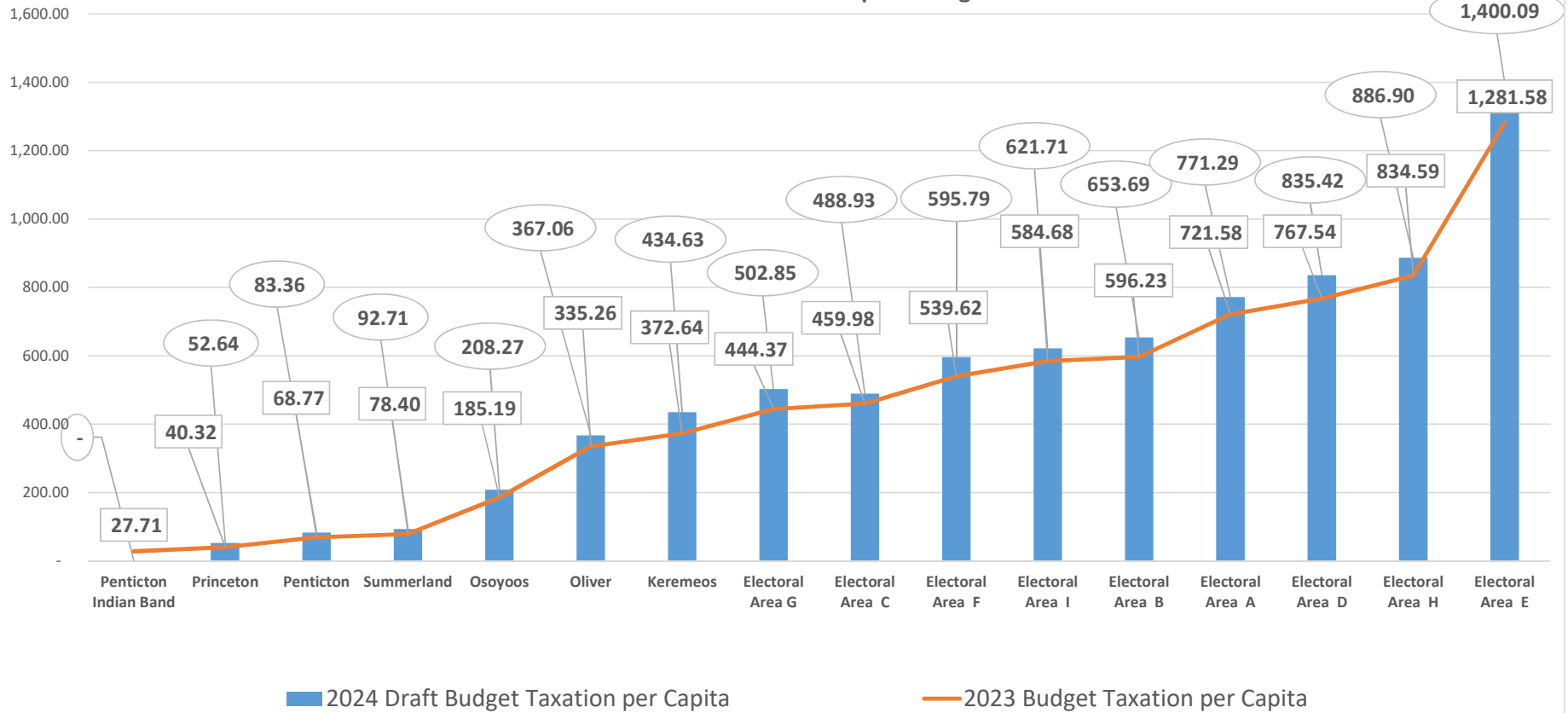
- RDOS PENTICTON
- RDOS SUMMERLAND
- RDOS PRINCETON
- RDOS OLIVER
- RDOS OSOYOOS
- RDOS KEREMEOS
- ELECTORAL AREA A
- ELECTORAL AREA B
- ELECTORAL AREA C
- ELECTORAL AREA D
- ELECTORAL AREA E
- ELECTORAL AREA F
- ELECTORAL AREA G
- ELECTORAL AREA H
- ELECTORAL AREA I
- PENTICTON INDIAN BAND

### RDOS 2024 Tax Requisition as at First Reading - Comparison to 2023 Requisition by Member Municipality and Electoral - At Adoption

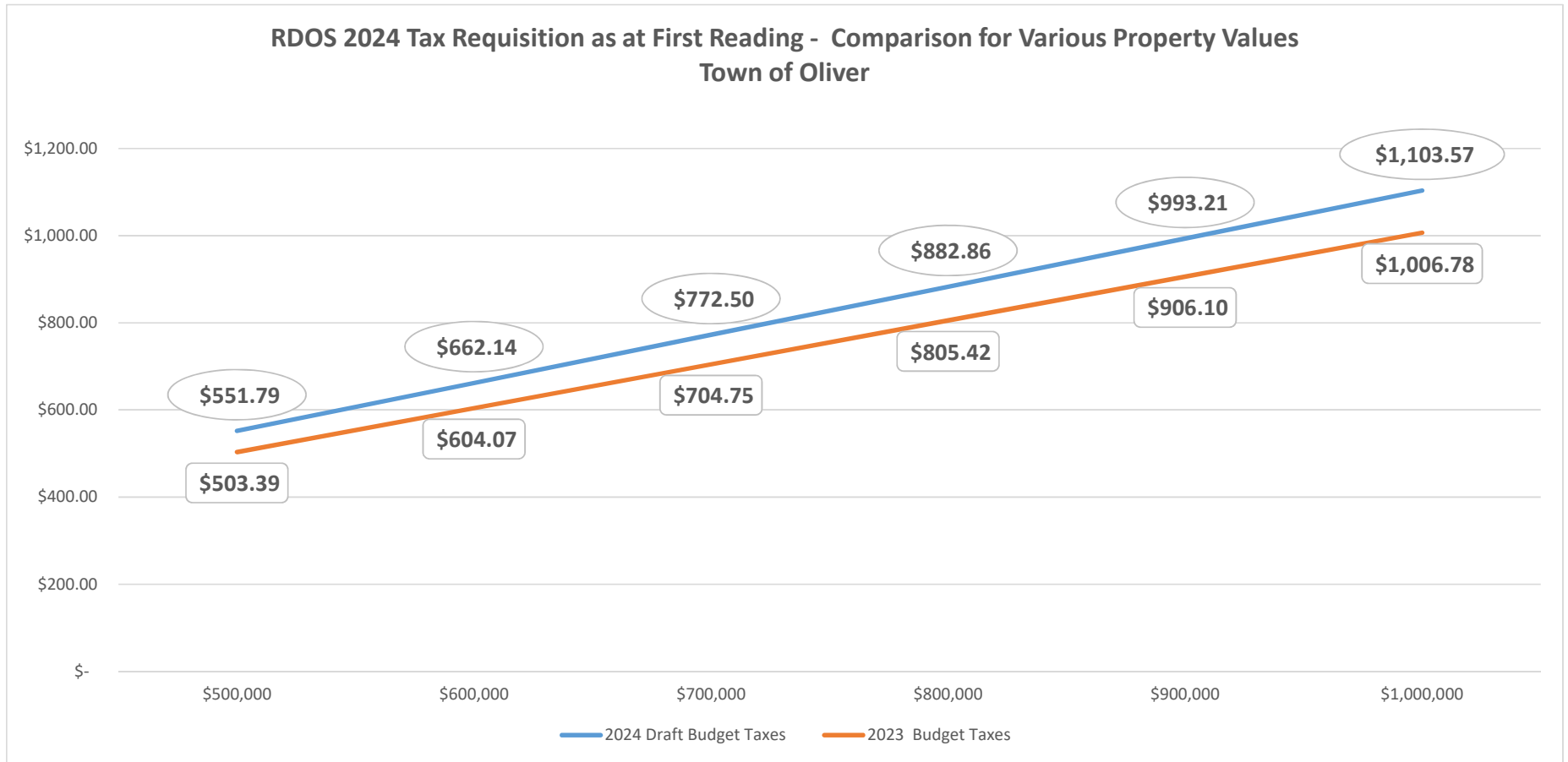




**RDOS 2024 Taxation Per Capita Comparison as at First Reading - Comparison to 2023 by Member Municipality and Electoral Area - Adopted Budget**



### RDOS 2024 Tax Requisition as at First Reading - Comparison for Various Property Values Town of Oliver





**Regional District of Okanagan-Similkameen  
2024-2028 Operational Financial Plan  
GENERAL GOVERNMENT - 0100**

SLP, 1966 - No Tax Limit

		2023 Budget	2024 Budget	2025 Budget	2026 Budget	2027 Budget	2028 Budget
<b>No Tax Limit</b>		<b>No Tax Limit</b>	<b>No Tax Limit</b>	<b>No Tax Limit</b>	<b>No Tax Limit</b>	<b>No Tax Limit</b>	<b>No Tax Limit</b>
<b>Revenue</b>		<b>7.05%</b>	<b>36.51%</b>	<b>9.93%</b>	<b>3.21%</b>	<b>2.85%</b>	<b>2.85%</b>
TAX REQUISITION		1,612,212	2,200,765	2,419,219	2,496,980	2,568,023	2,641,328
GRANT IN LIEU OF TAXES		5,101	5,101	5,101	5,101	5,101	5,101
RECOVERIES - FOI			400	400	400	400	400
INTEREST INCOME		128,533	-	-	-	-	-
TRANSFER FROM OPERATIONAL RESERVE		57,000	80,000	80,000	80,000	80,000	80,000
MISCELLANEOUS REVENUE		10,201	5,000	5,000	5,000	5,000	5,000
PRIOR YEARS SURPLUS		349,206	-	-	-	-	-
<b>Total Revenue</b>		<b>\$ 2,162,253</b>	<b>\$ 2,291,266</b>	<b>\$ 2,509,720</b>	<b>\$ 2,587,481</b>	<b>\$ 2,658,524</b>	<b>\$ 2,731,829</b>
<b>Expense</b>							
SALARIES & WAGES		1,031,527	1,156,722	1,194,003	1,232,557	1,272,320	1,313,491
NEW FTE AS AUTHORIZED BY THE BOARD SALARIES & WAGES		29,722	256,687	412,739	421,252	429,942	438,820
SALARIES & WAGES - CRIME STOPPERS		92,000	92,500	92,500	92,500	92,500	92,500
HONORARIUMS - DIRECTORS		377,235	416,000	426,060	437,060	447,987	459,186
HONORARIUMS - CHAIRMAN		42,768	44,710	46,275	47,894	49,571	51,306
HONORARIUMS - VICE CHAIRMAN		7,993	8,177	8,463	8,759	9,065	9,383
<b>ADMINISTRATION CHARGE</b>		<b>99,666</b>	<b>133,732</b>	<b>146,987</b>	<b>151,015</b>	<b>155,226</b>	<b>159,570</b>
EDUCATION & TRAINING			1,200	1,242	1,285	1,330	1,377
INSURANCE - PROPERTY		4,467	6,500	6,728	6,963	7,207	7,459
INSURANCE - LIABILITY		31,181	42,000	43,470	44,991	46,566	48,196
SUPPLIES - BOARD DINNERS		25,000	27,000	27,945	28,923	29,935	30,983
ASSET MANAGEMENT SOFTWARE			33,238	34,568	34,568	35,951	37,389
TRAVEL - STAFF		10,302	12,000	12,360	12,731	13,113	13,506
TRAVEL - UBCM & OMMA CONVENTION			-	-	-	-	-
TRAVEL - BOARD		15,453	16,000	16,480	16,974	17,484	18,008
BOARD STAFF RECOGNITION			10,000	10,300	10,609	10,927	11,255
INTERNAL DEBT PRINCIPAL & INTEREST (SYR RESERVE BORROWING)			9,800	19,600	29,400	29,400	29,400
TRANSFER FROM OPERATIONAL RESERVE		349,206	-	-	-	-	-
TRANSFER TO DEPOSIT ACCOUNT		10,302	10,000	10,000	10,000	10,000	10,000
REGIONAL GRANT IN AID - Ha Ha Ha Kidz Fest		5,000	-	-	-	-	-
REGIONAL GRANT IN AID - Okanagan Similkameen Conservation Alliance		3,500	-	-	-	-	-
REGIONAL GRANT IN AID - South Okanagan Immigrant and Community Services		3,500	-	-	-	-	-
REGIONAL GRANT IN AID - Community Wellness Circle							
REGIONAL GRANT IN AID - Peach City Community Radio Society		5,250	-	-	-	-	-
REGIONAL GRANT IN AID - DB Foundation for Health Research			5,000	-	-	-	-
CARBON MITIGATION EXPENSE		6,181	-	-	-	-	-
SAFETY TRACKING - VEHICLES		12,000	-	-	-	-	-
<b>Total Expenses</b>		<b>\$ 2,162,253</b>	<b>\$ 2,291,266</b>	<b>\$ 2,509,720</b>	<b>\$ 2,587,481</b>	<b>\$ 2,658,524</b>	<b>\$ 2,731,829</b>



**Regional District of Okanagan-Similkameen  
2024-2028 Operational Financial Plan  
INVASIVE SPECIES (formerly noxious weeds) - 0200**

BL 2065.02, 2021 - Maximum Levy

		2023 Budget	2024 Budget	2025 Budget	2026 Budget	2027 Budget	2028 Budget
<b>\$</b>		<b>68,750</b>					
	<b>Revenue</b>	<b>REVIEW SOON</b>	<b>REVIEW REQUIRED</b>	<b>REVIEW REQUIRED</b>	<b>REVIEW REQUIRED</b>	<b>REVIEW REQUIRED</b>	<b>REVIEW REQUIRED</b>
		4.87%	34.96%	3.42%	3.43%	3.42%	3.42%
TAX REQUISITION		66,360	89,562	92,622	95,797	99,073	102,465
GRANT IN LIEU OF TAXES		93	96	100	103	107	110
TRANSFER FROM OPERATIONAL RESERVES		22,003	-	-	-	-	-
PROVINCIAL GRANTS		12,000	12,420	12,855	13,305	13,770	14,252
<b>Total Revenue</b>		<b>\$ 100,456</b>	<b>\$ 102,078</b>	<b>\$ 105,577</b>	<b>\$ 109,205</b>	<b>\$ 112,950</b>	<b>\$ 116,827</b>
	<b>Expense</b>						
SALARIES & WAGES		12,117	13,490	13,892	14,312	14,739	15,182
SALARIES & WAGES		-	-	-	-	-	-
ADMINISTRATION CHARGE		3,339	3,718	3,845	3,978	4,114	4,255
CONSULTANTS		50,000	51,750	53,561	55,436	57,376	59,384
CONSULTANTS - ABATEMENT PROGRAM		32,000	33,120	34,279	35,479	36,721	38,006
TRANSFER TO OPERATING RESERVE		3,000	-	-	-	-	-
<b>Total Expenses</b>		<b>\$ 100,456</b>	<b>\$ 102,078</b>	<b>\$ 105,577</b>	<b>\$ 109,205</b>	<b>\$ 112,950</b>	<b>\$ 116,827</b>



**Regional District of Okanagan-Similkameen  
2024-2028 Operational Financial Plan  
911 EMERGENCY CALL SYSTEM - 0400**

**BI 1095 & 1096 - No Tax Limit**

		2023 Budget	2024 Budget	2025 Budget	2026 Budget	2027 Budget	2028 Budget
<b>No Tax Limit</b>		<b>No Tax Limit</b>	<b>No Tax Limit</b>	<b>No Tax Limit</b>	<b>No Tax Limit</b>	<b>No Tax Limit</b>	<b>No Tax Limit</b>
	<b>Revenue</b>	10.27%	19.71%	2.74%	2.75%	2.77%	-9.81%
	TAX REQUISITION	1,089,450	1,304,207	1,340,007	1,376,887	1,414,981	1,276,188
	GRANT IN LIEU OF TAXES	1,880	1,899	1,918	2,000	2,050	2,100
	PRIOR YEARS SURPLUS	21,550	17,466	-	-	-	-
	<b>Total Revenue</b>	<b>\$ 1,112,880</b>	<b>\$ 1,323,572</b>	<b>\$ 1,341,925</b>	<b>\$ 1,378,887</b>	<b>\$ 1,417,031</b>	<b>\$ 1,278,288</b>
	<b>Expense</b>						
	SALARIES & WAGES	105,466	107,629	111,257	115,002	118,876	122,887
	SALARIES & WAGES		18,772	19,341	19,928	20,526	21,142
	ADMINISTRATION CHARGES	31,343	37,439	38,627	39,853	41,118	42,424
	SITE & RADIO MAINTENANCE - ANNUAL CONTRACTS	25,486	25,613	26,433	27,279	28,152	29,053
	UNSCHEDULED MTNCE - FIREHALLS	10,483	15,000	15,480	15,975	16,486	17,014
	UNSCHEDULED MAINTENANCE - TOWERS	15,453	15,000	15,480	15,975	16,486	17,014
	OP - EQPT RENTAL - TRANSMITTER LEASE & M	93,873	110,000	113,520	117,153	120,902	124,771
	CONTRACTS - CENTRAL FIRE Dispatch	377,733	411,957	425,140	438,744	452,784	467,273
	CONTRACTS - OTHER RD - CORD - CENTRAL DI	195,894	199,812	206,206	212,805	219,615	226,643
	INSURANCE - PROPERTY	9,710	9,904	9,954	10,004	10,054	10,104
	INSURANCE - LIABILITY	5,500	5,638	5,666	5,694	5,722	5,751
	LEGAL FEES	3,000	3,000	3,096	3,195	3,297	3,403
	UHF AND VHF RADIO LICENSES	15,724	18,000	18,576	19,170	19,783	20,416
	UTILITIES - TELEPHONE	24,992	25,117	25,921	26,750	27,606	28,489
	DEBT INTEREST (Bylaw 2780/2623)	47,256	47,256	47,256	47,256	47,256	-
	DEBT PRINCIPAL (Bylaw 2780/2623)	130,864	130,864	130,864	130,864	130,864	-
	TRANSFER TO RESERVE CAPITAL	5,000	75,000	77,400	79,877	82,433	85,071
	TRANSFER TO RESERVES RE INTEREST	103	105	108	111	115	119
	TRANSFER TO OPERATING RESERVE	5,000	42,466	25,800	26,626	27,478	28,357
	CONTINGENCY	10,000	25,000	25,800	26,626	27,478	28,357
	<b>Total Expenses</b>	<b>\$ 1,112,880</b>	<b>\$ 1,323,572</b>	<b>\$ 1,341,925</b>	<b>\$ 1,378,887</b>	<b>\$ 1,417,031</b>	<b>\$ 1,278,288</b>



**Regional District of Okanagan-Similkameen  
2024-2028 Operational Financial Plan  
EMERGENCY PLANNING - 0410**

BL 2322, 2004 - No Tax Limit

	2023 Budget	2024 Budget	2025 Budget	2026 Budget	2027 Budget	2028 Budget
<b>No Tax Limit</b>	<b>No Tax Limit</b>	<b>No Tax Limit</b>	<b>No Tax Limit</b>	<b>No Tax Limit</b>	<b>No Tax Limit</b>	<b>No Tax Limit</b>
<b>Revenue</b>	<b>0.40%</b>	<b>114.64%</b>	<b>3.71%</b>	<b>-1.04%</b>	<b>2.05%</b>	<b>1.59%</b>
TAX REQUISITION	366,922	787,555	816,763	808,256	824,807	837,880
GRANT IN LIEU OF TAXES	550	555	561	570	575	600
TRANSFER FROM OPERATING RESERVE	60,000	-	-	-	-	-
PROVINCIAL GRANTS (Carry Forward)	1,266,103	1,583,024	-	-	-	-
PROV GRANTS - UBCM CRI	-	100,000	-	-	-	-
PRIOR YEARS SURPLUS	40,560	-	-	-	-	-
<b>Total Revenue</b>	<b>\$ 1,734,135</b>	<b>\$ 2,471,134</b>	<b>\$ 817,324</b>	<b>\$ 808,826</b>	<b>\$ 825,382</b>	<b>\$ 838,480</b>
<b>Expense</b>						
SALARIES & WAGES	136,154	178,576	184,291	190,195	196,285	202,585
SALARIES & WAGES		235,802	299,734	283,784	291,480	299,387
HONORARIUMS	7,085	7,120	7,156	7,192	7,228	7,264
ADMINISTRATION CHARGES	56,237	79,409	37,029	36,610	37,394	38,011
IT SUPPORT COSTS	3,500	3,605	3,713	3,825	3,939	4,057
FLOOD HAZARD RIKS ASSESSMENT - CF	-	100,000	-	-	-	-
UBCM CEPF - EMERGENCY SUPPORT SERVICES GRANT CF	89,750	-	-	-	-	-
UBCM CRI - FIRESMART GRANT STREAM 1 (OPERATIONS CF)	355,038	-	-	-	-	-
FIRESMART GRANT STREAM 1 (OPERATIONS)	-	240,997	-	-	-	-
EOC SANDBAG OPERATIONS	15,000	15,000	15,075	15,150	15,226	15,302
UBCM - CRI - FIRESMART GRANT STREAM (STAFFING) 2022 GRANT	406,020	-	-	-	-	-
UBCM - CRI - FIRESMART GRANT STREAM (STAFFING) 2022 GRANT	98,130	-	-	-	-	-
UBCM CEPR HEAT PREPAREDNESS CF	300,000	300,000	-	-	-	-
2023 CEPF UCBM GRANT CF	-	117,000	-	-	-	-
2023 EOC CEPF UBCM GRANT EXPENSE CF	-	112,790	-	-	-	-
2023 UBCM CRI FIRESMART GRANT CF	-	200,000	-	-	-	-
2023 CRI FIRESMART GRANT - AREA "A" CF	-	49,997	-	-	-	-
2023 CRI FIRESMART GRANT - AREA "B" CF	-	45,320	-	-	-	-
2023 CRI FIRESMART GRANT - AREA "C" CF	-	45,320	-	-	-	-
2023 CRI FIRESMART GRANT - AREA "D" CF	-	45,320	-	-	-	-
2023 CRI FIRESMART GRANT - AREA "E" CF	-	45,320	-	-	-	-
2023 CRI FIRESMART GRANT - AREA "F" CF	-	45,320	-	-	-	-
2023 CRI FIRESMART GRANT - AREA "G" CF	-	45,320	-	-	-	-
2023 CRI FIRESMART GRANT - AREA "H" CF	-	50,000	-	-	-	-
2023 CRI FIRESMART GRANT - AREA "I" CF	-	45,320	-	-	-	-
2023 E-911 GRANT	-	45,000	-	-	-	-
2024 CEPF DISASTER RISK REDUCTION GRANT	-	150,000	-	-	-	-
CONSULTANTS	4,000	4,080	4,100	4,121	4,142	4,163
AGREEMENT - REGIONAL SEARCH & RESCUE	71,500	90,000	90,450	90,902	91,357	91,814
OPERATIONAL SUPPORT ANIMAL EMERGENCY RESPONSE	10,000	15,000	15,075	15,150	15,226	15,302
REVIEW OF EMERGENCY PROGRAM	60,000	-	-	-	-	-
EDUCATION & TRAINING	25,502	25,630	25,758	25,887	26,016	26,146
EOC SUPPLIES	7,000	8,000	8,040	8,080	8,120	8,161
EQUIPMENT	5,239	5,000	5,050	5,100	5,150	5,200
EQUIPEMENT - SOFTWARE		26,000	26,100	26,200	26,300	26,400
INSURANCE - LIABILITY	3,000	3,060	3,121	3,184	3,247	-
INSURANCE - VEHICLE	900	3,000	3,015	3,030	3,045	3,060
LEGAL FEES	1,000	1,000	1,000	1,000	1,000	1,000
SUPPLIES	1,500	3,500	3,515	3,530	3,545	3,550
EOC SUPPLIES	10,000	10,000	10,050	10,100	10,151	10,202
SUPPLIES - MEALS	1,000	1,020	1,040	1,061	1,082	1,087
TRAVEL/LEASING	7,000	7,140	7,283	7,428	7,577	7,578
UTILITIES - TELEPHONE	4,020	5,500	5,528	5,556	5,584	5,612
TRANSFER TO OPERATING RESERVE	40,560	45,368	45,595	45,823	46,052	46,282
EMERGENCY SOCIAL SERVICES	15,000	15,300	15,606	15,918	16,236	16,317
<b>Total Expenses</b>	<b>\$ 1,734,135</b>	<b>\$ 2,471,134</b>	<b>\$ 817,324</b>	<b>\$ 808,826</b>	<b>\$ 825,382</b>	<b>\$ 838,480</b>



**Regional District of Okanagan-Similkameen  
2024-2028 Operational Financial Plan  
ILLEGAL DUMPING - 4250**

**BI 2184 - Maximum Levy**

		2023 Budget	2024 Budget	2025 Budget	2026 Budget	2027 Budget	2028 Budget
\$		<b>25,000</b>					
	<b>Revenue</b>	<b>REVIEW REQUIRED</b>	<b>REVIEW REQUIRED</b>	<b>REVIEW REQUIRED</b>	<b>REVIEW REQUIRED</b>	<b>REVIEW REQUIRED</b>	<b>REVIEW REQUIRED</b>
		0.92%	12.61%	2.40%	2.43%	2.44%	2.47%
TAX REQUISITION		35,882	40,407	41,378	42,384	43,417	44,491
PRIOR YEARS SURPLUS		4,325	-	-	-	-	-
<b>Total Revenue</b>		<b>\$ 40,207</b>	<b>\$ 40,407</b>	<b>\$ 41,378</b>	<b>\$ 42,384</b>	<b>\$ 43,417</b>	<b>\$ 44,491</b>
	<b>Expense</b>						
SALARIES & WAGES		16,456	19,300	19,886	20,493	21,115	21,762
SALARIES & WAGES			186	192	199	205	211
ADMINISTRATION CHARGES		932	1,108	1,143	1,180	1,217	1,256
CONTRACT SERVICES		3,000	3,000	3,105	3,214	3,326	3,443
CONTRACT SERVICES - TIPPING FEES		5,500	5,500	5,693	5,892	6,098	6,312
INSURANCE - LIABILITY		152	152	157	163	169	174
ADVERTISING - PUBLIC EDUCATION		761	761	788	815	844	874
TRAVEL/LEASING		406	400	414	428	443	459
TRANSFER TO OPERATING RESERVE		13,000	10,000	10,000	10,000	10,000	10,000
<b>Total Expenses</b>		<b>\$ 40,207</b>	<b>\$ 40,407</b>	<b>\$ 41,378</b>	<b>\$ 42,384</b>	<b>\$ 43,417</b>	<b>\$ 44,491</b>





**Regional District of Okanagan-Similkameen  
2024-2028 Operational Financial Plan  
SOLID WASTE MANAGEMENT - 4300**

1899.02, 2012 - Assessment

	2023 Budget	2024 Budget	2025 Budget	2026 Budget	2027 Budget	2028 Budget
<b>\$</b>	<b>367,237</b>					
	<b>Compliant</b>	<b>Compliant</b>	<b>Compliant</b>	<b>Compliant</b>	<b>Compliant</b>	<b>Compliant</b>
<b>Revenue</b>	<b>11.36%</b>	<b>-37.59%</b>	<b>8.68%</b>	<b>2.57%</b>	<b>2.56%</b>	<b>2.59%</b>
TAX REQUISITION	280,633	175,156	190,364	195,252	200,259	205,453
TRANSFER FROM OPERATING RESERVE	7,086	245,000	-	-	-	-
PRIOR YEARS SURPLUS	250,000	245,000	-	-	-	-
<b>Total Revenue</b>	<b>\$ 537,719</b>	<b>\$ 665,156</b>	<b>\$ 190,364</b>	<b>\$ 195,252</b>	<b>\$ 200,259</b>	<b>\$ 205,453</b>
<b>Expense</b>						
SALARIES & WAGES	120,620	107,922	111,216	114,645	118,143	121,776
NEW FTE AS AUTHORIZED BY THE BOARD SALARIES & WAGES	27,008	182	188	195	201	207
ADMINISTRATION CHARGES	9,393	8,404	9,134	9,369	9,609	9,858
CONSULTANTS CF	250,000	245,000				
CONSULTANTS			30,000	30,000	30,000	30,000
CONTRACTOR - WEBSITE EXCHANGE SITE	8,120	8,120	8,404	8,698	9,003	9,318
MEMBERSHIP & DUES	3,986	4,555	4,714	4,879	5,050	5,227
FOOD COMPOSTING EDUCATION	25,000	25,000	5,000	5,000	5,000	5,000
INSURANCE - LIABILITY	773	773	800	828	857	887
LEGAL FEES	100	100	104	107	111	115
SUPPLIES	2,000	2,000	2,070	2,142	2,217	2,295
BEAR SMART EXPENSES	9,500	16,600	17,181	17,782	18,405	19,049
BEAR SMART EXPENSES	7,086	-	-	-	-	-
BEAR SMART EXPENSES	1,500	1,500	1,553	1,607	1,663	1,721
TRANSFER TO OPERATING RESERVE	72,633	245,000	-	-	-	-
<b>Total Expenses</b>	<b>\$ 537,719</b>	<b>\$ 665,156</b>	<b>\$ 190,364</b>	<b>\$ 195,252</b>	<b>\$ 200,259</b>	<b>\$ 205,453</b>



**Regional District of Okanagan-Similkameen  
2024-2028 Operational Financial Plan  
ENVIRONMENTAL CONSERVATION - 5010**

RG 734, RG735 C714,z714,714I,714D, 714A 714C 718E 555,BL 2690, 2016

		2023 Budget	2024 Budget	2025 Budget	2026 Budget	2027 Budget	2028 Budget
\$		640,371					
	<b>Revenue</b>	<b>Compliant</b>	<b>Compliant</b>	<b>Compliant</b>	<b>Compliant</b>	<b>Compliant</b>	<b>Compliant</b>
		-0.07%	-0.17%	0.00%	0.00%	0.00%	0.00%
TAX REQUISITION		449,783	449,036	449,035	449,036	449,035	449,035
<b>Total Revenue</b>		<b>\$ 449,783</b>	<b>\$ 449,036</b>	<b>\$ 449,035</b>	<b>\$ 449,036</b>	<b>\$ 449,035</b>	<b>\$ 449,035</b>
	<b>Expense</b>						
ADMINISTRATION CHARGE		11,656	12,379	12,379	12,379	12,379	12,379
OPERATIONS		39,585	40,179	40,781	41,393	42,221	43,000
GRANTS		398,542	396,478	395,875	395,264	394,435	393,656
<b>Total Expenses</b>		<b>\$ 449,783</b>	<b>\$ 449,036</b>	<b>\$ 449,035</b>	<b>\$ 449,036</b>	<b>\$ 449,035</b>	<b>\$ 449,035</b>



**Regional District of Okanagan-Similkameen  
2024-2028 Operational Financial Plan  
RGS - SUB REGIONAL - 5020**

**BL 2421 & 2770 - No Tax Limit**

		2023 Budget	2024 Budget	2025 Budget	2026 Budget	2027 Budget	2028 Budget
<b>No Tax Limit</b>							
	<b>Revenue</b>	<b>No Tax Limit</b>	<b>No Tax Limit</b>	<b>No Tax Limit</b>	<b>No Tax Limit</b>	<b>No Tax Limit</b>	<b>No Tax Limit</b>
		8.89%	14.65%	2.99%	2.97%	2.88%	4.61%
TAX REQUISITION		45,305	51,943	53,494	55,085	56,674	59,286
<b>Total Revenue</b>		<b>\$ 45,305</b>	<b>\$ 51,943</b>	<b>\$ 53,494</b>	<b>\$ 55,085</b>	<b>\$ 56,674</b>	<b>\$ 59,286</b>
	<b>Expense</b>						
SALARIES & WAGES		30,553	36,412	37,522	38,661	39,840	41,055
SALARIES & WAGES			64	66	68	70	72
<b>ADMINISTRATION CHARGES</b>		<b>1,552</b>	<b>1,892</b>	<b>1,948</b>	<b>2,006</b>	<b>2,064</b>	<b>2,159</b>
CONSULTANTS		10,000	10,250	10,506	10,769	11,000	12,000
INSURANCE - LIABILITY		200	250	300	350	400	500
SUPPLIES		1,000	1,025	1,051	1,077	1,100	1,200
ADVERTISING		2,000	2,050	2,101	2,154	2,200	2,300
<b>Total Expenses</b>		<b>\$ 45,305</b>	<b>\$ 51,943</b>	<b>\$ 53,494</b>	<b>\$ 55,085</b>	<b>\$ 56,674</b>	<b>\$ 59,286</b>



**Regional District of Okanagan-Similkameen  
2024-2028 Operational Financial Plan  
DESTRUCTION OF PESTS - 5500**

Sec 767(5), SLP May 2,1967 - Assessment

		2023 Budget	2024 Budget	2025 Budget	2026 Budget	2027 Budget	2028 Budget
\$		2,649,855					
	<b>Revenue</b>	<b>Compliant</b>	<b>Compliant</b>	<b>Compliant</b>	<b>Compliant</b>	<b>Compliant</b>	<b>Compliant</b>
		-111.98%	-738.58%	14.59%	12.84%	3.27%	3.30%
	TAX REQUISITION	(638)	4,074	4,669	5,268	5,440	5,620
	CONTRACT - OLIVER	275	285	295	305	316	327
	CONTRACT - VILLAGE OF KEREMEOS	275	285	295	305	316	327
	TRANSFER FROM OPERATING RESERVE	6,097	-	-	-	-	-
	<b>Total Revenue</b>	<b>\$ 6,009</b>	<b>\$ 4,644</b>	<b>\$ 5,259</b>	<b>\$ 5,878</b>	<b>\$ 6,072</b>	<b>\$ 6,274</b>
	<b>Expense</b>						
	SALARIES & WAGES	2,261	2,115	2,178	2,244	2,310	2,380
	ADMINISTRATION CHARGES	198	169	192	214	221	229
	OPERATIONS - HEALTH & SAFETY	52	54	56	58	60	62
	CONTRACT SERVICES - SPRAYING	2,500	1,500	2,000	2,500	2,588	2,678
	EDUCATION & TRAINING	259	268	277	287	297	308
	INSURANCE - LIABILITY	19	20	20	21	22	23
	SUPPLIES	50	52	54	55	57	59
	ADVERTISING	200	207	214	222	230	238
	TRAVEL/LEASING	250	259	268	277	287	297
	TRANSFER TO OPERATIONAL RESERVES	220	-	-	-	-	-
	<b>Total Expenses</b>	<b>\$ 6,009</b>	<b>\$ 4,644</b>	<b>\$ 5,259</b>	<b>\$ 5,878</b>	<b>\$ 6,072</b>	<b>\$ 6,274</b>



**Regional District of Okanagan-Similkameen**  
**2024-2028 Operational Financial Plan**  
**NUISANCE CONTROL (Regional Service) - 5550**

BL 2198.01, 2008 - Maximum Tax Limit

		2023 Budget	2024 Budget	2025 Budget	2026 Budget	2027 Budget	2028 Budget
\$		31,250					
	<b>Revenue</b>	<b>Compliant</b>	<b>Compliant</b>	<b>Compliant</b>	<b>Compliant</b>	<b>Compliant</b>	<b>Compliant</b>
		-8.13%	9.28%	0.00%	0.00%	0.00%	0.00%
	TAX REQUISITION	23,742	25,945	25,945	25,945	25,945	25,945
	TRANSFER FROM OPERATING RESERVE	2,143	-	-	-	-	-
	PRIOR YEARS SURPLUS	2	-	-	-	-	-
	<b>Total Revenue</b>	\$ 25,887	\$ 25,945	\$ 25,945	\$ 25,945	\$ 25,945	\$ 25,945
	<b>Expense</b>						
	ADMINISTRATION CHARGES	887	945	945	945	945	945
	OP - SW - STARLING CONTROL	25,000	25,000	25,000	25,000	25,000	25,000
	<b>Total Expenses</b>	\$ 25,887	\$ 25,945	\$ 25,945	\$ 25,945	\$ 25,945	\$ 25,945



**Regional District of Okanagan-Similkameen  
2024-2028 Operational Financial Plan  
MOSQUITO CONTROL - 5700**

	2023 Budget	2024 Budget	2025 Budget	2026 Budget	2027 Budget	2028 Budget
<b>Revenue</b>	<b>5.16%</b>	<b>9.66%</b>	<b>4.09%</b>	<b>3.98%</b>	<b>3.53%</b>	<b>3.50%</b>
TAX REQUISITION	170,325	186,776	194,420	202,166	209,310	216,642
TRANSFER FROM RESERVE	10,000	50	50	50	50	50
TRANSFER FROM OPERATING RESERVE		8,000	6,000	5,000	4,000	3,000
MISCELLANEOUS REVENUE	18,000	28,000	28,560	29,131	29,714	30,308
<b>Total Revenue</b>	<b>\$ 198,325</b>	<b>\$ 222,826</b>	<b>\$ 229,030</b>	<b>\$ 236,347</b>	<b>\$ 243,074</b>	<b>\$ 250,000</b>
<b>Expense</b>						
SALARIES & WAGES	95,691	99,885	102,881	105,983	109,148	112,421
SALARIES & WAGES		5,251	5,409	5,572	5,739	5,911
<b>ADMINISTRATION CHARGES</b>	<b>6,571</b>	<b>7,856</b>	<b>8,052</b>	<b>8,255</b>	<b>8,462</b>	<b>8,712</b>
HELICOPTER SPRAYING	35,000	40,000	40,800	41,616	42,448	43,297
OP - W&S - PERMIT FEES	1,035	1,056	1,077	1,099	1,121	1,143
OPERATIONS - HEALTH & SAFETY	518	528	539	550	561	572
CONSULTANTS	500	1,200	1,224	1,248	1,273	1,298
EDUCATION & TRAINING	1,056	1,077	1,099	1,121	1,143	1,166
DEPRECIATION	4,000	4,000	4,000	4,000	4,000	4,000
EQUIPMENT	1,200	1,224	1,248	1,273	1,298	1,324
INSURANCE - LIABILITY	853	870	887	905	923	941
INSURANCE - VEHICLE	2,187	2,231	2,276	2,322	2,368	2,415
SUPPLIES	33,000	40,000	40,800	41,616	42,448	43,297
ADVERTISING	500	510	520	530	541	1,552
TRAVEL/LEASING	13,000	13,260	13,525	13,796	14,072	14,353
UTILITIES - TELEPHONE	714	728	743	758	773	788
TRANSFER TO VEHICLE REPLACEMENT RESERVE		1,000	2,000	3,000	4,000	4,000
TRANSFER TO INTEREST RESERVE		50	50	50	50	50
TRANSFER TO OPERATING RESERVE	2,500	2,100	1,900	2,653	2,706	2,760
<b>Total Expenses</b>	<b>\$ 198,325</b>	<b>\$ 222,826</b>	<b>\$ 229,030</b>	<b>\$ 236,347</b>	<b>\$ 243,074</b>	<b>\$ 250,000</b>



**Regional District of Okanagan-Similkameen  
2024-2028 Operational Financial Plan  
REGIONAL TRAILS - 7720**

RG735 G716, RG734 535, RG73 B16 BL1470.02, - Assessment

	2023 Budget	2024 Budget	2025 Budget	2026 Budget	2027 Budget	2028 Budget
<b>\$</b>	<b>597,301</b>					
	<b>Compliant</b>	<b>Compliant</b>	<b>Compliant</b>	<b>Compliant</b>	<b>Compliant</b>	<b>Compliant</b>
	<b>9.09%</b>	<b>-5.78%</b>	<b>3.53%</b>	<b>3.17%</b>	<b>3.16%</b>	<b>3.17%</b>
<b>Revenue</b>						
TAX REQUISITION	433,325	408,289	422,708	436,097	449,867	464,107
PARKS REALLOCATION	44,000	45,540	46,997	48,501	50,053	51,655
KVR Trail Mgmt. - PROVINCIAL CONTRIBUTION	5,000	5,175	5,341	5,512	5,688	5,870
TRANSFER FROM CAPITAL RESERVE KVR TRAIL CONST. CHUTE LK TO LITTLE TUNNEL	8,000	8,280	8,545	8,818	9,100	9,391
PRIOR YEARS SURPLUS	5,630	-	-	-	-	-
<b>Total Revenue</b>	<b>\$ 495,955</b>	<b>\$ 467,284</b>	<b>\$ 483,591</b>	<b>\$ 498,928</b>	<b>\$ 514,708</b>	<b>\$ 531,023</b>
<b>Expense</b>						
SALARIES & WAGES	179,298	199,328	205,535	211,934	218,515	225,333
NEW FTE AS AUTHORIZED BY THE BOARD SALARIES & WAGES	8,089	(38,642)	(37,188)	(38,395)	(39,661)	(40,967)
ADMINISTRATION CHARGES	19,273	19,241	19,921	20,552	21,201	21,872
TRAIL MAINTENANCE	20,000	20,400	21,053	21,727	22,422	23,140
ACQUISITION & MANAGEMENT	14,151	15,384	15,877	16,385	16,909	17,451
CONTRACT SERVICES - TRAIL MAINTENANCE	56,375	55,000	56,760	58,576	60,450	62,384
CONTRACT SERVICES	35,378	32,778	32,597	33,702	34,844	36,022
EDUCATION & TRAINING	4,121	4,265	4,401	4,542	4,687	4,837
AMORTIZATION EXPENSE	18,544	19,193	19,807	20,441	21,095	21,770
VEHICLE & EQUIPMENT	16,000	16,560	17,090	17,637	18,201	18,783
PARK/FACILITY IMPROVEMENTS	9,272	9,597	9,904	10,221	10,548	10,886
INSURANCE - PROPERTY	371	378	390	402	415	428
INSURANCE - LIABILITY	1,834	1,898	1,959	2,022	2,087	2,154
INSURANCE - VEHICLE	12,363	12,796	13,205	13,628	14,064	14,514
SUPPLIES - FACILITY	9,787	10,129	10,453	10,788	11,133	11,489
ADVERTISING	2,576	2,666	2,751	2,839	2,930	3,024
TRAVEL AND LEASE	13,393	13,862	14,306	14,764	15,236	15,724
MFA LEASING	24,500	25,358	26,170	27,008	27,872	28,763
TRANSFER TO CAPITAL RESERVE	45,000	46,575	48,065	49,603	51,190	52,828
TRANSFER TO OPERATING RESERVE	5,630	518	535	552	570	588
<b>Total Expenses</b>	<b>\$ 495,955</b>	<b>\$ 467,284</b>	<b>\$ 483,591</b>	<b>\$ 498,928</b>	<b>\$ 514,708</b>	<b>\$ 531,023</b>





**Regional District of Okanagan-Similkameen  
2024-2028 Operational Financial Plan  
TRANSIT - REGIONAL - 8200**

BL 2809 - Assessment

		2023 Budget	2024 Budget	2025 Budget	2026 Budget	2027 Budget	2028 Budget
\$		359,116					
	<b>Revenue</b>	<b>Compliant</b>	<b>Compliant</b>	<b>Compliant</b>	<b>Compliant</b>	<b>Compliant</b>	<b>Compliant</b>
		9.44%	1.50%	3.27%	3.27%	3.27%	3.27%
	TAX REQUISITION	238,993	242,580	250,504	258,689	267,140	275,866
	TRANSIT FARES	60,425	65,474	67,569	69,731	71,962	74,265
	PROVINCIAL GRANT SAFE START	13,032	13,032	13,449	13,879	14,323	14,781
	MISCELLANEOUS REVENUE	18,801	19,337	19,956	20,595	21,254	21,934
	PRIOR YEARS SURPLUS	28,995	-	-	-	-	-
	<b>Total Revenue</b>	<b>\$ 360,246</b>	<b>\$ 340,423</b>	<b>\$ 351,478</b>	<b>\$ 362,894</b>	<b>\$ 374,679</b>	<b>\$ 386,846</b>
	<b>Expense</b>						
	SALARIES & WAGES	38,878	50,920	52,673	54,487	56,361	58,300
	NEW FTE AS AUTHORIZED BY THE BOARD SALARIES & WAGES	673	(16,422)	(16,914)	(17,422)	(17,945)	(18,483)
	ADMINISTRATION CHARGES	11,348	12,369	12,770	13,185	13,613	14,055
	MAINTAINENCE	1,550	1,600	1,651	1,704	1,759	1,815
	OPERATIONS	277,252	289,511	298,775	308,336	318,203	328,385
	TRANSFER TO OPERATING RESERVE	28,995	845	872	900	929	959
	OTHER EXPENSES - MARKETING	1,550	1,600	1,651	1,704	1,759	1,815
	<b>Total Expenses</b>	<b>\$ 360,246</b>	<b>\$ 340,423</b>	<b>\$ 351,478</b>	<b>\$ 362,894</b>	<b>\$ 374,679</b>	<b>\$ 386,846</b>



**Regional District of Okanagan-Similkameen  
2024-2028 Operational Financial Plan  
TRANSIT - SOUTH OKANAGAN - 8600**

2741 - Assessment

	2023 Budget	2024 Budget	2025 Budget	2026 Budget	2027 Budget	2028 Budget
<b>\$</b>	<b>119,417</b>					
<b>Revenue</b>	<b>REVIEW REQUIRED</b>	<b>REVIEW REQUIRED</b>	<b>REVIEW REQUIRED</b>	<b>REVIEW REQUIRED</b>	<b>REVIEW REQUIRED</b>	<b>REVIEW REQUIRED</b>
	3.16%	20.94%	3.20%	3.20%	3.20%	3.20%
TAX REQUISITION	123,322	149,151	153,929	158,857	163,942	169,191
TRANSIT FARES	28,033	29,472	30,415	31,388	32,392	33,429
REGIONAL GRANT - IHA	21,830	21,830	22,529	23,250	23,994	24,762
PRIOR YEARS SURPLUS	59,851	-	-	-	-	-
<b>Total Revenue</b>	<b>\$ 233,036</b>	<b>\$ 200,453</b>	<b>\$ 206,873</b>	<b>\$ 213,495</b>	<b>\$ 220,328</b>	<b>\$ 227,382</b>
<b>Expense</b>						
SALARIES & WAGES	5,589	8,113	8,365	8,622	8,887	9,162
NEW FTE AS AUTHORIZED BY THE BOARD SALARIES & WAGES	673	(6,074)	(6,256)	(6,444)	(6,637)	(6,837)
<b>ADMINISTRATION CHARGES</b>	<b>8,340</b>	<b>9,522</b>	<b>9,827</b>	<b>10,142</b>	<b>10,466</b>	<b>10,801</b>
MAINTENANCE	1,550	-	-	-	-	-
OPERATIONS	167,333	185,592	191,531	197,660	203,985	210,513
TRANSFER TO OP RESERVE	48,351	2,000	2,064	2,130	2,198	2,268
OTHER EXPENSES - MARKETING	1,200	1,300	1,342	1,385	1,429	1,475
<b>Total Expenses</b>	<b>\$ 233,036</b>	<b>\$ 200,453</b>	<b>\$ 206,873</b>	<b>\$ 213,495</b>	<b>\$ 220,328</b>	<b>\$ 227,382</b>



**Regional District of Okanagan-Similkameen  
2024-2028 Operational Financial Plan  
REGIONAL ECONOMIC DEVELOPMENT (OK FILM) - 9390**

BL 2743 - Assessment

		2023 Budget	2024 Budget	2025 Budget	2026 Budget	2027 Budget	2028 Budget
\$		42,249					
	<b>Revenue</b>	<b>Compliant</b>	<b>Compliant</b>	<b>Compliant</b>	<b>Compliant</b>	<b>Compliant</b>	<b>Compliant</b>
		0.17%	10.63%	0.00%	0.00%	-9.40%	10.38%
	TAX REQUISITION	36,242	40,093	40,093	40,093	36,323	40,093
	<b>Total Revenue</b>	\$ 36,242	\$ 40,093	\$ 40,093	\$ 40,093	\$ 36,323	\$ 40,093
	<b>Expense</b>						
	ADMINISTRATION CHARGE	1,242	1,460	1,460	1,460	1,323	1,460
	GRANT OK FILM COMM	35,000	38,633	38,633	38,633	35,000	38,633
	<b>Total Expenses</b>	\$ 36,242	\$ 40,093	\$ 40,093	\$ 40,093	\$ 36,323	\$ 40,093



**Regional District of Okanagan-Similkameen  
2024-2028 Operational Financial Plan  
ARENA - OLIVER / AREA "C" - 7100**

RG 735,C714, RG737, BL 318 - No Tax Limit

		2023 Budget	2024 Budget	2025 Budget	2026 Budget	2027 Budget	2028 Budget
<b>No Tax Limit</b>		<b>No Tax Limit</b>	<b>No Tax Limit</b>	<b>No Tax Limit</b>	<b>No Tax Limit</b>	<b>No Tax Limit</b>	<b>No Tax Limit</b>
	<b>Revenue</b>	<b>14.02%</b>	<b>12.46%</b>	<b>-17.35%</b>	<b>3.14%</b>	<b>1.94%</b>	
TAX REQUISITION		478,916	538,580	445,156	459,115	468,025	480,167
GRANT IN LIEU OF TAXES		2,790	2,790	2,790	2,790	2,790	2,846
AGREEMENT - OSOYOOS INDIAN BAND		29,948	33,786	30,853	31,316	31,942	32,581
REVENUE - REC. PROGRAMS		95,000	95,600	97,871	99,339	101,326	103,352
<b>Total Revenue</b>		<b>\$ 606,654</b>	<b>\$ 670,756</b>	<b>\$ 576,670</b>	<b>\$ 592,560</b>	<b>\$ 604,083</b>	<b>\$ 618,946</b>
	<b>Expense</b>						
SALARIES & WAGES		286	293	299	307	205	209
ADMINISTRATION CHARGES RDOS		12,605	1,000	1,000	1,000	1,000	1,000
ADMINISTRATION CHARGES OLIVER			10,000	10,000	10,000	10,000	10,000
OPERATIONS		457,488	523,053	480,648	492,665	502,518	515,569
INSURANCE - PROPERTY		10,070	10,271	10,477	10,686	10,900	11,118
INSURANCE - LIABILITY		5,945	6,094	6,246	6,402	6,530	6,661
TRANSFER TO RESERVE		120,260	120,045	68,000	71,500	72,930	74,389
<b>Total Expenses</b>		<b>\$ 606,654</b>	<b>\$ 670,756</b>	<b>\$ 576,670</b>	<b>\$ 592,560</b>	<b>\$ 604,083</b>	<b>\$ 618,946</b>



**Regional District of Okanagan-Similkameen  
2024-2028 Operational Financial Plan  
POOL - OLIVER / AREA "C" - 7300**

RG735, C714, BL 1901 - Assessment

		2023 Budget	2024 Budget	2025 Budget	2026 Budget	2027 Budget	2028 Budget
\$		605,617					
	<b>Revenue</b>	<b>Compliant</b>	<b>Compliant</b>	<b>Compliant</b>	<b>Compliant</b>	<b>Compliant</b>	<b>Compliant</b>
		9.73%	-7.40%	14.71%	2.71%	1.93%	1.92%
TAX REQUISITION		285,721	264,584	303,499	311,733	317,747	323,852
GRANT IN LIEU OF TAXES		1,890	1,918	1,947	1,976	2,016	2,087
AGREEMENT - OSOYOOS INDIAN BAND		17,889	16,185	18,430	18,706	19,080	19,462
REVENUE - REC. PROGRAMS		74,000	74,000	76,237	77,380	78,928	80,506
<b>Total Revenue</b>		<b>\$ 379,500</b>	<b>\$ 356,687</b>	<b>\$ 400,113</b>	<b>\$ 409,795</b>	<b>\$ 417,771</b>	<b>\$ 425,907</b>
	<b>Expense</b>						
ADMINISTRATION CHARGES RDOS		9,835	1,000	1,000	1,000	1,000	1,000
ADMINISTRATION CHARGES OLIVER			10,000	10,000	10,000	10,000	10,000
OPERATIONS		361,614	336,675	379,921	389,419	397,207	405,152
INSURANCE - PROPERTY		3,541	3,612	3,684	3,758	3,833	3,910
INSURANCE - LIABILITY		4,510	5,400	5,508	5,618	5,731	5,845
<b>Total Expenses</b>		<b>\$ 379,500</b>	<b>\$ 356,687</b>	<b>\$ 400,113</b>	<b>\$ 409,795</b>	<b>\$ 417,771</b>	<b>\$ 425,907</b>



**Regional District of Okanagan-Similkameen  
2024-2028 Operational Financial Plan  
RECREATION HALL - OLIVER / "C" - 7400**

RG735, C714, BL 1347 - Assessment

		2023 Budget	2024 Budget	2025 Budget	2026 Budget	2027 Budget	2028 Budget
\$		890,614					
		<b>Compliant</b>	<b>Compliant</b>	<b>Compliant</b>	<b>Compliant</b>	<b>Compliant</b>	<b>Compliant</b>
	<b>Revenue</b>						
		-10.30%	-0.22%	6.12%	2.84%	1.93%	1.93%
TAX REQUISITION		283,144	282,526	299,807	308,321	314,268	320,333
GRANT IN LIEU OF TAXES		1,440	1,462	1,484	1,506	1,536	1,567
AGREEMENT - OSOYOOS INDIAN BAND		17,641	17,704	18,174	18,447	18,816	19,192
RENTAL REVENUE - HALL		110,400	110,200	113,737	115,443	117,752	120,107
<b>Total Revenue</b>		<b>412,625</b>	<b>411,892</b>	<b>433,202</b>	<b>443,717</b>	<b>452,372</b>	<b>461,199</b>
	<b>Expense</b>						
ADMINISTRATION CHARGES RDOS		10,693	1,000	1,000	1,000	1,000	1,000
ADMINISTRATION CHARGES OLIVER			10,000	10,000	10,000	10,000	10,000
OPERATIONS		390,432	389,143	410,198	420,453	428,862	437,439
INSURANCE - PROPERTY		7,605	7,757	7,912	8,070	8,232	8,397
INSURANCE - LIABILITY		3,895	3,992	4,092	4,194	4,278	4,363
<b>Total Expenses</b>		<b>\$ 412,625</b>	<b>\$ 411,892</b>	<b>\$ 433,202</b>	<b>\$ 443,717</b>	<b>\$ 452,372</b>	<b>\$ 461,199</b>



**Regional District of Okanagan-Similkameen  
2024-2028 Operational Financial Plan  
PARKS - OLIVER / AREA "C" - 7700**

RG735, C714, BL 2660,2014 - Assessment

		2023 Budget	2024 Budget	2025 Budget	2026 Budget	2027 Budget	2028 Budget
\$		890,614					
	<b>Revenue</b>	<b>Compliant</b>	<b>Compliant</b>	<b>Compliant</b>	<b>Compliant</b>	<b>Compliant</b>	<b>Compliant</b>
		15.20%	23.65%	-15.49%	2.57%	1.96%	1.96%
TAX REQUISITION		487,095	602,316	509,025	522,083	532,304	542,732
GRANT IN LIEU OF TAXES		1,710	1,736	1,762	1,788	1,824	1,860
AGREEMENT - OSOYOOS INDIAN BAND		30,571	37,674	31,495	31,967	32,606	33,258
RENTAL REVENUE		29,000	40,450	29,877	30,325	30,932	31,550
<b>Total Revenue</b>		\$ 548,376	\$ 682,176	\$ 572,159	\$ 586,163	\$ 597,666	\$ 609,400
	<b>Expense</b>						
ADMINISTRATION CHARGES RDOS		14,211	1,000	1,000	1,000	1,000	1,000
ADMINISTRATION CHARGES OLIVER			10,000	10,000	10,000	10,000	10,000
OPERATIONS		525,958	662,788	552,585	566,399	577,727	589,282
INSURANCE - PROPERTY		4,722	4,816	4,913	5,011	5,111	5,213
INSURANCE - LIABILITY		3,485	3,572	3,661	3,753	3,828	3,905
<b>Total Expenses</b>		\$ 548,376	\$ 682,176	\$ 572,159	\$ 586,163	\$ 597,666	\$ 609,400





**Regional District of Okanagan-Similkameen  
2024-2028 Operational Financial Plan  
PROGRAMS - OLIVER / AREA "C" - 7810**

RG735, C714, BL 1902 - Assessment

		2023 Budget	2024 Budget	2025 Budget	2026 Budget	2027 Budget	2028 Budget
\$		249,372					
	<b>Revenue</b>	<b>Compliant</b>	<b>Compliant</b>	<b>Compliant</b>	<b>Compliant</b>	<b>Compliant</b>	<b>Compliant</b>
		-5.68%	-35.30%	65.89%	3.17%	1.90%	1.90%
TAX REQUISITION		198,122	128,176	212,635	219,371	223,539	227,790
GRANT IN LIEU OF TAXES		1,170	1,188	1,205	1,223	1,247	1,272
AGREEMENT - OSOYOOS INDIAN BAND		12,400	8,206	12,775	12,966	13,225	13,490
USER FEES - RECREATION PROGRAMS		151,000	192,795	155,564	157,897	161,055	164,276
<b>Total Revenue</b>		<b>\$ 362,692</b>	<b>\$ 330,365</b>	<b>\$ 382,179</b>	<b>\$ 391,457</b>	<b>\$ 399,066</b>	<b>\$ 406,828</b>
	<b>Expense</b>						
ADMINISTRATION CHARGES RDOS		9,399	1,000	1,000	1,000	1,000	1,000
ADMINISTRATION CHARGES OLIVER			10,000	10,000	10,000	10,000	10,000
OPERATIONS		350,218	316,213	367,948	377,146	384,689	392,383
INSURANCE - LIABILITY		3,075	3,152	3,231	3,311	3,377	3,445
<b>Total Expenses</b>		<b>\$ 362,692</b>	<b>\$ 330,365</b>	<b>\$ 382,179</b>	<b>\$ 391,457</b>	<b>\$ 399,066</b>	<b>\$ 406,828</b>



**Regional District of Okanagan-Similkameen  
2024-2028 Operational Financial Plan  
REFUSE DISPOSAL- OLIVER & AREA "C" - 3000**

BI 1695, 1996 - Max Levy

	2023 Budget	2024 Budget	2025 Budget	2026 Budget	2027 Budget	2028 Budget
<b>\$</b>	<b>160,000</b>					
<b>Revenue</b>	<b>Compliant</b>	<b>Compliant</b>	<b>REVIEW REQUIRED</b>	<b>REVIEW REQUIRED</b>	<b>REVIEW REQUIRED</b>	<b>REVIEW REQUIRED</b>
	13.64%	6.43%	85.88%	18.84%	16.38%	13.77%
	38.91%	0.18%	0.00%	0.00%	0.00%	0.00%
<b>FEES - REFUSE DISPOSAL</b>						
TAX REQUISITION	118,534	126,161	234,509	278,682	324,320	368,981
INTEREST INCOME	1,555	-	-	-	-	-
AGREEMENT - OSOYOOS INDIAN BAND	2,738	2,920	2,920	2,920	2,920	2,920
FEES - REFUSE DISPOSAL	1,128,587	1,130,600	1,130,600	1,130,600	1,130,600	1,130,600
FEES - COMPOST		1,000	-	-	-	-
SCRAP METAL RECYCLING	108,955	75,000	75,000	75,000	75,000	75,000
MMBC REVENUE	4,300	3,000	3,000	3,000	3,000	3,000
TRANSFER FROM OPERATING RESERVE	20,000	113,000	11,781	-	-	-
MISCELLANEOUS REVENUE	3,000	-	-	-	-	-
PRIOR YEARS SURPLUS	33,419	-	-	-	-	-
<b>Total Revenue</b>	<b>\$ 1,421,088</b>	<b>\$ 1,451,681</b>	<b>\$ 1,457,810</b>	<b>\$ 1,490,202</b>	<b>\$ 1,535,840</b>	<b>\$ 1,580,501</b>
<b>Expense</b>						
SALARIES & WAGES	185,277	417,980	430,555	443,518	456,867	470,476
NEW FTE AS AUTHORIZED BY THE BOARD SALARIES & WAGES	12,008	3,105	4,968	5,123	5,277	5,436
<b>ADMINISTRATION CHARGES</b>	<b>60,502</b>	<b>61,292</b>	<b>60,349</b>	<b>62,246</b>	<b>64,204</b>	<b>63,797</b>
IT SUPPORT COSTS	3,250	3,348	3,448	3,551	3,658	3,768
EQUIPMENT MAINTENANCE		30,000	34,725	34,725	34,725	34,725
OPERATIONS	100,000	120,000	124,200	128,547	133,046	137,703
OPERATIONS - COMPOSTING		30,000	31,050	32,137	33,262	34,426
CONSULTANTS	5,000	50,000	-	-	-	-
CONTRACT SERVICES	478,000	-	-	-	-	-
CONTRACT SERVICES - OPERATIONS	42,000	5,000	5,175	5,356	5,544	5,738
CONTRACT SERVICES - RECYCLING	40,000	40,000	41,400	42,849	44,349	45,901
CONTRACT SERVICES WOOD WASTE	115,000	120,000	124,200	128,547	133,046	137,703
CONTRACT SERVICES - E WASTE	15,000	15,000	15,525	16,068	16,631	17,213
EDUCATION & TRAINING	1,918	5,000	5,175	5,356	5,544	5,738
MEMBERSHIP & DUES	1,015	2,000	2,070	2,142	2,217	2,295
ENVIRONMENTAL CONTROL	7,700	7,700	7,970	8,248	8,537	8,836
ENVIRONMENTAL MONITORING	3,800	3,800	3,933	4,071	4,213	4,361
DEPRECIATION - REPLACEMENT EQUIPMENT	-	80,000	80,000	80,000	80,000	80,000
INSURANCE - PROPERTY	154	160	160	163	167	173
INSURANCE - LIABILITY	4,400	4,601	4,601	4,700	4,800	4,968
INSURANCE - VEHICLE	-	191	191	198	205	212
INSURANCE - ENVIRONMENTAL	-	10,577	10,577	10,947	11,330	11,727
LEGAL FEES	2,000	-	-	-	-	-
SUPPLIES	1,000	1,077	1,077	1,115	1,154	1,194
ADVERTISING - PUBLIC EDUCATION	1,250	1,350	1,350	1,397	1,446	1,497
TRAVEL/LEASING	3,700	69,000	71,415	73,915	76,502	79,179
UTILITIES	12,912	13,000	13,455	13,926	14,413	14,918
UTILITIES - COMPOST ELECTRIC & WATER		20,000	20,700	21,425	22,174	22,950
TRANSFER TO RESERVE CAPITAL	305,202	316,000	327,060	338,507	350,355	362,617
TRANSFER TO OPERATING RESERVE	20,000	21,500	32,481	21,425	22,174	22,950
<b>Total Expenses</b>	<b>\$ 1,421,088</b>	<b>\$ 1,451,681</b>	<b>\$ 1,457,810</b>	<b>\$ 1,490,202</b>	<b>\$ 1,535,840</b>	<b>\$ 1,580,501</b>



**Regional District of Okanagan-Similkameen  
2024-2028 Operational Financial Plan  
FRANK VENABLES AUDITORIUM - OLIVER / AREA "C" - 7410**

BL 2466,2009 - Max Levy

		2023 Budget	2024 Budget	2025 Budget	2026 Budget	2027 Budget	2028 Budget
\$	<b>370,000</b>	<b>Compliant</b>	<b>Compliant</b>	<b>Compliant</b>	<b>Compliant</b>	<b>Compliant</b>	<b>Compliant</b>
	<b>Revenue</b>	<b>0.00%</b>	<b>9.16%</b>	<b>12.77%</b>	<b>0.00%</b>	<b>0.00%</b>	<b>0.00%</b>
	TAX REQUISITION	246,353	268,923	303,258	303,258	303,258	303,258
	PRIOR YEARS SURPLUS	1,070	-	-	-	-	-
	<b>Total Revenue</b>	\$ 247,423	\$ 268,923	\$ 303,258	\$ 303,258	\$ 303,258	\$ 303,258
	<b>Expense</b>						
	DEBT INTEREST (Bylaw 2646/2467)	122,100	144,670	167,240	167,240	167,240	167,240
	DEBT PRINCIPAL (Bylaw 2646/2467)	124,253	124,253	136,018	136,018	136,018	136,018
	TRANSFER TO OPERATING RESERVE	1,070	-	-	-	-	-
	<b>Total Expenses</b>	\$ 247,423	\$ 268,923	\$ 303,258	\$ 303,258	\$ 303,258	\$ 303,258



**Regional District of Okanagan-Similkameen  
2024-2028 Operational Financial Plan  
VENABLES THEATRE SERVICE - 7420**

RG737, C714, BL 2660,2014 - Assessment

		2023 Budget	2024 Budget	2025 Budget	2026 Budget	2027 Budget	2028 Budget
\$		249,372					
	<b>Revenue</b>	<b>Compliant</b>	<b>Compliant</b>	<b>Compliant</b>	<b>Compliant</b>	<b>Compliant</b>	<b>Compliant</b>
		0.92%	3.84%	3.50%	3.50%	3.50%	3.50%
	TAX REQUISITION	121,382	126,048	130,460	135,026	139,752	144,643
	PRIOR YEAR SURPLUS	508	-	-	-	-	-
	<b>Total Revenue</b>	<b>\$ 121,890</b>	<b>\$ 126,048</b>	<b>\$ 130,460</b>	<b>\$ 135,026</b>	<b>\$ 139,752</b>	<b>\$ 144,643</b>
	<b>Expense</b>						
	ADMINISTRATION CHARGES	5,482	6,048	6,260	6,479	6,706	6,940
	CONTRACT SERVICES	115,900	120,000	124,200	128,547	133,046	137,703
	TRANSFER TO OPERATIONAL RESERVE	508	-	-	-	-	-
	<b>Total Expenses</b>	<b>\$ 121,890</b>	<b>\$ 126,048</b>	<b>\$ 130,460</b>	<b>\$ 135,026</b>	<b>\$ 139,752</b>	<b>\$ 144,643</b>



**Regional District of Okanagan-Similkameen  
2024-2028 Operational Financial Plan  
HERITAGE GRANT - AREA "C" - 7820**

RG735, C714, BL 1702 - Assessment

		2023 Budget	2024 Budget	2025 Budget	2026 Budget	2027 Budget	2028 Budget
\$		320,621					
	<b>Revenue</b>	<b>Compliant</b>	<b>Compliant</b>	<b>Compliant</b>	<b>Compliant</b>	<b>Compliant</b>	<b>Compliant</b>
		7.94%	1.04%	3.00%	3.00%	3.00%	3.00%
TAX REQUISITION		191,562	193,550	199,356	205,336	211,497	217,841
<b>Total Revenue</b>		<b>\$ 191,562</b>	<b>\$ 193,550</b>	<b>\$ 199,356</b>	<b>\$ 205,336</b>	<b>\$ 211,497</b>	<b>\$ 217,841</b>
	<b>Expense</b>						
ADMINISTRATION CHARGES		6,562	7,050	7,261	7,479	7,703	7,934
CONTRACT - HERITAGE SOCIETY		185,000	186,500	192,095	197,857	203,794	209,907
<b>Total Expenses</b>		<b>\$ 191,562</b>	<b>\$ 193,550</b>	<b>\$ 199,356</b>	<b>\$ 205,336</b>	<b>\$ 211,497</b>	<b>\$ 217,841</b>



**Regional District of Okanagan-Similkameen  
2024-2028 Operational Financial Plan  
ECONOMIC DEVELOPMENT - OLIVER and AREA "C" - 9350**

BI 2361 No Tax Limit

		2023 Budget	2024 Budget	2025 Budget	2026 Budget	2027 Budget	2028 Budget
<b>No Tax Limit</b>		<b>No Tax Limit</b>	<b>No Tax Limit</b>	<b>No Tax Limit</b>	<b>No Tax Limit</b>	<b>No Tax Limit</b>	<b>No Tax Limit</b>
<b>Revenue</b>		<b>0.22%</b>	<b>-1.38%</b>	<b>-0.02%</b>	<b>0.00%</b>	<b>-0.04%</b>	<b>-0.01%</b>
TAX REQUISITION		57,708	56,910	56,898	56,898	56,874	56,867
GRANT IN LIEU OF TAXES		1,195	1,207	1,219	1,219	1,243	1,250
PRIOR YEARS SURPLUS		(917)	-	-	-	-	-
<b>Total Revenue</b>		\$ 57,986	\$ 58,117	\$ 58,117	\$ 58,117	\$ 58,117	\$ 58,117
<b>Expense</b>							
ADMINISTRATION CHARGES		1,986	2,117	2,117	2,117	2,117	2,117
AGREEMENT - OLIVER TOURISM		56,000	56,000	56,000	56,000	56,000	56,000
<b>Total Expenses</b>		\$ 57,986	\$ 58,117	\$ 58,117	\$ 58,117	\$ 58,117	\$ 58,117



**Regional District of Okanagan-Similkameen  
2024-2028 Operational Financial Plan  
STERILE INSECT RELEASE PROGRAM - 6000**

1101, 1989 - Assessment

		2023 Budget	2024 Budget	2025 Budget	2026 Budget	2027 Budget	2028 Budget
\$		2,992,268					
	<b>Revenue</b>	<b>Compliant</b>	<b>Compliant</b>	<b>Compliant</b>	<b>Compliant</b>	<b>Compliant</b>	<b>Compliant</b>
		16.21%	6.42%	6.04%	5.97%	5.89%	4.02%
TAX REQUISITION		485,451	516,622	547,846	580,526	614,724	639,408
PARCEL TAX		508,737	518,912	529,290	539,876	550,674	572,786
GRANT IN LIEU OF TAXES		4,500	4,500	4,500	4,500	4,500	4,500
PRIOR YEARS SURPLUS		(353)	-	-	-	-	-
<b>Total Revenue</b>		<b>\$ 998,335</b>	<b>\$ 1,040,034</b>	<b>\$ 1,081,636</b>	<b>\$ 1,124,902</b>	<b>\$ 1,169,898</b>	<b>\$ 1,216,694</b>
	<b>Expense</b>						
ADMINISTRATION CHARGES		25,871	28,672	29,819	31,012	32,252	33,542
TRANSFER TO SIR		972,464	1,011,362	1,051,817	1,093,890	1,137,646	1,183,152
<b>Total Expenses</b>		<b>\$ 998,335</b>	<b>\$ 1,040,034</b>	<b>\$ 1,081,636</b>	<b>\$ 1,124,902</b>	<b>\$ 1,169,898</b>	<b>\$ 1,216,694</b>





**Regional District of Okanagan-Similkameen  
2024-2028 Operational Financial Plan  
OKANAGAN BASIN WATER BOARD - 6500**

Limit Based on Assessment

		2023 Budget	2024 Budget	2025 Budget	2026 Budget	2027 Budget	2028 Budget
\$		887,906					
	<b>Revenue</b>	<b>Compliant</b>	<b>Compliant</b>	<b>Compliant</b>	<b>Compliant</b>	<b>REVIEW SOON</b>	<b>REVIEW SOON</b>
		3.85%	2.67%	2.50%	2.50%	2.50%	3.52%
TAX REQUISITION		772,633	793,296	813,129	833,457	854,294	884,381
<b>Total Revenue</b>		<b>\$ 772,633</b>	<b>\$ 793,296</b>	<b>\$ 813,129</b>	<b>\$ 833,457</b>	<b>\$ 854,294</b>	<b>\$ 884,381</b>
	<b>Expense</b>						
ADMINISTRATION CHARGES		20,022	21,870	22,417	22,977	23,552	24,381
TRANSFER TO OBWB		752,611	771,426	790,712	810,480	830,742	860,000
<b>Total Expenses</b>		<b>\$ 772,633</b>	<b>\$ 793,296</b>	<b>\$ 813,129</b>	<b>\$ 833,457</b>	<b>\$ 854,294</b>	<b>\$ 884,381</b>



**Regional District of Okanagan-Similkameen  
2024-2028 Operational Financial Plan  
MUNICIPAL FISCAL SERVICES - 9990**

		2023 Budget	2024 Budget	2025 Budget	2026 Budget	2027 Budget	2028 Budget
<b>No Tax Limit</b>		<b>No Tax Limit</b>	<b>No Tax Limit</b>	<b>No Tax Limit</b>	<b>No Tax Limit</b>	<b>No Tax Limit</b>	<b>No Tax Limit</b>
	<b>Revenue</b>	-0.07%	21.18%	-4.17%	-3.74%	-13.43%	-5.50%
DEBENTURE PAYMENT - PENTICTON		3,081,056	3,733,736	3,578,155	3,444,478	2,981,813	2,817,791
DEBENTURE PAYMENT - SUMMERLAND		2,216,420	1,912,165	1,912,165	1,512,019	1,182,141	722,833
DEBENTURE PAYMENT - OSOYOOS		672,009	621,960	624,799	624,799	624,799	624,799
DEBENTURE PAYMENT - OLIVER		910,194	910,194	883,062	660,194	569,037	569,037
DEBENTURE PAYMENT - PRINCETON		421,899	421,899	421,899	421,899	421,899	421,899
DEBENTURE PAYMENT - KEREMEOS		10,015	10,015	10,015	10,015	10,015	10,015
<b>Total Revenue</b>		\$ 7,311,593	\$ 7,609,969	\$ 7,430,095	\$ 6,673,404	\$ 5,789,704	\$ 5,166,374
	<b>Expense</b>						
DEBT INTEREST- PENTICTON		1,173,970	1,546,086	1,478,036	1,467,048	1,322,234	1,210,784
DEBT INTEREST- SUMMERLAND		905,902	766,402	766,402	643,346	582,122	348,122
DEBT INTEREST- OSOYOOS		316,685	292,403	294,328	294,328	294,328	294,328
DEBT INTEREST- OLIVER		343,525	337,008	318,698	310,256	292,569	292,569
DEBT INTEREST- PRINCETON		286,300	286,300	286,300	286,300	286,300	286,300
DEBT INTEREST- KEREMEOS		4,845	4,845	4,845	4,845	4,845	4,845
DEBT PRINCIPAL- PENTICTON		1,907,086	2,187,650	2,100,119	1,977,430	1,659,579	1,607,007
DEBT PRINCIPAL- SUMMERLAND		1,310,518	1,145,763	1,145,763	868,673	600,019	374,711
DEBT PRINCIPAL- OSOYOOS		355,324	329,557	330,471	330,471	330,471	330,471
DEBT PRINCIPAL- OLIVER		566,669	573,186	564,364	349,938	276,468	276,468
DEBT PRINCIPAL- PRINCETON		135,599	135,599	135,599	135,599	135,599	135,599
DEBT PRINCIPAL- KEREMEOS		5,170	5,170	5,170	5,170	5,170	5,170
<b>Total Expenses</b>		\$ 7,311,593	\$ 7,609,969	\$ 7,430,095	\$ 6,673,404	\$ 5,789,704	\$ 5,166,374



**Regional District of Okanagan-Similkameen  
2024-2028 Operational Financial Plan  
STERILE INSECT RELEASE PROGRAM - 6000**

1101, 1989 - Assessment

		2023 Budget	2024 Budget	2025 Budget	2026 Budget	2027 Budget	2028 Budget
\$		2,992,268					
	<b>Revenue</b>	<b>Compliant</b>	<b>Compliant</b>	<b>Compliant</b>	<b>Compliant</b>	<b>Compliant</b>	<b>Compliant</b>
		16.21%	6.42%	6.04%	5.97%	5.89%	4.02%
	TAX REQUISITION	485,451	516,622	547,846	580,526	614,724	639,408
	PARCEL TAX	508,737	518,912	529,290	539,876	550,674	572,786
	GRANT IN LIEU OF TAXES	4,500	4,500	4,500	4,500	4,500	4,500
	PRIOR YEARS SURPLUS	(353)	-	-	-	-	-
	<b>Total Revenue</b>	<b>\$ 998,335</b>	<b>\$ 1,040,034</b>	<b>\$ 1,081,636</b>	<b>\$ 1,124,902</b>	<b>\$ 1,169,898</b>	<b>\$ 1,216,694</b>
	<b>Expense</b>						
	ADMINISTRATION CHARGES	25,871	28,672	29,819	31,012	32,252	33,542
	TRANSFER TO SIR	972,464	1,011,362	1,051,817	1,093,890	1,137,646	1,183,152
	<b>Total Expenses</b>	<b>\$ 998,335</b>	<b>\$ 1,040,034</b>	<b>\$ 1,081,636</b>	<b>\$ 1,124,902</b>	<b>\$ 1,169,898</b>	<b>\$ 1,216,694</b>



# Regional District of Okanagan-Similkameen

## 2024-2028 Schedule F.5

### **Individual Requisitions**

#### **Town of Osoyoos**

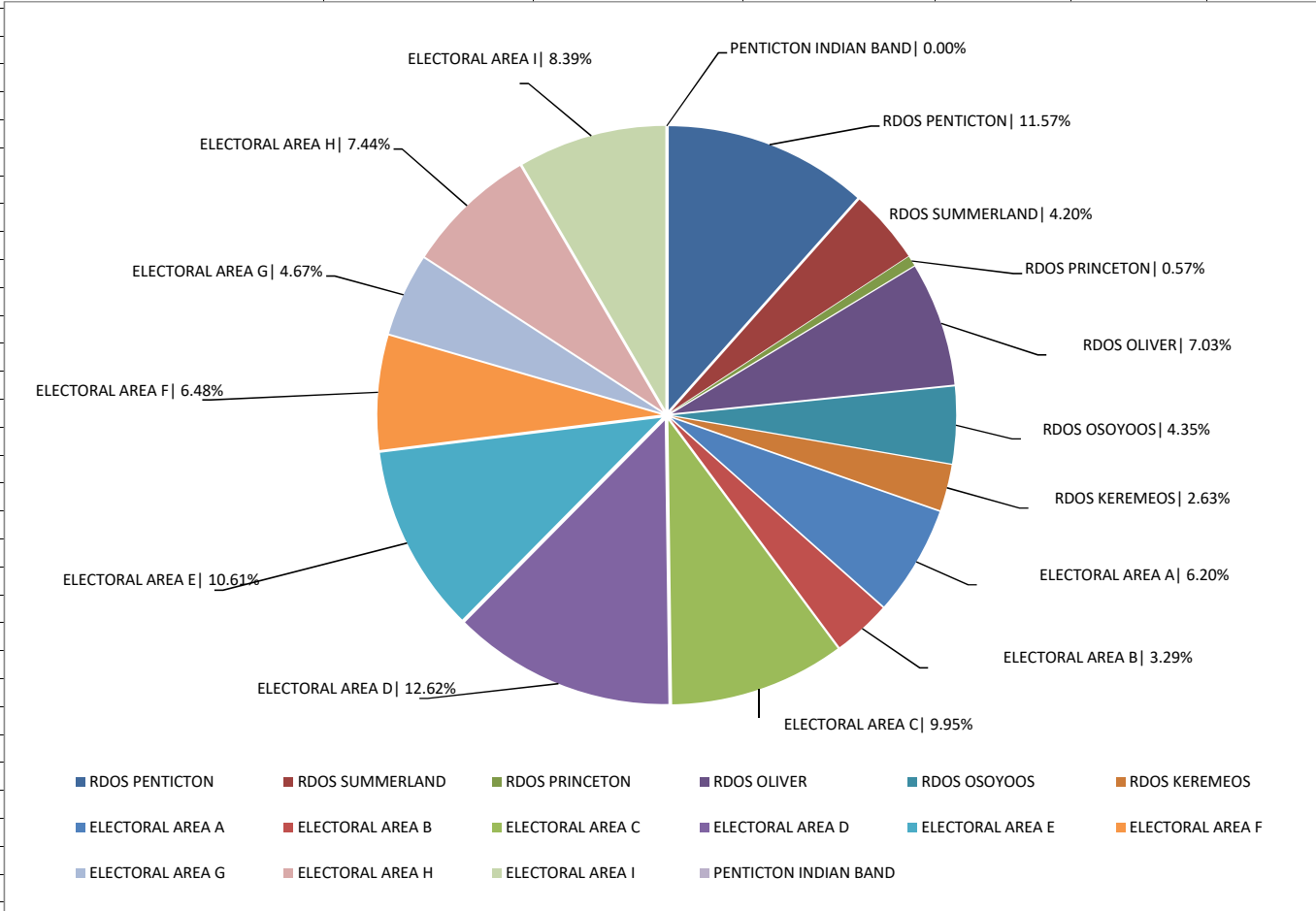
Included in this schedule:

- Summary of Tax Requisitions listing all jurisdictions
- Detail by specific jurisdictions
- Comparison of Tax Requisition by Municipality and Electoral Area
- Individual RDOS portion of tax per various property values\*
- 2024-2028 Operating budget which affect only the member Municipality / Electoral Area
- Capital projects which Osoyoos contributed funds (if applicable)

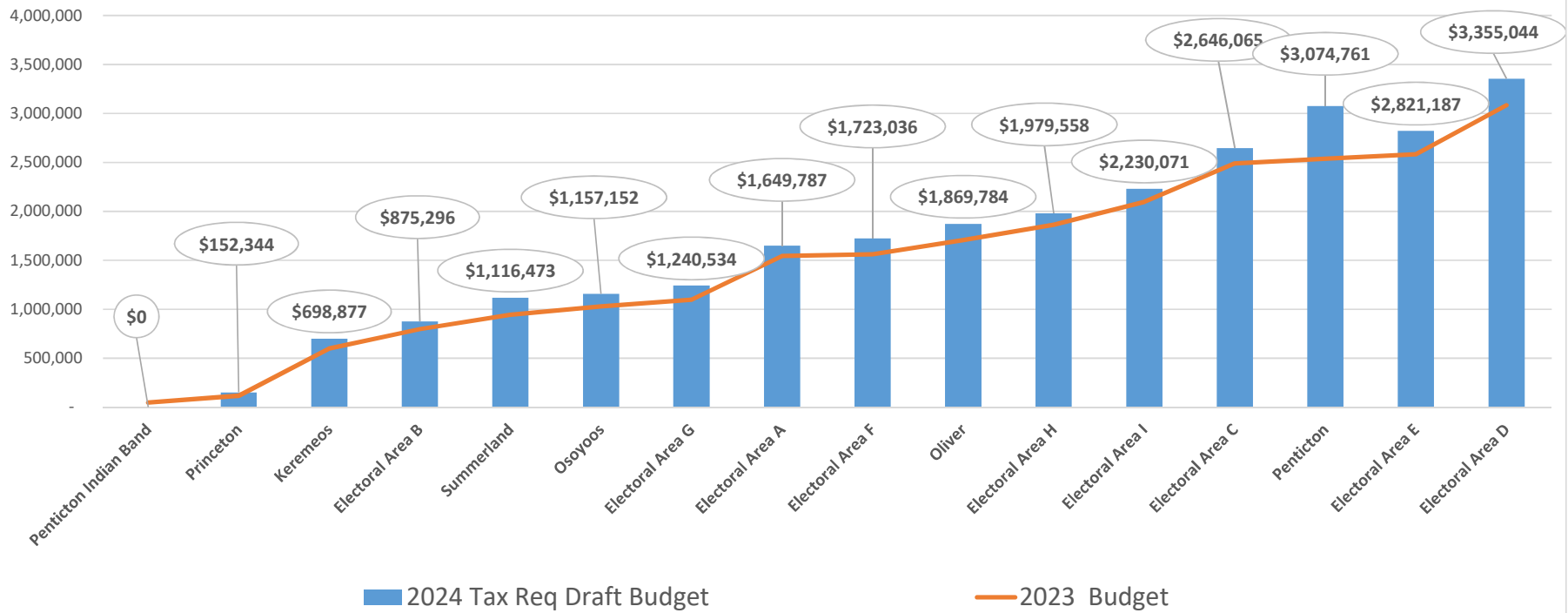
\*This comparison is a weighted average

**REGIONAL DISTRICT OKANAGAN-SIMILKAMEEN  
2024 TOTAL REQUISITION SUMMARY**

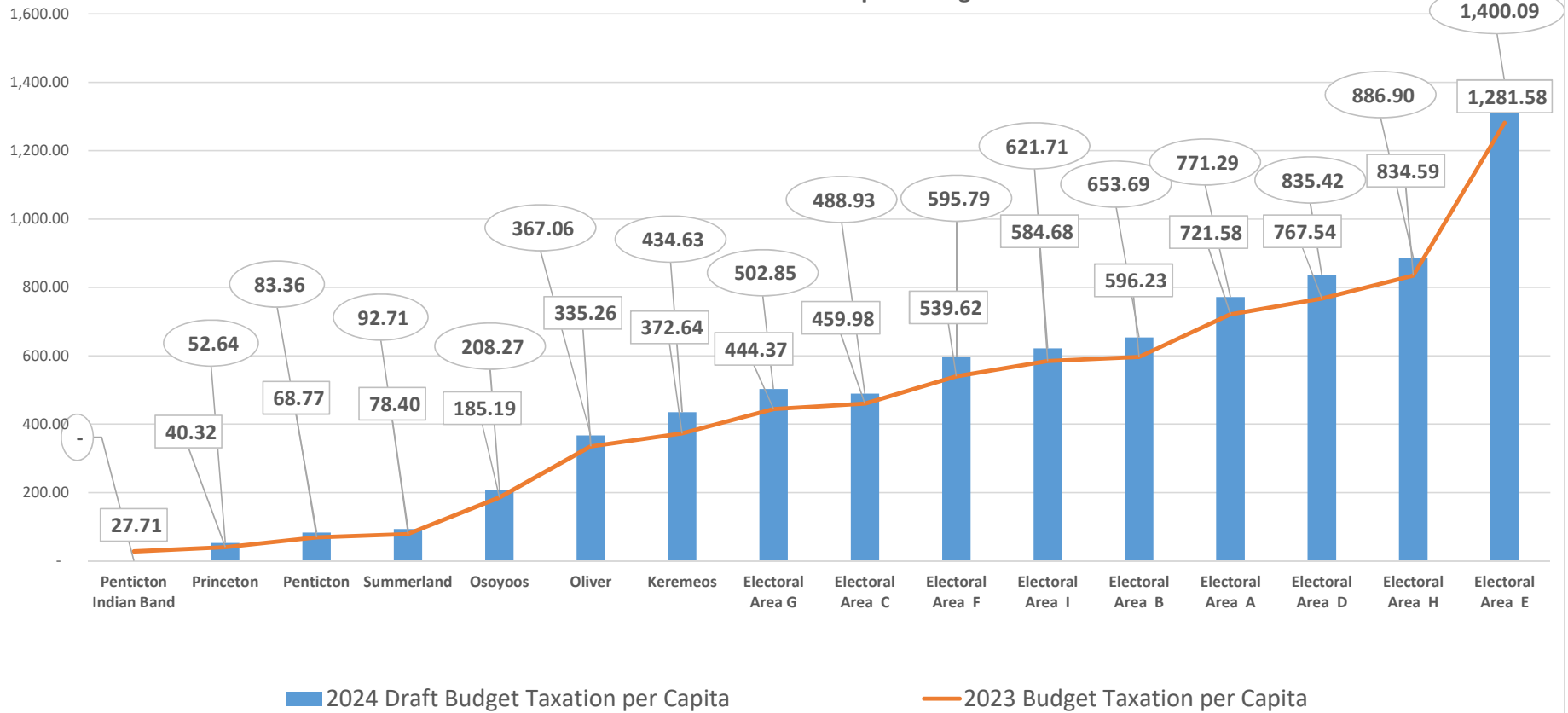
	<u>2024</u>	<u>2023</u>	<u>\$ Change</u>	<u>% Change</u>	<u>Non-Market Growth %</u>	<u>Net Change %</u>
<b>RDOS PENTICTON</b>	\$ 3,074,761	\$ 2,537,608	\$ 537,153	21.17%	1.05%	20.12%
<b>RDOS SUMMERLAND</b>	1,116,473	944,706	171,767	18.18%	1.77%	16.41%
<b>RDOS PRINCETON</b>	152,344	116,462	35,882	30.81%	0.86%	29.95%
<b>RDOS OLIVER</b>	1,869,784	1,713,954	155,830	9.09%	1.44%	7.65%
<b>RDOS OSOYOOS</b>	1,157,152	1,030,070	127,082	12.34%	1.21%	11.13%
<b>RDOS KEREMEOS</b>	698,877	601,320	97,557	16.22%	1.07%	15.15%
	<b>8,069,392</b>	<b>6,944,120</b>	<b>1,125,272</b>	<b>16.20%</b>	<b>1.24%</b>	<b>14.96%</b>
<b>PENTICTON INDIAN BAND</b>	-	46,265	(46,265)	-100.00%		
<b>ELECTORAL AREA A</b>	1,649,787	1,541,512	108,275	7.02%	2.58%	4.44%
<b>ELECTORAL AREA B</b>	875,296	793,520	81,776	10.31%	5.35%	4.96%
<b>ELECTORAL AREA C</b>	2,646,065	2,478,883	167,182	6.74%	1.60%	5.14%
<b>ELECTORAL AREA D</b>	3,355,044	3,083,591	271,453	8.80%	0.99%	7.81%
<b>ELECTORAL AREA E</b>	2,821,187	2,587,328	233,859	9.04%	3.74%	5.30%
<b>ELECTORAL AREA F</b>	1,723,036	1,560,889	162,147	10.39%	1.54%	8.85%
<b>ELECTORAL AREA G</b>	1,240,534	1,097,296	143,238	13.05%	1.41%	11.64%
<b>ELECTORAL AREA H</b>	1,979,558	1,861,140	118,418	6.36%	2.10%	4.26%
<b>ELECTORAL AREA I</b>	2,230,071	2,097,712	132,359	6.31%	1.30%	5.01%
	<b>18,520,578</b>	<b>17,101,871</b>	<b>1,418,707</b>	<b>8.30%</b>	<b>2.04%</b>	<b>6.26%</b>
<b>TOTAL TAX REQUISITION FOR ALL BUDGETS</b>	<b>\$ 26,589,969</b>	<b>\$ 24,092,256</b>	<b>\$ 2,497,713</b>	<b>10.37%</b>	<b>1.49%</b>	<b>8.88%</b>



### RDOS 2024 Tax Requisition as at First Reading - Comparison to 2023 Requisition by Member Municipality and Electoral - At Adoption

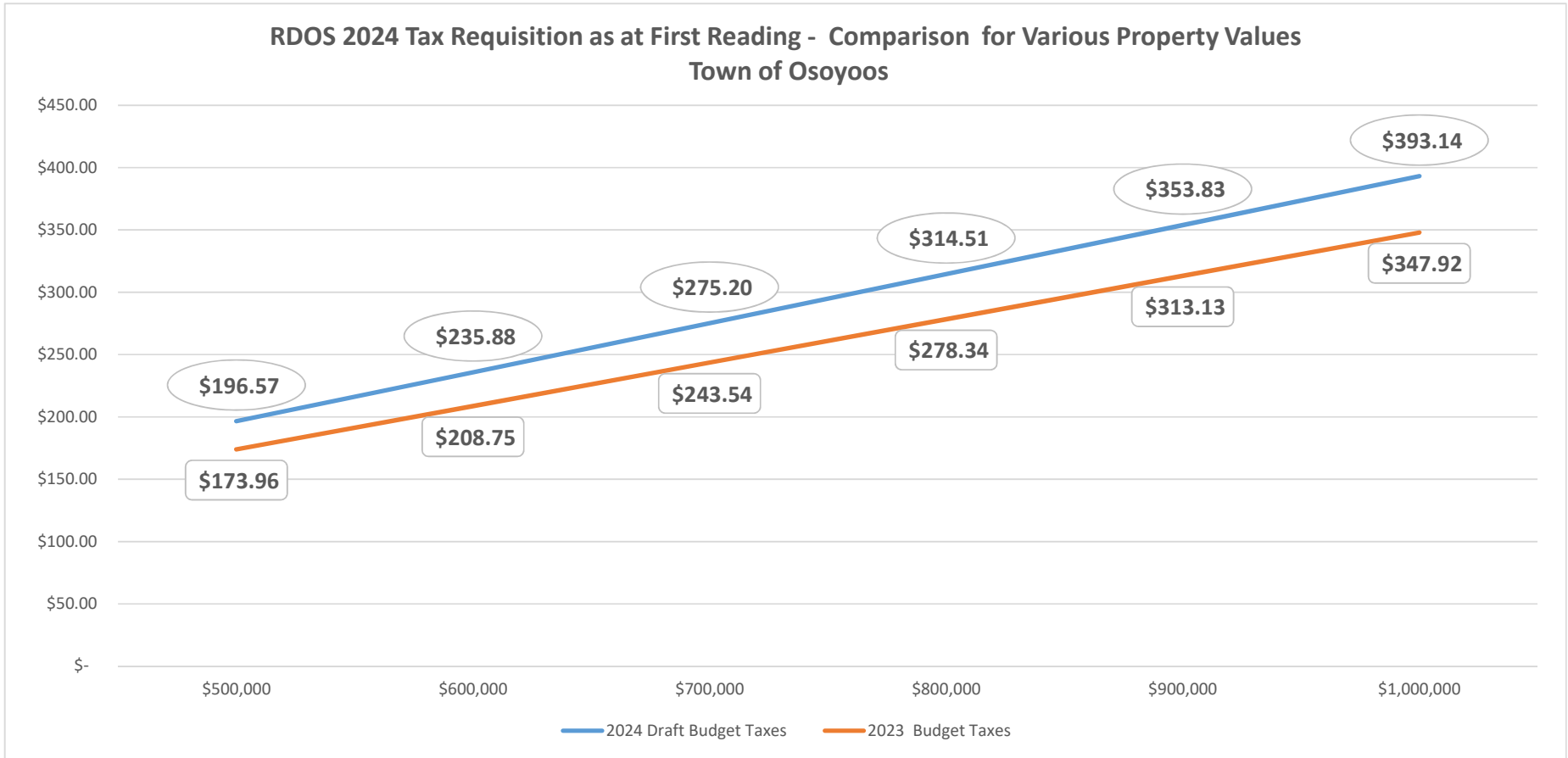


**RDOS 2024 Taxation Per Capita Comparison as at First Reading - Comparison to 2023 by Member Municipality and Electoral Area - Adopted Budget**





**RDOS 2024 Tax Requisition as at First Reading - Comparison for Various Property Values  
Town of Osoyoos**





**Regional District of Okanagan-Similkameen  
2024-2028 Operational Financial Plan  
GENERAL GOVERNMENT - 0100**

SLP, 1966 - No Tax Limit

		2023 Budget	2024 Budget	2025 Budget	2026 Budget	2027 Budget	2028 Budget
<b>No Tax Limit</b>		<b>No Tax Limit</b>	<b>No Tax Limit</b>	<b>No Tax Limit</b>	<b>No Tax Limit</b>	<b>No Tax Limit</b>	<b>No Tax Limit</b>
<b>Revenue</b>		<b>7.05%</b>	<b>36.51%</b>	<b>9.93%</b>	<b>3.21%</b>	<b>2.85%</b>	<b>2.85%</b>
TAX REQUISITION		1,612,212	2,200,765	2,419,219	2,496,980	2,568,023	2,641,328
GRANT IN LIEU OF TAXES		5,101	5,101	5,101	5,101	5,101	5,101
RECOVERIES - FOI			400	400	400	400	400
INTEREST INCOME		128,533	-	-	-	-	-
TRANSFER FROM OPERATIONAL RESERVE		57,000	80,000	80,000	80,000	80,000	80,000
MISCELLANEOUS REVENUE		10,201	5,000	5,000	5,000	5,000	5,000
PRIOR YEARS SURPLUS		349,206	-	-	-	-	-
<b>Total Revenue</b>		<b>\$ 2,162,253</b>	<b>\$ 2,291,266</b>	<b>\$ 2,509,720</b>	<b>\$ 2,587,481</b>	<b>\$ 2,658,524</b>	<b>\$ 2,731,829</b>
<b>Expense</b>							
SALARIES & WAGES		1,031,527	1,156,722	1,194,003	1,232,557	1,272,320	1,313,491
NEW FTE AS AUTHORIZED BY THE BOARD SALARIES & WAGES		29,722	256,687	412,739	421,252	429,942	438,820
SALARIES & WAGES - CRIME STOPPERS		92,000	92,500	92,500	92,500	92,500	92,500
HONORARIUMS - DIRECTORS		377,235	416,000	426,060	437,060	447,987	459,186
HONORARIUMS - CHAIRMAN		42,768	44,710	46,275	47,894	49,571	51,306
HONORARIUMS - VICE CHAIRMAN		7,993	8,177	8,463	8,759	9,065	9,383
<b>ADMINISTRATION CHARGE</b>		<b>99,666</b>	<b>133,732</b>	<b>146,987</b>	<b>151,015</b>	<b>155,226</b>	<b>159,570</b>
EDUCATION & TRAINING			1,200	1,242	1,285	1,330	1,377
INSURANCE - PROPERTY		4,467	6,500	6,728	6,963	7,207	7,459
INSURANCE - LIABILITY		31,181	42,000	43,470	44,991	46,566	48,196
SUPPLIES - BOARD DINNERS		25,000	27,000	27,945	28,923	29,935	30,983
ASSET MANAGEMENT SOFTWARE			33,238	34,568	34,568	35,951	37,389
TRAVEL - STAFF		10,302	12,000	12,360	12,731	13,113	13,506
TRAVEL - UBCM & OMMA CONVENTION			-	-	-	-	-
TRAVEL - BOARD		15,453	16,000	16,480	16,974	17,484	18,008
BOARD STAFF RECOGNITION			10,000	10,300	10,609	10,927	11,255
INTERNAL DEBT PRINCIPAL & INTEREST (SYR RESERVE BORROWING)			9,800	19,600	29,400	29,400	29,400
TRANSFER FROM OPERATIONAL RESERVE		349,206	-	-	-	-	-
TRANSFER TO DEPOSIT ACCOUNT		10,302	10,000	10,000	10,000	10,000	10,000
REGIONAL GRANT IN AID - Ha Ha Ha Kidz Fest		5,000	-	-	-	-	-
REGIONAL GRANT IN AID - Okanagan Similkameen Conservation Alliance		3,500	-	-	-	-	-
REGIONAL GRANT IN AID - South Okanagan Immigrant and Community Services		3,500	-	-	-	-	-
REGIONAL GRANT IN AID - Community Wellness Circle							
REGIONAL GRANT IN AID - Peach City Community Radio Society		5,250	-	-	-	-	-
REGIONAL GRANT IN AID - DB Foundation for Health Research			5,000	-	-	-	-
CARBON MITIGATION EXPENSE		6,181	-	-	-	-	-
SAFETY TRACKING - VEHICLES		12,000	-	-	-	-	-
<b>Total Expenses</b>		<b>\$ 2,162,253</b>	<b>\$ 2,291,266</b>	<b>\$ 2,509,720</b>	<b>\$ 2,587,481</b>	<b>\$ 2,658,524</b>	<b>\$ 2,731,829</b>



**Regional District of Okanagan-Similkameen  
2024-2028 Operational Financial Plan  
INVASIVE SPECIES (formerly noxious weeds) - 0200**

BL 2065.02, 2021 - Maximum Levy

		2023 Budget	2024 Budget	2025 Budget	2026 Budget	2027 Budget	2028 Budget
<b>\$</b>		<b>68,750</b>					
	<b>Revenue</b>	<b>REVIEW SOON</b>	<b>REVIEW REQUIRED</b>	<b>REVIEW REQUIRED</b>	<b>REVIEW REQUIRED</b>	<b>REVIEW REQUIRED</b>	<b>REVIEW REQUIRED</b>
		4.87%	34.96%	3.42%	3.43%	3.42%	3.42%
TAX REQUISITION		66,360	89,562	92,622	95,797	99,073	102,465
GRANT IN LIEU OF TAXES		93	96	100	103	107	110
TRANSFER FROM OPERATIONAL RESERVES		22,003	-	-	-	-	-
PROVINCIAL GRANTS		12,000	12,420	12,855	13,305	13,770	14,252
<b>Total Revenue</b>		<b>\$ 100,456</b>	<b>\$ 102,078</b>	<b>\$ 105,577</b>	<b>\$ 109,205</b>	<b>\$ 112,950</b>	<b>\$ 116,827</b>
	<b>Expense</b>						
SALARIES & WAGES		12,117	13,490	13,892	14,312	14,739	15,182
SALARIES & WAGES		-	-	-	-	-	-
ADMINISTRATION CHARGE		3,339	3,718	3,845	3,978	4,114	4,255
CONSULTANTS		50,000	51,750	53,561	55,436	57,376	59,384
CONSULTANTS - ABATEMENT PROGRAM		32,000	33,120	34,279	35,479	36,721	38,006
TRANSFER TO OPERATING RESERVE		3,000	-	-	-	-	-
<b>Total Expenses</b>		<b>\$ 100,456</b>	<b>\$ 102,078</b>	<b>\$ 105,577</b>	<b>\$ 109,205</b>	<b>\$ 112,950</b>	<b>\$ 116,827</b>



**Regional District of Okanagan-Similkameen  
2024-2028 Operational Financial Plan  
911 EMERGENCY CALL SYSTEM - 0400**

BI 1095 & 1096 - No Tax Limit

		2023 Budget	2024 Budget	2025 Budget	2026 Budget	2027 Budget	2028 Budget
<b>No Tax Limit</b>		<b>No Tax Limit</b>	<b>No Tax Limit</b>	<b>No Tax Limit</b>	<b>No Tax Limit</b>	<b>No Tax Limit</b>	<b>No Tax Limit</b>
	<b>Revenue</b>	<b>10.27%</b>	<b>19.71%</b>	<b>2.74%</b>	<b>2.75%</b>	<b>2.77%</b>	<b>-9.81%</b>
	TAX REQUISITION	1,089,450	1,304,207	1,340,007	1,376,887	1,414,981	1,276,188
	GRANT IN LIEU OF TAXES	1,880	1,899	1,918	2,000	2,050	2,100
	PRIOR YEARS SURPLUS	21,550	17,466	-	-	-	-
	<b>Total Revenue</b>	<b>\$ 1,112,880</b>	<b>\$ 1,323,572</b>	<b>\$ 1,341,925</b>	<b>\$ 1,378,887</b>	<b>\$ 1,417,031</b>	<b>\$ 1,278,288</b>
	<b>Expense</b>						
	SALARIES & WAGES	105,466	107,629	111,257	115,002	118,876	122,887
	SALARIES & WAGES		18,772	19,341	19,928	20,526	21,142
	ADMINISTRATION CHARGES	31,343	37,439	38,627	39,853	41,118	42,424
	SITE & RADIO MAINTENANCE - ANNUAL CONTRACTS	25,486	25,613	26,433	27,279	28,152	29,053
	UNSCHEDULED MTNCE - FIREHALLS	10,483	15,000	15,480	15,975	16,486	17,014
	UNSCHEDULED MAINTENANCE - TOWERS	15,453	15,000	15,480	15,975	16,486	17,014
	OP - EQPT RENTAL - TRANSMITTER LEASE & M	93,873	110,000	113,520	117,153	120,902	124,771
	CONTRACTS - CENTRAL FIRE Dispatch	377,733	411,957	425,140	438,744	452,784	467,273
	CONTRACTS - OTHER RD - CORD - CENTRAL DI	195,894	199,812	206,206	212,805	219,615	226,643
	INSURANCE - PROPERTY	9,710	9,904	9,954	10,004	10,054	10,104
	INSURANCE - LIABILITY	5,500	5,638	5,666	5,694	5,722	5,751
	LEGAL FEES	3,000	3,000	3,096	3,195	3,297	3,403
	UHF AND VHF RADIO LICENSES	15,724	18,000	18,576	19,170	19,783	20,416
	UTILITIES - TELEPHONE	24,992	25,117	25,921	26,750	27,606	28,489
	DEBT INTEREST (Bylaw 2780/2623)	47,256	47,256	47,256	47,256	47,256	-
	DEBT PRINCIPAL (Bylaw 2780/2623)	130,864	130,864	130,864	130,864	130,864	-
	TRANSFER TO RESERVE CAPITAL	5,000	75,000	77,400	79,877	82,433	85,071
	TRANSFER TO RESERVES RE INTEREST	103	105	108	111	115	119
	TRANSFER TO OPERATING RESERVE	5,000	42,466	25,800	26,626	27,478	28,357
	CONTINGENCY	10,000	25,000	25,800	26,626	27,478	28,357
	<b>Total Expenses</b>	<b>\$ 1,112,880</b>	<b>\$ 1,323,572</b>	<b>\$ 1,341,925</b>	<b>\$ 1,378,887</b>	<b>\$ 1,417,031</b>	<b>\$ 1,278,288</b>



**Regional District of Okanagan-Similkameen  
2024-2028 Operational Financial Plan  
EMERGENCY PLANNING - 0410**

BL 2322, 2004 - No Tax Limit

	2023 Budget	2024 Budget	2025 Budget	2026 Budget	2027 Budget	2028 Budget
<b>No Tax Limit</b>	<b>No Tax Limit</b>	<b>No Tax Limit</b>	<b>No Tax Limit</b>	<b>No Tax Limit</b>	<b>No Tax Limit</b>	<b>No Tax Limit</b>
<b>Revenue</b>	<b>0.40%</b>	<b>114.64%</b>	<b>3.71%</b>	<b>-1.04%</b>	<b>2.05%</b>	<b>1.59%</b>
TAX REQUISITION	366,922	787,555	816,763	808,256	824,807	837,880
GRANT IN LIEU OF TAXES	550	555	561	570	575	600
TRANSFER FROM OPERATING RESERVE	60,000	-	-	-	-	-
PROVINCIAL GRANTS (Carry Forward)	1,266,103	1,583,024	-	-	-	-
PROV GRANTS - UBCM CRI	-	100,000	-	-	-	-
PRIOR YEARS SURPLUS	40,560	-	-	-	-	-
<b>Total Revenue</b>	<b>\$ 1,734,135</b>	<b>\$ 2,471,134</b>	<b>\$ 817,324</b>	<b>\$ 808,826</b>	<b>\$ 825,382</b>	<b>\$ 838,480</b>
<b>Expense</b>						
SALARIES & WAGES	136,154	178,576	184,291	190,195	196,285	202,585
SALARIES & WAGES		235,802	299,734	283,784	291,480	299,387
HONORARIUMS	7,085	7,120	7,156	7,192	7,228	7,264
ADMINISTRATION CHARGES	56,237	79,409	37,029	36,610	37,394	38,011
IT SUPPORT COSTS	3,500	3,605	3,713	3,825	3,939	4,057
FLOOD HAZARD RIKS ASSESSMENT - CF	-	100,000	-	-	-	-
UBCM CEPF - EMERGENCY SUPPORT SERVICES GRANT CF	89,750	-	-	-	-	-
UBCM CRI - FIRESMART GRANT STREAM 1 (OPERATIONS CF	355,038	-	-	-	-	-
FIRESMART GRANT STREAM 1 (OPERATIONS)	-	240,997	-	-	-	-
EOC SANDBAG OPERATIONS	15,000	15,000	15,075	15,150	15,226	15,302
UBCM - CRI - FIRESMART GRANT STREAM (STAFFING) 2022 GRANT	406,020	-	-	-	-	-
UBCM - CRI - FIRESMART GRANT STREAM (STAFFING) 2022 GRANT	98,130	-	-	-	-	-
UBCM CEPR HEAT PREPAREDNESS CF	300,000	300,000	-	-	-	-
2023 CEPF UCBM GRANT CF	-	117,000	-	-	-	-
2023 EOC CEPF UBCM GRANT EXPENSE CF	-	112,790	-	-	-	-
2023 UBCM CRI FIRESMART GRANT CF	-	200,000	-	-	-	-
2023 CRI FIRESMART GRANT - AREA "A" CF	-	49,997	-	-	-	-
2023 CRI FIRESMART GRANT - AREA "B" CF	-	45,320	-	-	-	-
2023 CRI FIRESMART GRANT - AREA "C" CF	-	45,320	-	-	-	-
2023 CRI FIRESMART GRANT - AREA "D" CF	-	45,320	-	-	-	-
2023 CRI FIRESMART GRANT - AREA "E" CF	-	45,320	-	-	-	-
2023 CRI FIRESMART GRANT - AREA "F" CF	-	45,320	-	-	-	-
2023 CRI FIRESMART GRANT - AREA "G" CF	-	45,320	-	-	-	-
2023 CRI FIRESMART GRANT - AREA "H" CF	-	50,000	-	-	-	-
2023 CRI FIRESMART GRANT - AREA "I" CF	-	45,320	-	-	-	-
2023 E-911 GRANT	-	45,000	-	-	-	-
2024 CEPF DISASTER RISK REDUCTION GRANT	-	150,000	-	-	-	-
CONSULTANTS	4,000	4,080	4,100	4,121	4,142	4,163
AGREEMENT - REGIONAL SEARCH & RESCUE	71,500	90,000	90,450	90,902	91,357	91,814
OPERATIONAL SUPPORT ANIMAL EMERGENCY RESPONSE	10,000	15,000	15,075	15,150	15,226	15,302
REVIEW OF EMERGENCY PROGRAM	60,000	-	-	-	-	-
EDUCATION & TRAINING	25,502	25,630	25,758	25,887	26,016	26,146
EOC SUPPLIES	7,000	8,000	8,040	8,080	8,120	8,161
EQUIPMENT	5,239	5,000	5,050	5,100	5,150	5,200
EQUIPEMENT - SOFTWARE	-	26,000	26,100	26,200	26,300	26,400
INSURANCE - LIABILITY	3,000	3,060	3,121	3,184	3,247	-
INSURANCE - VEHICLE	900	3,000	3,015	3,030	3,045	3,060
LEGAL FEES	1,000	1,000	1,000	1,000	1,000	1,000
SUPPLIES	1,500	3,500	3,515	3,530	3,545	3,550
EOC SUPPLIES	10,000	10,000	10,050	10,100	10,151	10,202
SUPPLIES - MEALS	1,000	1,020	1,040	1,061	1,082	1,087
TRAVEL/LEASING	7,000	7,140	7,283	7,428	7,577	7,578
UTILITIES - TELEPHONE	4,020	5,500	5,528	5,556	5,584	5,612
TRANSFER TO OPERATING RESERVE	40,560	45,368	45,595	45,823	46,052	46,282
EMERGENCY SOCIAL SERVICES	15,000	15,300	15,606	15,918	16,236	16,317
<b>Total Expenses</b>	<b>\$ 1,734,135</b>	<b>\$ 2,471,134</b>	<b>\$ 817,324</b>	<b>\$ 808,826</b>	<b>\$ 825,382</b>	<b>\$ 838,480</b>



**Regional District of Okanagan-Similkameen  
2024-2028 Operational Financial Plan  
ILLEGAL DUMPING - 4250**

**BI 2184 - Maximum Levy**

		2023 Budget	2024 Budget	2025 Budget	2026 Budget	2027 Budget	2028 Budget
\$		<b>25,000</b>					
	<b>Revenue</b>	<b>REVIEW REQUIRED</b>	<b>REVIEW REQUIRED</b>	<b>REVIEW REQUIRED</b>	<b>REVIEW REQUIRED</b>	<b>REVIEW REQUIRED</b>	<b>REVIEW REQUIRED</b>
		0.92%	12.61%	2.40%	2.43%	2.44%	2.47%
TAX REQUISITION		35,882	40,407	41,378	42,384	43,417	44,491
PRIOR YEARS SURPLUS		4,325	-	-	-	-	-
<b>Total Revenue</b>		<b>\$ 40,207</b>	<b>\$ 40,407</b>	<b>\$ 41,378</b>	<b>\$ 42,384</b>	<b>\$ 43,417</b>	<b>\$ 44,491</b>
	<b>Expense</b>						
SALARIES & WAGES		16,456	19,300	19,886	20,493	21,115	21,762
SALARIES & WAGES			186	192	199	205	211
ADMINISTRATION CHARGES		932	1,108	1,143	1,180	1,217	1,256
CONTRACT SERVICES		3,000	3,000	3,105	3,214	3,326	3,443
CONTRACT SERVICES - TIPPING FEES		5,500	5,500	5,693	5,892	6,098	6,312
INSURANCE - LIABILITY		152	152	157	163	169	174
ADVERTISING - PUBLIC EDUCATION		761	761	788	815	844	874
TRAVEL/LEASING		406	400	414	428	443	459
TRANSFER TO OPERATING RESERVE		13,000	10,000	10,000	10,000	10,000	10,000
<b>Total Expenses</b>		<b>\$ 40,207</b>	<b>\$ 40,407</b>	<b>\$ 41,378</b>	<b>\$ 42,384</b>	<b>\$ 43,417</b>	<b>\$ 44,491</b>



**Regional District of Okanagan-Similkameen  
2024-2028 Operational Financial Plan  
SOLID WASTE MANAGEMENT - 4300**

1899.02, 2012 - Assessment

	2023 Budget	2024 Budget	2025 Budget	2026 Budget	2027 Budget	2028 Budget
<b>\$</b>	<b>367,237</b>					
	<b>Compliant</b>	<b>Compliant</b>	<b>Compliant</b>	<b>Compliant</b>	<b>Compliant</b>	<b>Compliant</b>
<b>Revenue</b>	<b>11.36%</b>	<b>-37.59%</b>	<b>8.68%</b>	<b>2.57%</b>	<b>2.56%</b>	<b>2.59%</b>
TAX REQUISITION	280,633	175,156	190,364	195,252	200,259	205,453
TRANSFER FROM OPERATING RESERVE	7,086	245,000	-	-	-	-
PRIOR YEARS SURPLUS	250,000	245,000	-	-	-	-
<b>Total Revenue</b>	<b>\$ 537,719</b>	<b>\$ 665,156</b>	<b>\$ 190,364</b>	<b>\$ 195,252</b>	<b>\$ 200,259</b>	<b>\$ 205,453</b>
<b>Expense</b>						
SALARIES & WAGES	120,620	107,922	111,216	114,645	118,143	121,776
NEW FTE AS AUTHORIZED BY THE BOARD SALARIES & WAGES	27,008	182	188	195	201	207
ADMINISTRATION CHARGES	9,393	8,404	9,134	9,369	9,609	9,858
CONSULTANTS CF	250,000	245,000				
CONSULTANTS			30,000	30,000	30,000	30,000
CONTRACTOR - WEBSITE EXCHANGE SITE	8,120	8,120	8,404	8,698	9,003	9,318
MEMBERSHIP & DUES	3,986	4,555	4,714	4,879	5,050	5,227
FOOD COMPOSTING EDUCATION	25,000	25,000	5,000	5,000	5,000	5,000
INSURANCE - LIABILITY	773	773	800	828	857	887
LEGAL FEES	100	100	104	107	111	115
SUPPLIES	2,000	2,000	2,070	2,142	2,217	2,295
BEAR SMART EXPENSES	9,500	16,600	17,181	17,782	18,405	19,049
BEAR SMART EXPENSES	7,086	-	-	-	-	-
BEAR SMART EXPENSES	1,500	1,500	1,553	1,607	1,663	1,721
TRANSFER TO OPERATING RESERVE	72,633	245,000	-	-	-	-
<b>Total Expenses</b>	<b>\$ 537,719</b>	<b>\$ 665,156</b>	<b>\$ 190,364</b>	<b>\$ 195,252</b>	<b>\$ 200,259</b>	<b>\$ 205,453</b>





**Regional District of Okanagan-Similkameen  
2024-2028 Operational Financial Plan  
RGS - SUB REGIONAL - 5020**

**BL 2421 & 2770 - No Tax Limit**

		2023 Budget	2024 Budget	2025 Budget	2026 Budget	2027 Budget	2028 Budget
<b>No Tax Limit</b>							
	<b>Revenue</b>	<b>No Tax Limit</b>	<b>No Tax Limit</b>	<b>No Tax Limit</b>	<b>No Tax Limit</b>	<b>No Tax Limit</b>	<b>No Tax Limit</b>
		8.89%	14.65%	2.99%	2.97%	2.88%	4.61%
TAX REQUISITION		45,305	51,943	53,494	55,085	56,674	59,286
<b>Total Revenue</b>		<b>\$ 45,305</b>	<b>\$ 51,943</b>	<b>\$ 53,494</b>	<b>\$ 55,085</b>	<b>\$ 56,674</b>	<b>\$ 59,286</b>
	<b>Expense</b>						
SALARIES & WAGES		30,553	36,412	37,522	38,661	39,840	41,055
SALARIES & WAGES			64	66	68	70	72
<b>ADMINISTRATION CHARGES</b>		<b>1,552</b>	<b>1,892</b>	<b>1,948</b>	<b>2,006</b>	<b>2,064</b>	<b>2,159</b>
CONSULTANTS		10,000	10,250	10,506	10,769	11,000	12,000
INSURANCE - LIABILITY		200	250	300	350	400	500
SUPPLIES		1,000	1,025	1,051	1,077	1,100	1,200
ADVERTISING		2,000	2,050	2,101	2,154	2,200	2,300
<b>Total Expenses</b>		<b>\$ 45,305</b>	<b>\$ 51,943</b>	<b>\$ 53,494</b>	<b>\$ 55,085</b>	<b>\$ 56,674</b>	<b>\$ 59,286</b>



**Regional District of Okanagan-Similkameen**  
**2024-2028 Operational Financial Plan**  
**NUISANCE CONTROL (Regional Service) - 5550**

BL 2198.01, 2008 - Maximum Tax Limit

		2023 Budget	2024 Budget	2025 Budget	2026 Budget	2027 Budget	2028 Budget
\$		31,250					
	<b>Revenue</b>	<b>Compliant</b>	<b>Compliant</b>	<b>Compliant</b>	<b>Compliant</b>	<b>Compliant</b>	<b>Compliant</b>
		-8.13%	9.28%	0.00%	0.00%	0.00%	0.00%
	TAX REQUISITION	23,742	25,945	25,945	25,945	25,945	25,945
	TRANSFER FROM OPERATING RESERVE	2,143	-	-	-	-	-
	PRIOR YEARS SURPLUS	2	-	-	-	-	-
	<b>Total Revenue</b>	\$ 25,887	\$ 25,945	\$ 25,945	\$ 25,945	\$ 25,945	\$ 25,945
	<b>Expense</b>						
	ADMINISTRATION CHARGES	887	945	945	945	945	945
	OP - SW - STARLING CONTROL	25,000	25,000	25,000	25,000	25,000	25,000
	<b>Total Expenses</b>	\$ 25,887	\$ 25,945	\$ 25,945	\$ 25,945	\$ 25,945	\$ 25,945



**Regional District of Okanagan-Similkameen  
2024-2028 Operational Financial Plan  
MOSQUITO CONTROL - 5700**

	2023 Budget	2024 Budget	2025 Budget	2026 Budget	2027 Budget	2028 Budget
<b>Revenue</b>	<b>5.16%</b>	<b>9.66%</b>	<b>4.09%</b>	<b>3.98%</b>	<b>3.53%</b>	<b>3.50%</b>
TAX REQUISITION	170,325	186,776	194,420	202,166	209,310	216,642
TRANSFER FROM RESERVE	10,000	50	50	50	50	50
TRANSFER FROM OPERATING RESERVE		8,000	6,000	5,000	4,000	3,000
MISCELLANEOUS REVENUE	18,000	28,000	28,560	29,131	29,714	30,308
<b>Total Revenue</b>	<b>\$ 198,325</b>	<b>\$ 222,826</b>	<b>\$ 229,030</b>	<b>\$ 236,347</b>	<b>\$ 243,074</b>	<b>\$ 250,000</b>
<b>Expense</b>						
SALARIES & WAGES	95,691	99,885	102,881	105,983	109,148	112,421
SALARIES & WAGES		5,251	5,409	5,572	5,739	5,911
<b>ADMINISTRATION CHARGES</b>	<b>6,571</b>	<b>7,856</b>	<b>8,052</b>	<b>8,255</b>	<b>8,462</b>	<b>8,712</b>
HELICOPTER SPRAYING	35,000	40,000	40,800	41,616	42,448	43,297
OP - W&S - PERMIT FEES	1,035	1,056	1,077	1,099	1,121	1,143
OPERATIONS - HEALTH & SAFETY	518	528	539	550	561	572
CONSULTANTS	500	1,200	1,224	1,248	1,273	1,298
EDUCATION & TRAINING	1,056	1,077	1,099	1,121	1,143	1,166
DEPRECIATION	4,000	4,000	4,000	4,000	4,000	4,000
EQUIPMENT	1,200	1,224	1,248	1,273	1,298	1,324
INSURANCE - LIABILITY	853	870	887	905	923	941
INSURANCE - VEHICLE	2,187	2,231	2,276	2,322	2,368	2,415
SUPPLIES	33,000	40,000	40,800	41,616	42,448	43,297
ADVERTISING	500	510	520	530	541	1,552
TRAVEL/LEASING	13,000	13,260	13,525	13,796	14,072	14,353
UTILITIES - TELEPHONE	714	728	743	758	773	788
TRANSFER TO VEHICLE REPLACEMENT RESERVE		1,000	2,000	3,000	4,000	4,000
TRANSFER TO INTEREST RESERVE		50	50	50	50	50
TRANSFER TO OPERATING RESERVE	2,500	2,100	1,900	2,653	2,706	2,760
<b>Total Expenses</b>	<b>\$ 198,325</b>	<b>\$ 222,826</b>	<b>\$ 229,030</b>	<b>\$ 236,347</b>	<b>\$ 243,074</b>	<b>\$ 250,000</b>



**Regional District of Okanagan-Similkameen  
2024-2028 Operational Financial Plan  
REGIONAL TRAILS - 7720**

RG735 G716, RG734 535, RG73 B16 BL1470.02, - Assessment

	2023 Budget	2024 Budget	2025 Budget	2026 Budget	2027 Budget	2028 Budget
<b>\$</b>	<b>597,301</b>					
	<b>Compliant</b>	<b>Compliant</b>	<b>Compliant</b>	<b>Compliant</b>	<b>Compliant</b>	<b>Compliant</b>
<b>Revenue</b>	<b>9.09%</b>	<b>-5.78%</b>	<b>3.53%</b>	<b>3.17%</b>	<b>3.16%</b>	<b>3.17%</b>
TAX REQUISITION	433,325	408,289	422,708	436,097	449,867	464,107
PARKS REALLOCATION	44,000	45,540	46,997	48,501	50,053	51,655
KVR Trail Mgmt. - PROVINCIAL CONTRIBUTION	5,000	5,175	5,341	5,512	5,688	5,870
TRANSFER FROM CAPITAL RESERVE KVR TRAIL CONST. CHUTE LK TO LITTLE TUNNEL	8,000	8,280	8,545	8,818	9,100	9,391
PRIOR YEARS SURPLUS	5,630	-	-	-	-	-
<b>Total Revenue</b>	<b>\$ 495,955</b>	<b>\$ 467,284</b>	<b>\$ 483,591</b>	<b>\$ 498,928</b>	<b>\$ 514,708</b>	<b>\$ 531,023</b>
<b>Expense</b>						
SALARIES & WAGES	179,298	199,328	205,535	211,934	218,515	225,333
NEW FTE AS AUTHORIZED BY THE BOARD SALARIES & WAGES	8,089	(38,642)	(37,188)	(38,395)	(39,661)	(40,967)
ADMINISTRATION CHARGES	19,273	19,241	19,921	20,552	21,201	21,872
TRAIL MAINTENANCE	20,000	20,400	21,053	21,727	22,422	23,140
ACQUISITION & MANAGEMENT	14,151	15,384	15,877	16,385	16,909	17,451
CONTRACT SERVICES - TRAIL MAINTENANCE	56,375	55,000	56,760	58,576	60,450	62,384
CONTRACT SERVICES	35,378	32,778	32,597	33,702	34,844	36,022
EDUCATION & TRAINING	4,121	4,265	4,401	4,542	4,687	4,837
AMORTIZATION EXPENSE	18,544	19,193	19,807	20,441	21,095	21,770
VEHICLE & EQUIPMENT	16,000	16,560	17,090	17,637	18,201	18,783
PARK/FACILITY IMPROVEMENTS	9,272	9,597	9,904	10,221	10,548	10,886
INSURANCE - PROPERTY	371	378	390	402	415	428
INSURANCE - LIABILITY	1,834	1,898	1,959	2,022	2,087	2,154
INSURANCE - VEHICLE	12,363	12,796	13,205	13,628	14,064	14,514
SUPPLIES - FACILITY	9,787	10,129	10,453	10,788	11,133	11,489
ADVERTISING	2,576	2,666	2,751	2,839	2,930	3,024
TRAVEL AND LEASE	13,393	13,862	14,306	14,764	15,236	15,724
MFA LEASING	24,500	25,358	26,170	27,008	27,872	28,763
TRANSFER TO CAPITAL RESERVE	45,000	46,575	48,065	49,603	51,190	52,828
TRANSFER TO OPERATING RESERVE	5,630	518	535	552	570	588
<b>Total Expenses</b>	<b>\$ 495,955</b>	<b>\$ 467,284</b>	<b>\$ 483,591</b>	<b>\$ 498,928</b>	<b>\$ 514,708</b>	<b>\$ 531,023</b>



**Regional District of Okanagan-Similkameen  
2024-2028 Operational Financial Plan  
TRANSIT - REGIONAL - 8200**

BL 2809 - Assessment

		2023 Budget	2024 Budget	2025 Budget	2026 Budget	2027 Budget	2028 Budget
\$		359,116					
	<b>Revenue</b>	<b>Compliant</b>	<b>Compliant</b>	<b>Compliant</b>	<b>Compliant</b>	<b>Compliant</b>	<b>Compliant</b>
		9.44%	1.50%	3.27%	3.27%	3.27%	3.27%
	TAX REQUISITION	238,993	242,580	250,504	258,689	267,140	275,866
	TRANSIT FARES	60,425	65,474	67,569	69,731	71,962	74,265
	PROVINCIAL GRANT SAFE START	13,032	13,032	13,449	13,879	14,323	14,781
	MISCELLANEOUS REVENUE	18,801	19,337	19,956	20,595	21,254	21,934
	PRIOR YEARS SURPLUS	28,995	-	-	-	-	-
	<b>Total Revenue</b>	<b>\$ 360,246</b>	<b>\$ 340,423</b>	<b>\$ 351,478</b>	<b>\$ 362,894</b>	<b>\$ 374,679</b>	<b>\$ 386,846</b>
	<b>Expense</b>						
	SALARIES & WAGES	38,878	50,920	52,673	54,487	56,361	58,300
	NEW FTE AS AUTHORIZED BY THE BOARD SALARIES & WAGES	673	(16,422)	(16,914)	(17,422)	(17,945)	(18,483)
	ADMINISTRATION CHARGES	11,348	12,369	12,770	13,185	13,613	14,055
	MAINTAINENCE	1,550	1,600	1,651	1,704	1,759	1,815
	OPERATIONS	277,252	289,511	298,775	308,336	318,203	328,385
	TRANSFER TO OPERATING RESERVE	28,995	845	872	900	929	959
	OTHER EXPENSES - MARKETING	1,550	1,600	1,651	1,704	1,759	1,815
	<b>Total Expenses</b>	<b>\$ 360,246</b>	<b>\$ 340,423</b>	<b>\$ 351,478</b>	<b>\$ 362,894</b>	<b>\$ 374,679</b>	<b>\$ 386,846</b>



**Regional District of Okanagan-Similkameen  
2024-2028 Operational Financial Plan  
TRANSIT - SOUTH OKANAGAN - 8600**

2741 - Assessment

	2023 Budget	2024 Budget	2025 Budget	2026 Budget	2027 Budget	2028 Budget
<b>\$</b>	<b>119,417</b>					
<b>Revenue</b>	<b>REVIEW REQUIRED</b>	<b>REVIEW REQUIRED</b>	<b>REVIEW REQUIRED</b>	<b>REVIEW REQUIRED</b>	<b>REVIEW REQUIRED</b>	<b>REVIEW REQUIRED</b>
	3.16%	20.94%	3.20%	3.20%	3.20%	3.20%
TAX REQUISITION	123,322	149,151	153,929	158,857	163,942	169,191
TRANSIT FARES	28,033	29,472	30,415	31,388	32,392	33,429
REGIONAL GRANT - IHA	21,830	21,830	22,529	23,250	23,994	24,762
PRIOR YEARS SURPLUS	59,851	-	-	-	-	-
<b>Total Revenue</b>	<b>\$ 233,036</b>	<b>\$ 200,453</b>	<b>\$ 206,873</b>	<b>\$ 213,495</b>	<b>\$ 220,328</b>	<b>\$ 227,382</b>
<b>Expense</b>						
SALARIES & WAGES	5,589	8,113	8,365	8,622	8,887	9,162
NEW FTE AS AUTHORIZED BY THE BOARD SALARIES & WAGES	673	(6,074)	(6,256)	(6,444)	(6,637)	(6,837)
<b>ADMINISTRATION CHARGES</b>	<b>8,340</b>	<b>9,522</b>	<b>9,827</b>	<b>10,142</b>	<b>10,466</b>	<b>10,801</b>
MAINTENANCE	1,550	-	-	-	-	-
OPERATIONS	167,333	185,592	191,531	197,660	203,985	210,513
TRANSFER TO OP RESERVE	48,351	2,000	2,064	2,130	2,198	2,268
OTHER EXPENSES - MARKETING	1,200	1,300	1,342	1,385	1,429	1,475
<b>Total Expenses</b>	<b>\$ 233,036</b>	<b>\$ 200,453</b>	<b>\$ 206,873</b>	<b>\$ 213,495</b>	<b>\$ 220,328</b>	<b>\$ 227,382</b>



**Regional District of Okanagan-Similkameen  
2024-2028 Operational Financial Plan  
REGIONAL ECONOMIC DEVELOPMENT (OK FILM) - 9390**

BL 2743 - Assessment

		2023 Budget	2024 Budget	2025 Budget	2026 Budget	2027 Budget	2028 Budget
\$		42,249					
	<b>Revenue</b>	<b>Compliant</b>	<b>Compliant</b>	<b>Compliant</b>	<b>Compliant</b>	<b>Compliant</b>	<b>Compliant</b>
		0.17%	10.63%	0.00%	0.00%	-9.40%	10.38%
TAX REQUISITION		36,242	40,093	40,093	40,093	36,323	40,093
<b>Total Revenue</b>		<b>\$ 36,242</b>	<b>\$ 40,093</b>	<b>\$ 40,093</b>	<b>\$ 40,093</b>	<b>\$ 36,323</b>	<b>\$ 40,093</b>
	<b>Expense</b>						
ADMINISTRATION CHARGE		1,242	1,460	1,460	1,460	1,323	1,460
GRANT OK FILM COMM		35,000	38,633	38,633	38,633	35,000	38,633
<b>Total Expenses</b>		<b>\$ 36,242</b>	<b>\$ 40,093</b>	<b>\$ 40,093</b>	<b>\$ 40,093</b>	<b>\$ 36,323</b>	<b>\$ 40,093</b>





**Regional District of Okanagan-Similkameen  
2024-2028 Operational Financial Plan  
ARENA - OSOYOOS / AREA "A" - 7050**

**Referendum 185 & 834 - No Tax Limit**

		2023 Budget	2024 Budget	2025 Budget	2026 Budget	2027 Budget	2028 Budget
<b>No Tax Limit</b>		<b>No Tax Limit</b>	<b>No Tax Limit</b>	<b>No Tax Limit</b>	<b>No Tax Limit</b>	<b>No Tax Limit</b>	<b>No Tax Limit</b>
	<b>Revenue</b>	<b>15.97%</b>	<b>2.01%</b>	<b>44.75%</b>	<b>3.20%</b>	<b>3.20%</b>	<b>0.76%</b>
TAX REQUISITION		608,534	620,780	898,564	927,277	956,947	964,210
GRANT IN LIEU OF TAXES		4,000	4,000	4,000	4,000	4,000	4,000
GRANTS		71,100	-	-	-	-	-
GAS TAX - OSOYOOS		178,900	-	-	-	-	-
REVENUE - MEZZANINE RENTAL		2,050	2,160	2,203	2,247	2,292	2,338
REVENUE - CONCESSION		2,100	2,210	2,254	2,299	2,345	2,392
REVENUE - SKATING		28,850	33,000	33,660	34,333	35,020	35,720
REVENUE - HOCKEY		107,400	117,730	120,084	122,486	124,936	127,435
REVENUE - MAINTENANCE CONTRIBUTION		9,000	9,450	9,639	9,831	10,028	10,229
GRANTS			250,000	-	-	-	-
MISCELLANEOUS REVENUE		2,100	2,200	2,244	2,289	2,335	2,381
<b>Total Revenue</b>		<b>\$ 1,014,034</b>	<b>\$ 1,041,530</b>	<b>\$ 1,072,648</b>	<b>\$ 1,104,762</b>	<b>\$ 1,137,903</b>	<b>\$ 1,148,705</b>
	<b>Expense</b>						
SALARIES & WAGES		418,200	462,000	476,784	492,041	507,786	524,035
ADMINISTRATION CHARGES		1,000	1,000	1,000	1,000	1,000	1,000
ADMIN CHARGES - TOWN		12,000	12,000	12,384	12,780	13,189	13,611
BUILDING MAINTENANCE		50,000	65,000	67,080	69,227	71,442	73,728
EQUIPMENT MAINTENANCE		23,400	-	-	-	-	-
EQUIPMENT MAINTENANCE - VEHICLES		5,100	3,500	3,612	3,728	3,847	3,970
CAPITAL EXPENDITURES		270,000	300,000	309,600	319,507	329,731	340,282
SUPPLIES		15,550	14,320	14,778	15,251	15,739	16,243
UTILITIES		106,500	108,380	111,848	115,427	119,121	122,933
DEBT INTEREST (INCLUDING ZAMBONI DEBT)		68,080	68,080	68,080	68,080	68,080	44,680
TRANSFER TO RESERVE - EQUIPMENT		37,704	-	-	-	-	-
OTHER EXPENSES - MISCELLANEOUS		6,500	7,250	7,482	7,721	7,968	8,223
<b>Total Expenses</b>		<b>\$ 1,014,034</b>	<b>\$ 1,041,530</b>	<b>\$ 1,072,648</b>	<b>\$ 1,104,762</b>	<b>\$ 1,137,903</b>	<b>\$ 1,148,705</b>



**Regional District of Okanagan-Similkameen  
2024-2028 Operational Financial Plan  
MUSEUM PROPERTY DEBT - AREA "A" - 7865**

BL 2553,2011 Maximum Levy

		2023 Budget	2024 Budget	2025 Budget	2026 Budget	2027 Budget	2028 Budget
\$		105,313					
	<b>Revenue</b>	<b>Compliant</b>	<b>Compliant</b>	<b>Compliant</b>	<b>Compliant</b>	<b>Compliant</b>	<b>Compliant</b>
		14.96%	-0.65%	-0.15%	0.14%	0.15%	0.26%
PARCEL TAX		\$ 93,884	\$ 93,277	\$ 93,135	\$ 93,270	\$ 93,406	\$ 93,652
PRIOR YEARS SURPLUS		(1,022)	(275)	-	-	-	-
<b>Total Revenue</b>		<b>\$ 92,862</b>	<b>\$ 93,002</b>	<b>\$ 93,135</b>	<b>\$ 93,270</b>	<b>\$ 93,406</b>	<b>\$ 93,652</b>
	<b>Expense</b>						
ADMINISTRATION CHARGES		168	182	186	190	193	200
INSURANCE - PROPERTY		6,301	6,427	6,556	6,687	6,820	7,059
DEBT INTEREST (Bylaw 2586/2554)		41,447	41,447	41,447	41,447	41,447	41,447
DEBT PRINCIPAL (Bylaw 2586/2554)		44,946	44,946	44,946	44,946	44,946	44,946
<b>Total Expenses</b>		<b>\$ 92,862</b>	<b>\$ 93,002</b>	<b>\$ 93,135</b>	<b>\$ 93,270</b>	<b>\$ 93,406</b>	<b>\$ 93,652</b>



**Regional District of Okanagan-Similkameen  
2024-2028 Operational Financial Plan  
STERILE INSECT RELEASE PROGRAM - 6000**

1101, 1989 - Assessment

		2023 Budget	2024 Budget	2025 Budget	2026 Budget	2027 Budget	2028 Budget
\$		2,992,268					
	<b>Revenue</b>	<b>Compliant</b>	<b>Compliant</b>	<b>Compliant</b>	<b>Compliant</b>	<b>Compliant</b>	<b>Compliant</b>
		16.21%	6.42%	6.04%	5.97%	5.89%	4.02%
TAX REQUISITION		485,451	516,622	547,846	580,526	614,724	639,408
PARCEL TAX		508,737	518,912	529,290	539,876	550,674	572,786
GRANT IN LIEU OF TAXES		4,500	4,500	4,500	4,500	4,500	4,500
PRIOR YEARS SURPLUS		(353)	-	-	-	-	-
<b>Total Revenue</b>		<b>\$ 998,335</b>	<b>\$ 1,040,034</b>	<b>\$ 1,081,636</b>	<b>\$ 1,124,902</b>	<b>\$ 1,169,898</b>	<b>\$ 1,216,694</b>
	<b>Expense</b>						
ADMINISTRATION CHARGES		25,871	28,672	29,819	31,012	32,252	33,542
TRANSFER TO SIR		972,464	1,011,362	1,051,817	1,093,890	1,137,646	1,183,152
<b>Total Expenses</b>		<b>\$ 998,335</b>	<b>\$ 1,040,034</b>	<b>\$ 1,081,636</b>	<b>\$ 1,124,902</b>	<b>\$ 1,169,898</b>	<b>\$ 1,216,694</b>



**Regional District of Okanagan-Similkameen  
2024-2028 Operational Financial Plan  
OKANAGAN BASIN WATER BOARD - 6500**

Limit Based on Assessment

		2023 Budget	2024 Budget	2025 Budget	2026 Budget	2027 Budget	2028 Budget
\$		887,906					
	<b>Revenue</b>	<b>Compliant</b>	<b>Compliant</b>	<b>Compliant</b>	<b>Compliant</b>	<b>REVIEW SOON</b>	<b>REVIEW SOON</b>
		3.85%	2.67%	2.50%	2.50%	2.50%	3.52%
TAX REQUISITION		772,633	793,296	813,129	833,457	854,294	884,381
<b>Total Revenue</b>		<b>\$ 772,633</b>	<b>\$ 793,296</b>	<b>\$ 813,129</b>	<b>\$ 833,457</b>	<b>\$ 854,294</b>	<b>\$ 884,381</b>
	<b>Expense</b>						
ADMINISTRATION CHARGES		20,022	21,870	22,417	22,977	23,552	24,381
TRANSFER TO OBWB		752,611	771,426	790,712	810,480	830,742	860,000
<b>Total Expenses</b>		<b>\$ 772,633</b>	<b>\$ 793,296</b>	<b>\$ 813,129</b>	<b>\$ 833,457</b>	<b>\$ 854,294</b>	<b>\$ 884,381</b>



**Regional District of Okanagan-Similkameen  
2024-2028 Operational Financial Plan  
MUNICIPAL FISCAL SERVICES - 9990**

		2023 Budget	2024 Budget	2025 Budget	2026 Budget	2027 Budget	2028 Budget
<b>No Tax Limit</b>		<b>No Tax Limit</b>	<b>No Tax Limit</b>	<b>No Tax Limit</b>	<b>No Tax Limit</b>	<b>No Tax Limit</b>	<b>No Tax Limit</b>
	<b>Revenue</b>	-0.07%	21.18%	-4.17%	-3.74%	-13.43%	-5.50%
DEBENTURE PAYMENT - PENTICTON		3,081,056	3,733,736	3,578,155	3,444,478	2,981,813	2,817,791
DEBENTURE PAYMENT - SUMMERLAND		2,216,420	1,912,165	1,912,165	1,512,019	1,182,141	722,833
DEBENTURE PAYMENT - OSOYOOS		672,009	621,960	624,799	624,799	624,799	624,799
DEBENTURE PAYMENT - OLIVER		910,194	910,194	883,062	660,194	569,037	569,037
DEBENTURE PAYMENT - PRINCETON		421,899	421,899	421,899	421,899	421,899	421,899
DEBENTURE PAYMENT - KEREMEOS		10,015	10,015	10,015	10,015	10,015	10,015
<b>Total Revenue</b>		\$ 7,311,593	\$ 7,609,969	\$ 7,430,095	\$ 6,673,404	\$ 5,789,704	\$ 5,166,374
	<b>Expense</b>						
DEBT INTEREST- PENTICTON		1,173,970	1,546,086	1,478,036	1,467,048	1,322,234	1,210,784
DEBT INTEREST- SUMMERLAND		905,902	766,402	766,402	643,346	582,122	348,122
DEBT INTEREST- OSOYOOS		316,685	292,403	294,328	294,328	294,328	294,328
DEBT INTEREST- OLIVER		343,525	337,008	318,698	310,256	292,569	292,569
DEBT INTEREST- PRINCETON		286,300	286,300	286,300	286,300	286,300	286,300
DEBT INTEREST- KEREMEOS		4,845	4,845	4,845	4,845	4,845	4,845
DEBT PRINCIPAL- PENTICTON		1,907,086	2,187,650	2,100,119	1,977,430	1,659,579	1,607,007
DEBT PRINCIPAL- SUMMERLAND		1,310,518	1,145,763	1,145,763	868,673	600,019	374,711
DEBT PRINCIPAL- OSOYOOS		355,324	329,557	330,471	330,471	330,471	330,471
DEBT PRINCIPAL- OLIVER		566,669	573,186	564,364	349,938	276,468	276,468
DEBT PRINCIPAL- PRINCETON		135,599	135,599	135,599	135,599	135,599	135,599
DEBT PRINCIPAL- KEREMEOS		5,170	5,170	5,170	5,170	5,170	5,170
<b>Total Expenses</b>		\$ 7,311,593	\$ 7,609,969	\$ 7,430,095	\$ 6,673,404	\$ 5,789,704	\$ 5,166,374



**Regional District of Okanagan-Similkameen  
2024-2028 Operational Financial Plan  
STERILE INSECT RELEASE PROGRAM - 6000**

1101, 1989 - Assessment

		2023 Budget	2024 Budget	2025 Budget	2026 Budget	2027 Budget	2028 Budget
\$		2,992,268					
	<b>Revenue</b>	<b>Compliant</b>	<b>Compliant</b>	<b>Compliant</b>	<b>Compliant</b>	<b>Compliant</b>	<b>Compliant</b>
		16.21%	6.42%	6.04%	5.97%	5.89%	4.02%
TAX REQUISITION		485,451	516,622	547,846	580,526	614,724	639,408
PARCEL TAX		508,737	518,912	529,290	539,876	550,674	572,786
GRANT IN LIEU OF TAXES		4,500	4,500	4,500	4,500	4,500	4,500
PRIOR YEARS SURPLUS		(353)	-	-	-	-	-
<b>Total Revenue</b>		<b>\$ 998,335</b>	<b>\$ 1,040,034</b>	<b>\$ 1,081,636</b>	<b>\$ 1,124,902</b>	<b>\$ 1,169,898</b>	<b>\$ 1,216,694</b>
	<b>Expense</b>						
ADMINISTRATION CHARGES		25,871	28,672	29,819	31,012	32,252	33,542
TRANSFER TO SIR		972,464	1,011,362	1,051,817	1,093,890	1,137,646	1,183,152
<b>Total Expenses</b>		<b>\$ 998,335</b>	<b>\$ 1,040,034</b>	<b>\$ 1,081,636</b>	<b>\$ 1,124,902</b>	<b>\$ 1,169,898</b>	<b>\$ 1,216,694</b>



## Regional District of Okanagan-Similkameen

### 2024-2028 Schedule F.6

### **Individual Requisitions**

#### **Village of Keremeos**

Included in this schedule:

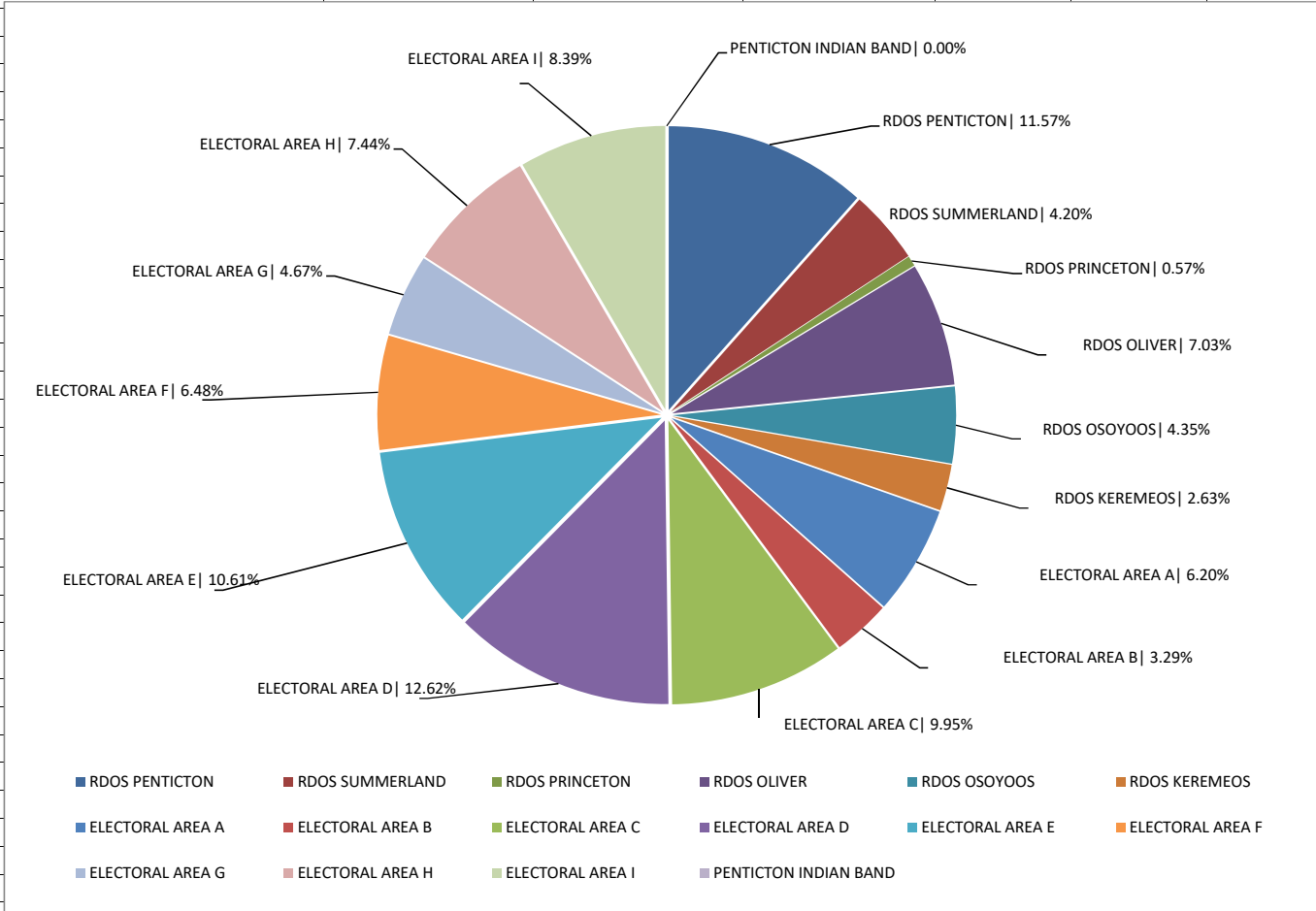
- Summary of Tax Requisitions listing all jurisdictions
- Detail by specific jurisdictions
- Comparison of Tax Requisition by Municipality and Electoral Area
- Individual RDOS portion of tax per various property values\*
- 2024-2028 Operating budget which affect only the member Municipality / Electoral Area
- Capital projects which Keremeos contributed funds (if applicable)

\*This comparison is a weighted average



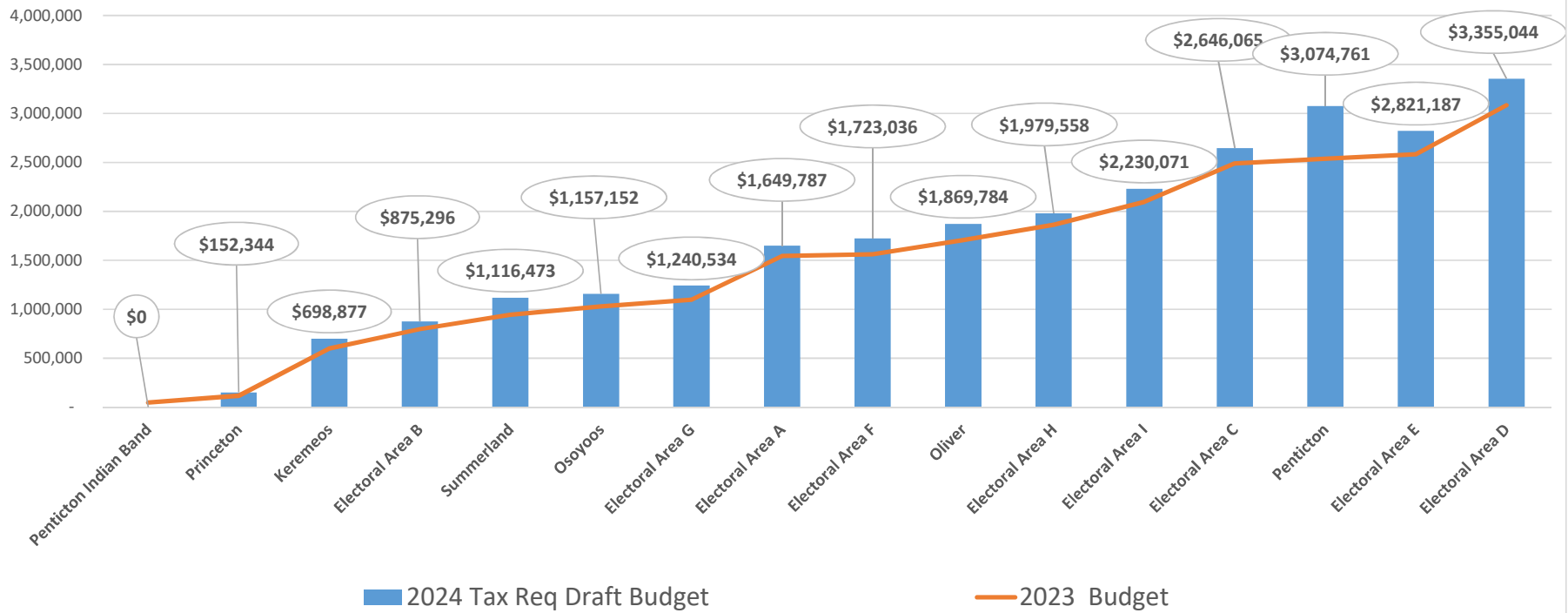
**REGIONAL DISTRICT OKANAGAN-SIMILKAMEEN  
2024 TOTAL REQUISITION SUMMARY**

	<u>2024</u>	<u>2023</u>	<u>\$ Change</u>	<u>% Change</u>	<u>Non-Market Growth %</u>	<u>Net Change %</u>
<b>RDOS PENTICTON</b>	\$ 3,074,761	\$ 2,537,608	\$ 537,153	21.17%	1.05%	20.12%
<b>RDOS SUMMERLAND</b>	1,116,473	944,706	171,767	18.18%	1.77%	16.41%
<b>RDOS PRINCETON</b>	152,344	116,462	35,882	30.81%	0.86%	29.95%
<b>RDOS OLIVER</b>	1,869,784	1,713,954	155,830	9.09%	1.44%	7.65%
<b>RDOS OSOYOOS</b>	1,157,152	1,030,070	127,082	12.34%	1.21%	11.13%
<b>RDOS KEREMEOS</b>	698,877	601,320	97,557	16.22%	1.07%	15.15%
	<b>8,069,392</b>	<b>6,944,120</b>	<b>1,125,272</b>	<b>16.20%</b>	<b>1.24%</b>	<b>14.96%</b>
<b>PENTICTON INDIAN BAND</b>	-	46,265	(46,265)	-100.00%		
<b>ELECTORAL AREA A</b>	1,649,787	1,541,512	108,275	7.02%	2.58%	4.44%
<b>ELECTORAL AREA B</b>	875,296	793,520	81,776	10.31%	5.35%	4.96%
<b>ELECTORAL AREA C</b>	2,646,065	2,478,883	167,182	6.74%	1.60%	5.14%
<b>ELECTORAL AREA D</b>	3,355,044	3,083,591	271,453	8.80%	0.99%	7.81%
<b>ELECTORAL AREA E</b>	2,821,187	2,587,328	233,859	9.04%	3.74%	5.30%
<b>ELECTORAL AREA F</b>	1,723,036	1,560,889	162,147	10.39%	1.54%	8.85%
<b>ELECTORAL AREA G</b>	1,240,534	1,097,296	143,238	13.05%	1.41%	11.64%
<b>ELECTORAL AREA H</b>	1,979,558	1,861,140	118,418	6.36%	2.10%	4.26%
<b>ELECTORAL AREA I</b>	2,230,071	2,097,712	132,359	6.31%	1.30%	5.01%
	<b>18,520,578</b>	<b>17,101,871</b>	<b>1,418,707</b>	<b>8.30%</b>	<b>2.04%</b>	<b>6.26%</b>
<b>TOTAL TAX REQUISITION FOR ALL BUDGETS</b>	<b>\$ 26,589,969</b>	<b>\$ 24,092,256</b>	<b>\$ 2,497,713</b>	<b>10.37%</b>	<b>1.49%</b>	<b>8.88%</b>

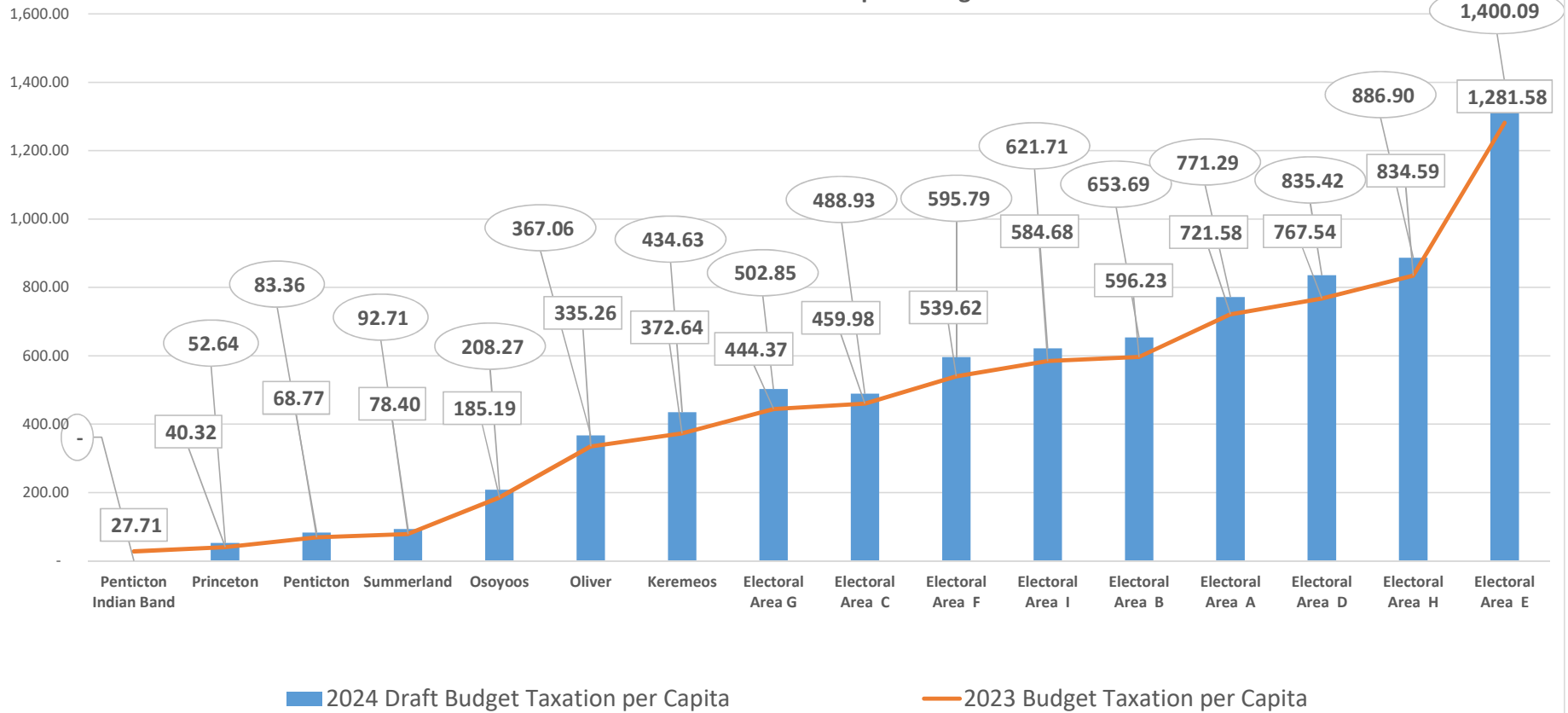


- RDOS PENTICTON
- RDOS SUMMERLAND
- RDOS PRINCETON
- RDOS OLIVER
- RDOS OSOYOOS
- RDOS KEREMEOS
- ELECTORAL AREA A
- ELECTORAL AREA B
- ELECTORAL AREA C
- ELECTORAL AREA D
- ELECTORAL AREA E
- ELECTORAL AREA F
- ELECTORAL AREA G
- ELECTORAL AREA H
- ELECTORAL AREA I
- PENTICTON INDIAN BAND

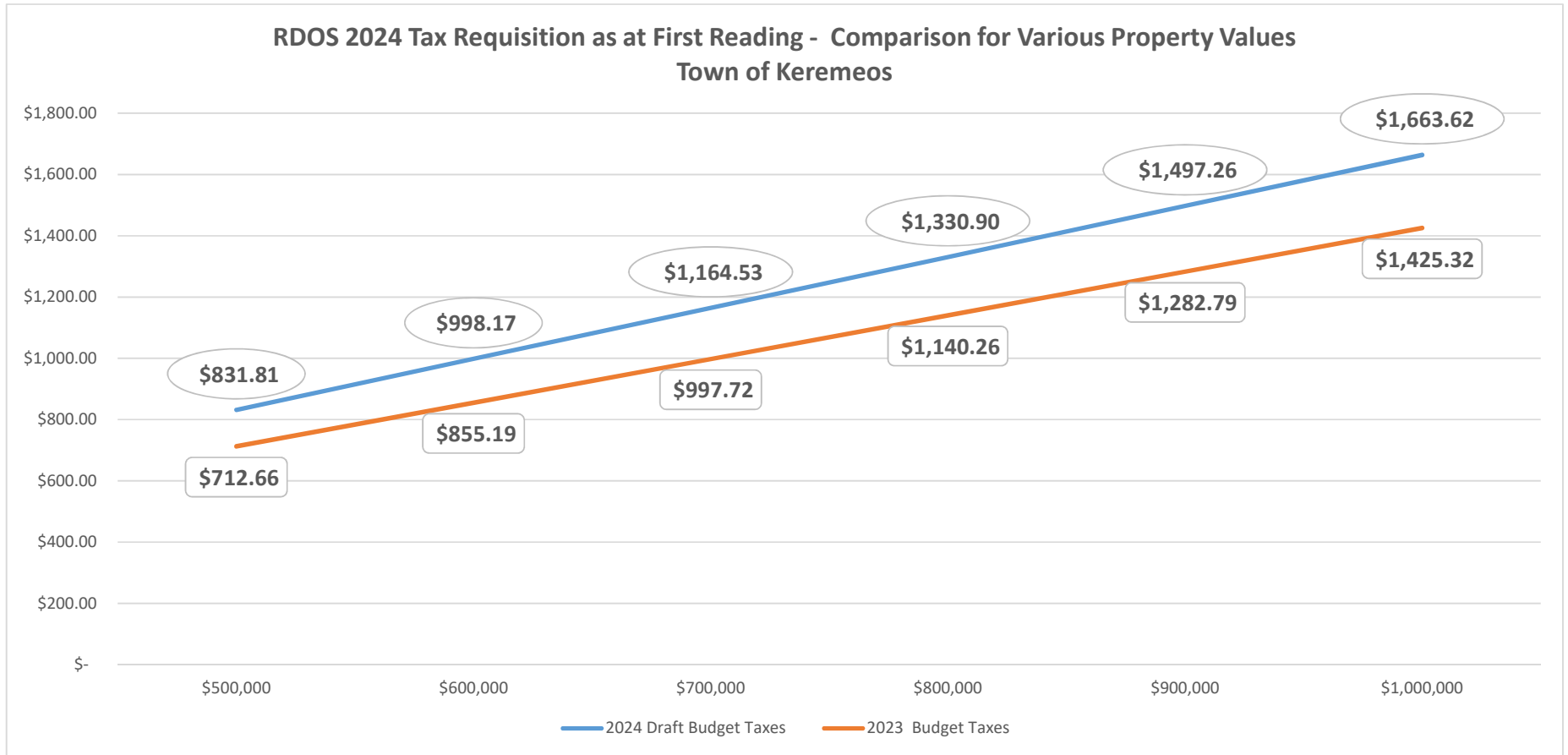
### RDOS 2024 Tax Requisition as at First Reading - Comparison to 2023 Requisition by Member Municipality and Electoral - At Adoption



**RDOS 2024 Taxation Per Capita Comparison as at First Reading - Comparison to 2023 by Member Municipality and Electoral Area - Adopted Budget**



### RDOS 2024 Tax Requisition as at First Reading - Comparison for Various Property Values Town of Keremeos





**Regional District of Okanagan-Similkameen  
2024-2028 Operational Financial Plan  
GENERAL GOVERNMENT - 0100**

SLP, 1966 - No Tax Limit

		2023 Budget	2024 Budget	2025 Budget	2026 Budget	2027 Budget	2028 Budget
<b>No Tax Limit</b>		<b>No Tax Limit</b>	<b>No Tax Limit</b>	<b>No Tax Limit</b>	<b>No Tax Limit</b>	<b>No Tax Limit</b>	<b>No Tax Limit</b>
<b>Revenue</b>		<b>7.05%</b>	<b>36.51%</b>	<b>9.93%</b>	<b>3.21%</b>	<b>2.85%</b>	<b>2.85%</b>
TAX REQUISITION		1,612,212	2,200,765	2,419,219	2,496,980	2,568,023	2,641,328
GRANT IN LIEU OF TAXES		5,101	5,101	5,101	5,101	5,101	5,101
RECOVERIES - FOI			400	400	400	400	400
INTEREST INCOME		128,533	-	-	-	-	-
TRANSFER FROM OPERATIONAL RESERVE		57,000	80,000	80,000	80,000	80,000	80,000
MISCELLANEOUS REVENUE		10,201	5,000	5,000	5,000	5,000	5,000
PRIOR YEARS SURPLUS		349,206	-	-	-	-	-
<b>Total Revenue</b>		<b>\$ 2,162,253</b>	<b>\$ 2,291,266</b>	<b>\$ 2,509,720</b>	<b>\$ 2,587,481</b>	<b>\$ 2,658,524</b>	<b>\$ 2,731,829</b>
<b>Expense</b>							
SALARIES & WAGES		1,031,527	1,156,722	1,194,003	1,232,557	1,272,320	1,313,491
NEW FTE AS AUTHORIZED BY THE BOARD SALARIES & WAGES		29,722	256,687	412,739	421,252	429,942	438,820
SALARIES & WAGES - CRIME STOPPERS		92,000	92,500	92,500	92,500	92,500	92,500
HONORARIUMS - DIRECTORS		377,235	416,000	426,060	437,060	447,987	459,186
HONORARIUMS - CHAIRMAN		42,768	44,710	46,275	47,894	49,571	51,306
HONORARIUMS - VICE CHAIRMAN		7,993	8,177	8,463	8,759	9,065	9,383
<b>ADMINISTRATION CHARGE</b>		<b>99,666</b>	<b>133,732</b>	<b>146,987</b>	<b>151,015</b>	<b>155,226</b>	<b>159,570</b>
EDUCATION & TRAINING			1,200	1,242	1,285	1,330	1,377
INSURANCE - PROPERTY		4,467	6,500	6,728	6,963	7,207	7,459
INSURANCE - LIABILITY		31,181	42,000	43,470	44,991	46,566	48,196
SUPPLIES - BOARD DINNERS		25,000	27,000	27,945	28,923	29,935	30,983
ASSET MANAGEMENT SOFTWARE			33,238	34,568	34,568	35,951	37,389
TRAVEL - STAFF		10,302	12,000	12,360	12,731	13,113	13,506
TRAVEL - UBCM & OMMA CONVENTION			-	-	-	-	-
TRAVEL - BOARD		15,453	16,000	16,480	16,974	17,484	18,008
BOARD STAFF RECOGNITION			10,000	10,300	10,609	10,927	11,255
INTERNAL DEBT PRINCIPAL & INTEREST (SYR RESERVE BORROWING)			9,800	19,600	29,400	29,400	29,400
TRANSFER FROM OPERATIONAL RESERVE		349,206	-	-	-	-	-
TRANSFER TO DEPOSIT ACCOUNT		10,302	10,000	10,000	10,000	10,000	10,000
REGIONAL GRANT IN AID - Ha Ha Ha Kidz Fest		5,000	-	-	-	-	-
REGIONAL GRANT IN AID - Okanagan Similkameen Conservation Alliance		3,500	-	-	-	-	-
REGIONAL GRANT IN AID - South Okanagan Immigrant and Community Services		3,500	-	-	-	-	-
REGIONAL GRANT IN AID - Community Wellness Circle							
REGIONAL GRANT IN AID - Peach City Community Radio Society		5,250	-	-	-	-	-
REGIONAL GRANT IN AID - DB Foundation for Health Research			5,000	-	-	-	-
CARBON MITIGATION EXPENSE		6,181	-	-	-	-	-
SAFETY TRACKING - VEHICLES		12,000	-	-	-	-	-
<b>Total Expenses</b>		<b>\$ 2,162,253</b>	<b>\$ 2,291,266</b>	<b>\$ 2,509,720</b>	<b>\$ 2,587,481</b>	<b>\$ 2,658,524</b>	<b>\$ 2,731,829</b>



**Regional District of Okanagan-Similkameen  
2024-2028 Operational Financial Plan  
INVASIVE SPECIES (formerly noxious weeds) - 0200**

BL 2065.02, 2021 - Maximum Levy

		2023 Budget	2024 Budget	2025 Budget	2026 Budget	2027 Budget	2028 Budget
<b>\$</b>		<b>68,750</b>					
	<b>Revenue</b>	<b>REVIEW SOON</b>	<b>REVIEW REQUIRED</b>	<b>REVIEW REQUIRED</b>	<b>REVIEW REQUIRED</b>	<b>REVIEW REQUIRED</b>	<b>REVIEW REQUIRED</b>
		4.87%	34.96%	3.42%	3.43%	3.42%	3.42%
TAX REQUISITION		66,360	89,562	92,622	95,797	99,073	102,465
GRANT IN LIEU OF TAXES		93	96	100	103	107	110
TRANSFER FROM OPERATIONAL RESERVES		22,003	-	-	-	-	-
PROVINCIAL GRANTS		12,000	12,420	12,855	13,305	13,770	14,252
<b>Total Revenue</b>		<b>\$ 100,456</b>	<b>\$ 102,078</b>	<b>\$ 105,577</b>	<b>\$ 109,205</b>	<b>\$ 112,950</b>	<b>\$ 116,827</b>
	<b>Expense</b>						
SALARIES & WAGES		12,117	13,490	13,892	14,312	14,739	15,182
SALARIES & WAGES		-	-	-	-	-	-
ADMINISTRATION CHARGE		3,339	3,718	3,845	3,978	4,114	4,255
CONSULTANTS		50,000	51,750	53,561	55,436	57,376	59,384
CONSULTANTS - ABATEMENT PROGRAM		32,000	33,120	34,279	35,479	36,721	38,006
TRANSFER TO OPERATING RESERVE		3,000	-	-	-	-	-
<b>Total Expenses</b>		<b>\$ 100,456</b>	<b>\$ 102,078</b>	<b>\$ 105,577</b>	<b>\$ 109,205</b>	<b>\$ 112,950</b>	<b>\$ 116,827</b>



**Regional District of Okanagan-Similkameen  
2024-2028 Operational Financial Plan  
911 EMERGENCY CALL SYSTEM - 0400**

BI 1095 & 1096 - No Tax Limit

		2023 Budget	2024 Budget	2025 Budget	2026 Budget	2027 Budget	2028 Budget
<b>No Tax Limit</b>		<b>No Tax Limit</b>	<b>No Tax Limit</b>	<b>No Tax Limit</b>	<b>No Tax Limit</b>	<b>No Tax Limit</b>	<b>No Tax Limit</b>
	<b>Revenue</b>	<b>10.27%</b>	<b>19.71%</b>	<b>2.74%</b>	<b>2.75%</b>	<b>2.77%</b>	<b>-9.81%</b>
	TAX REQUISITION	1,089,450	1,304,207	1,340,007	1,376,887	1,414,981	1,276,188
	GRANT IN LIEU OF TAXES	1,880	1,899	1,918	2,000	2,050	2,100
	PRIOR YEARS SURPLUS	21,550	17,466	-	-	-	-
	<b>Total Revenue</b>	<b>\$ 1,112,880</b>	<b>\$ 1,323,572</b>	<b>\$ 1,341,925</b>	<b>\$ 1,378,887</b>	<b>\$ 1,417,031</b>	<b>\$ 1,278,288</b>
	<b>Expense</b>						
	SALARIES & WAGES	105,466	107,629	111,257	115,002	118,876	122,887
	SALARIES & WAGES		18,772	19,341	19,928	20,526	21,142
	ADMINISTRATION CHARGES	31,343	37,439	38,627	39,853	41,118	42,424
	SITE & RADIO MAINTENANCE - ANNUAL CONTRACTS	25,486	25,613	26,433	27,279	28,152	29,053
	UNSCHEDULED MTNCE - FIREHALLS	10,483	15,000	15,480	15,975	16,486	17,014
	UNSCHEDULED MAINTENANCE - TOWERS	15,453	15,000	15,480	15,975	16,486	17,014
	OP - EQPT RENTAL - TRANSMITTER LEASE & M	93,873	110,000	113,520	117,153	120,902	124,771
	CONTRACTS - CENTRAL FIRE Dispatch	377,733	411,957	425,140	438,744	452,784	467,273
	CONTRACTS - OTHER RD - CORD - CENTRAL DI	195,894	199,812	206,206	212,805	219,615	226,643
	INSURANCE - PROPERTY	9,710	9,904	9,954	10,004	10,054	10,104
	INSURANCE - LIABILITY	5,500	5,638	5,666	5,694	5,722	5,751
	LEGAL FEES	3,000	3,000	3,096	3,195	3,297	3,403
	UHF AND VHF RADIO LICENSES	15,724	18,000	18,576	19,170	19,783	20,416
	UTILITIES - TELEPHONE	24,992	25,117	25,921	26,750	27,606	28,489
	DEBT INTEREST (Bylaw 2780/2623)	47,256	47,256	47,256	47,256	47,256	-
	DEBT PRINCIPAL (Bylaw 2780/2623)	130,864	130,864	130,864	130,864	130,864	-
	TRANSFER TO RESERVE CAPITAL	5,000	75,000	77,400	79,877	82,433	85,071
	TRANSFER TO RESERVES RE INTEREST	103	105	108	111	115	119
	TRANSFER TO OPERATING RESERVE	5,000	42,466	25,800	26,626	27,478	28,357
	CONTINGENCY	10,000	25,000	25,800	26,626	27,478	28,357
	<b>Total Expenses</b>	<b>\$ 1,112,880</b>	<b>\$ 1,323,572</b>	<b>\$ 1,341,925</b>	<b>\$ 1,378,887</b>	<b>\$ 1,417,031</b>	<b>\$ 1,278,288</b>





**Regional District of Okanagan-Similkameen  
2024-2028 Operational Financial Plan  
EMERGENCY PLANNING - 0410**

BL 2322, 2004 - No Tax Limit

	2023 Budget	2024 Budget	2025 Budget	2026 Budget	2027 Budget	2028 Budget
<b>No Tax Limit</b>	<b>No Tax Limit</b>	<b>No Tax Limit</b>	<b>No Tax Limit</b>	<b>No Tax Limit</b>	<b>No Tax Limit</b>	<b>No Tax Limit</b>
<b>Revenue</b>	<b>0.40%</b>	<b>114.64%</b>	<b>3.71%</b>	<b>-1.04%</b>	<b>2.05%</b>	<b>1.59%</b>
TAX REQUISITION	366,922	787,555	816,763	808,256	824,807	837,880
GRANT IN LIEU OF TAXES	550	555	561	570	575	600
TRANSFER FROM OPERATING RESERVE	60,000	-	-	-	-	-
PROVINCIAL GRANTS (Carry Forward)	1,266,103	1,583,024	-	-	-	-
PROV GRANTS - UBCM CRI	-	100,000	-	-	-	-
PRIOR YEARS SURPLUS	40,560	-	-	-	-	-
<b>Total Revenue</b>	<b>\$ 1,734,135</b>	<b>\$ 2,471,134</b>	<b>\$ 817,324</b>	<b>\$ 808,826</b>	<b>\$ 825,382</b>	<b>\$ 838,480</b>
<b>Expense</b>						
SALARIES & WAGES	136,154	178,576	184,291	190,195	196,285	202,585
SALARIES & WAGES		235,802	299,734	283,784	291,480	299,387
HONORARIUMS	7,085	7,120	7,156	7,192	7,228	7,264
ADMINISTRATION CHARGES	56,237	79,409	37,029	36,610	37,394	38,011
IT SUPPORT COSTS	3,500	3,605	3,713	3,825	3,939	4,057
FLOOD HAZARD RIKS ASSESSMENT - CF	-	100,000	-	-	-	-
UBCM CEPF - EMERGENCY SUPPORT SERVICES GRANT CF	89,750	-	-	-	-	-
UBCM CRI - FIRESMART GRANT STREAM 1 (OPERATIONS CF	355,038	-	-	-	-	-
FIRESMART GRANT STREAM 1 (OPERATIONS)	-	240,997	-	-	-	-
EOC SANDBAG OPERATIONS	15,000	15,000	15,075	15,150	15,226	15,302
UBCM - CRI - FIRESMART GRANT STREAM (STAFFING) 2022 GRANT	406,020	-	-	-	-	-
UBCM - CRI - FIRESMART GRANT STREAM (STAFFING) 2022 GRANT	98,130	-	-	-	-	-
UBCM CEPR HEAT PREPAREDNESS CF	300,000	300,000	-	-	-	-
2023 CEPF UCBM GRANT CF	-	117,000	-	-	-	-
2023 EOC CEPF UBCM GRANT EXPENSE CF	-	112,790	-	-	-	-
2023 UBCM CRI FIRESMART GRANT CF	-	200,000	-	-	-	-
2023 CRI FIRESMART GRANT - AREA "A" CF	-	49,997	-	-	-	-
2023 CRI FIRESMART GRANT - AREA "B" CF	-	45,320	-	-	-	-
2023 CRI FIRESMART GRANT - AREA "C" CF	-	45,320	-	-	-	-
2023 CRI FIRESMART GRANT - AREA "D" CF	-	45,320	-	-	-	-
2023 CRI FIRESMART GRANT - AREA "E" CF	-	45,320	-	-	-	-
2023 CRI FIRESMART GRANT - AREA "F" CF	-	45,320	-	-	-	-
2023 CRI FIRESMART GRANT - AREA "G" CF	-	45,320	-	-	-	-
2023 CRI FIRESMART GRANT - AREA "H" CF	-	50,000	-	-	-	-
2023 CRI FIRESMART GRANT - AREA "I" CF	-	45,320	-	-	-	-
2023 E-911 GRANT	-	45,000	-	-	-	-
2024 CEPF DISASTER RISK REDUCTION GRANT	-	150,000	-	-	-	-
CONSULTANTS	4,000	4,080	4,100	4,121	4,142	4,163
AGREEMENT - REGIONAL SEARCH & RESCUE	71,500	90,000	90,450	90,902	91,357	91,814
OPERATIONAL SUPPORT ANIMAL EMERGENCY RESPONSE	10,000	15,000	15,075	15,150	15,226	15,302
REVIEW OF EMERGENCY PROGRAM	60,000	-	-	-	-	-
EDUCATION & TRAINING	25,502	25,630	25,758	25,887	26,016	26,146
EOC SUPPLIES	7,000	8,000	8,040	8,080	8,120	8,161
EQUIPMENT	5,239	5,000	5,050	5,100	5,150	5,200
EQUIPEMENT - SOFTWARE		26,000	26,100	26,200	26,300	26,400
INSURANCE - LIABILITY	3,000	3,060	3,121	3,184	3,247	-
INSURANCE - VEHICLE	900	3,000	3,015	3,030	3,045	3,060
LEGAL FEES	1,000	1,000	1,000	1,000	1,000	1,000
SUPPLIES	1,500	3,500	3,515	3,530	3,545	3,550
EOC SUPPLIES	10,000	10,000	10,050	10,100	10,151	10,202
SUPPLIES - MEALS	1,000	1,020	1,040	1,061	1,082	1,087
TRAVEL/LEASING	7,000	7,140	7,283	7,428	7,577	7,578
UTILITIES - TELEPHONE	4,020	5,500	5,528	5,556	5,584	5,612
TRANSFER TO OPERATING RESERVE	40,560	45,368	45,595	45,823	46,052	46,282
EMERGENCY SOCIAL SERVICES	15,000	15,300	15,606	15,918	16,236	16,317
<b>Total Expenses</b>	<b>\$ 1,734,135</b>	<b>\$ 2,471,134</b>	<b>\$ 817,324</b>	<b>\$ 808,826</b>	<b>\$ 825,382</b>	<b>\$ 838,480</b>



**Regional District of Okanagan-Similkameen  
2024-2028 Operational Financial Plan  
ILLEGAL DUMPING - 4250**

**BI 2184 - Maximum Levy**

		2023 Budget	2024 Budget	2025 Budget	2026 Budget	2027 Budget	2028 Budget
\$		<b>25,000</b>					
	<b>Revenue</b>	<b>REVIEW REQUIRED</b>	<b>REVIEW REQUIRED</b>	<b>REVIEW REQUIRED</b>	<b>REVIEW REQUIRED</b>	<b>REVIEW REQUIRED</b>	<b>REVIEW REQUIRED</b>
		0.92%	12.61%	2.40%	2.43%	2.44%	2.47%
TAX REQUISITION		35,882	40,407	41,378	42,384	43,417	44,491
PRIOR YEARS SURPLUS		4,325	-	-	-	-	-
<b>Total Revenue</b>		<b>\$ 40,207</b>	<b>\$ 40,407</b>	<b>\$ 41,378</b>	<b>\$ 42,384</b>	<b>\$ 43,417</b>	<b>\$ 44,491</b>
	<b>Expense</b>						
SALARIES & WAGES		16,456	19,300	19,886	20,493	21,115	21,762
SALARIES & WAGES			186	192	199	205	211
ADMINISTRATION CHARGES		932	1,108	1,143	1,180	1,217	1,256
CONTRACT SERVICES		3,000	3,000	3,105	3,214	3,326	3,443
CONTRACT SERVICES - TIPPING FEES		5,500	5,500	5,693	5,892	6,098	6,312
INSURANCE - LIABILITY		152	152	157	163	169	174
ADVERTISING - PUBLIC EDUCATION		761	761	788	815	844	874
TRAVEL/LEASING		406	400	414	428	443	459
TRANSFER TO OPERATING RESERVE		13,000	10,000	10,000	10,000	10,000	10,000
<b>Total Expenses</b>		<b>\$ 40,207</b>	<b>\$ 40,407</b>	<b>\$ 41,378</b>	<b>\$ 42,384</b>	<b>\$ 43,417</b>	<b>\$ 44,491</b>



**Regional District of Okanagan-Similkameen  
2024-2028 Operational Financial Plan  
SOLID WASTE MANAGEMENT - 4300**

1899.02, 2012 - Assessment

	2023 Budget	2024 Budget	2025 Budget	2026 Budget	2027 Budget	2028 Budget
<b>\$</b>	<b>367,237</b>					
	<b>Compliant</b>	<b>Compliant</b>	<b>Compliant</b>	<b>Compliant</b>	<b>Compliant</b>	<b>Compliant</b>
<b>Revenue</b>	<b>11.36%</b>	<b>-37.59%</b>	<b>8.68%</b>	<b>2.57%</b>	<b>2.56%</b>	<b>2.59%</b>
TAX REQUISITION	280,633	175,156	190,364	195,252	200,259	205,453
TRANSFER FROM OPERATING RESERVE	7,086	245,000	-	-	-	-
PRIOR YEARS SURPLUS	250,000	245,000	-	-	-	-
<b>Total Revenue</b>	<b>\$ 537,719</b>	<b>\$ 665,156</b>	<b>\$ 190,364</b>	<b>\$ 195,252</b>	<b>\$ 200,259</b>	<b>\$ 205,453</b>
<b>Expense</b>						
SALARIES & WAGES	120,620	107,922	111,216	114,645	118,143	121,776
NEW FTE AS AUTHORIZED BY THE BOARD SALARIES & WAGES	27,008	182	188	195	201	207
ADMINISTRATION CHARGES	9,393	8,404	9,134	9,369	9,609	9,858
CONSULTANTS CF	250,000	245,000				
CONSULTANTS			30,000	30,000	30,000	30,000
CONTRACTOR - WEBSITE EXCHANGE SITE	8,120	8,120	8,404	8,698	9,003	9,318
MEMBERSHIP & DUES	3,986	4,555	4,714	4,879	5,050	5,227
FOOD COMPOSTING EDUCATION	25,000	25,000	5,000	5,000	5,000	5,000
INSURANCE - LIABILITY	773	773	800	828	857	887
LEGAL FEES	100	100	104	107	111	115
SUPPLIES	2,000	2,000	2,070	2,142	2,217	2,295
BEAR SMART EXPENSES	9,500	16,600	17,181	17,782	18,405	19,049
BEAR SMART EXPENSES	7,086	-	-	-	-	-
BEAR SMART EXPENSES	1,500	1,500	1,553	1,607	1,663	1,721
TRANSFER TO OPERATING RESERVE	72,633	245,000	-	-	-	-
<b>Total Expenses</b>	<b>\$ 537,719</b>	<b>\$ 665,156</b>	<b>\$ 190,364</b>	<b>\$ 195,252</b>	<b>\$ 200,259</b>	<b>\$ 205,453</b>



**Regional District of Okanagan-Similkameen  
2024-2028 Operational Financial Plan  
DESTRUCTION OF PESTS - 5500**

Sec 767(5), SLP May 2,1967 - Assessment

		2023 Budget	2024 Budget	2025 Budget	2026 Budget	2027 Budget	2028 Budget
\$		2,649,855					
	<b>Revenue</b>	<b>Compliant</b>	<b>Compliant</b>	<b>Compliant</b>	<b>Compliant</b>	<b>Compliant</b>	<b>Compliant</b>
		-111.98%	-738.58%	14.59%	12.84%	3.27%	3.30%
	TAX REQUISITION	(638)	4,074	4,669	5,268	5,440	5,620
	CONTRACT - OLIVER	275	285	295	305	316	327
	CONTRACT - VILLAGE OF KEREMEOS	275	285	295	305	316	327
	TRANSFER FROM OPERATING RESERVE	6,097	-	-	-	-	-
	<b>Total Revenue</b>	<b>\$ 6,009</b>	<b>\$ 4,644</b>	<b>\$ 5,259</b>	<b>\$ 5,878</b>	<b>\$ 6,072</b>	<b>\$ 6,274</b>
	<b>Expense</b>						
	SALARIES & WAGES	2,261	2,115	2,178	2,244	2,310	2,380
	ADMINISTRATION CHARGES	198	169	192	214	221	229
	OPERATIONS - HEALTH & SAFETY	52	54	56	58	60	62
	CONTRACT SERVICES - SPRAYING	2,500	1,500	2,000	2,500	2,588	2,678
	EDUCATION & TRAINING	259	268	277	287	297	308
	INSURANCE - LIABILITY	19	20	20	21	22	23
	SUPPLIES	50	52	54	55	57	59
	ADVERTISING	200	207	214	222	230	238
	TRAVEL/LEASING	250	259	268	277	287	297
	TRANSFER TO OPERATIONAL RESERVES	220	-	-	-	-	-
	<b>Total Expenses</b>	<b>\$ 6,009</b>	<b>\$ 4,644</b>	<b>\$ 5,259</b>	<b>\$ 5,878</b>	<b>\$ 6,072</b>	<b>\$ 6,274</b>



**Regional District of Okanagan-Similkameen  
2024-2028 Operational Financial Plan  
NUISANCE CONTROL (Regional Service) - 5550**

BL 2198.01, 2008 - Maximum Tax Limit

		2023 Budget	2024 Budget	2025 Budget	2026 Budget	2027 Budget	2028 Budget
\$	<b>31,250</b>	<b>Compliant</b>	<b>Compliant</b>	<b>Compliant</b>	<b>Compliant</b>	<b>Compliant</b>	<b>Compliant</b>
	<b>Revenue</b>	<b>-8.13%</b>	<b>9.28%</b>	<b>0.00%</b>	<b>0.00%</b>	<b>0.00%</b>	<b>0.00%</b>
	TAX REQUISITION	23,742	25,945	25,945	25,945	25,945	25,945
	TRANSFER FROM OPERATING RESERVE	2,143	-	-	-	-	-
	PRIOR YEARS SURPLUS	2	-	-	-	-	-
	<b>Total Revenue</b>	\$ 25,887	\$ 25,945	\$ 25,945	\$ 25,945	\$ 25,945	\$ 25,945
	<b>Expense</b>						
	ADMINISTRATION CHARGES	887	945	945	945	945	945
	OP - SW - STARLING CONTROL	25,000	25,000	25,000	25,000	25,000	25,000
	<b>Total Expenses</b>	\$ 25,887	\$ 25,945	\$ 25,945	\$ 25,945	\$ 25,945	\$ 25,945



**Regional District of Okanagan-Similkameen  
2024-2028 Operational Financial Plan  
MOSQUITO CONTROL - 5700**

	2023 Budget	2024 Budget	2025 Budget	2026 Budget	2027 Budget	2028 Budget
<b>Revenue</b>	<b>5.16%</b>	<b>9.66%</b>	<b>4.09%</b>	<b>3.98%</b>	<b>3.53%</b>	<b>3.50%</b>
TAX REQUISITION	170,325	186,776	194,420	202,166	209,310	216,642
TRANSFER FROM RESERVE	10,000	50	50	50	50	50
TRANSFER FROM OPERATING RESERVE		8,000	6,000	5,000	4,000	3,000
MISCELLANEOUS REVENUE	18,000	28,000	28,560	29,131	29,714	30,308
<b>Total Revenue</b>	<b>\$ 198,325</b>	<b>\$ 222,826</b>	<b>\$ 229,030</b>	<b>\$ 236,347</b>	<b>\$ 243,074</b>	<b>\$ 250,000</b>
<b>Expense</b>						
SALARIES & WAGES	95,691	99,885	102,881	105,983	109,148	112,421
SALARIES & WAGES		5,251	5,409	5,572	5,739	5,911
<b>ADMINISTRATION CHARGES</b>	<b>6,571</b>	<b>7,856</b>	<b>8,052</b>	<b>8,255</b>	<b>8,462</b>	<b>8,712</b>
HELICOPTER SPRAYING	35,000	40,000	40,800	41,616	42,448	43,297
OP - W&S - PERMIT FEES	1,035	1,056	1,077	1,099	1,121	1,143
OPERATIONS - HEALTH & SAFETY	518	528	539	550	561	572
CONSULTANTS	500	1,200	1,224	1,248	1,273	1,298
EDUCATION & TRAINING	1,056	1,077	1,099	1,121	1,143	1,166
DEPRECIATION	4,000	4,000	4,000	4,000	4,000	4,000
EQUIPMENT	1,200	1,224	1,248	1,273	1,298	1,324
INSURANCE - LIABILITY	853	870	887	905	923	941
INSURANCE - VEHICLE	2,187	2,231	2,276	2,322	2,368	2,415
SUPPLIES	33,000	40,000	40,800	41,616	42,448	43,297
ADVERTISING	500	510	520	530	541	552
TRAVEL/LEASING	13,000	13,260	13,525	13,796	14,072	14,353
UTILITIES - TELEPHONE	714	728	743	758	773	788
TRANSFER TO VEHICLE REPLACEMENT RESERVE		1,000	2,000	3,000	4,000	4,000
TRANSFER TO INTEREST RESERVE		50	50	50	50	50
TRANSFER TO OPERATING RESERVE	2,500	2,100	1,900	2,653	2,706	2,760
<b>Total Expenses</b>	<b>\$ 198,325</b>	<b>\$ 222,826</b>	<b>\$ 229,030</b>	<b>\$ 236,347</b>	<b>\$ 243,074</b>	<b>\$ 250,000</b>



**Regional District of Okanagan-Similkameen  
2024-2028 Operational Financial Plan  
REGIONAL TRAILS - 7720**

RG735 G716, RG734 535, RG73 B16 BL1470.02, - Assessment

	2023 Budget	2024 Budget	2025 Budget	2026 Budget	2027 Budget	2028 Budget
<b>\$</b>	<b>597,301</b>					
	<b>Compliant</b>	<b>Compliant</b>	<b>Compliant</b>	<b>Compliant</b>	<b>Compliant</b>	<b>Compliant</b>
<b>Revenue</b>	<b>9.09%</b>	<b>-5.78%</b>	<b>3.53%</b>	<b>3.17%</b>	<b>3.16%</b>	<b>3.17%</b>
TAX REQUISITION	433,325	408,289	422,708	436,097	449,867	464,107
PARKS REALLOCATION	44,000	45,540	46,997	48,501	50,053	51,655
KVR Trail Mgmt. - PROVINCIAL CONTRIBUTION	5,000	5,175	5,341	5,512	5,688	5,870
TRANSFER FROM CAPITAL RESERVE KVR TRAIL CONST. CHUTE LK TO LITTLE TUNNEL	8,000	8,280	8,545	8,818	9,100	9,391
PRIOR YEARS SURPLUS	5,630	-	-	-	-	-
<b>Total Revenue</b>	<b>\$ 495,955</b>	<b>\$ 467,284</b>	<b>\$ 483,591</b>	<b>\$ 498,928</b>	<b>\$ 514,708</b>	<b>\$ 531,023</b>
<b>Expense</b>						
SALARIES & WAGES	179,298	199,328	205,535	211,934	218,515	225,333
NEW FTE AS AUTHORIZED BY THE BOARD SALARIES & WAGES	8,089	(38,642)	(37,188)	(38,395)	(39,661)	(40,967)
ADMINISTRATION CHARGES	19,273	19,241	19,921	20,552	21,201	21,872
TRAIL MAINTENANCE	20,000	20,400	21,053	21,727	22,422	23,140
ACQUISITION & MANAGEMENT	14,151	15,384	15,877	16,385	16,909	17,451
CONTRACT SERVICES - TRAIL MAINTENANCE	56,375	55,000	56,760	58,576	60,450	62,384
CONTRACT SERVICES	35,378	32,778	32,597	33,702	34,844	36,022
EDUCATION & TRAINING	4,121	4,265	4,401	4,542	4,687	4,837
AMORTIZATION EXPENSE	18,544	19,193	19,807	20,441	21,095	21,770
VEHICLE & EQUIPMENT	16,000	16,560	17,090	17,637	18,201	18,783
PARK/FACILITY IMPROVEMENTS	9,272	9,597	9,904	10,221	10,548	10,886
INSURANCE - PROPERTY	371	378	390	402	415	428
INSURANCE - LIABILITY	1,834	1,898	1,959	2,022	2,087	2,154
INSURANCE - VEHICLE	12,363	12,796	13,205	13,628	14,064	14,514
SUPPLIES - FACILITY	9,787	10,129	10,453	10,788	11,133	11,489
ADVERTISING	2,576	2,666	2,751	2,839	2,930	3,024
TRAVEL AND LEASE	13,393	13,862	14,306	14,764	15,236	15,724
MFA LEASING	24,500	25,358	26,170	27,008	27,872	28,763
TRANSFER TO CAPITAL RESERVE	45,000	46,575	48,065	49,603	51,190	52,828
TRANSFER TO OPERATING RESERVE	5,630	518	535	552	570	588
<b>Total Expenses</b>	<b>\$ 495,955</b>	<b>\$ 467,284</b>	<b>\$ 483,591</b>	<b>\$ 498,928</b>	<b>\$ 514,708</b>	<b>\$ 531,023</b>





**Regional District of Okanagan-Similkameen  
2024-2028 Operational Financial Plan  
TRANSIT - REGIONAL - 8200**

BL 2809 - Assessment

		2023 Budget	2024 Budget	2025 Budget	2026 Budget	2027 Budget	2028 Budget
\$		359,116					
	<b>Revenue</b>	<b>Compliant</b>	<b>Compliant</b>	<b>Compliant</b>	<b>Compliant</b>	<b>Compliant</b>	<b>Compliant</b>
		9.44%	1.50%	3.27%	3.27%	3.27%	3.27%
	TAX REQUISITION	238,993	242,580	250,504	258,689	267,140	275,866
	TRANSIT FARES	60,425	65,474	67,569	69,731	71,962	74,265
	PROVINCIAL GRANT SAFE START	13,032	13,032	13,449	13,879	14,323	14,781
	MISCELLANEOUS REVENUE	18,801	19,337	19,956	20,595	21,254	21,934
	PRIOR YEARS SURPLUS	28,995	-	-	-	-	-
	<b>Total Revenue</b>	<b>\$ 360,246</b>	<b>\$ 340,423</b>	<b>\$ 351,478</b>	<b>\$ 362,894</b>	<b>\$ 374,679</b>	<b>\$ 386,846</b>
	<b>Expense</b>						
	SALARIES & WAGES	38,878	50,920	52,673	54,487	56,361	58,300
	NEW FTE AS AUTHORIZED BY THE BOARD SALARIES & WAGES	673	(16,422)	(16,914)	(17,422)	(17,945)	(18,483)
	ADMINISTRATION CHARGES	11,348	12,369	12,770	13,185	13,613	14,055
	MAINTAINENCE	1,550	1,600	1,651	1,704	1,759	1,815
	OPERATIONS	277,252	289,511	298,775	308,336	318,203	328,385
	TRANSFER TO OPERATING RESERVE	28,995	845	872	900	929	959
	OTHER EXPENSES - MARKETING	1,550	1,600	1,651	1,704	1,759	1,815
	<b>Total Expenses</b>	<b>\$ 360,246</b>	<b>\$ 340,423</b>	<b>\$ 351,478</b>	<b>\$ 362,894</b>	<b>\$ 374,679</b>	<b>\$ 386,846</b>



**Regional District of Okanagan-Similkameen  
2024-2028 Operational Financial Plan  
REGIONAL ECONOMIC DEVELOPMENT (OK FILM) - 9390**

BL 2743 - Assessment

		2023 Budget	2024 Budget	2025 Budget	2026 Budget	2027 Budget	2028 Budget
\$		42,249					
	<b>Revenue</b>	<b>Compliant</b>	<b>Compliant</b>	<b>Compliant</b>	<b>Compliant</b>	<b>Compliant</b>	<b>Compliant</b>
		0.17%	10.63%	0.00%	0.00%	-9.40%	10.38%
TAX REQUISITION		36,242	40,093	40,093	40,093	36,323	40,093
<b>Total Revenue</b>		<b>\$ 36,242</b>	<b>\$ 40,093</b>	<b>\$ 40,093</b>	<b>\$ 40,093</b>	<b>\$ 36,323</b>	<b>\$ 40,093</b>
	<b>Expense</b>						
ADMINISTRATION CHARGE		1,242	1,460	1,460	1,460	1,323	1,460
GRANT OK FILM COMM		35,000	38,633	38,633	38,633	35,000	38,633
<b>Total Expenses</b>		<b>\$ 36,242</b>	<b>\$ 40,093</b>	<b>\$ 40,093</b>	<b>\$ 40,093</b>	<b>\$ 36,323</b>	<b>\$ 40,093</b>



**Regional District of Okanagan-Similkameen  
2024-2028 Operational Financial Plan  
FIRE PROTECTION - KEREMEOS AREAS "B" & "G" - 1100**

C716 BL 2178.01,2006 - Assessment

	2023 Budget	2024 Budget	2025 Budget	2026 Budget	2027 Budget	2028 Budget
<b>\$</b>	<b>210,000</b>					
<b>Revenue</b>	<b>REVIEW REQUIRED</b>	<b>REVIEW REQUIRED</b>	<b>REVIEW REQUIRED</b>	<b>REVIEW REQUIRED</b>	<b>REVIEW REQUIRED</b>	<b>REVIEW REQUIRED</b>
	13.00%	6.64%	9.57%	5.94%	5.67%	5.89%
TAX REQUISITION	630,901	672,815	737,230	780,994	825,291	873,869
GRANT IN LIEU OF TAXES	4,753	4,753	4,753	4,753	4,753	4,848
AGREEMENT - FIRST NATIONS	17,500	19,000	19,950	20,948	21,995	23,095
ROAD RESCUE REVENUE	8,000	8,000	8,000	8,000	8,000	8,160
<b>Total Revenue</b>	<b>\$ 661,154</b>	<b>\$ 704,568</b>	<b>\$ 769,933</b>	<b>\$ 814,695</b>	<b>\$ 860,039</b>	<b>\$ 909,972</b>
<b>Expense</b>						
SALARIES & WAGES	1,324	1,362	1,410	1,459	1,511	1,563
NEW FTE AS AUTHORIZED BY THE BOARD SALARIES & WAGES	-	-	-	-	-	-
HONORARIUMS - FIREFIGHTERS	277,824	306,000	325,800	344,600	363,500	385,800
BENEFITS-FIREFIGHTERS	2,500	4,500	5,000	5,500	6,000	7,000
ADMINISTRATION CHARGES	20,835	24,344	25,801	27,229	28,685	30,361
BUILDING MAINTENANCE	13,500	16,000	16,800	17,640	18,522	19,448
EQUIPMENT MAINTENANCE	11,330	12,000	12,600	13,230	13,892	14,586
EQUIPMENT MAINTENANCE - VEHICLES	13,500	14,500	15,225	15,986	16,786	17,625
EQUIPMENT MAINT - TURNOUT GEAR REPAIR						
OP - FD - LICENSES & PERMITS	4,000	5,600	5,880	6,174	6,483	6,807
CONTRACT SERVICES	9,000	9,000	9,450	9,923	10,419	10,940
EDUCATION & TRAINING	34,000	38,000	39,900	41,895	43,990	46,189
CONFERENCES	8,400	8,650	9,083	9,537	10,013	10,514
INSURANCE - PROPERTY	5,047	5,148	5,405	5,676	5,959	6,257
INSURANCE - LIABILITY	1,050	1,200	1,260	1,323	1,389	1,459
INSURANCE - FIREFIGHTERS ACCIDENT	4,100	4,250	4,463	4,686	4,920	5,166
INSURANCE - VEHICLE	11,300	11,700	12,285	12,899	13,544	14,221
LEGAL FEES	4,000	4,000	4,200	4,410	4,631	4,862
FUEL - VEHICLES	12,000	12,000	12,600	13,230	13,892	14,586
UTILITIES	8,000	8,400	8,820	9,261	9,724	10,210
UTILITIES - TELEPHONE	9,000	9,450	9,923	10,419	10,940	11,487
DEBT INTEREST (Bylaw 2887/2802)	6,965	6,965	6,965	6,965	6,965	6,965
DEBT PRINCIPAL (Bylaw 2887/2802)	20,239	20,239	20,239	20,239	20,239	20,239
INTERNAL DEBT FINANCING	-	-	-	-	-	-
TRANSFER TO EQUIP RESERVE	20,000	-	-	-	-	-
TRANSFER TO RESERVE - BUILDING	20,000	25,000	40,000	45,000	50,000	55,000
TRANSFER TO VEHICLE RESERVE	65,000	75,000	85,000	90,000	95,000	100,000
TRANSFER TO OPERATING RESERVE	67,590	70,000	80,000	85,000	90,000	95,000
OCCUPATIONAL HEALTH COMMITTEE EXPENSES	4,000	4,250	4,463	4,686	4,920	5,166
OTHER EXPENSES - MISCELLANEOUS	6,250	6,500	6,825	7,166	7,525	7,901
<b>Total Expenses</b>	<b>\$ 661,154</b>	<b>\$ 704,568</b>	<b>\$ 769,933</b>	<b>\$ 814,695</b>	<b>\$ 860,039</b>	<b>\$ 909,972</b>



**Regional District of Okanagan-Similkameen  
2024-2028 Operational Financial Plan  
REFUSE DISPOSAL - KEREMEOS AREAS "B" & "G" - 3400**

RG735, B716, G716, BL1777, 1997 - Assessment

	2023 Budget	2024 Budget	2025 Budget	2026 Budget	2027 Budget	2028 Budget
<b>\$</b>	<b>1,099,908</b>					
	<b>Compliant</b>	<b>Compliant</b>	<b>Compliant</b>	<b>Compliant</b>	<b>Compliant</b>	<b>Compliant</b>
<b>Revenue</b>	<b>0.65%</b>	<b>13.39%</b>	<b>8.42%</b>	<b>3.79%</b>	<b>5.02%</b>	<b>3.70%</b>
TAX REQUISITION	260,426	295,300	320,167	332,306	348,972	361,871
FEES - REFUSE DISPOSAL	110,000	90,000	100,000	100,000	100,000	100,000
SCRAP METAL RECYCLING	40,000	30,000	30,000	30,000	30,000	30,000
TRANSFER FROM RESERVE	12,758	62,000	21,311	5,000	5,000	5,000
MISCELLANEOUS REVENUE	5,177	1,200	5,413	5,521	5,600	5,796
PRIOR YEARS SURPLUS	19,476	-	-	-	-	-
<b>Total Revenue</b>	<b>\$ 447,837</b>	<b>\$ 478,500</b>	<b>\$ 476,891</b>	<b>\$ 472,827</b>	<b>\$ 489,572</b>	<b>\$ 502,667</b>
<b>Expense</b>						
SALARIES & WAGES	104,125	126,084	129,919	133,877	137,938	142,061
NEW FTE AS AUTHORIZED BY THE BOARD SALARIES & WAGES	6,605	1,973	3,445	3,552	3,658	3,768
<b>ADMINISTRATION CHARGES</b>	<b>19,018</b>	<b>22,683</b>	<b>21,819</b>	<b>22,401</b>	<b>23,203</b>	<b>23,640</b>
OPERATIONS	19,200	19,200	20,000	20,500	21,000	21,735
TIPPING FEES	74,309	74,309	76,910	79,602	82,388	85,271
CONSULTANTS	-	30,000	-	-	-	-
CONTRACT SERVICES - OPERATIONS	53,733	55,000	55,000	55,000	58,000	58,000
CONTRACT SERVICES - RECYCLING	23,400	25,000	25,000	25,000	26,000	26,000
CONTRACT SERVICES - TRANSFER STATION CONTRACTOR	67,951	70,000	72,450	74,986	77,611	80,327
CONTRACT SERVICES - WOOD WASTE CHIPPING	30,000	30,000	31,050	32,137	33,262	34,426
CONTRACT SERVICES - KEREMEOS	4,000	-	-	-	-	-
ENVIRONMENTAL CONTROL	3,300	3,500	3,623	3,749	3,881	4,016
ENVIRONMENTAL MONITORING	3,800	4,000	4,140	4,285	4,435	4,590
DEPRECIATION	-	5,751	5,837	5,954	6,000	6,210
INSURANCE - PROPERTY	384	600	621	643	665	689
INSURANCE - LIABILITY	1,607	1,500	1,553	1,607	1,663	1,721
INSURANCE - ENVIRONMENTAL	3,551	2,700	2,795	2,892	2,994	3,098
ADVERTISING - PUBLIC EDUCATION	600	600	621	643	665	689
TRAVEL/LEASING	2,100	2,100	2,174	2,250	2,328	2,410
UTILITIES	3,436	3,500	3,623	3,749	3,881	4,016
TRANSFER TO RESERVE CAPITAL	7,242	-	-	-	-	-
TRANSFER TO OPERATING RESERVE	19,476	-	16,311	-	-	-
<b>Total Expenses</b>	<b>\$ 447,837</b>	<b>\$ 478,500</b>	<b>\$ 476,891</b>	<b>\$ 472,827</b>	<b>\$ 489,572</b>	<b>\$ 502,667</b>



**Regional District of Okanagan-Similkameen  
2024-2028 Operational Financial Plan  
RECREATION FACILITY - KEREMEOS / AREAS "B" & "G" - 7200**

RG 734 -535, RG 735 - g716, RG 735 \*B716 B1 1470.02

	2023 Budget	2024 Budget	2025 Budget	2026 Budget	2027 Budget	2028 Budget
<b>\$</b>	<b>597,301</b>					
<b>Revenue</b>	<b>24.82%</b>	<b>20.67%</b>	<b>REVIEW SOON</b>	<b>REVIEW REQUIRED</b>	<b>REVIEW REQUIRED</b>	<b>REVIEW REQUIRED</b>
TAX REQUISITION	460,804	556,031	581,822	607,006	633,136	659,830
GRANT IN LIEU OF TAXES	134	139	144	149	154	159
REVENUE - FITNESS	24,000	28,000	28,980	29,994	31,044	32,131
REVENUE - CLIMBING WALL	-	500	518	536	554	574
REVENUE - BOWLING	14,000	14,490	14,997	15,522	16,065	16,627
REVENUE - SQUASH	102	106	110	114	118	122
REVENUE - FACILITY RENTAL	-	500	518	536	554	574
REVENUE - RECREATION	14,000	20,000	20,700	21,425	22,175	22,951
REVENUE - CONCESSION	2,550	2,639	2,731	2,827	2,926	3,028
REVENUE - ICE RINK	12,000	12,420	12,855	13,305	13,771	14,253
TRANSFER FROM OPERATING RESERVE	5,000	-	-	-	-	-
PROVINCIAL GRANTS - EMPLOYMENT	3,000	3,105	3,214	3,326	3,442	3,562
MISCELLANEOUS REVENUE	200	1,000	1,035	1,071	1,108	1,147
DONATIONS	4,000	3,000	3,105	3,214	3,326	3,442
PRIOR YEARS SURPLUS	17,990	-	-	-	-	-
<b>Total Revenue</b>	<b>\$ 557,780</b>	<b>\$ 641,930</b>	<b>\$ 670,729</b>	<b>\$ 699,025</b>	<b>\$ 728,373</b>	<b>\$ 758,400</b>
<b>Expense</b>						
SALARIES & WAGES	199,753	269,026	277,485	286,206	295,143	304,402
NEW FTE AS AUTHORIZED BY THE BOARD SALARIES & WAGES	19,600	18,748	19,370	20,012	20,614	21,232
SALARIES & WAGES STUDENTS	30,000	20,000	20,700	21,425	22,175	22,951
SALARIES AND WAGES CASUAL LABOURER	25,000	19,000	19,665	20,353	21,065	21,802
SALARIES & WAGES - SUMMER STUDENTS	7,000	3,000	3,105	3,214	3,326	3,442
PART TIME WAGES - REC INSTRUCTORS	14,000	18,000	18,630	19,282	19,957	20,655
WAGES - SUMMER STAFF	4,000	4,140	4,285	4,435	4,590	4,751
<b>ADMINISTRATION CHARGES</b>	<b>21,177</b>	<b>26,483</b>	<b>27,358</b>	<b>28,262</b>	<b>29,191</b>	<b>30,152</b>
IT SUPPORT COSTS	5,200	5,356	5,517	5,682	5,853	6,028
IS	1,000	1,035	1,071	1,108	1,147	1,187
MAINTENANCE - JANITORIAL	10,500	14,000	14,490	14,997	15,522	16,065
EQUIPMENT MAINTENANCE	4,500	7,000	7,245	7,499	7,761	8,033
CONTRACT SERVICES	18,300	24,661	25,523	26,415	27,339	28,296
EDUCATION & TRAINING	7,120	7,369	7,626	7,892	8,169	8,455
EQUIPMENT	8,000	12,000	12,420	12,855	13,305	13,771
PARK/FACILITY IMPROVEMENTS	6,000	6,210	6,427	6,652	6,885	7,126
INSURANCE - PROPERTY	22,043	22,484	23,271	24,085	24,928	25,800
INSURANCE - LIABILITY	3,500	3,623	3,750	3,881	4,017	4,158
SUPPLIES REC	4,730	4,896	5,068	5,245	5,429	5,619
SUPPLIES FACILITY	10,200	10,558	10,928	11,311	11,707	12,116
SUPPLIES - P&R - CONCESSION	1,300	1,346	1,393	1,442	1,492	1,544
SPECIAL EVENTS	4,500	4,658	4,821	4,990	5,165	5,346
ADVERTISING	4,100	4,244	4,393	4,547	4,706	4,871
TRAVEL/LEASING	6,500	6,728	6,963	7,207	7,459	7,720
UTILITIES	36,100	37,365	38,673	40,027	41,428	42,878
TRANSFER TO CAPITAL RESERVE	60,000	90,000	100,000	110,000	120,000	130,000
TRANSFER TO OPERATING RESERVE	23,657	-	552	1	-	-
<b>Total Expenses</b>	<b>\$ 557,780</b>	<b>\$ 641,930</b>	<b>\$ 670,729</b>	<b>\$ 699,025</b>	<b>\$ 728,373</b>	<b>\$ 758,400</b>



**Regional District of Okanagan-Similkameen  
2024-2028 Operational Financial Plan  
POOL - KEREMEOS / AREAS "B" & "G" - 7310**

RG 734 -535, RG 735 - g716, RG 735 \*B716 BI 2119.01

	2023 Budget	2024 Budget	2025 Budget	2026 Budget	2027 Budget	2028 Budget
<b>\$</b>	<b>160,251</b>					
	<b>Compliant</b>	<b>REVIEW REQUIRED</b>	<b>REVIEW REQUIRED</b>	<b>REVIEW REQUIRED</b>	<b>REVIEW REQUIRED</b>	<b>REVIEW REQUIRED</b>
<b>Revenue</b>						
	-14.26%	53.14%	20.08%	7.72%	7.24%	6.83%
TAX REQUISITION	104,817	160,513	192,739	207,613	222,637	237,834
REVENUE - SWIMMING	14,000	12,000	14,997	15,522	16,065	16,627
SWIMMING - SCHOOL PROGRAM	2,000	1,000	1,035	1,071	1,108	1,147
TRANSFER FROM GAS TAX		6,000	6,210	6,427	6,652	6,885
REVENUE - SWIM CLUB	2,200	2,300	2,381	2,464	2,550	2,639
PRIOR YEARS SURPLUS	2,099	-	-	-	-	-
<b>Total Revenue</b>	<b>\$ 125,116</b>	<b>\$ 181,813</b>	<b>\$ 217,362</b>	<b>\$ 233,097</b>	<b>\$ 249,012</b>	<b>\$ 265,132</b>
<b>Expense</b>						
SALARIES & WAGES	53,389	69,041	71,366	73,766	76,248	78,817
NEW FTE AS AUTHORIZED BY THE BOARD SALARIES & WAGES	-	7,886	8,142	8,407	8,660	8,920
SALARIES & WAGES - LIFE GUARDS	37,000	45,000	46,575	48,205	49,892	51,638
ADMINISTRATION CHARGES	3,188	4,461	4,614	4,772	4,935	5,104
CONTRACT SERVICES	3,215	3,328	3,444	3,564	3,690	3,820
PARK/FACILITY IMPROVEMENTS	1,000	6,000	6,210	6,427	6,652	6,885
INSURANCE - PROPERTY	772	787	815	844	874	905
INSURANCE - LIABILITY	1,212	1,254	1,298	1,343	1,390	1,439
SUPPLIES REC	515	533	552	571	591	612
SUPPLIES FACILITY	11,600	12,007	12,427	12,861	13,311	13,776
TRAVEL/LEASING	1,854	1,919	1,986	2,056	2,128	2,202
UTILITIES	9,272	9,597	9,933	10,281	10,641	11,014
TRANSFER TO RESERVE	-	20,000	50,000	60,000	70,000	80,000
TRANSFER TO OPERATIONAL RESERVE	2,099	-	-	-	-	-
<b>Total Expenses</b>	<b>\$ 125,116</b>	<b>\$ 181,813</b>	<b>\$ 217,362</b>	<b>\$ 233,097</b>	<b>\$ 249,012</b>	<b>\$ 265,132</b>



**Regional District of Okanagan-Similkameen  
2024-2028 Operational Financial Plan  
SIMILKAMEEN COUNTRY VISITOR INFO CENTRE - 9250**

2622, 2013 - Assessment

		2023 Budget	2024 Budget	2025 Budget	2026 Budget	2027 Budget	2028 Budget
\$		39,553					
	<b>Revenue</b>	<b>COMPLIANT</b>	<b>COMPLIANT</b>	<b>COMPLIANT</b>	<b>COMPLIANT</b>	<b>REVIEW SOON</b>	<b>REVIEW SOON</b>
		0.17%	0.22%	3.20%	3.20%	3.20%	3.20%
TAX REQUISITION		34,171	34,247	35,343	36,475	37,642	38,847
<b>Total Revenue</b>		<b>\$ 34,171</b>	<b>\$ 34,247</b>	<b>\$ 35,343</b>	<b>\$ 36,475</b>	<b>\$ 37,642</b>	<b>\$ 38,847</b>
	<b>Expense</b>						
ADMINISTRATION CHARGES		1,171	1,247	1,287	1,329	1,371	1,415
CONTRACT SERVICES		33,000	33,000	34,056	35,146	36,271	37,432
<b>Total Expenses</b>		<b>\$ 34,171</b>	<b>\$ 34,247</b>	<b>\$ 35,343</b>	<b>\$ 36,475</b>	<b>\$ 37,642</b>	<b>\$ 38,847</b>





**Regional District of Okanagan-Similkameen  
2024-2028 Operational Financial Plan  
STERILE INSECT RELEASE PROGRAM - 6000**

1101, 1989 - Assessment

		2023 Budget	2024 Budget	2025 Budget	2026 Budget	2027 Budget	2028 Budget
\$		2,992,268					
	<b>Revenue</b>	<b>Compliant</b>	<b>Compliant</b>	<b>Compliant</b>	<b>Compliant</b>	<b>Compliant</b>	<b>Compliant</b>
		16.21%	6.42%	6.04%	5.97%	5.89%	4.02%
	TAX REQUISITION	485,451	516,622	547,846	580,526	614,724	639,408
	PARCEL TAX	508,737	518,912	529,290	539,876	550,674	572,786
	GRANT IN LIEU OF TAXES	4,500	4,500	4,500	4,500	4,500	4,500
	PRIOR YEARS SURPLUS	(353)	-	-	-	-	-
	<b>Total Revenue</b>	<b>\$ 998,335</b>	<b>\$ 1,040,034</b>	<b>\$ 1,081,636</b>	<b>\$ 1,124,902</b>	<b>\$ 1,169,898</b>	<b>\$ 1,216,694</b>
	<b>Expense</b>						
	ADMINISTRATION CHARGES	25,871	28,672	29,819	31,012	32,252	33,542
	TRANSFER TO SIR	972,464	1,011,362	1,051,817	1,093,890	1,137,646	1,183,152
	<b>Total Expenses</b>	<b>\$ 998,335</b>	<b>\$ 1,040,034</b>	<b>\$ 1,081,636</b>	<b>\$ 1,124,902</b>	<b>\$ 1,169,898</b>	<b>\$ 1,216,694</b>



**Regional District of Okanagan-Similkameen  
2024-2028 Operational Financial Plan  
MUNICIPAL FISCAL SERVICES - 9990**

		2023 Budget	2024 Budget	2025 Budget	2026 Budget	2027 Budget	2028 Budget
<b>No Tax Limit</b>		<b>No Tax Limit</b>	<b>No Tax Limit</b>	<b>No Tax Limit</b>	<b>No Tax Limit</b>	<b>No Tax Limit</b>	<b>No Tax Limit</b>
	<b>Revenue</b>	-0.07%	21.18%	-4.17%	-3.74%	-13.43%	-5.50%
DEBENTURE PAYMENT - PENTICTON		3,081,056	3,733,736	3,578,155	3,444,478	2,981,813	2,817,791
DEBENTURE PAYMENT - SUMMERLAND		2,216,420	1,912,165	1,912,165	1,512,019	1,182,141	722,833
DEBENTURE PAYMENT - OSOYOOS		672,009	621,960	624,799	624,799	624,799	624,799
DEBENTURE PAYMENT - OLIVER		910,194	910,194	883,062	660,194	569,037	569,037
DEBENTURE PAYMENT - PRINCETON		421,899	421,899	421,899	421,899	421,899	421,899
DEBENTURE PAYMENT - KEREMEOS		10,015	10,015	10,015	10,015	10,015	10,015
<b>Total Revenue</b>		\$ 7,311,593	\$ 7,609,969	\$ 7,430,095	\$ 6,673,404	\$ 5,789,704	\$ 5,166,374
	<b>Expense</b>						
DEBT INTEREST- PENTICTON		1,173,970	1,546,086	1,478,036	1,467,048	1,322,234	1,210,784
DEBT INTEREST- SUMMERLAND		905,902	766,402	766,402	643,346	582,122	348,122
DEBT INTEREST- OSOYOOS		316,685	292,403	294,328	294,328	294,328	294,328
DEBT INTEREST- OLIVER		343,525	337,008	318,698	310,256	292,569	292,569
DEBT INTEREST- PRINCETON		286,300	286,300	286,300	286,300	286,300	286,300
DEBT INTEREST- KEREMEOS		4,845	4,845	4,845	4,845	4,845	4,845
DEBT PRINCIPAL- PENTICTON		1,907,086	2,187,650	2,100,119	1,977,430	1,659,579	1,607,007
DEBT PRINCIPAL- SUMMERLAND		1,310,518	1,145,763	1,145,763	868,673	600,019	374,711
DEBT PRINCIPAL- OSOYOOS		355,324	329,557	330,471	330,471	330,471	330,471
DEBT PRINCIPAL- OLIVER		566,669	573,186	564,364	349,938	276,468	276,468
DEBT PRINCIPAL- PRINCETON		135,599	135,599	135,599	135,599	135,599	135,599
DEBT PRINCIPAL- KEREMEOS		5,170	5,170	5,170	5,170	5,170	5,170
<b>Total Expenses</b>		\$ 7,311,593	\$ 7,609,969	\$ 7,430,095	\$ 6,673,404	\$ 5,789,704	\$ 5,166,374



**Regional District of Okanagan-Similkameen  
2024-2028 Operational Financial Plan  
STERILE INSECT RELEASE PROGRAM - 6000**

1101, 1989 - Assessment

		2023 Budget	2024 Budget	2025 Budget	2026 Budget	2027 Budget	2028 Budget
\$		2,992,268					
	<b>Revenue</b>	<b>Compliant</b>	<b>Compliant</b>	<b>Compliant</b>	<b>Compliant</b>	<b>Compliant</b>	<b>Compliant</b>
		16.21%	6.42%	6.04%	5.97%	5.89%	4.02%
TAX REQUISITION		485,451	516,622	547,846	580,526	614,724	639,408
PARCEL TAX		508,737	518,912	529,290	539,876	550,674	572,786
GRANT IN LIEU OF TAXES		4,500	4,500	4,500	4,500	4,500	4,500
PRIOR YEARS SURPLUS		(353)	-	-	-	-	-
<b>Total Revenue</b>		<b>\$ 998,335</b>	<b>\$ 1,040,034</b>	<b>\$ 1,081,636</b>	<b>\$ 1,124,902</b>	<b>\$ 1,169,898</b>	<b>\$ 1,216,694</b>
	<b>Expense</b>						
ADMINISTRATION CHARGES		25,871	28,672	29,819	31,012	32,252	33,542
TRANSFER TO SIR		972,464	1,011,362	1,051,817	1,093,890	1,137,646	1,183,152
<b>Total Expenses</b>		<b>\$ 998,335</b>	<b>\$ 1,040,034</b>	<b>\$ 1,081,636</b>	<b>\$ 1,124,902</b>	<b>\$ 1,169,898</b>	<b>\$ 1,216,694</b>



## Regional District of Okanagan-Similkameen

### 2024-2028 Schedule F.7

### **Individual Requisitions**

#### **Penticton Indian Band**

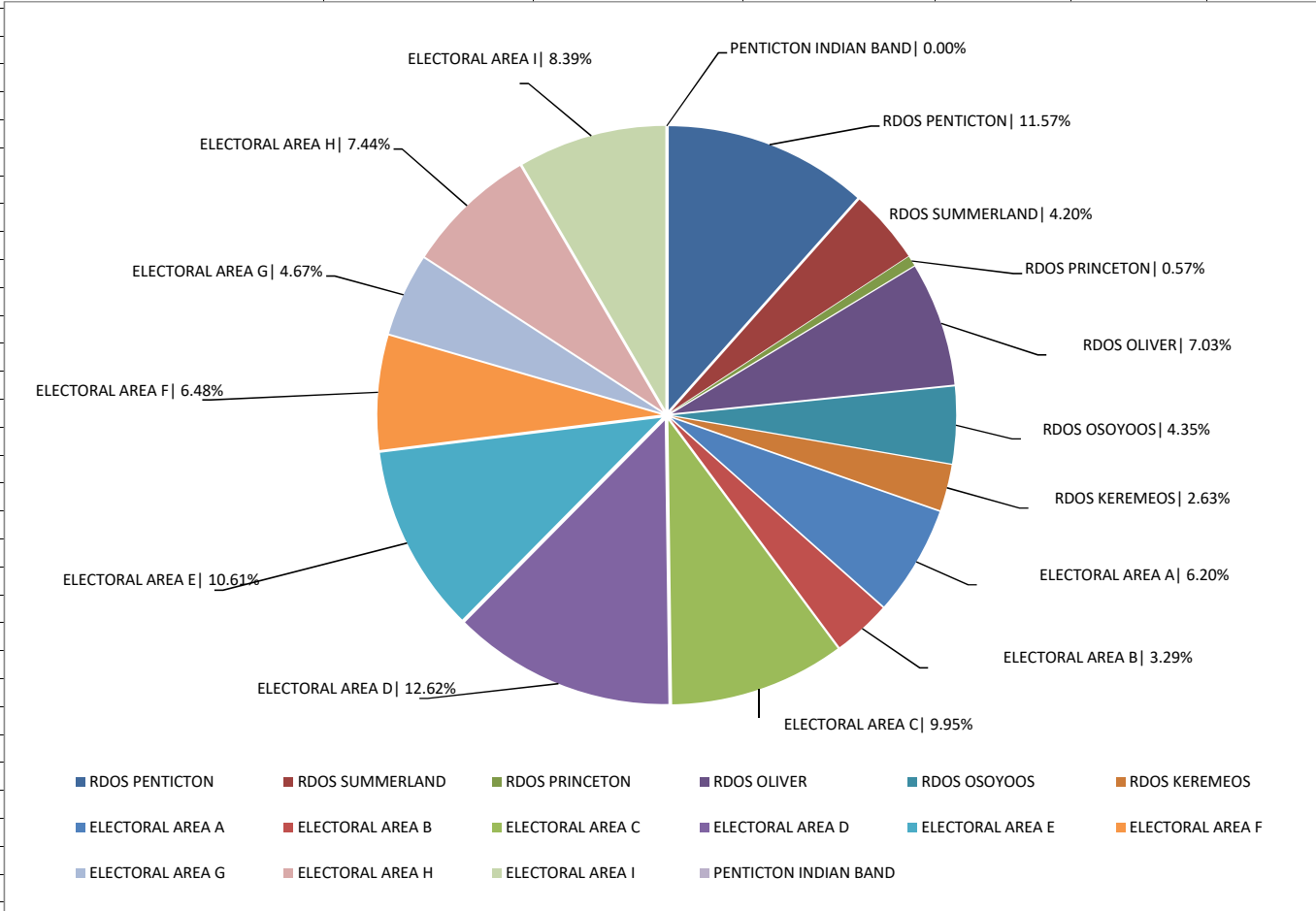
Included in this schedule:

- Summary of Tax Requisitions listing all jurisdictions
- Detail by specific jurisdictions
- Comparison of Tax Requisition by Municipality and Electoral Area
- Individual RDOS portion of tax per various property values\*
- 2024-2028 Operating budget which affect only the member Municipality / Electoral Area
- Capital projects which Penticton Indian Band contributed funds (if applicable)

\*This comparison is a weighted average

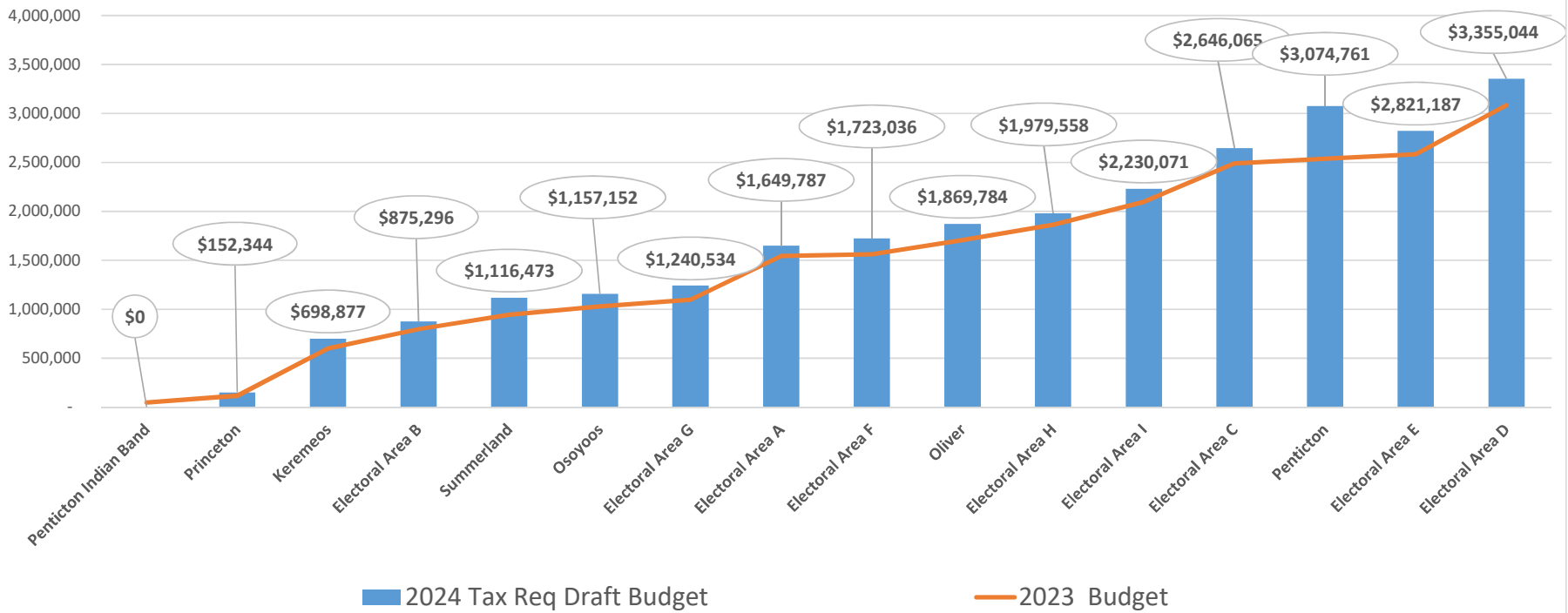
**REGIONAL DISTRICT OKANAGAN-SIMILKAMEEN  
2024 TOTAL REQUISITION SUMMARY**

	<u>2024</u>	<u>2023</u>	<u>\$ Change</u>	<u>% Change</u>	<u>Non-Market Growth %</u>	<u>Net Change %</u>
<b>RDOS PENTICTON</b>	\$ 3,074,761	\$ 2,537,608	\$ 537,153	21.17%	1.05%	20.12%
<b>RDOS SUMMERLAND</b>	1,116,473	944,706	171,767	18.18%	1.77%	16.41%
<b>RDOS PRINCETON</b>	152,344	116,462	35,882	30.81%	0.86%	29.95%
<b>RDOS OLIVER</b>	1,869,784	1,713,954	155,830	9.09%	1.44%	7.65%
<b>RDOS OSOYOOS</b>	1,157,152	1,030,070	127,082	12.34%	1.21%	11.13%
<b>RDOS KEREMEOS</b>	698,877	601,320	97,557	16.22%	1.07%	15.15%
	<b>8,069,392</b>	<b>6,944,120</b>	<b>1,125,272</b>	<b>16.20%</b>	<b>1.24%</b>	<b>14.96%</b>
<b>PENTICTON INDIAN BAND</b>	-	46,265	(46,265)	-100.00%		
<b>ELECTORAL AREA A</b>	1,649,787	1,541,512	108,275	7.02%	2.58%	4.44%
<b>ELECTORAL AREA B</b>	875,296	793,520	81,776	10.31%	5.35%	4.96%
<b>ELECTORAL AREA C</b>	2,646,065	2,478,883	167,182	6.74%	1.60%	5.14%
<b>ELECTORAL AREA D</b>	3,355,044	3,083,591	271,453	8.80%	0.99%	7.81%
<b>ELECTORAL AREA E</b>	2,821,187	2,587,328	233,859	9.04%	3.74%	5.30%
<b>ELECTORAL AREA F</b>	1,723,036	1,560,889	162,147	10.39%	1.54%	8.85%
<b>ELECTORAL AREA G</b>	1,240,534	1,097,296	143,238	13.05%	1.41%	11.64%
<b>ELECTORAL AREA H</b>	1,979,558	1,861,140	118,418	6.36%	2.10%	4.26%
<b>ELECTORAL AREA I</b>	2,230,071	2,097,712	132,359	6.31%	1.30%	5.01%
	<b>18,520,578</b>	<b>17,101,871</b>	<b>1,418,707</b>	<b>8.30%</b>	<b>2.04%</b>	<b>6.26%</b>
<b>TOTAL TAX REQUISITION FOR ALL BUDGETS</b>	<b>\$ 26,589,969</b>	<b>\$ 24,092,256</b>	<b>\$ 2,497,713</b>	<b>10.37%</b>	<b>1.49%</b>	<b>8.88%</b>

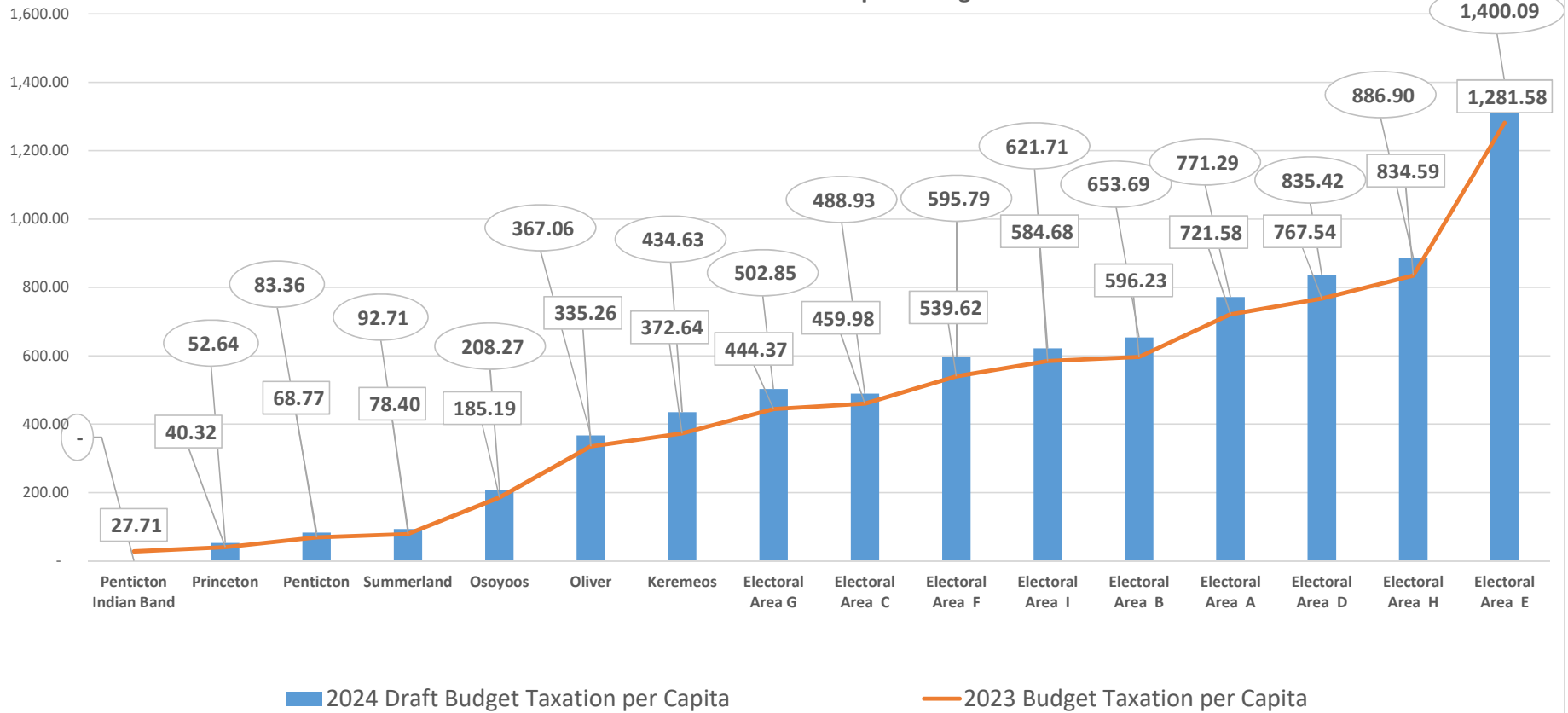


- RDOS PENTICTON
- RDOS SUMMERLAND
- RDOS PRINCETON
- RDOS OLIVER
- RDOS OSOYOOS
- RDOS KEREMEOS
- ELECTORAL AREA A
- ELECTORAL AREA B
- ELECTORAL AREA C
- ELECTORAL AREA D
- ELECTORAL AREA E
- ELECTORAL AREA F
- ELECTORAL AREA G
- ELECTORAL AREA H
- ELECTORAL AREA I
- PENTICTON INDIAN BAND

### RDOS 2024 Tax Requisition as at First Reading - Comparison to 2023 Requisition by Member Municipality and Electoral - At Adoption

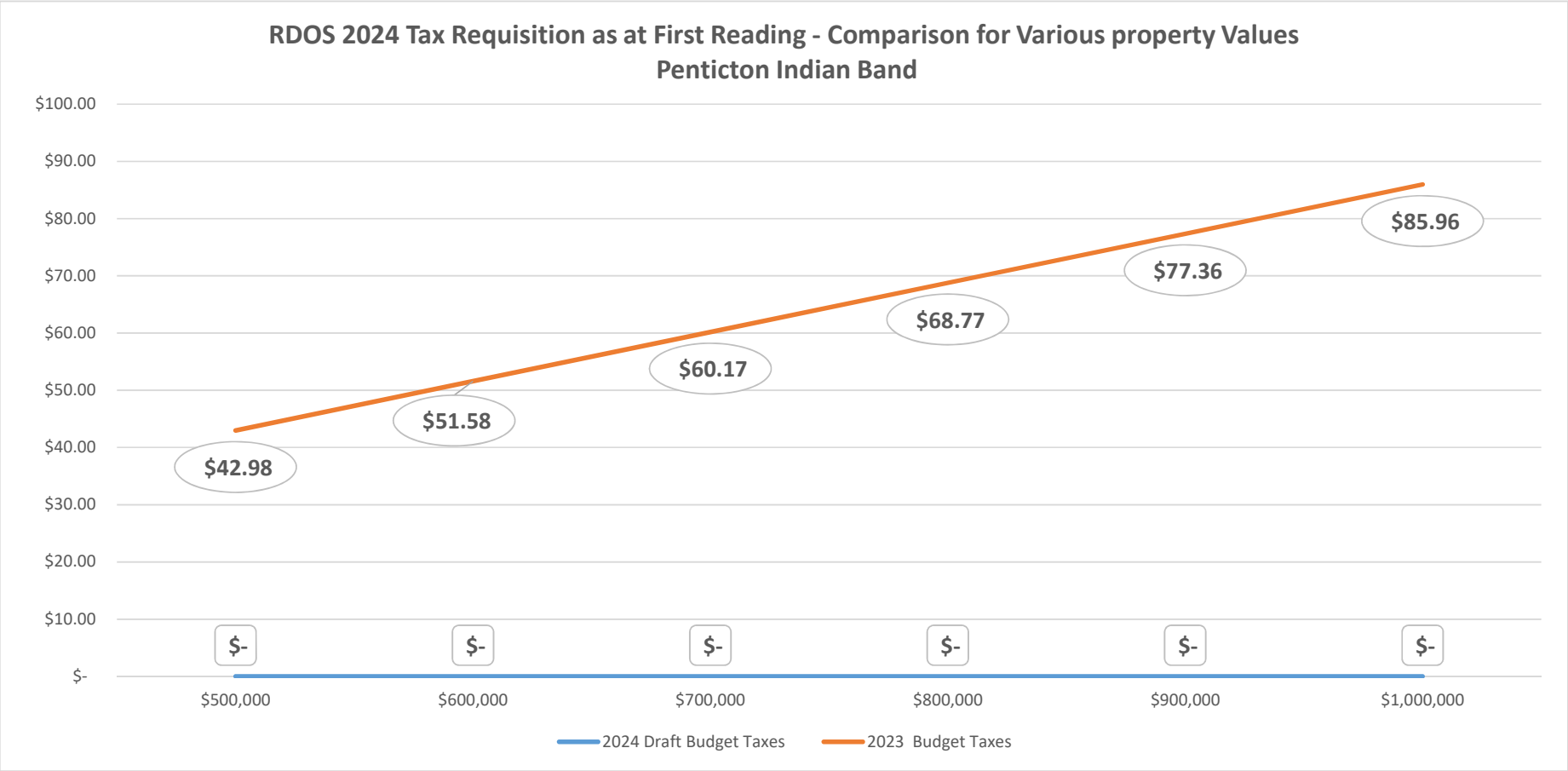


**RDOS 2024 Taxation Per Capita Comparison as at First Reading - Comparison to 2023 by Member Municipality and Electoral Area - Adopted Budget**





**RDOS 2024 Tax Requisition as at First Reading - Comparison for Various property Values  
Penticton Indian Band**





**Regional District of Okanagan-Similkameen  
2024-2028 Operational Financial Plan  
GENERAL GOVERNMENT - 0100**

SLP, 1966 - No Tax Limit

		2023 Budget	2024 Budget	2025 Budget	2026 Budget	2027 Budget	2028 Budget
<b>No Tax Limit</b>		<b>No Tax Limit</b>	<b>No Tax Limit</b>	<b>No Tax Limit</b>	<b>No Tax Limit</b>	<b>No Tax Limit</b>	<b>No Tax Limit</b>
<b>Revenue</b>		<b>7.05%</b>	<b>36.51%</b>	<b>9.93%</b>	<b>3.21%</b>	<b>2.85%</b>	<b>2.85%</b>
TAX REQUISITION		1,612,212	2,200,765	2,419,219	2,496,980	2,568,023	2,641,328
GRANT IN LIEU OF TAXES		5,101	5,101	5,101	5,101	5,101	5,101
RECOVERIES - FOI			400	400	400	400	400
INTEREST INCOME		128,533	-	-	-	-	-
TRANSFER FROM OPERATIONAL RESERVE		57,000	80,000	80,000	80,000	80,000	80,000
MISCELLANEOUS REVENUE		10,201	5,000	5,000	5,000	5,000	5,000
PRIOR YEARS SURPLUS		349,206	-	-	-	-	-
<b>Total Revenue</b>		<b>\$ 2,162,253</b>	<b>\$ 2,291,266</b>	<b>\$ 2,509,720</b>	<b>\$ 2,587,481</b>	<b>\$ 2,658,524</b>	<b>\$ 2,731,829</b>
<b>Expense</b>							
SALARIES & WAGES		1,031,527	1,156,722	1,194,003	1,232,557	1,272,320	1,313,491
NEW FTE AS AUTHORIZED BY THE BOARD SALARIES & WAGES		29,722	256,687	412,739	421,252	429,942	438,820
SALARIES & WAGES - CRIME STOPPERS		92,000	92,500	92,500	92,500	92,500	92,500
HONORARIUMS - DIRECTORS		377,235	416,000	426,060	437,060	447,987	459,186
HONORARIUMS - CHAIRMAN		42,768	44,710	46,275	47,894	49,571	51,306
HONORARIUMS - VICE CHAIRMAN		7,993	8,177	8,463	8,759	9,065	9,383
<b>ADMINISTRATION CHARGE</b>		<b>99,666</b>	<b>133,732</b>	<b>146,987</b>	<b>151,015</b>	<b>155,226</b>	<b>159,570</b>
EDUCATION & TRAINING			1,200	1,242	1,285	1,330	1,377
INSURANCE - PROPERTY		4,467	6,500	6,728	6,963	7,207	7,459
INSURANCE - LIABILITY		31,181	42,000	43,470	44,991	46,566	48,196
SUPPLIES - BOARD DINNERS		25,000	27,000	27,945	28,923	29,935	30,983
ASSET MANAGEMENT SOFTWARE			33,238	34,568	34,568	35,951	37,389
TRAVEL - STAFF		10,302	12,000	12,360	12,731	13,113	13,506
TRAVEL - UBCM & OMMA CONVENTION			-	-	-	-	-
TRAVEL - BOARD		15,453	16,000	16,480	16,974	17,484	18,008
BOARD STAFF RECOGNITION			10,000	10,300	10,609	10,927	11,255
INTERNAL DEBT PRINCIPAL & INTEREST (SYR RESERVE BORROWING)			9,800	19,600	29,400	29,400	29,400
TRANSFER FROM OPERATIONAL RESERVE		349,206	-	-	-	-	-
TRANSFER TO DEPOSIT ACCOUNT		10,302	10,000	10,000	10,000	10,000	10,000
REGIONAL GRANT IN AID - Ha Ha Ha Kidz Fest		5,000	-	-	-	-	-
REGIONAL GRANT IN AID - Okanagan Similkameen Conservation Alliance		3,500	-	-	-	-	-
REGIONAL GRANT IN AID - South Okanagan Immigrant and Community Services		3,500	-	-	-	-	-
REGIONAL GRANT IN AID - Community Wellness Circle							
REGIONAL GRANT IN AID - Peach City Community Radio Society		5,250	-	-	-	-	-
REGIONAL GRANT IN AID - DB Foundation for Health Research			5,000	-	-	-	-
CARBON MITIGATION EXPENSE		6,181	-	-	-	-	-
SAFETY TRACKING - VEHICLES		12,000	-	-	-	-	-
<b>Total Expenses</b>		<b>\$ 2,162,253</b>	<b>\$ 2,291,266</b>	<b>\$ 2,509,720</b>	<b>\$ 2,587,481</b>	<b>\$ 2,658,524</b>	<b>\$ 2,731,829</b>



**Regional District of Okanagan-Similkameen  
2024-2028 Operational Financial Plan  
911 EMERGENCY CALL SYSTEM - 0400**

**BI 1095 & 1096 - No Tax Limit**

		2023 Budget	2024 Budget	2025 Budget	2026 Budget	2027 Budget	2028 Budget
<b>No Tax Limit</b>		<b>No Tax Limit</b>	<b>No Tax Limit</b>	<b>No Tax Limit</b>	<b>No Tax Limit</b>	<b>No Tax Limit</b>	<b>No Tax Limit</b>
	<b>Revenue</b>	<b>10.27%</b>	<b>19.71%</b>	<b>2.74%</b>	<b>2.75%</b>	<b>2.77%</b>	<b>-9.81%</b>
	TAX REQUISITION	1,089,450	1,304,207	1,340,007	1,376,887	1,414,981	1,276,188
	GRANT IN LIEU OF TAXES	1,880	1,899	1,918	2,000	2,050	2,100
	PRIOR YEARS SURPLUS	21,550	17,466	-	-	-	-
	<b>Total Revenue</b>	<b>\$ 1,112,880</b>	<b>\$ 1,323,572</b>	<b>\$ 1,341,925</b>	<b>\$ 1,378,887</b>	<b>\$ 1,417,031</b>	<b>\$ 1,278,288</b>
	<b>Expense</b>						
	SALARIES & WAGES	105,466	107,629	111,257	115,002	118,876	122,887
	SALARIES & WAGES		18,772	19,341	19,928	20,526	21,142
	ADMINISTRATION CHARGES	31,343	37,439	38,627	39,853	41,118	42,424
	SITE & RADIO MAINTENANCE - ANNUAL CONTRACTS	25,486	25,613	26,433	27,279	28,152	29,053
	UNSCHEDULED MTNCE - FIREHALLS	10,483	15,000	15,480	15,975	16,486	17,014
	UNSCHEDULED MAINTENANCE - TOWERS	15,453	15,000	15,480	15,975	16,486	17,014
	OP - EQPT RENTAL - TRANSMITTER LEASE & M	93,873	110,000	113,520	117,153	120,902	124,771
	CONTRACTS - CENTRAL FIRE Dispatch	377,733	411,957	425,140	438,744	452,784	467,273
	CONTRACTS - OTHER RD - CORD - CENTRAL DI	195,894	199,812	206,206	212,805	219,615	226,643
	INSURANCE - PROPERTY	9,710	9,904	9,954	10,004	10,054	10,104
	INSURANCE - LIABILITY	5,500	5,638	5,666	5,694	5,722	5,751
	LEGAL FEES	3,000	3,000	3,096	3,195	3,297	3,403
	UHF AND VHF RADIO LICENSES	15,724	18,000	18,576	19,170	19,783	20,416
	UTILITIES - TELEPHONE	24,992	25,117	25,921	26,750	27,606	28,489
	DEBT INTEREST (Bylaw 2780/2623)	47,256	47,256	47,256	47,256	47,256	-
	DEBT PRINCIPAL (Bylaw 2780/2623)	130,864	130,864	130,864	130,864	130,864	-
	TRANSFER TO RESERVE CAPITAL	5,000	75,000	77,400	79,877	82,433	85,071
	TRANSFER TO RESERVES RE INTEREST	103	105	108	111	115	119
	TRANSFER TO OPERATING RESERVE	5,000	42,466	25,800	26,626	27,478	28,357
	CONTINGENCY	10,000	25,000	25,800	26,626	27,478	28,357
	<b>Total Expenses</b>	<b>\$ 1,112,880</b>	<b>\$ 1,323,572</b>	<b>\$ 1,341,925</b>	<b>\$ 1,378,887</b>	<b>\$ 1,417,031</b>	<b>\$ 1,278,288</b>



**Regional District of Okanagan-Similkameen  
2024-2028 Operational Financial Plan  
EMERGENCY PLANNING - 0410**

BL 2322, 2004 - No Tax Limit

	2023 Budget	2024 Budget	2025 Budget	2026 Budget	2027 Budget	2028 Budget
<b>No Tax Limit</b>	<b>No Tax Limit</b>	<b>No Tax Limit</b>	<b>No Tax Limit</b>	<b>No Tax Limit</b>	<b>No Tax Limit</b>	<b>No Tax Limit</b>
<b>Revenue</b>	<b>0.40%</b>	<b>114.64%</b>	<b>3.71%</b>	<b>-1.04%</b>	<b>2.05%</b>	<b>1.59%</b>
TAX REQUISITION	366,922	787,555	816,763	808,256	824,807	837,880
GRANT IN LIEU OF TAXES	550	555	561	570	575	600
TRANSFER FROM OPERATING RESERVE	60,000	-	-	-	-	-
PROVINCIAL GRANTS (Carry Forward)	1,266,103	1,583,024	-	-	-	-
PROV GRANTS - UBCM CRI	-	100,000	-	-	-	-
PRIOR YEARS SURPLUS	40,560	-	-	-	-	-
<b>Total Revenue</b>	<b>\$ 1,734,135</b>	<b>\$ 2,471,134</b>	<b>\$ 817,324</b>	<b>\$ 808,826</b>	<b>\$ 825,382</b>	<b>\$ 838,480</b>
<b>Expense</b>						
SALARIES & WAGES	136,154	178,576	184,291	190,195	196,285	202,585
SALARIES & WAGES		235,802	299,734	283,784	291,480	299,387
HONORARIUMS	7,085	7,120	7,156	7,192	7,228	7,264
ADMINISTRATION CHARGES	56,237	79,409	37,029	36,610	37,394	38,011
IT SUPPORT COSTS	3,500	3,605	3,713	3,825	3,939	4,057
FLOOD HAZARD RIKS ASSESSMENT - CF	-	100,000	-	-	-	-
UBCM CEPF - EMERGENCY SUPPORT SERVICES GRANT CF	89,750	-	-	-	-	-
UBCM CRI - FIRESMART GRANT STREAM 1 (OPERATIONS CF)	355,038	-	-	-	-	-
FIRESMART GRANT STREAM 1 (OPERATIONS)	-	240,997	-	-	-	-
EOC SANDBAG OPERATIONS	15,000	15,000	15,075	15,150	15,226	15,302
UBCM - CRI - FIRESMART GRANT STREAM (STAFFING) 2022 GRANT	406,020	-	-	-	-	-
UBCM - CRI - FIRESMART GRANT STREAM (STAFFING) 2022 GRANT	98,130	-	-	-	-	-
UBCM CEPR HEAT PREPAREDNESS CF	300,000	300,000	-	-	-	-
2023 CEPF UCBM GRANT CF	-	117,000	-	-	-	-
2023 EOC CEPF UBCM GRANT EXPENSE CF	-	112,790	-	-	-	-
2023 UBCM CRI FIRESMART GRANT CF	-	200,000	-	-	-	-
2023 CRI FIRESMART GRANT - AREA "A" CF	-	49,997	-	-	-	-
2023 CRI FIRESMART GRANT - AREA "B" CF	-	45,320	-	-	-	-
2023 CRI FIRESMART GRANT - AREA "C" CF	-	45,320	-	-	-	-
2023 CRI FIRESMART GRANT - AREA "D" CF	-	45,320	-	-	-	-
2023 CRI FIRESMART GRANT - AREA "E" CF	-	45,320	-	-	-	-
2023 CRI FIRESMART GRANT - AREA "F" CF	-	45,320	-	-	-	-
2023 CRI FIRESMART GRANT - AREA "G" CF	-	45,320	-	-	-	-
2023 CRI FIRESMART GRANT - AREA "H" CF	-	50,000	-	-	-	-
2023 CRI FIRESMART GRANT - AREA "I" CF	-	45,320	-	-	-	-
2023 E-911 GRANT	-	45,000	-	-	-	-
2024 CEPF DISASTER RISK REDUCTION GRANT	-	150,000	-	-	-	-
CONSULTANTS	4,000	4,080	4,100	4,121	4,142	4,163
AGREEMENT - REGIONAL SEARCH & RESCUE	71,500	90,000	90,450	90,902	91,357	91,814
OPERATIONAL SUPPORT ANIMAL EMERGENCY RESPONSE	10,000	15,000	15,075	15,150	15,226	15,302
REVIEW OF EMERGENCY PROGRAM	60,000	-	-	-	-	-
EDUCATION & TRAINING	25,502	25,630	25,758	25,887	26,016	26,146
EOC SUPPLIES	7,000	8,000	8,040	8,080	8,120	8,161
EQUIPMENT	5,239	5,000	5,050	5,100	5,150	5,200
EQUIPEMENT - SOFTWARE		26,000	26,100	26,200	26,300	26,400
INSURANCE - LIABILITY	3,000	3,060	3,121	3,184	3,247	-
INSURANCE - VEHICLE	900	3,000	3,015	3,030	3,045	3,060
LEGAL FEES	1,000	1,000	1,000	1,000	1,000	1,000
SUPPLIES	1,500	3,500	3,515	3,530	3,545	3,550
EOC SUPPLIES	10,000	10,000	10,050	10,100	10,151	10,202
SUPPLIES - MEALS	1,000	1,020	1,040	1,061	1,082	1,087
TRAVEL/LEASING	7,000	7,140	7,283	7,428	7,577	7,578
UTILITIES - TELEPHONE	4,020	5,500	5,528	5,556	5,584	5,612
TRANSFER TO OPERATING RESERVE	40,560	45,368	45,595	45,823	46,052	46,282
EMERGENCY SOCIAL SERVICES	15,000	15,300	15,606	15,918	16,236	16,317
<b>Total Expenses</b>	<b>\$ 1,734,135</b>	<b>\$ 2,471,134</b>	<b>\$ 817,324</b>	<b>\$ 808,826</b>	<b>\$ 825,382</b>	<b>\$ 838,480</b>



**Regional District of Okanagan-Similkameen  
2024-2028 Operational Financial Plan  
SOLID WASTE MANAGEMENT - 4300**

1899.02, 2012 - Assessment

	2023 Budget	2024 Budget	2025 Budget	2026 Budget	2027 Budget	2028 Budget
<b>\$</b>	<b>367,237</b>					
	<b>Compliant</b>	<b>Compliant</b>	<b>Compliant</b>	<b>Compliant</b>	<b>Compliant</b>	<b>Compliant</b>
<b>Revenue</b>	<b>11.36%</b>	<b>-37.59%</b>	<b>8.68%</b>	<b>2.57%</b>	<b>2.56%</b>	<b>2.59%</b>
TAX REQUISITION	280,633	175,156	190,364	195,252	200,259	205,453
TRANSFER FROM OPERATING RESERVE	7,086	245,000	-	-	-	-
PRIOR YEARS SURPLUS	250,000	245,000	-	-	-	-
<b>Total Revenue</b>	<b>\$ 537,719</b>	<b>\$ 665,156</b>	<b>\$ 190,364</b>	<b>\$ 195,252</b>	<b>\$ 200,259</b>	<b>\$ 205,453</b>
<b>Expense</b>						
SALARIES & WAGES	120,620	107,922	111,216	114,645	118,143	121,776
NEW FTE AS AUTHORIZED BY THE BOARD SALARIES & WAGES	27,008	182	188	195	201	207
ADMINISTRATION CHARGES	9,393	8,404	9,134	9,369	9,609	9,858
CONSULTANTS CF	250,000	245,000				
CONSULTANTS			30,000	30,000	30,000	30,000
CONTRACTOR - WEBSITE EXCHANGE SITE	8,120	8,120	8,404	8,698	9,003	9,318
MEMBERSHIP & DUES	3,986	4,555	4,714	4,879	5,050	5,227
FOOD COMPOSTING EDUCATION	25,000	25,000	5,000	5,000	5,000	5,000
INSURANCE - LIABILITY	773	773	800	828	857	887
LEGAL FEES	100	100	104	107	111	115
SUPPLIES	2,000	2,000	2,070	2,142	2,217	2,295
BEAR SMART EXPENSES	9,500	16,600	17,181	17,782	18,405	19,049
BEAR SMART EXPENSES	7,086	-	-	-	-	-
BEAR SMART EXPENSES	1,500	1,500	1,553	1,607	1,663	1,721
TRANSFER TO OPERATING RESERVE	72,633	245,000	-	-	-	-
<b>Total Expenses</b>	<b>\$ 537,719</b>	<b>\$ 665,156</b>	<b>\$ 190,364</b>	<b>\$ 195,252</b>	<b>\$ 200,259</b>	<b>\$ 205,453</b>



## Regional District of Okanagan-Similkameen

2024-2028 Schedule F.8

### **Individual Requisitions**

#### **Electoral Area 'A'**

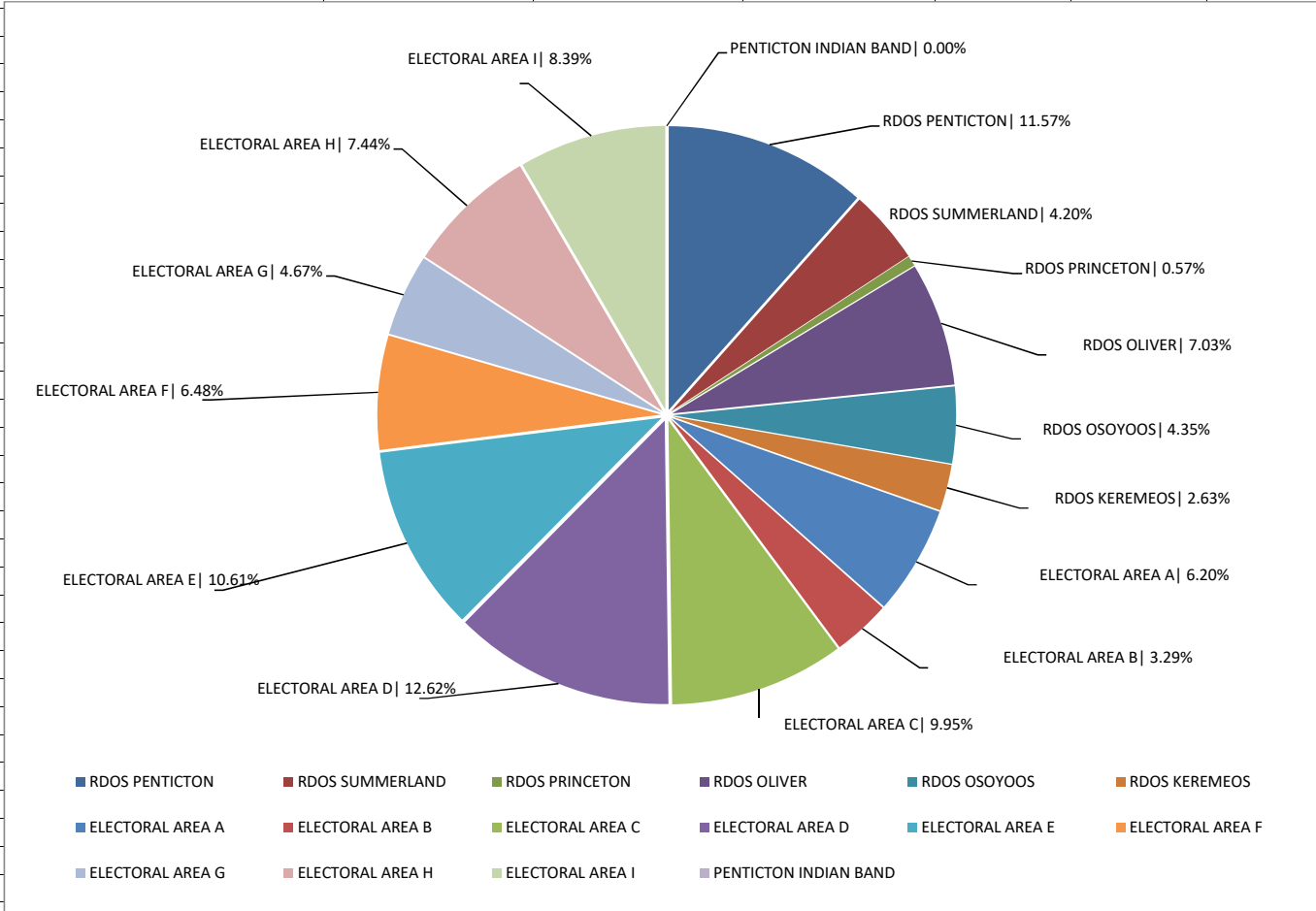
Included in this schedule:

- Summary of Tax Requisitions listing all jurisdictions
- Detail by specific jurisdictions
- Comparison of Tax Requisition by Municipality and Electoral Area
- Individual RDOS portion of tax per various property values\*
- 2024-2028 Operating budget which affect only the member Municipality / Electoral Area
- Capital projects which Electoral 'A' contributed funds (if applicable)

\*This comparison is a weighted average

**REGIONAL DISTRICT OKANAGAN-SIMILKAMEEN  
2024 TOTAL REQUISITION SUMMARY**

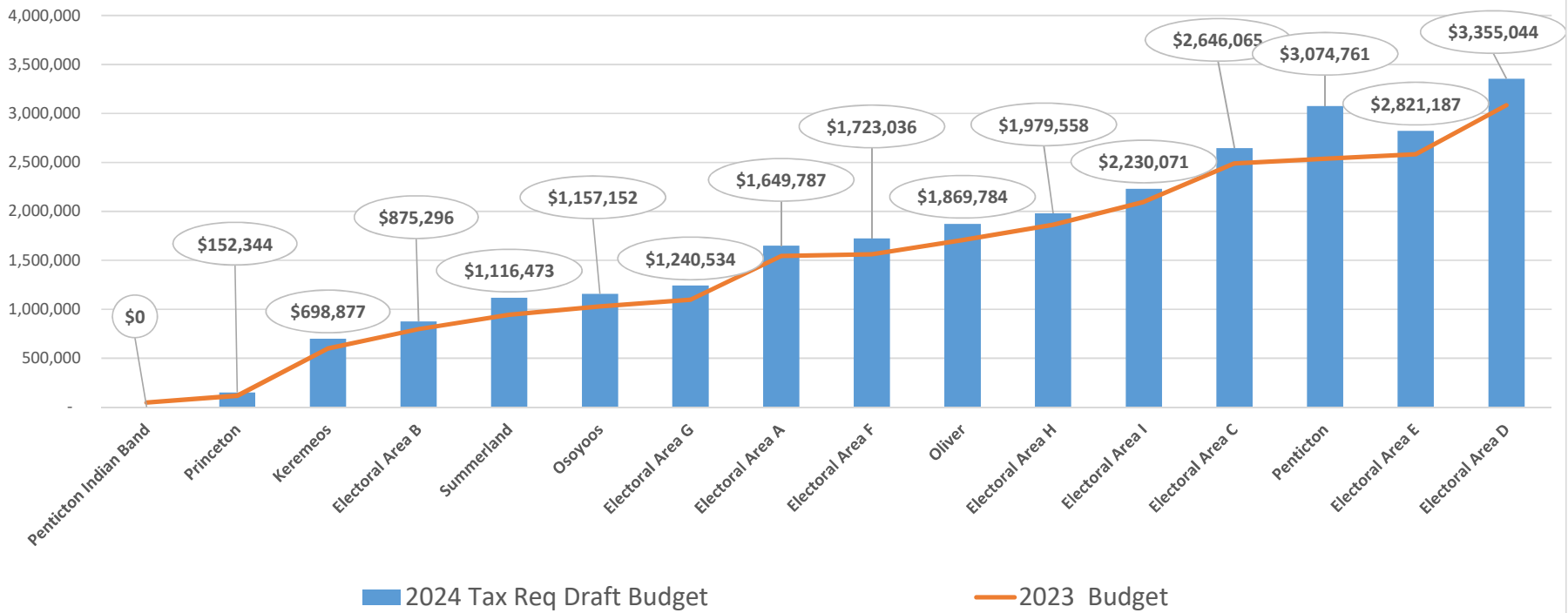
	<u>2024</u>	<u>2023</u>	<u>\$ Change</u>	<u>% Change</u>	<u>Non-Market Growth %</u>	<u>Net Change %</u>
<b>RDOS PENTICTON</b>	\$ 3,074,761	\$ 2,537,608	\$ 537,153	21.17%	1.05%	20.12%
<b>RDOS SUMMERLAND</b>	1,116,473	944,706	171,767	18.18%	1.77%	16.41%
<b>RDOS PRINCETON</b>	152,344	116,462	35,882	30.81%	0.86%	29.95%
<b>RDOS OLIVER</b>	1,869,784	1,713,954	155,830	9.09%	1.44%	7.65%
<b>RDOS OSOYOOS</b>	1,157,152	1,030,070	127,082	12.34%	1.21%	11.13%
<b>RDOS KEREMEOS</b>	698,877	601,320	97,557	16.22%	1.07%	15.15%
	<b>8,069,392</b>	<b>6,944,120</b>	<b>1,125,272</b>	<b>16.20%</b>	<b>1.24%</b>	<b>14.96%</b>
<b>PENTICTON INDIAN BAND</b>	-	46,265	(46,265)	-100.00%		
<b>ELECTORAL AREA A</b>	1,649,787	1,541,512	108,275	7.02%	2.58%	4.44%
<b>ELECTORAL AREA B</b>	875,296	793,520	81,776	10.31%	5.35%	4.96%
<b>ELECTORAL AREA C</b>	2,646,065	2,478,883	167,182	6.74%	1.60%	5.14%
<b>ELECTORAL AREA D</b>	3,355,044	3,083,591	271,453	8.80%	0.99%	7.81%
<b>ELECTORAL AREA E</b>	2,821,187	2,587,328	233,859	9.04%	3.74%	5.30%
<b>ELECTORAL AREA F</b>	1,723,036	1,560,889	162,147	10.39%	1.54%	8.85%
<b>ELECTORAL AREA G</b>	1,240,534	1,097,296	143,238	13.05%	1.41%	11.64%
<b>ELECTORAL AREA H</b>	1,979,558	1,861,140	118,418	6.36%	2.10%	4.26%
<b>ELECTORAL AREA I</b>	2,230,071	2,097,712	132,359	6.31%	1.30%	5.01%
	<b>18,520,578</b>	<b>17,101,871</b>	<b>1,418,707</b>	<b>8.30%</b>	<b>2.04%</b>	<b>6.26%</b>
<b>TOTAL TAX REQUISITION FOR ALL BUDGETS</b>	<b>\$ 26,589,969</b>	<b>\$ 24,092,256</b>	<b>\$ 2,497,713</b>	<b>10.37%</b>	<b>1.49%</b>	<b>8.88%</b>



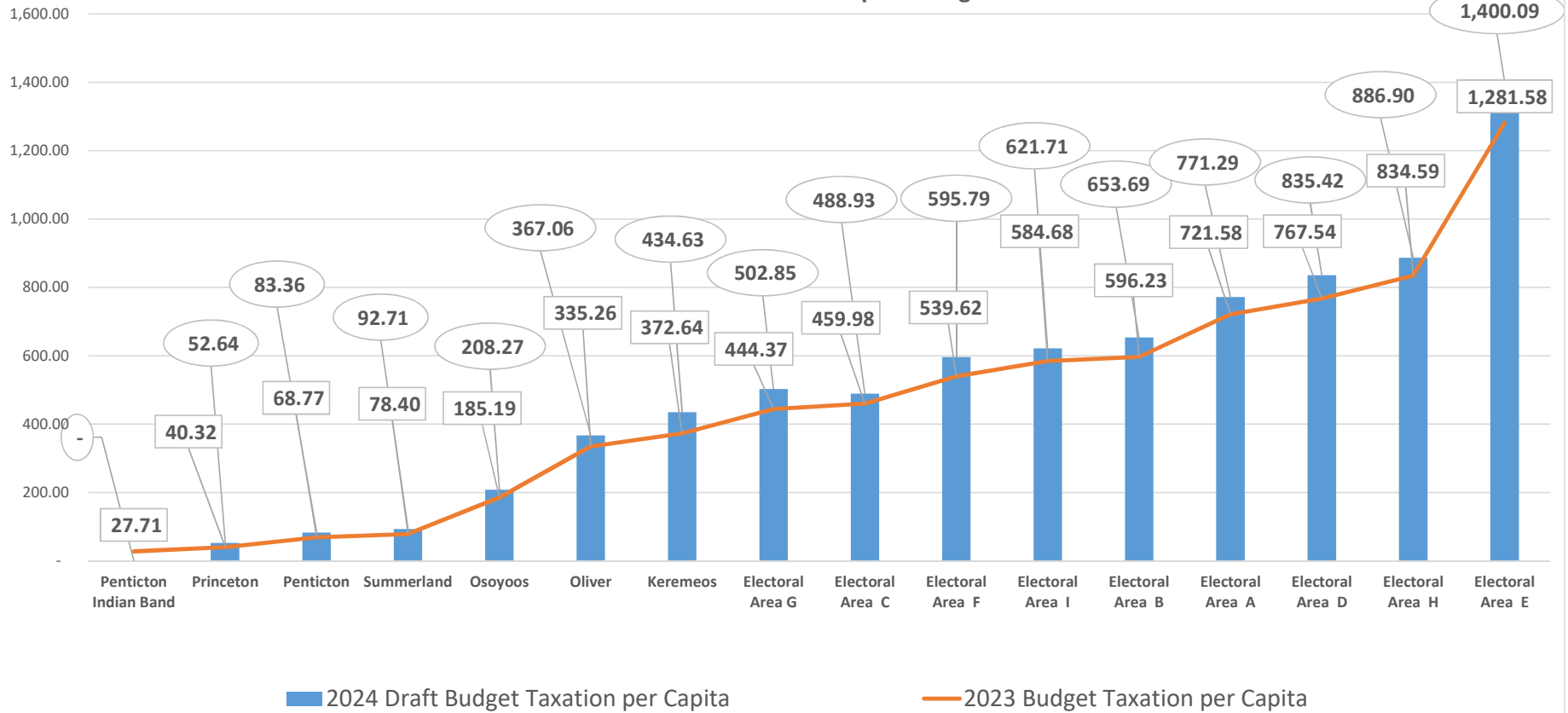
- RDOS PENTICTON
- RDOS SUMMERLAND
- RDOS PRINCETON
- RDOS OLIVER
- RDOS OSOYOOS
- RDOS KEREMEOS
- ELECTORAL AREA A
- ELECTORAL AREA B
- ELECTORAL AREA C
- ELECTORAL AREA D
- ELECTORAL AREA E
- ELECTORAL AREA F
- ELECTORAL AREA G
- ELECTORAL AREA H
- ELECTORAL AREA I
- PENTICTON INDIAN BAND



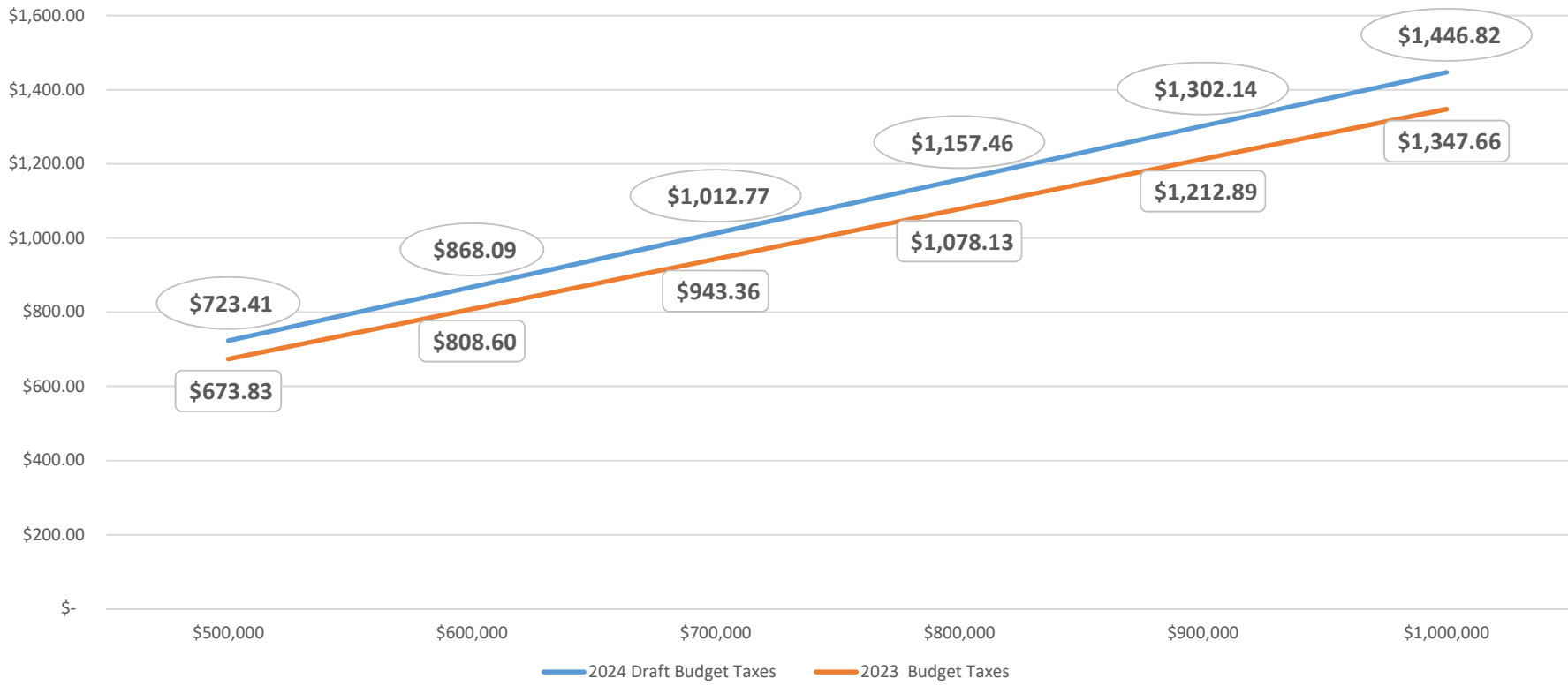
### RDOS 2024 Tax Requisition as at First Reading - Comparison to 2023 Requisition by Member Municipality and Electoral - At Adoption



**RDOS 2024 Taxation Per Capita Comparison as at First Reading - Comparison to 2023 by Member Municipality and Electoral Area - Adopted Budget**



**RDOS 2024 Tax Requisition at First Reading - Comparison for Various Property Values -  
Electoral Area "A" at Adoption**





**Regional District of Okanagan-Similkameen  
2024-2028 Operational Financial Plan  
GENERAL GOVERNMENT - 0100**

SLP, 1966 - No Tax Limit

		2023 Budget	2024 Budget	2025 Budget	2026 Budget	2027 Budget	2028 Budget
<b>No Tax Limit</b>		<b>No Tax Limit</b>	<b>No Tax Limit</b>	<b>No Tax Limit</b>	<b>No Tax Limit</b>	<b>No Tax Limit</b>	<b>No Tax Limit</b>
<b>Revenue</b>		<b>7.05%</b>	<b>36.51%</b>	<b>9.93%</b>	<b>3.21%</b>	<b>2.85%</b>	<b>2.85%</b>
TAX REQUISITION		1,612,212	2,200,765	2,419,219	2,496,980	2,568,023	2,641,328
GRANT IN LIEU OF TAXES		5,101	5,101	5,101	5,101	5,101	5,101
RECOVERIES - FOI			400	400	400	400	400
INTEREST INCOME		128,533	-	-	-	-	-
TRANSFER FROM OPERATIONAL RESERVE		57,000	80,000	80,000	80,000	80,000	80,000
MISCELLANEOUS REVENUE		10,201	5,000	5,000	5,000	5,000	5,000
PRIOR YEARS SURPLUS		349,206	-	-	-	-	-
<b>Total Revenue</b>		<b>\$ 2,162,253</b>	<b>\$ 2,291,266</b>	<b>\$ 2,509,720</b>	<b>\$ 2,587,481</b>	<b>\$ 2,658,524</b>	<b>\$ 2,731,829</b>
<b>Expense</b>							
SALARIES & WAGES		1,031,527	1,156,722	1,194,003	1,232,557	1,272,320	1,313,491
NEW FTE AS AUTHORIZED BY THE BOARD SALARIES & WAGES		29,722	256,687	412,739	421,252	429,942	438,820
SALARIES & WAGES - CRIME STOPPERS		92,000	92,500	92,500	92,500	92,500	92,500
HONORARIUMS - DIRECTORS		377,235	416,000	426,060	437,060	447,987	459,186
HONORARIUMS - CHAIRMAN		42,768	44,710	46,275	47,894	49,571	51,306
HONORARIUMS - VICE CHAIRMAN		7,993	8,177	8,463	8,759	9,065	9,383
<b>ADMINISTRATION CHARGE</b>		<b>99,666</b>	<b>133,732</b>	<b>146,987</b>	<b>151,015</b>	<b>155,226</b>	<b>159,570</b>
EDUCATION & TRAINING			1,200	1,242	1,285	1,330	1,377
INSURANCE - PROPERTY		4,467	6,500	6,728	6,963	7,207	7,459
INSURANCE - LIABILITY		31,181	42,000	43,470	44,991	46,566	48,196
SUPPLIES - BOARD DINNERS		25,000	27,000	27,945	28,923	29,935	30,983
ASSET MANAGEMENT SOFTWARE			33,238	34,568	34,568	35,951	37,389
TRAVEL - STAFF		10,302	12,000	12,360	12,731	13,113	13,506
TRAVEL - UBCM & OMMA CONVENTION			-	-	-	-	-
TRAVEL - BOARD		15,453	16,000	16,480	16,974	17,484	18,008
BOARD STAFF RECOGNITION			10,000	10,300	10,609	10,927	11,255
INTERNAL DEBT PRINCIPAL & INTEREST (SYR RESERVE BORROWING)			9,800	19,600	29,400	29,400	29,400
TRANSFER FROM OPERATIONAL RESERVE		349,206	-	-	-	-	-
TRANSFER TO DEPOSIT ACCOUNT		10,302	10,000	10,000	10,000	10,000	10,000
REGIONAL GRANT IN AID - Ha Ha Ha Kidz Fest		5,000	-	-	-	-	-
REGIONAL GRANT IN AID - Okanagan Similkameen Conservation Alliance		3,500	-	-	-	-	-
REGIONAL GRANT IN AID - South Okanagan Immigrant and Community Services		3,500	-	-	-	-	-
REGIONAL GRANT IN AID - Community Wellness Circle							
REGIONAL GRANT IN AID - Peach City Community Radio Society		5,250	-	-	-	-	-
REGIONAL GRANT IN AID - DB Foundation for Health Research			5,000	-	-	-	-
CARBON MITIGATION EXPENSE		6,181	-	-	-	-	-
SAFETY TRACKING - VEHICLES		12,000	-	-	-	-	-
<b>Total Expenses</b>		<b>\$ 2,162,253</b>	<b>\$ 2,291,266</b>	<b>\$ 2,509,720</b>	<b>\$ 2,587,481</b>	<b>\$ 2,658,524</b>	<b>\$ 2,731,829</b>



**Regional District of Okanagan-Similkameen**  
**2024-2028 Operational Financial Plan**  
**INVASIVE SPECIES (formerly noxious weeds) - 0200**

BL 2065.02, 2021 - Maximum Levy

		2023 Budget	2024 Budget	2025 Budget	2026 Budget	2027 Budget	2028 Budget
\$		68,750					
	<b>Revenue</b>						
		<b>REVIEW SOON</b>	<b>REVIEW REQUIRED</b>	<b>REVIEW REQUIRED</b>	<b>REVIEW REQUIRED</b>	<b>REVIEW REQUIRED</b>	<b>REVIEW REQUIRED</b>
		4.87%	34.96%	3.42%	3.43%	3.42%	3.42%
TAX REQUISITION		66,360	89,562	92,622	95,797	99,073	102,465
GRANT IN LIEU OF TAXES		93	96	100	103	107	110
TRANSFER FROM OPERATIONAL RESERVES		22,003	-	-	-	-	-
PROVINCIAL GRANTS		12,000	12,420	12,855	13,305	13,770	14,252
<b>Total Revenue</b>		<b>\$ 100,456</b>	<b>\$ 102,078</b>	<b>\$ 105,577</b>	<b>\$ 109,205</b>	<b>\$ 112,950</b>	<b>\$ 116,827</b>
	<b>Expense</b>						
SALARIES & WAGES		12,117	13,490	13,892	14,312	14,739	15,182
SALARIES & WAGES		-	-	-	-	-	-
<b>ADMINISTRATION CHARGE</b>		<b>3,339</b>	<b>3,718</b>	<b>3,845</b>	<b>3,978</b>	<b>4,114</b>	<b>4,255</b>
CONSULTANTS		50,000	51,750	53,561	55,436	57,376	59,384
CONSULTANTS - ABATEMENT PROGRAM		32,000	33,120	34,279	35,479	36,721	38,006
TRANSFER TO OPERATING RESERVE		3,000	-	-	-	-	-
<b>Total Expenses</b>		<b>\$ 100,456</b>	<b>\$ 102,078</b>	<b>\$ 105,577</b>	<b>\$ 109,205</b>	<b>\$ 112,950</b>	<b>\$ 116,827</b>



**Regional District of Okanagan-Similkameen  
2024-2028 Operational Financial Plan  
ELECTORAL AREA ADMINISTRATION - 0300**

SLP, 1966 - No Tax Limit

		2023 Budget	2024 Budget	2025 Budget	2026 Budget	2027 Budget	2028 Budget
<b>No Tax Limit</b>		<b>No Tax Limit</b>	<b>No Tax Limit</b>	<b>No Tax Limit</b>	<b>No Tax Limit</b>	<b>No Tax Limit</b>	<b>No Tax Limit</b>
<b>Revenue</b>		<b>16.41%</b>	<b>-2.41%</b>	<b>3.37%</b>	<b>3.39%</b>	<b>3.38%</b>	<b>3.38%</b>
TAX REQUISITION - ALL AREAS		2,667,222	2,602,949	2,690,603	2,781,939	2,875,877	2,973,078
GRANT IN LIEU OF TAXES		5,100	5,100	5,100	5,100	5,100	5,100
GRANTS		-	-	-	-	-	-
SEARCH FEES		-	5,000	5,100	5,202	5,306	5,412
TRANSFER FROM OPERATIONAL RESERVES		-	-	-	-	-	-
TRANSFER FROM RURAL AREA FEASIBILITY FUND		150,000	50,000	-	-	-	-
PROVINCIAL GRANTS		168,300	165,000	165,000	165,000	165,000	165,000
MISCELLANEOUS REVENUE		80,000	150,000	-	-	-	-
RECOVERABLE HERITAGE HILLS SEWER		-	20,000	-	-	-	-
RECOVERABLE HERITAGE HILLS WATER		-	20,000	-	-	-	-
HR SERVICES REVENUE		-	-	-	-	-	-
PRIOR YEARS SURPLUS		14,454	-	-	-	-	-
<b>Total Revenue</b>		<b>\$ 3,085,076</b>	<b>\$ 3,018,049</b>	<b>\$ 2,865,803</b>	<b>\$ 2,957,241</b>	<b>\$ 3,051,283</b>	<b>\$ 3,148,590</b>
<b>Expense</b>							
SALARIES & WAGES		2,351,382	2,513,167	2,594,408	2,678,319	2,764,827	2,854,354
NEW FTE AS AUTHORIZED BY THE BOARD SALARIES & WAGES		171,817	(178,157)	(161,837)	(166,920)	(172,366)	(177,981)
HONORARIUMS - DIRECTORS		181,000	186,430	192,023	197,784	203,717	209,829
ADMINISTRATION CHARGES		171,123	175,609	169,549	174,968	180,542	186,309
MEMBERSHIP & DUES		19,000	22,000	22,660	23,340	24,040	24,761
SPECIAL PROJECTS - AREA D - SKAHA ESTATES		-	200,000	-	-	-	-
SPECIAL PROJECTS - ELECTIONS		-	25,000	25,000	25,750	26,523	27,318
HERITAGE HILLS SEWER STUDY CF		150,000	50,000	-	-	-	-
VEHICLE DEPRECIATION		5,000	5,000	5,000	5,000	5,000	5,000
EQUIPMENT		7,000	7,000	7,000	7,000	7,000	7,000
LEGAL FEES		2,500	2,500	2,500	2,500	2,500	2,500
SUPPLIES		300	-	-	-	-	-
UTILITIES - TELEPHONE		10,000	6,000	6,000	6,000	6,000	6,000
TRANSFER TO OPERATIONAL RESERVE		14,454	-	-	-	-	-
CONTINGENCY		1,500	1,500	1,500	1,500	1,500	1,500
OTHER EXPENSES - MISCELLANEOUS		-	2,000	2,000	2,000	2,000	2,000
<b>Total Expenses</b>		<b>\$ 3,085,076</b>	<b>\$ 3,018,049</b>	<b>\$ 2,865,803</b>	<b>\$ 2,957,241</b>	<b>\$ 3,051,283</b>	<b>\$ 3,148,590</b>



**Regional District of Okanagan-Similkameen  
2024-2028 Operational Financial Plan  
911 EMERGENCY CALL SYSTEM - 0400**

**BI 1095 & 1096 - No Tax Limit**

		2023 Budget	2024 Budget	2025 Budget	2026 Budget	2027 Budget	2028 Budget
<b>No Tax Limit</b>		<b>No Tax Limit</b>	<b>No Tax Limit</b>	<b>No Tax Limit</b>	<b>No Tax Limit</b>	<b>No Tax Limit</b>	<b>No Tax Limit</b>
	<b>Revenue</b>	<b>10.27%</b>	<b>19.71%</b>	<b>2.74%</b>	<b>2.75%</b>	<b>2.77%</b>	<b>-9.81%</b>
	TAX REQUISITION	1,089,450	1,304,207	1,340,007	1,376,887	1,414,981	1,276,188
	GRANT IN LIEU OF TAXES	1,880	1,899	1,918	2,000	2,050	2,100
	PRIOR YEARS SURPLUS	21,550	17,466	-	-	-	-
	<b>Total Revenue</b>	<b>\$ 1,112,880</b>	<b>\$ 1,323,572</b>	<b>\$ 1,341,925</b>	<b>\$ 1,378,887</b>	<b>\$ 1,417,031</b>	<b>\$ 1,278,288</b>
	<b>Expense</b>						
	SALARIES & WAGES	105,466	107,629	111,257	115,002	118,876	122,887
	SALARIES & WAGES		18,772	19,341	19,928	20,526	21,142
	ADMINISTRATION CHARGES	31,343	37,439	38,627	39,853	41,118	42,424
	SITE & RADIO MAINTENANCE - ANNUAL CONTRACTS	25,486	25,613	26,433	27,279	28,152	29,053
	UNSCHEDULED MTNCE - FIREHALLS	10,483	15,000	15,480	15,975	16,486	17,014
	UNSCHEDULED MAINTENANCE - TOWERS	15,453	15,000	15,480	15,975	16,486	17,014
	OP - EQPT RENTAL - TRANSMITTER LEASE & M	93,873	110,000	113,520	117,153	120,902	124,771
	CONTRACTS - CENTRAL FIRE Dispatch	377,733	411,957	425,140	438,744	452,784	467,273
	CONTRACTS - OTHER RD - CORD - CENTRAL DI	195,894	199,812	206,206	212,805	219,615	226,643
	INSURANCE - PROPERTY	9,710	9,904	9,954	10,004	10,054	10,104
	INSURANCE - LIABILITY	5,500	5,638	5,666	5,694	5,722	5,751
	LEGAL FEES	3,000	3,000	3,096	3,195	3,297	3,403
	UHF AND VHF RADIO LICENSES	15,724	18,000	18,576	19,170	19,783	20,416
	UTILITIES - TELEPHONE	24,992	25,117	25,921	26,750	27,606	28,489
	DEBT INTEREST (Bylaw 2780/2623)	47,256	47,256	47,256	47,256	47,256	-
	DEBT PRINCIPAL (Bylaw 2780/2623)	130,864	130,864	130,864	130,864	130,864	-
	TRANSFER TO RESERVE CAPITAL	5,000	75,000	77,400	79,877	82,433	85,071
	TRANSFER TO RESERVES RE INTEREST	103	105	108	111	115	119
	TRANSFER TO OPERATING RESERVE	5,000	42,466	25,800	26,626	27,478	28,357
	CONTINGENCY	10,000	25,000	25,800	26,626	27,478	28,357
	<b>Total Expenses</b>	<b>\$ 1,112,880</b>	<b>\$ 1,323,572</b>	<b>\$ 1,341,925</b>	<b>\$ 1,378,887</b>	<b>\$ 1,417,031</b>	<b>\$ 1,278,288</b>





**Regional District of Okanagan-Similkameen  
2024-2028 Operational Financial Plan  
EMERGENCY PLANNING - 0410**

BL 2322, 2004 - No Tax Limit

	2023 Budget	2024 Budget	2025 Budget	2026 Budget	2027 Budget	2028 Budget
<b>No Tax Limit</b>	<b>No Tax Limit</b>	<b>No Tax Limit</b>	<b>No Tax Limit</b>	<b>No Tax Limit</b>	<b>No Tax Limit</b>	<b>No Tax Limit</b>
<b>Revenue</b>	<b>0.40%</b>	<b>114.64%</b>	<b>3.71%</b>	<b>-1.04%</b>	<b>2.05%</b>	<b>1.59%</b>
TAX REQUISITION	366,922	787,555	816,763	808,256	824,807	837,880
GRANT IN LIEU OF TAXES	550	555	561	570	575	600
TRANSFER FROM OPERATING RESERVE	60,000	-	-	-	-	-
PROVINCIAL GRANTS (Carry Forward)	1,266,103	1,583,024	-	-	-	-
PROV GRANTS - UBCM CRI	-	100,000	-	-	-	-
PRIOR YEARS SURPLUS	40,560	-	-	-	-	-
<b>Total Revenue</b>	<b>\$ 1,734,135</b>	<b>\$ 2,471,134</b>	<b>\$ 817,324</b>	<b>\$ 808,826</b>	<b>\$ 825,382</b>	<b>\$ 838,480</b>
<b>Expense</b>						
SALARIES & WAGES	136,154	178,576	184,291	190,195	196,285	202,585
SALARIES & WAGES		235,802	299,734	283,784	291,480	299,387
HONORARIUMS	7,085	7,120	7,156	7,192	7,228	7,264
ADMINISTRATION CHARGES	56,237	79,409	37,029	36,610	37,394	38,011
IT SUPPORT COSTS	3,500	3,605	3,713	3,825	3,939	4,057
FLOOD HAZARD RIKS ASSESSMENT - CF	-	100,000	-	-	-	-
UBCM CEPF - EMERGENCY SUPPORT SERVICES GRANT CF	89,750	-	-	-	-	-
UBCM CRI - FIRESMART GRANT STREAM 1 (OPERATIONS CF	355,038	-	-	-	-	-
FIRESMART GRANT STREAM 1 (OPERATIONS)	-	240,997	-	-	-	-
EOC SANDBAG OPERATIONS	15,000	15,000	15,075	15,150	15,226	15,302
UBCM - CRI - FIRESMART GRANT STREAM (STAFFING) 2022 GRANT	406,020	-	-	-	-	-
UBCM - CRI - FIRESMART GRANT STREAM (STAFFING) 2022 GRANT	98,130	-	-	-	-	-
UBCM CEPR HEAT PREPAREDNESS CF	300,000	300,000	-	-	-	-
2023 CEPF UCBM GRANT CF	-	117,000	-	-	-	-
2023 EOC CEPF UBCM GRANT EXPENSE CF	-	112,790	-	-	-	-
2023 UBCM CRI FIRESMART GRANT CF	-	200,000	-	-	-	-
2023 CRI FIRESMART GRANT - AREA "A" CF	-	49,997	-	-	-	-
2023 CRI FIRESMART GRANT - AREA "B" CF	-	45,320	-	-	-	-
2023 CRI FIRESMART GRANT - AREA "C" CF	-	45,320	-	-	-	-
2023 CRI FIRESMART GRANT - AREA "D" CF	-	45,320	-	-	-	-
2023 CRI FIRESMART GRANT - AREA "E" CF	-	45,320	-	-	-	-
2023 CRI FIRESMART GRANT - AREA "F" CF	-	45,320	-	-	-	-
2023 CRI FIRESMART GRANT - AREA "G" CF	-	45,320	-	-	-	-
2023 CRI FIRESMART GRANT - AREA "H" CF	-	50,000	-	-	-	-
2023 CRI FIRESMART GRANT - AREA "I" CF	-	45,320	-	-	-	-
2023 E-911 GRANT	-	45,000	-	-	-	-
2024 CEPF DISASTER RISK REDUCTION GRANT	-	150,000	-	-	-	-
CONSULTANTS	4,000	4,080	4,100	4,121	4,142	4,163
AGREEMENT - REGIONAL SEARCH & RESCUE	71,500	90,000	90,450	90,902	91,357	91,814
OPERATIONAL SUPPORT ANIMAL EMERGENCY RESPONSE	10,000	15,000	15,075	15,150	15,226	15,302
REVIEW OF EMERGENCY PROGRAM	60,000	-	-	-	-	-
EDUCATION & TRAINING	25,502	25,630	25,758	25,887	26,016	26,146
EOC SUPPLIES	7,000	8,000	8,040	8,080	8,120	8,161
EQUIPMENT	5,239	5,000	5,050	5,100	5,150	5,200
EQUIPEMENT - SOFTWARE		26,000	26,100	26,200	26,300	26,400
INSURANCE - LIABILITY	3,000	3,060	3,121	3,184	3,247	-
INSURANCE - VEHICLE	900	3,000	3,015	3,030	3,045	3,060
LEGAL FEES	1,000	1,000	1,000	1,000	1,000	1,000
SUPPLIES	1,500	3,500	3,515	3,530	3,545	3,550
EOC SUPPLIES	10,000	10,000	10,050	10,100	10,151	10,202
SUPPLIES - MEALS	1,000	1,020	1,040	1,061	1,082	1,087
TRAVEL/LEASING	7,000	7,140	7,283	7,428	7,577	7,578
UTILITIES - TELEPHONE	4,020	5,500	5,528	5,556	5,584	5,612
TRANSFER TO OPERATING RESERVE	40,560	45,368	45,595	45,823	46,052	46,282
EMERGENCY SOCIAL SERVICES	15,000	15,300	15,606	15,918	16,236	16,317
<b>Total Expenses</b>	<b>\$ 1,734,135</b>	<b>\$ 2,471,134</b>	<b>\$ 817,324</b>	<b>\$ 808,826</b>	<b>\$ 825,382</b>	<b>\$ 838,480</b>



**Regional District of Okanagan-Similkameen  
2024-2028 Operational Financial Plan  
BUILDING INSPECTION - 2500**

2132, 2002 - No Tax Limit

		2023 Budget	2024 Budget	2025 Budget	2026 Budget	2027 Budget	2028 Budget
<b>No Tax Limit</b>		<b>No Tax Limit</b>	<b>No Tax Limit</b>	<b>No Tax Limit</b>	<b>No Tax Limit</b>	<b>No Tax Limit</b>	<b>No Tax Limit</b>
	<b>Revenue</b>	<b>1.74%</b>	<b>5.61%</b>	<b>5.40%</b>	<b>4.59%</b>	<b>4.69%</b>	<b>3.66%</b>
TAX REQUISITION		332,410	351,044	369,987	386,961	405,106	419,927
GRANT IN LIEU OF TAXES		1,836	1,855	1,873	1,901	1,939	-
FEE FOR SERVICE		30,603	30,909	31,218	31,686	32,320	33,000
ENFORCEMENT FEES		2,550	4,000	4,200	4,400	4,600	4,800
BUILDING PERMITS		743,389	758,000	770,000	785,000	800,000	820,000
TRANSFER FROM OPERATIONAL RESERVE		35,000	-	-	-	-	-
MISCELLANEOUS REVENUE		13,591	10,000	11,000	12,000	13,000	14,000
PRIOR YEARS SURPLUS		289,036	-	-	-	-	-
<b>Total Revenue</b>		<b>\$ 1,448,415</b>	<b>\$ 1,155,808</b>	<b>\$ 1,188,278</b>	<b>\$ 1,221,948</b>	<b>\$ 1,256,965</b>	<b>\$ 1,291,727</b>
	<b>Expense</b>						
SALARIES & WAGES		859,661	895,952	922,365	949,580	977,542	1,006,438
SALARIES & WAGES			1,449	1,500	1,552	1,599	1,647
ADMINISTRATION CHARGES		62,450	67,274	69,185	71,162	73,218	75,252
OPERATIONS - FACILITIES RENTALS		6,181	7,000	7,500	8,000	8,500	9,000
CONTRACTS		20,000	-	-	-	-	-
EDUCATION & TRAINING		12,363	10,000	10,100	10,200	10,300	10,400
DEPRECIATION		15,453	15,685	15,920	16,238	16,563	17,000
EQUIPMENT		21,452	15,000	15,500	16,000	16,500	17,000
INSURANCE - LIABILITY		46,008	46,698	47,398	48,346	49,313	50,000
LEGAL FEES		30,907	31,000	32,000	33,000	33,500	34,000
SUPPLIES		5,151	5,250	5,300	5,350	5,400	5,450
ADVERTISING		2,060	2,000	2,010	2,020	2,030	2,040
TRAVEL/LEASING		36,058	37,000	37,500	38,000	39,500	40,000
UTILITIES - TELEPHONE		11,332	11,500	12,000	12,500	13,000	13,500
TRANSFER TO OPERATIONAL RESERVE		314,188	5,000	5,000	5,000	5,000	5,000
OTHER EXPENSES		5,151	5,000	5,000	5,000	5,000	5,000
<b>Total Expenses</b>		<b>\$ 1,448,415</b>	<b>\$ 1,155,808</b>	<b>\$ 1,188,278</b>	<b>\$ 1,221,948</b>	<b>\$ 1,256,965</b>	<b>\$ 1,291,727</b>



**Regional District of Okanagan-Similkameen  
2024-2028 Operational Financial Plan  
DEVELOPMENT INFRASTRUCTURE - 4200**

LGA Part 26 - No Tax Limit

		2023 Budget	2024 Budget	2025 Budget	2026 Budget	2027 Budget	2028 Budget
<b>No Tax Limit</b>		<b>No Tax Limit</b>	<b>No Tax Limit</b>	<b>No Tax Limit</b>	<b>No Tax Limit</b>	<b>No Tax Limit</b>	<b>No Tax Limit</b>
	<b>Revenue</b>	<b>-65.19%</b>	<b>123.76%</b>	<b>15.68%</b>	<b>3.38%</b>	<b>3.38%</b>	<b>2.58%</b>
TAX REQUISITION		48,224	107,905	124,828	129,053	133,413	136,858
SUBDIVISION SERVICING FEES		12,000	12,000	12,240	12,485	12,735	12,990
SUBDIVISION SERVICING FEES		10,000	12,500	12,750	13,005	13,265	13,530
DEVELOPER FUNDED WATER MODEL		6,000	9,000	9,315	9,641	9,978	10,327
ENGINEERING REVIEW FEES		15,000	25,000	25,875	26,781	27,718	28,688
RECOVERIES FROM PLANNING REFERRALS		20,000	20,000	20,000	20,000	20,000	20,000
TRANSFER FROM OPERATING RESERVE		10,000	23,000	23,690	24,401	25,133	25,887
<b>Total Revenue</b>		<b>\$ 121,224</b>	<b>\$ 209,405</b>	<b>\$ 228,698</b>	<b>\$ 235,366</b>	<b>\$ 242,242</b>	<b>\$ 248,280</b>
	<b>Expense</b>						
SALARIES & WAGES		89,813	102,904	106,375	109,967	113,680	117,518
NEW FTE AS AUTHORIZED BY THE BOARD SALARIES & WAGES		-	55,773	70,031	72,133	74,297	76,526
<b>ADMINISTRATION CHARGES</b>		<b>5,249</b>	<b>9,328</b>	<b>10,254</b>	<b>10,574</b>	<b>10,903</b>	<b>11,193</b>
CONSULTANTS		6,000	6,000	6,180	6,365	6,556	6,753
EDUCATION & TRAINING		500	750	765	780	796	812
DEVELOPER FUNDED INFRASTRUCTURE		10,000	12,500	12,750	13,005	13,265	13,530
INSURANCE - LIABILITY		912	930	949	968	987	-
LEGAL FEES		2,500	5,000	5,150	5,305	5,464	5,628
SUPPLIES		250	200	204	208	212	216
TRAVEL/LEASING		1,000	1,020	1,040	1,061	1,082	1,104
TRANSFER TO OPERATING RESERVE		5,000	15,000	15,000	15,000	15,000	15,000
<b>Total Expenses</b>		<b>\$ 121,224</b>	<b>\$ 209,405</b>	<b>\$ 228,698</b>	<b>\$ 235,366</b>	<b>\$ 242,242</b>	<b>\$ 248,280</b>



**Regional District of Okanagan-Similkameen  
2024-2028 Operational Financial Plan  
ILLEGAL DUMPING - 4250**

**BI 2184 - Maximum Levy**

		2023 Budget	2024 Budget	2025 Budget	2026 Budget	2027 Budget	2028 Budget
\$		<b>25,000</b>					
	<b>Revenue</b>	<b>REVIEW REQUIRED</b>	<b>REVIEW REQUIRED</b>	<b>REVIEW REQUIRED</b>	<b>REVIEW REQUIRED</b>	<b>REVIEW REQUIRED</b>	<b>REVIEW REQUIRED</b>
		0.92%	12.61%	2.40%	2.43%	2.44%	2.47%
TAX REQUISITION		35,882	40,407	41,378	42,384	43,417	44,491
PRIOR YEARS SURPLUS		4,325	-	-	-	-	-
<b>Total Revenue</b>		<b>\$ 40,207</b>	<b>\$ 40,407</b>	<b>\$ 41,378</b>	<b>\$ 42,384</b>	<b>\$ 43,417</b>	<b>\$ 44,491</b>
	<b>Expense</b>						
SALARIES & WAGES		16,456	19,300	19,886	20,493	21,115	21,762
SALARIES & WAGES			186	192	199	205	211
ADMINISTRATION CHARGES		932	1,108	1,143	1,180	1,217	1,256
CONTRACT SERVICES		3,000	3,000	3,105	3,214	3,326	3,443
CONTRACT SERVICES - TIPPING FEES		5,500	5,500	5,693	5,892	6,098	6,312
INSURANCE - LIABILITY		152	152	157	163	169	174
ADVERTISING - PUBLIC EDUCATION		761	761	788	815	844	874
TRAVEL/LEASING		406	400	414	428	443	459
TRANSFER TO OPERATING RESERVE		13,000	10,000	10,000	10,000	10,000	10,000
<b>Total Expenses</b>		<b>\$ 40,207</b>	<b>\$ 40,407</b>	<b>\$ 41,378</b>	<b>\$ 42,384</b>	<b>\$ 43,417</b>	<b>\$ 44,491</b>



**Regional District of Okanagan-Similkameen  
2024-2028 Operational Financial Plan  
SOLID WASTE MANAGEMENT - 4300**

1899.02, 2012 - Assessment

	2023 Budget	2024 Budget	2025 Budget	2026 Budget	2027 Budget	2028 Budget
<b>\$</b>	<b>367,237</b>					
<b>Revenue</b>	<b>Compliant</b>	<b>Compliant</b>	<b>Compliant</b>	<b>Compliant</b>	<b>Compliant</b>	<b>Compliant</b>
	11.36%	-37.59%	8.68%	2.57%	2.56%	2.59%
TAX REQUISITION	280,633	175,156	190,364	195,252	200,259	205,453
TRANSFER FROM OPERATING RESERVE	7,086	245,000	-	-	-	-
PRIOR YEARS SURPLUS	250,000	245,000	-	-	-	-
<b>Total Revenue</b>	<b>\$ 537,719</b>	<b>\$ 665,156</b>	<b>\$ 190,364</b>	<b>\$ 195,252</b>	<b>\$ 200,259</b>	<b>\$ 205,453</b>
<b>Expense</b>						
SALARIES & WAGES	120,620	107,922	111,216	114,645	118,143	121,776
NEW FTE AS AUTHORIZED BY THE BOARD SALARIES & WAGES	27,008	182	188	195	201	207
ADMINISTRATION CHARGES	9,393	8,404	9,134	9,369	9,609	9,858
CONSULTANTS CF	250,000	245,000				
CONSULTANTS			30,000	30,000	30,000	30,000
CONTRACTOR - WEBSITE EXCHANGE SITE	8,120	8,120	8,404	8,698	9,003	9,318
MEMBERSHIP & DUES	3,986	4,555	4,714	4,879	5,050	5,227
FOOD COMPOSTING EDUCATION	25,000	25,000	5,000	5,000	5,000	5,000
INSURANCE - LIABILITY	773	773	800	828	857	887
LEGAL FEES	100	100	104	107	111	115
SUPPLIES	2,000	2,000	2,070	2,142	2,217	2,295
BEAR SMART EXPENSES	9,500	16,600	17,181	17,782	18,405	19,049
BEAR SMART EXPENSES	7,086	-	-	-	-	-
BEAR SMART EXPENSES	1,500	1,500	1,553	1,607	1,663	1,721
TRANSFER TO OPERATING RESERVE	72,633	245,000	-	-	-	-
<b>Total Expenses</b>	<b>\$ 537,719</b>	<b>\$ 665,156</b>	<b>\$ 190,364</b>	<b>\$ 195,252</b>	<b>\$ 200,259</b>	<b>\$ 205,453</b>



**Regional District of Okanagan-Similkameen  
2024-2028 Operational Financial Plan  
ELECTORAL AREA PLANNING - 5000**

**LGA Part 26 - No Tax Limit**

		2023 Budget	2024 Budget	2025 Budget	2026 Budget	2027 Budget	2028 Budget
<b>No Tax Limit</b>							
	<b>Revenue</b>	<b>No Tax Limit</b>	<b>No Tax Limit</b>	<b>No Tax Limit</b>	<b>No Tax Limit</b>	<b>No Tax Limit</b>	<b>No Tax Limit</b>
		15.67%	10.67%	4.73%	2.64%	2.59%	8.36%
TAX REQUISITION		1,322,564	1,463,656	1,532,911	1,573,343	1,614,055	1,748,959
DEVELOPMENT APPLICATION FEES		100,000	105,000	110,000	115,000	120,000	120,000
TRANSFER FROM OPERATING RESERVE		30,000	70,000	-	-	-	-
PRIOR YEARS SURPLUS		-	70,000	-	-	-	-
<b>Total Revenue</b>		<b>\$ 1,452,564</b>	<b>\$ 1,708,656</b>	<b>\$ 1,642,911</b>	<b>\$ 1,688,343</b>	<b>\$ 1,734,055</b>	<b>\$ 1,868,959</b>
	<b>Expense</b>						
SALARIES & WAGES		836,962	909,960	937,416	965,695	994,852	1,024,939
NEW FTE AS AUTHORIZED BY THE BOARD SALARIES & WAGES		23,529	68,018	98,319	100,372	102,436	104,544
BOARD OF VARIANCE		769	788	808	828	900	-
APC EXPENSES		1,538	1,576	1,615	1,655	2,000	2,000
<b>ADMINISTRATION CHARGES</b>		<b>76,680</b>	<b>89,393</b>	<b>93,704</b>	<b>96,305</b>	<b>98,978</b>	<b>106,914</b>
BYLAW ENFORCEMENT ALLOCATION		166,254	182,273	188,653	195,256	202,089	209,163
CONSULTANTS		100,000	100,000	100,000	100,000	100,000	100,000
<b>CONSULTANTS CF</b>		<b>-</b>	<b>70,000</b>	<b>-</b>	<b>-</b>	<b>-</b>	<b>-</b>
PLANNING REFERRALS TO SUBDIVISION SERVICING		20,000	20,000	20,000	20,000	20,000	20,000
CONTRACT SERVICES		35,000	-	-	-	-	-
EDUCATION & TRAINING		10,250	15,000	16,000	17,000	18,000	19,000
ENVIRONMENTAL PROJECTS		10,000	10,000	10,000	10,000	10,000	10,000
EQUIPMENT		18,040	18,491	18,953	19,427	20,000	21,000
INSURANCE - LIABILITY		8,482	8,694	8,911	9,134	9,200	93,000
LEGAL FEES		41,000	42,025	43,076	44,153	45,000	46,000
LEGAL FEES - COVENANT REGISTRATIONS		7,000	7,100	7,200	7,300	7,400	7,500
SUPPLIES		9,000	9,100	9,200	9,300	9,400	9,500
ADVERTISING		20,000	15,500	16,500	17,500	18,500	19,000
TRAVEL/LEASING		4,100	4,203	4,308	4,416	4,500	4,500
UTILITIES - TELEPHONE		1,000	2,000	2,100	2,200	2,300	2,300
TRANSFER TO OPERATING RESERVE		58,860	130,332	61,840	63,386	64,000	65,000
CONTINGENCY		4,100	4,203	4,308	4,416	4,500	4,600
<b>Total Expenses</b>		<b>\$ 1,452,564</b>	<b>\$ 1,708,656</b>	<b>\$ 1,642,911</b>	<b>\$ 1,688,343</b>	<b>\$ 1,734,055</b>	<b>\$ 1,868,959</b>



**Regional District of Okanagan-Similkameen  
2024-2028 Operational Financial Plan  
ENVIRONMENTAL CONSERVATION - 5010**

RG 734, RG735 C714,z714,714I,714D, 714A 714C 718E 555,BL 2690, 2016

		2023 Budget	2024 Budget	2025 Budget	2026 Budget	2027 Budget	2028 Budget
\$		640,371					
	<b>Revenue</b>	<b>Compliant</b>	<b>Compliant</b>	<b>Compliant</b>	<b>Compliant</b>	<b>Compliant</b>	<b>Compliant</b>
		-0.07%	-0.17%	0.00%	0.00%	0.00%	0.00%
TAX REQUISITION		449,783	449,036	449,035	449,036	449,035	449,035
<b>Total Revenue</b>		<b>\$ 449,783</b>	<b>\$ 449,036</b>	<b>\$ 449,035</b>	<b>\$ 449,036</b>	<b>\$ 449,035</b>	<b>\$ 449,035</b>
	<b>Expense</b>						
ADMINISTRATION CHARGE		11,656	12,379	12,379	12,379	12,379	12,379
OPERATIONS		39,585	40,179	40,781	41,393	42,221	43,000
GRANTS		398,542	396,478	395,875	395,264	394,435	393,656
<b>Total Expenses</b>		<b>\$ 449,783</b>	<b>\$ 449,036</b>	<b>\$ 449,035</b>	<b>\$ 449,036</b>	<b>\$ 449,035</b>	<b>\$ 449,035</b>





**Regional District of Okanagan-Similkameen  
2024-2028 Operational Financial Plan  
RGS - SUB REGIONAL - 5020**

**BL 2421 & 2770 - No Tax Limit**

		2023 Budget	2024 Budget	2025 Budget	2026 Budget	2027 Budget	2028 Budget
<b>No Tax Limit</b>							
	<b>Revenue</b>	<b>No Tax Limit</b>	<b>No Tax Limit</b>	<b>No Tax Limit</b>	<b>No Tax Limit</b>	<b>No Tax Limit</b>	<b>No Tax Limit</b>
		8.89%	14.65%	2.99%	2.97%	2.88%	4.61%
TAX REQUISITION		45,305	51,943	53,494	55,085	56,674	59,286
<b>Total Revenue</b>		<b>\$ 45,305</b>	<b>\$ 51,943</b>	<b>\$ 53,494</b>	<b>\$ 55,085</b>	<b>\$ 56,674</b>	<b>\$ 59,286</b>
	<b>Expense</b>						
SALARIES & WAGES		30,553	36,412	37,522	38,661	39,840	41,055
SALARIES & WAGES			64	66	68	70	72
<b>ADMINISTRATION CHARGES</b>		<b>1,552</b>	<b>1,892</b>	<b>1,948</b>	<b>2,006</b>	<b>2,064</b>	<b>2,159</b>
CONSULTANTS		10,000	10,250	10,506	10,769	11,000	12,000
INSURANCE - LIABILITY		200	250	300	350	400	500
SUPPLIES		1,000	1,025	1,051	1,077	1,100	1,200
ADVERTISING		2,000	2,050	2,101	2,154	2,200	2,300
<b>Total Expenses</b>		<b>\$ 45,305</b>	<b>\$ 51,943</b>	<b>\$ 53,494</b>	<b>\$ 55,085</b>	<b>\$ 56,674</b>	<b>\$ 59,286</b>



**Regional District of Okanagan-Similkameen  
2024-2028 Operational Financial Plan  
DESTRUCTION OF PESTS - 5500**

Sec 767(5), SLP May 2,1967 - Assessment

		2023 Budget	2024 Budget	2025 Budget	2026 Budget	2027 Budget	2028 Budget
\$		2,649,855					
	<b>Revenue</b>	<b>Compliant</b>	<b>Compliant</b>	<b>Compliant</b>	<b>Compliant</b>	<b>Compliant</b>	<b>Compliant</b>
		-111.98%	-738.58%	14.59%	12.84%	3.27%	3.30%
	TAX REQUISITION	(638)	4,074	4,669	5,268	5,440	5,620
	CONTRACT - OLIVER	275	285	295	305	316	327
	CONTRACT - VILLAGE OF KEREMEOS	275	285	295	305	316	327
	TRANSFER FROM OPERATING RESERVE	6,097	-	-	-	-	-
	<b>Total Revenue</b>	<b>\$ 6,009</b>	<b>\$ 4,644</b>	<b>\$ 5,259</b>	<b>\$ 5,878</b>	<b>\$ 6,072</b>	<b>\$ 6,274</b>
	<b>Expense</b>						
	SALARIES & WAGES	2,261	2,115	2,178	2,244	2,310	2,380
	ADMINISTRATION CHARGES	198	169	192	214	221	229
	OPERATIONS - HEALTH & SAFETY	52	54	56	58	60	62
	CONTRACT SERVICES - SPRAYING	2,500	1,500	2,000	2,500	2,588	2,678
	EDUCATION & TRAINING	259	268	277	287	297	308
	INSURANCE - LIABILITY	19	20	20	21	22	23
	SUPPLIES	50	52	54	55	57	59
	ADVERTISING	200	207	214	222	230	238
	TRAVEL/LEASING	250	259	268	277	287	297
	TRANSFER TO OPERATIONAL RESERVES	220	-	-	-	-	-
	<b>Total Expenses</b>	<b>\$ 6,009</b>	<b>\$ 4,644</b>	<b>\$ 5,259</b>	<b>\$ 5,878</b>	<b>\$ 6,072</b>	<b>\$ 6,274</b>



**Regional District of Okanagan-Similkameen**  
**2024-2028 Operational Financial Plan**  
**NUISANCE CONTROL (Regional Service) - 5550**

BL 2198.01, 2008 - Maximum Tax Limit

		2023 Budget	2024 Budget	2025 Budget	2026 Budget	2027 Budget	2028 Budget
\$		31,250					
	<b>Revenue</b>	<b>Compliant</b>	<b>Compliant</b>	<b>Compliant</b>	<b>Compliant</b>	<b>Compliant</b>	<b>Compliant</b>
		-8.13%	9.28%	0.00%	0.00%	0.00%	0.00%
	TAX REQUISITION	23,742	25,945	25,945	25,945	25,945	25,945
	TRANSFER FROM OPERATING RESERVE	2,143	-	-	-	-	-
	PRIOR YEARS SURPLUS	2	-	-	-	-	-
	<b>Total Revenue</b>	\$ 25,887	\$ 25,945	\$ 25,945	\$ 25,945	\$ 25,945	\$ 25,945
	<b>Expense</b>						
	ADMINISTRATION CHARGES	887	945	945	945	945	945
	OP - SW - STARLING CONTROL	25,000	25,000	25,000	25,000	25,000	25,000
	<b>Total Expenses</b>	\$ 25,887	\$ 25,945	\$ 25,945	\$ 25,945	\$ 25,945	\$ 25,945



**Regional District of Okanagan-Similkameen  
2024-2028 Operational Financial Plan  
MOSQUITO CONTROL - 5700**

	2023 Budget	2024 Budget	2025 Budget	2026 Budget	2027 Budget	2028 Budget
<b>Revenue</b>	<b>5.16%</b>	<b>9.66%</b>	<b>4.09%</b>	<b>3.98%</b>	<b>3.53%</b>	<b>3.50%</b>
TAX REQUISITION	170,325	186,776	194,420	202,166	209,310	216,642
TRANSFER FROM RESERVE	10,000	50	50	50	50	50
TRANSFER FROM OPERATING RESERVE		8,000	6,000	5,000	4,000	3,000
MISCELLANEOUS REVENUE	18,000	28,000	28,560	29,131	29,714	30,308
<b>Total Revenue</b>	<b>\$ 198,325</b>	<b>\$ 222,826</b>	<b>\$ 229,030</b>	<b>\$ 236,347</b>	<b>\$ 243,074</b>	<b>\$ 250,000</b>
<b>Expense</b>						
SALARIES & WAGES	95,691	99,885	102,881	105,983	109,148	112,421
SALARIES & WAGES		5,251	5,409	5,572	5,739	5,911
<b>ADMINISTRATION CHARGES</b>	<b>6,571</b>	<b>7,856</b>	<b>8,052</b>	<b>8,255</b>	<b>8,462</b>	<b>8,712</b>
HELICOPTER SPRAYING	35,000	40,000	40,800	41,616	42,448	43,297
OP - W&S - PERMIT FEES	1,035	1,056	1,077	1,099	1,121	1,143
OPERATIONS - HEALTH & SAFETY	518	528	539	550	561	572
CONSULTANTS	500	1,200	1,224	1,248	1,273	1,298
EDUCATION & TRAINING	1,056	1,077	1,099	1,121	1,143	1,166
DEPRECIATION	4,000	4,000	4,000	4,000	4,000	4,000
EQUIPMENT	1,200	1,224	1,248	1,273	1,298	1,324
INSURANCE - LIABILITY	853	870	887	905	923	941
INSURANCE - VEHICLE	2,187	2,231	2,276	2,322	2,368	2,415
SUPPLIES	33,000	40,000	40,800	41,616	42,448	43,297
ADVERTISING	500	510	520	530	541	1,552
TRAVEL/LEASING	13,000	13,260	13,525	13,796	14,072	14,353
UTILITIES - TELEPHONE	714	728	743	758	773	788
TRANSFER TO VEHICLE REPLACEMENT RESERVE		1,000	2,000	3,000	4,000	4,000
TRANSFER TO INTEREST RESERVE		50	50	50	50	50
TRANSFER TO OPERATING RESERVE	2,500	2,100	1,900	2,653	2,706	2,760
<b>Total Expenses</b>	<b>\$ 198,325</b>	<b>\$ 222,826</b>	<b>\$ 229,030</b>	<b>\$ 236,347</b>	<b>\$ 243,074</b>	<b>\$ 250,000</b>



**Regional District of Okanagan-Similkameen  
2024-2028 Operational Financial Plan  
REGIONAL TRAILS - 7720**

RG735 G716, RG734 535, RG73 B16 BL1470.02, - Assessment

	2023 Budget	2024 Budget	2025 Budget	2026 Budget	2027 Budget	2028 Budget
<b>\$</b>	<b>597,301</b>					
	<b>Compliant</b>	<b>Compliant</b>	<b>Compliant</b>	<b>Compliant</b>	<b>Compliant</b>	<b>Compliant</b>
<b>Revenue</b>	<b>9.09%</b>	<b>-5.78%</b>	<b>3.53%</b>	<b>3.17%</b>	<b>3.16%</b>	<b>3.17%</b>
TAX REQUISITION	433,325	408,289	422,708	436,097	449,867	464,107
PARKS REALLOCATION	44,000	45,540	46,997	48,501	50,053	51,655
KVR Trail Mgmt. - PROVINCIAL CONTRIBUTION	5,000	5,175	5,341	5,512	5,688	5,870
TRANSFER FROM CAPITAL RESERVE KVR TRAIL CONST. CHUTE LK TO LITTLE TUNNEL	8,000	8,280	8,545	8,818	9,100	9,391
PRIOR YEARS SURPLUS	5,630	-	-	-	-	-
<b>Total Revenue</b>	<b>\$ 495,955</b>	<b>\$ 467,284</b>	<b>\$ 483,591</b>	<b>\$ 498,928</b>	<b>\$ 514,708</b>	<b>\$ 531,023</b>
<b>Expense</b>						
SALARIES & WAGES	179,298	199,328	205,535	211,934	218,515	225,333
NEW FTE AS AUTHORIZED BY THE BOARD SALARIES & WAGES	8,089	(38,642)	(37,188)	(38,395)	(39,661)	(40,967)
ADMINISTRATION CHARGES	19,273	19,241	19,921	20,552	21,201	21,872
TRAIL MAINTENANCE	20,000	20,400	21,053	21,727	22,422	23,140
ACQUISITION & MANAGEMENT	14,151	15,384	15,877	16,385	16,909	17,451
CONTRACT SERVICES - TRAIL MAINTENANCE	56,375	55,000	56,760	58,576	60,450	62,384
CONTRACT SERVICES	35,378	32,778	32,597	33,702	34,844	36,022
EDUCATION & TRAINING	4,121	4,265	4,401	4,542	4,687	4,837
AMORTIZATION EXPENSE	18,544	19,193	19,807	20,441	21,095	21,770
VEHICLE & EQUIPMENT	16,000	16,560	17,090	17,637	18,201	18,783
PARK/FACILITY IMPROVEMENTS	9,272	9,597	9,904	10,221	10,548	10,886
INSURANCE - PROPERTY	371	378	390	402	415	428
INSURANCE - LIABILITY	1,834	1,898	1,959	2,022	2,087	2,154
INSURANCE - VEHICLE	12,363	12,796	13,205	13,628	14,064	14,514
SUPPLIES - FACILITY	9,787	10,129	10,453	10,788	11,133	11,489
ADVERTISING	2,576	2,666	2,751	2,839	2,930	3,024
TRAVEL AND LEASE	13,393	13,862	14,306	14,764	15,236	15,724
MFA LEASING	24,500	25,358	26,170	27,008	27,872	28,763
TRANSFER TO CAPITAL RESERVE	45,000	46,575	48,065	49,603	51,190	52,828
TRANSFER TO OPERATING RESERVE	5,630	518	535	552	570	588
<b>Total Expenses</b>	<b>\$ 495,955</b>	<b>\$ 467,284</b>	<b>\$ 483,591</b>	<b>\$ 498,928</b>	<b>\$ 514,708</b>	<b>\$ 531,023</b>



**Regional District of Okanagan-Similkameen  
2024-2028 Operational Financial Plan  
TRANSIT - REGIONAL - 8200**

BL 2809 - Assessment

		2023 Budget	2024 Budget	2025 Budget	2026 Budget	2027 Budget	2028 Budget
\$		359,116					
	<b>Revenue</b>	<b>Compliant</b>	<b>Compliant</b>	<b>Compliant</b>	<b>Compliant</b>	<b>Compliant</b>	<b>Compliant</b>
		9.44%	1.50%	3.27%	3.27%	3.27%	3.27%
	TAX REQUISITION	238,993	242,580	250,504	258,689	267,140	275,866
	TRANSIT FARES	60,425	65,474	67,569	69,731	71,962	74,265
	PROVINCIAL GRANT SAFE START	13,032	13,032	13,449	13,879	14,323	14,781
	MISCELLANEOUS REVENUE	18,801	19,337	19,956	20,595	21,254	21,934
	PRIOR YEARS SURPLUS	28,995	-	-	-	-	-
	<b>Total Revenue</b>	<b>\$ 360,246</b>	<b>\$ 340,423</b>	<b>\$ 351,478</b>	<b>\$ 362,894</b>	<b>\$ 374,679</b>	<b>\$ 386,846</b>
	<b>Expense</b>						
	SALARIES & WAGES	38,878	50,920	52,673	54,487	56,361	58,300
	NEW FTE AS AUTHORIZED BY THE BOARD SALARIES & WAGES	673	(16,422)	(16,914)	(17,422)	(17,945)	(18,483)
	ADMINISTRATION CHARGES	11,348	12,369	12,770	13,185	13,613	14,055
	MAINTAINENCE	1,550	1,600	1,651	1,704	1,759	1,815
	OPERATIONS	277,252	289,511	298,775	308,336	318,203	328,385
	TRANSFER TO OPERATING RESERVE	28,995	845	872	900	929	959
	OTHER EXPENSES - MARKETING	1,550	1,600	1,651	1,704	1,759	1,815
	<b>Total Expenses</b>	<b>\$ 360,246</b>	<b>\$ 340,423</b>	<b>\$ 351,478</b>	<b>\$ 362,894</b>	<b>\$ 374,679</b>	<b>\$ 386,846</b>



**Regional District of Okanagan-Similkameen  
2024-2028 Operational Financial Plan  
TRANSIT - SOUTH OKANAGAN - 8600**

2741 - Assessment

	2023 Budget	2024 Budget	2025 Budget	2026 Budget	2027 Budget	2028 Budget
<b>\$</b>	<b>119,417</b>					
<b>Revenue</b>	<b>REVIEW REQUIRED</b>	<b>REVIEW REQUIRED</b>	<b>REVIEW REQUIRED</b>	<b>REVIEW REQUIRED</b>	<b>REVIEW REQUIRED</b>	<b>REVIEW REQUIRED</b>
	3.16%	20.94%	3.20%	3.20%	3.20%	3.20%
TAX REQUISITION	123,322	149,151	153,929	158,857	163,942	169,191
TRANSIT FARES	28,033	29,472	30,415	31,388	32,392	33,429
REGIONAL GRANT - IHA	21,830	21,830	22,529	23,250	23,994	24,762
PRIOR YEARS SURPLUS	59,851	-	-	-	-	-
<b>Total Revenue</b>	<b>\$ 233,036</b>	<b>\$ 200,453</b>	<b>\$ 206,873</b>	<b>\$ 213,495</b>	<b>\$ 220,328</b>	<b>\$ 227,382</b>
<b>Expense</b>						
SALARIES & WAGES	5,589	8,113	8,365	8,622	8,887	9,162
NEW FTE AS AUTHORIZED BY THE BOARD SALARIES & WAGES	673	(6,074)	(6,256)	(6,444)	(6,637)	(6,837)
<b>ADMINISTRATION CHARGES</b>	<b>8,340</b>	<b>9,522</b>	<b>9,827</b>	<b>10,142</b>	<b>10,466</b>	<b>10,801</b>
MAINTENANCE	1,550	-	-	-	-	-
OPERATIONS	167,333	185,592	191,531	197,660	203,985	210,513
TRANSFER TO OP RESERVE	48,351	2,000	2,064	2,130	2,198	2,268
OTHER EXPENSES - MARKETING	1,200	1,300	1,342	1,385	1,429	1,475
<b>Total Expenses</b>	<b>\$ 233,036</b>	<b>\$ 200,453</b>	<b>\$ 206,873</b>	<b>\$ 213,495</b>	<b>\$ 220,328</b>	<b>\$ 227,382</b>





**Regional District of Okanagan-Similkameen  
2024-2028 Operational Financial Plan  
ANIMAL CONTROL - "A", "B", "C", "D", "E", "F", "G", "H", "I" - 9200**

2775, 2017 No Tax Limit

		2023 Budget	2024 Budget	2025 Budget	2026 Budget	2027 Budget	2028 Budget
<b>No Tax Limit</b>		<b>No Tax Limit</b>	<b>No Tax Limit</b>	<b>No Tax Limit</b>	<b>No Tax Limit</b>	<b>No Tax Limit</b>	<b>No Tax Limit</b>
	<b>Revenue</b>	<b>21.53%</b>	<b>4.55%</b>	<b>3.90%</b>	<b>3.73%</b>	<b>-12.72%</b>	<b>4.15%</b>
TAX REQUISITION - ALL AREAS		161,840	169,198	175,798	182,364	159,160	165,762
GRANT IN LIEU OF TAXES		510	515	520	525	536	600
ENFORCEMENT FEES		6,121	6,182	6,244	6,369	6,496	6,600
IMPOUND FEES		1,010	1,030	1,041	1,062	1,083	1,100
LICENSING REVENUE		20,402	20,606	20,812	21,228	51,653	52,500
<b>Total Revenue</b>		<b>\$ 189,883</b>	<b>\$ 197,531</b>	<b>\$ 204,415</b>	<b>\$ 211,548</b>	<b>\$ 218,928</b>	<b>\$ 226,562</b>
	<b>Expense</b>						
ADMINISTRATION CHARGES		8,575	9,478	9,808	10,150	10,505	10,871
BYLAW ENFORCEMENT ALLOCATION		37,786	42,082	43,555	45,080	46,657	48,290
CONTRACTS - ANIMAL CONTROL		138,462	142,830	147,829	153,003	158,358	163,901
LEGAL FEES		2,000	-	-	-	-	-
SUPPLIES		2,060	2,091	2,123	2,165	2,208	2,300
ADVERTISING		1,000	1,050	1,100	1,150	1,200	1,200
<b>Total Expenses</b>		<b>\$ 189,883</b>	<b>\$ 197,531</b>	<b>\$ 204,415</b>	<b>\$ 211,548</b>	<b>\$ 218,928</b>	<b>\$ 226,562</b>



**Regional District of Okanagan-Similkameen  
2024-2028 Operational Financial Plan  
REGIONAL ECONOMIC DEVELOPMENT (OK FILM) - 9390**

BL 2743 - Assessment

		2023 Budget	2024 Budget	2025 Budget	2026 Budget	2027 Budget	2028 Budget
\$		42,249					
	<b>Revenue</b>	<b>Compliant</b>	<b>Compliant</b>	<b>Compliant</b>	<b>Compliant</b>	<b>Compliant</b>	<b>Compliant</b>
		0.17%	10.63%	0.00%	0.00%	-9.40%	10.38%
	TAX REQUISITION	36,242	40,093	40,093	40,093	36,323	40,093
	<b>Total Revenue</b>	\$ 36,242	\$ 40,093	\$ 40,093	\$ 40,093	\$ 36,323	\$ 40,093
	<b>Expense</b>						
	ADMINISTRATION CHARGE	1,242	1,460	1,460	1,460	1,323	1,460
	GRANT OK FILM COMM	35,000	38,633	38,633	38,633	35,000	38,633
	<b>Total Expenses</b>	\$ 36,242	\$ 40,093	\$ 40,093	\$ 40,093	\$ 36,323	\$ 40,093



**Regional District of Okanagan-Similkameen  
2024-2028 Operational Financial Plan  
ARENA - OSOYOOS / AREA "A" - 7050**

**Referendum 185 & 834 - No Tax Limit**

		2023 Budget	2024 Budget	2025 Budget	2026 Budget	2027 Budget	2028 Budget
<b>No Tax Limit</b>		<b>No Tax Limit</b>	<b>No Tax Limit</b>	<b>No Tax Limit</b>	<b>No Tax Limit</b>	<b>No Tax Limit</b>	<b>No Tax Limit</b>
	<b>Revenue</b>	<b>15.97%</b>	<b>2.01%</b>	<b>44.75%</b>	<b>3.20%</b>	<b>3.20%</b>	<b>0.76%</b>
TAX REQUISITION		608,534	620,780	898,564	927,277	956,947	964,210
GRANT IN LIEU OF TAXES		4,000	4,000	4,000	4,000	4,000	4,000
GRANTS		71,100	-	-	-	-	-
GAS TAX - OSOYOOS		178,900	-	-	-	-	-
REVENUE - MEZZANINE RENTAL		2,050	2,160	2,203	2,247	2,292	2,338
REVENUE - CONCESSION		2,100	2,210	2,254	2,299	2,345	2,392
REVENUE - SKATING		28,850	33,000	33,660	34,333	35,020	35,720
REVENUE - HOCKEY		107,400	117,730	120,084	122,486	124,936	127,435
REVENUE - MAINTENANCE CONTRIBUTION		9,000	9,450	9,639	9,831	10,028	10,229
GRANTS			250,000	-	-	-	-
MISCELLANEOUS REVENUE		2,100	2,200	2,244	2,289	2,335	2,381
<b>Total Revenue</b>		<b>\$ 1,014,034</b>	<b>\$ 1,041,530</b>	<b>\$ 1,072,648</b>	<b>\$ 1,104,762</b>	<b>\$ 1,137,903</b>	<b>\$ 1,148,705</b>
	<b>Expense</b>						
SALARIES & WAGES		418,200	462,000	476,784	492,041	507,786	524,035
ADMINISTRATION CHARGES		1,000	1,000	1,000	1,000	1,000	1,000
ADMIN CHARGES - TOWN		12,000	12,000	12,384	12,780	13,189	13,611
BUILDING MAINTENANCE		50,000	65,000	67,080	69,227	71,442	73,728
EQUIPMENT MAINTENANCE		23,400	-	-	-	-	-
EQUIPMENT MAINTENANCE - VEHICLES		5,100	3,500	3,612	3,728	3,847	3,970
CAPITAL EXPENDITURES		270,000	300,000	309,600	319,507	329,731	340,282
SUPPLIES		15,550	14,320	14,778	15,251	15,739	16,243
UTILITIES		106,500	108,380	111,848	115,427	119,121	122,933
DEBT INTEREST (INCLUDING ZAMBONI DEBT)		68,080	68,080	68,080	68,080	68,080	44,680
TRANSFER TO RESERVE - EQUIPMENT		37,704	-	-	-	-	-
OTHER EXPENSES - MISCELLANEOUS		6,500	7,250	7,482	7,721	7,968	8,223
<b>Total Expenses</b>		<b>\$ 1,014,034</b>	<b>\$ 1,041,530</b>	<b>\$ 1,072,648</b>	<b>\$ 1,104,762</b>	<b>\$ 1,137,903</b>	<b>\$ 1,148,705</b>



**Regional District of Okanagan-Similkameen  
2024-2028 Operational Financial Plan  
MUSEUM PROPERTY DEBT - AREA "A" - 7865**

BL 2553,2011 Maximum Levy

		2023 Budget	2024 Budget	2025 Budget	2026 Budget	2027 Budget	2028 Budget
\$		105,313					
	<b>Revenue</b>	<b>Compliant</b>	<b>Compliant</b>	<b>Compliant</b>	<b>Compliant</b>	<b>Compliant</b>	<b>Compliant</b>
		14.96%	-0.65%	-0.15%	0.14%	0.15%	0.26%
PARCEL TAX		\$ 93,884	\$ 93,277	\$ 93,135	\$ 93,270	\$ 93,406	\$ 93,652
PRIOR YEARS SURPLUS		(1,022)	(275)	-	-	-	-
<b>Total Revenue</b>		<b>\$ 92,862</b>	<b>\$ 93,002</b>	<b>\$ 93,135</b>	<b>\$ 93,270</b>	<b>\$ 93,406</b>	<b>\$ 93,652</b>
	<b>Expense</b>						
ADMINISTRATION CHARGES		168	182	186	190	193	200
INSURANCE - PROPERTY		6,301	6,427	6,556	6,687	6,820	7,059
DEBT INTEREST (Bylaw 2586/2554)		41,447	41,447	41,447	41,447	41,447	41,447
DEBT PRINCIPAL (Bylaw 2586/2554)		44,946	44,946	44,946	44,946	44,946	44,946
<b>Total Expenses</b>		<b>\$ 92,862</b>	<b>\$ 93,002</b>	<b>\$ 93,135</b>	<b>\$ 93,270</b>	<b>\$ 93,406</b>	<b>\$ 93,652</b>



**Regional District of Okanagan-Similkameen  
2024-2028 Operational Financial Plan  
ELECTORAL AREA "A" - RURAL PROJECTS - 0310**

SLP, 1966 - No Tax Limit

		2023 Budget	2024 Budget	2025 Budget	2026 Budget	2027 Budget	2028 Budget
<b>No Tax Limit</b>		<b>No Tax Limit</b>	<b>No Tax Limit</b>	<b>No Tax Limit</b>	<b>No Tax Limit</b>	<b>No Tax Limit</b>	<b>No Tax Limit</b>
<b>Revenue</b>							
		1.80%	-64.94%	347.10%	2.31%	2.51%	2.07%
TAX REQUISITION		7,906	2,772	12,392	12,679	12,997	13,267
TRANSFER FROM OPERATIONAL RESERVE		-	9,350	-	-	-	-
PRIOR YEARS SURPLUS		37,461	-	-	-	-	-
<b>Total Revenue</b>		<b>\$ 45,367</b>	<b>\$ 12,122</b>	<b>\$ 12,392</b>	<b>\$ 12,679</b>	<b>\$ 12,997</b>	<b>\$ 13,267</b>
<b>Expense</b>							
SALARIES & WAGES		10,339	9,511	9,811	10,123	10,443	10,774
SALARIES & WAGES			(5,037)	(5,188)	(5,344)	(5,505)	(5,669)
<b>ADMINISTRATION CHARGES</b>		<b>1,321</b>	<b>434</b>	<b>443</b>	<b>454</b>	<b>465</b>	<b>475</b>
RURAL PROJECT - GOOSE CONTROL		525	533	544	555	566	577
INSURANCE - LIABILITY		67	68	69	70	71	80
TRAVEL - UBCM & OMMA CONVENTION		6,305	6,400	6,496	6,600	6,732	6,800
TRANSFER TO RESERVES RE INTEREST		210	213	217	221	225	230
TRANSFER TO OPERATING RESERVE		6,600	-	-	-	-	-
CONTINGENCY		20,000	-	-	-	-	-
<b>Total Expenses</b>		<b>\$ 45,367</b>	<b>\$ 12,122</b>	<b>\$ 12,392</b>	<b>\$ 12,679</b>	<b>\$ 12,997</b>	<b>\$ 13,267</b>



**Regional District of Okanagan-Similkameen**  
**2024-2028 Operational Financial Plan**  
**VICTIM SERVICES AREA "A" - 0415**

RG735 A714 BL 2748,2016 - Assessment

		2023 Budget	2024 Budget	2025 Budget	2026 Budget	2027 Budget	2028 Budget
\$		12,033					
	<b>Revenue</b>	<b>Compliant</b>	<b>Compliant</b>	<b>Compliant</b>	<b>Compliant</b>	<b>Compliant</b>	<b>Compliant</b>
		-0.69%	0.17%	3.20%	3.20%	3.19%	3.20%
TAX REQUISITION		5,133	5,142	5,306	5,476	5,651	5,832
<b>Total Revenue</b>		<u>\$ 5,133</u>	<u>\$ 5,142</u>	<u>\$ 5,306</u>	<u>\$ 5,476</u>	<u>\$ 5,651</u>	<u>\$ 5,832</u>
	<b>Expense</b>						
ADMINISTRATION CHARGE		133	142	146	151	156	161
CONTRACTS & AGREEMENTS		5,000	5,000	5,160	5,325	5,495	5,671
<b>Total Expenses</b>		<u>\$ 5,133</u>	<u>\$ 5,142</u>	<u>\$ 5,306</u>	<u>\$ 5,476</u>	<u>\$ 5,651</u>	<u>\$ 5,832</u>



**Regional District of Okanagan-Similkameen  
2024-2028 Operational Financial Plan  
RECREATION COMMISSION - AREA "A" -7510**

RG735, A714, Section 767.5 - Assessment

		2023 Budget	2024 Budget	2025 Budget	2026 Budget	2027 Budget	2028 Budget
\$		98,432					
	<b>Revenue</b>	<b>Compliant</b>	<b>Compliant</b>	<b>Compliant</b>	<b>Compliant</b>	<b>Compliant</b>	<b>Compliant</b>
		0.87%	0.69%	3.20%	3.20%	3.20%	3.20%
TAX REQUISITION		72,783	73,284	75,630	78,050	80,547	83,123
<b>Total Revenue</b>		<b>\$ 72,783</b>	<b>\$ 73,284</b>	<b>\$ 75,630</b>	<b>\$ 78,050</b>	<b>\$ 80,547</b>	<b>\$ 83,123</b>
	<b>Expense</b>						
SALARIES & WAGES			326	337	347	357	367
ADMINISTRATION CHARGES		2,483	2,658	2,743	2,831	2,922	3,015
CONTRACTS - OSOYOOS		70,000	70,000	72,240	74,552	76,938	79,400
TRANSFER TO OPERATIONAL RESERVES		300	300	310	320	330	341
<b>Total Expenses</b>		<b>\$ 72,783</b>	<b>\$ 73,284</b>	<b>\$ 75,630</b>	<b>\$ 78,050</b>	<b>\$ 80,547</b>	<b>\$ 83,123</b>



**Regional District of Okanagan-Similkameen  
2024-2028 Operational Financial Plan  
MUSEUM - AREA "A" - 7860**

RG735, A714, BL2387,2006 - Assessment

		2023 Budget	2024 Budget	2025 Budget	2026 Budget	2027 Budget	2028 Budget
\$		28,659					
	<b>Revenue</b>	<b>Compliant</b>	<b>Compliant</b>	<b>Compliant</b>	<b>Compliant</b>	<b>Compliant</b>	<b>Compliant</b>
		-11.54%	0.17%	-0.03%	-0.03%	-0.07%	-0.06%
TAX REQUISITION		15,129	15,155	15,151	15,147	15,137	15,128
GRANT IN LIEU OF TAXES		408	412	416	420	430	439
PRIOR YEARS SURPLUS		137	-	-	-	-	-
<b>Total Revenue</b>		<b>\$ 15,674</b>	<b>\$ 15,567</b>	<b>\$ 15,567</b>	<b>\$ 15,567</b>	<b>\$ 15,567</b>	<b>\$ 15,567</b>
	<b>Expense</b>						
ADMINISTRATION CHARGES		537	567	567	567	567	567
CONTRACTS - OSOYOOS		15,000	15,000	15,000	15,000	15,000	15,000
TRANSFER TO OPERATIONAL RESERVE		137	-	-	-	-	-
<b>Total Expenses</b>		<b>\$ 15,674</b>	<b>\$ 15,567</b>	<b>\$ 15,567</b>	<b>\$ 15,567</b>	<b>\$ 15,567</b>	<b>\$ 15,567</b>





**Regional District of Okanagan-Similkameen  
2024-2028 Operational Financial Plan  
AREA "A" COMMUNITY PARKS - 7870**

RG 735 A714 1339 - Assessment

	2023 Budget	2024 Budget	2025 Budget	2026 Budget	2027 Budget	2028 Budget
<b>\$</b>	<b>33,480</b>					
<b>Revenue</b>	<b>REVIEW REQUIRED</b>	<b>REVIEW REQUIRED</b>	<b>REVIEW REQUIRED</b>	<b>REVIEW REQUIRED</b>	<b>REVIEW REQUIRED</b>	<b>REVIEW REQUIRED</b>
	91.62%	16.77%	2.71%	3.05%	2.95%	2.95%
TAX REQUISITION	66,559	77,719	79,825	82,264	84,687	87,183
COMMUNITY WORKS GAS TAX FUNDS	23,000	-	-	-	-	-
TRANSFER FROM RESERVE - GAS TAX	-	10,000	3,204	3,307	3,413	3,522
<b>Total Revenue</b>	<b>\$ 89,559</b>	<b>\$ 87,719</b>	<b>\$ 83,029</b>	<b>\$ 85,571</b>	<b>\$ 88,100</b>	<b>\$ 90,705</b>
<b>Expense</b>						
SALARIES & WAGES	27,236	29,512	30,359	31,229	32,036	32,868
NEW FTE AS AUTHORIZED BY THE BOARD SALARIES & WAGES	2,427	-	-	-	-	-
<b>ADMINISTRATION CHARGES</b>	<b>3,065</b>	<b>3,191</b>	<b>3,020</b>	<b>3,113</b>	<b>3,205</b>	<b>3,299</b>
CONTRACT SERVICES	21,868	27,633	28,508	29,411	30,341	31,300
PARKS IMPROVEMENTS	23,000	10,000	3,204	3,307	3,413	3,522
INSURANCE - LIABILITY	160	166	171	176	182	188
SUPPLIES - PARKS	2,988	5,093	5,256	5,424	5,598	5,777
TRAVEL/LEASING	6,500	9,728	10,039	10,360	10,692	11,034
UTILITIES	2,215	2,292	2,365	2,441	2,519	2,599
TRANSFER TO OPERATING RESERVE	100	104	107	110	114	118
<b>Total Expenses</b>	<b>\$ 89,559</b>	<b>\$ 87,719</b>	<b>\$ 83,029</b>	<b>\$ 85,571</b>	<b>\$ 88,100</b>	<b>\$ 90,705</b>



**Regional District of Okanagan-Similkameen  
2024-2028 Operational Financial Plan  
ECONOMIC DEVELOPMENT - AREA "A" - 9300**

2529, 2010 Maximum on Assessment

		2023 Budget	2024 Budget	2025 Budget	2026 Budget	2027 Budget	2028 Budget
\$		16,740					
	<b>Revenue</b>	<b>Compliant</b>	<b>Compliant</b>	<b>Compliant</b>	<b>Compliant</b>	<b>Compliant</b>	<b>Compliant</b>
		21.75%	-17.61%	0.00%	0.00%	-0.08%	3.69%
	TAX REQUISITION	14,456	11,910	11,910	11,910	11,901	12,340
	GRANT IN LIEU OF TAXES	430	430	430	430	439	-
	PRIOR YEARS SURPLUS	1,296	-	-	-	-	-
	<b>Total Revenue</b>	\$ 16,182	\$ 12,340	\$ 12,340	\$ 12,340	\$ 12,340	\$ 12,340
	<b>Expense</b>						
	ADMINISTRATION CHARGE	386	340	340	340	340	340
	LEVERAGE FUNDS (BRER) ECONOMIC DEVELOPMENT	2,500	-	-	-	-	-
	TRANSFER TO OPERATIONAL RESERVE	1,296	-	-	-	-	-
	GRANTS IN AID	12,000	12,000	12,000	12,000	12,000	12,000
	<b>Total Expenses</b>	\$ 16,182	\$ 12,340	\$ 12,340	\$ 12,340	\$ 12,340	\$ 12,340



**Regional District of Okanagan-Similkameen  
2024-2028 Operational Financial Plan  
GRANT-IN-AID - AREA "A" - 7990**

Sec 790, LGA Part 5 Sec 176 (1) - Assessment

		2023 Budget	2024 Budget	2025 Budget	2026 Budget	2027 Budget	2028 Budget
\$		66,960					
	<b>Revenue</b>	<b>Compliant</b>	<b>Compliant</b>	<b>Compliant</b>	<b>Compliant</b>	<b>Compliant</b>	<b>Compliant</b>
		36.65%	55.02%	-22.38%	2.43%	2.39%	5.22%
	TAX REQUISITION	3,517	5,452	4,232	4,335	4,438	4,670
	GRANT IN LIEU OF TAXES	125	126	127	128	128	-
	TRANSFER FROM GAS TAX		35,000	-	-	-	-
	TRANSFER FROM OPERATIONAL RESERVES	500	-	-	-	-	-
	PRIOR YEARS SURPLUS	1,100	-	-	-	-	-
	<b>Total Revenue</b>	<b>\$ 5,242</b>	<b>\$ 40,578</b>	<b>\$ 4,359</b>	<b>\$ 4,463</b>	<b>\$ 4,566</b>	<b>\$ 4,670</b>
	<b>Expense</b>						
	ADMINISTRATION CHARGE	142	1,478	159	163	166	170
	TRANSFER TO OPERATIONAL RESERVES	1,100	-	-	-	-	-
	GRANTS IN AID	4,000	4,100	4,200	4,300	4,400	4,500
	CONTRIBUTION TO BUS PURCHASE		35,000	-	-	-	-
	<b>Total Expenses</b>	<b>\$ 5,242</b>	<b>\$ 40,578</b>	<b>\$ 4,359</b>	<b>\$ 4,463</b>	<b>\$ 4,566</b>	<b>\$ 4,670</b>



**Regional District of Okanagan-Similkameen  
2024-2028 Operational Financial Plan  
CEMETERY - ELECTORAL AREA "A" - 8800**

RG 735, A714, B1488,1979 Max Tax Limit

		2023 Budget	2024 Budget	2025 Budget	2026 Budget	2027 Budget	2028 Budget
\$		3,000					
	<b>Revenue</b>	<b>Compliant</b>	<b>Compliant</b>	<b>Compliant</b>	<b>Compliant</b>	<b>Compliant</b>	<b>Compliant</b>
		0.13%	0.27%	0.00%	0.00%	0.00%	0.00%
TAX REQUISITION		\$ 1,035	\$ 1,038	\$ 1,038	\$ 1,038	\$ 1,038	\$ 1,038
<b>Total Revenue</b>		<b>1,035</b>	<b>1,038</b>	<b>1,038</b>	<b>1,038</b>	<b>1,038</b>	<b>1,038</b>
	<b>Expense</b>						
ADMINISTRATION CHARGE		35	38	38	38	38	38
CONTRACTS - OSOYOOS		1,000	1,000	1,000	1,000	1,000	1,000
<b>Total Expenses</b>		<b>1,035</b>	<b>1,038</b>	<b>1,038</b>	<b>1,038</b>	<b>1,038</b>	<b>1,038</b>



**Regional District of Okanagan-Similkameen  
2024-2028 Operational Financial Plan  
STERILE INSECT RELEASE PROGRAM - 6000**

1101, 1989 - Assessment

		2023 Budget	2024 Budget	2025 Budget	2026 Budget	2027 Budget	2028 Budget
\$		2,992,268					
	<b>Revenue</b>	<b>Compliant</b>	<b>Compliant</b>	<b>Compliant</b>	<b>Compliant</b>	<b>Compliant</b>	<b>Compliant</b>
		16.21%	6.42%	6.04%	5.97%	5.89%	4.02%
	TAX REQUISITION	485,451	516,622	547,846	580,526	614,724	639,408
	PARCEL TAX	508,737	518,912	529,290	539,876	550,674	572,786
	GRANT IN LIEU OF TAXES	4,500	4,500	4,500	4,500	4,500	4,500
	PRIOR YEARS SURPLUS	(353)	-	-	-	-	-
	<b>Total Revenue</b>	<b>\$ 998,335</b>	<b>\$ 1,040,034</b>	<b>\$ 1,081,636</b>	<b>\$ 1,124,902</b>	<b>\$ 1,169,898</b>	<b>\$ 1,216,694</b>
	<b>Expense</b>						
	ADMINISTRATION CHARGES	25,871	28,672	29,819	31,012	32,252	33,542
	TRANSFER TO SIR	972,464	1,011,362	1,051,817	1,093,890	1,137,646	1,183,152
	<b>Total Expenses</b>	<b>\$ 998,335</b>	<b>\$ 1,040,034</b>	<b>\$ 1,081,636</b>	<b>\$ 1,124,902</b>	<b>\$ 1,169,898</b>	<b>\$ 1,216,694</b>



**Regional District of Okanagan-Similkameen  
2024-2028 Operational Financial Plan  
OKANAGAN BASIN WATER BOARD - 6500**

Limit Based on Assessment

		2023 Budget	2024 Budget	2025 Budget	2026 Budget	2027 Budget	2028 Budget
\$		887,906					
	<b>Revenue</b>	<b>Compliant</b>	<b>Compliant</b>	<b>Compliant</b>	<b>Compliant</b>	<b>REVIEW SOON</b>	<b>REVIEW SOON</b>
		3.85%	2.67%	2.50%	2.50%	2.50%	3.52%
TAX REQUISITION		772,633	793,296	813,129	833,457	854,294	884,381
<b>Total Revenue</b>		<b>\$ 772,633</b>	<b>\$ 793,296</b>	<b>\$ 813,129</b>	<b>\$ 833,457</b>	<b>\$ 854,294</b>	<b>\$ 884,381</b>
	<b>Expense</b>						
ADMINISTRATION CHARGES		20,022	21,870	22,417	22,977	23,552	24,381
TRANSFER TO OBWB		752,611	771,426	790,712	810,480	830,742	860,000
<b>Total Expenses</b>		<b>\$ 772,633</b>	<b>\$ 793,296</b>	<b>\$ 813,129</b>	<b>\$ 833,457</b>	<b>\$ 854,294</b>	<b>\$ 884,381</b>



**Regional District of Okanagan-Similkameen  
2024-2028 Operational Financial Plan  
OKANAGAN REGIONAL LIBRARY - 9900**

BI 1906 - No Tax Limit

		2023 Budget	2024 Budget	2025 Budget	2026 Budget	2027 Budget	2028 Budget
<b>No Tax Limit</b>		<b>No Tax Limit</b>	<b>No Tax Limit</b>	<b>No Tax Limit</b>	<b>No Tax Limit</b>	<b>No Tax Limit</b>	<b>No Tax Limit</b>
	<b>Revenue</b>	<b>5.36%</b>	<b>3.19%</b>	<b>3.01%</b>	<b>3.01%</b>	<b>3.01%</b>	<b>0.72%</b>
TAX REQUISITION		935,777	965,623	994,715	1,024,619	1,055,421	1,062,984
GRANT IN LIEU OF TAXES		6,121	6,182	6,244	6,369	6,496	6,500
PRIOR YEARS SURPLUS		343	-	-	-	-	-
<b>Total Revenue</b>		<b>\$ 942,241</b>	<b>\$ 971,805</b>	<b>\$ 1,000,959</b>	<b>\$ 1,030,988</b>	<b>\$ 1,061,917</b>	<b>\$ 1,069,484</b>
	<b>Expense</b>						
ADMINISTRATION CHARGES		24,409	26,791	27,595	28,423	29,275	29,484
TRANSFER TO OPERATIONAL RESERVE		343	-	-	-	-	-
TRANSFER TO OKANAGAN LIBRARY		917,489	945,014	973,364	1,002,565	1,032,642	1,040,000
<b>Total Expenses</b>		<b>\$ 942,241</b>	<b>\$ 971,805</b>	<b>\$ 1,000,959</b>	<b>\$ 1,030,988</b>	<b>\$ 1,061,917</b>	<b>\$ 1,069,484</b>



**Regional District of Okanagan-Similkameen  
2024-2028 Operational Financial Plan  
FIRE PROTECTION - ANARCHIST MOUNTAIN - 1800**

V714 BL 2334,2005 - Assessment

		2023 Budget	2024 Budget	2025 Budget	2026 Budget	2027 Budget	2028 Budget
		Compliant	Compliant	Compliant	Compliant	Compliant	Compliant
<b>\$</b>		<b>442,510</b>					
	<b>Revenue</b>						
		14.56%	11.28%	3.62%	3.57%	3.80%	20.04%
TAX REQUISITION		273,982	304,885	315,908	327,181	339,611	407,660
<b>Total Revenue</b>		<b>\$ 273,982</b>	<b>\$ 304,885</b>	<b>\$ 315,908</b>	<b>\$ 327,181</b>	<b>\$ 339,611</b>	<b>\$ 407,660</b>
	<b>Expense</b>						
SALARIES & WAGES		848	872	902	934	966	1,001
NEW FTE AS AUTHORIZED BY THE BOARD SALARIES & WAGES		-	-	-	-	-	-
HONORARIUMS - FIREFIGHTERS		103,400	112,636	116,916	121,359	125,971	130,758
BENEFITS-FIREFIGHTERS		10,000	20,000	20,760	21,549	22,368	23,218
<b>ADMINISTRATION CHARGES</b>		<b>9,715</b>	<b>11,572</b>	<b>12,012</b>	<b>12,468</b>	<b>12,942</b>	<b>16,079</b>
BUILDING MAINTENANCE		2,500	3,000	3,114	3,232	3,355	3,483
-EQUIPMENT MAINTENANCE		2,500	2,000	2,076	2,155	2,237	2,322
EQUIPMENT MAINTENANCE - VEHICLES		10,000	9,000	9,342	9,697	10,065	10,448
PROTECTION EXPENSE		1,200	1,200	1,246	1,293	1,342	1,393
OP - FD - LICENSES & PERMITS		1,500	1,500	1,557	1,616	1,678	1,741
CONTRACT SERVICES		2,000	1,800	1,868	1,939	2,013	2,090
EDUCATION & TRAINING		9,000	14,000	14,532	15,084	15,657	16,252
EQUIPMENT - VEHICLES		1,000	1,000	1,038	1,077	1,118	1,161
EQUIPMENT - FIREFIGHTING		28,000	28,000	29,064	30,168	31,315	32,505
EQUIPMENT - FIRST RESPONDER		1,600	1,600	1,661	1,724	1,789	1,857
INSURANCE - PROPERTY		862	1,100	1,142	1,185	1,230	1,277
INSURANCE - LIABILITY		300	400	415	431	447	464
INSURANCE - FIREFIGHTERS ACCIDENT		4,800	4,800	4,982	5,172	5,368	5,572
INSURANCE - VEHICLE		7,400	8,800	9,134	9,482	9,842	10,216
SUPPLIES		6,000	5,000	5,190	5,387	5,592	58,304
FUEL - VEHICLES		8,000	8,400	8,719	9,051	9,394	9,751
UTILITIES		4,500	4,500	4,671	4,848	5,033	5,224
DEBT INTEREST (Bylaw 2356/2336)		2,684	2,684	2,684	-	-	-
DEBT PRINCIPAL (Bylaw 2356/2336)		12,021	12,021	12,021	-	-	-
TRANSFER TO RESERVE FUND		39,152	43,000	44,634	46,330	48,091	49,918
TRANSFER TO RESERVE - BUILDING		5,000	6,000	6,228	21,000	21,798	22,626
<b>Total Expenses</b>		<b>\$ 273,982</b>	<b>\$ 304,885</b>	<b>\$ 315,908</b>	<b>\$ 327,181</b>	<b>\$ 339,611</b>	<b>\$ 407,660</b>





**Regional District of Okanagan-Similkameen  
2024-2028 Operational Financial Plan  
OSOYOOS SEWER PROJECT - AREA "A" - 3810**

S/A B/L 2504, 2009; P/T B/L 2642, 2014 - Maximum Levy

		2023 Budget	2024 Budget	2025 Budget	2026 Budget	2027 Budget	2028 Budget
\$		110,000					
		<b>Compliant</b>	<b>Compliant</b>	<b>Compliant</b>	<b>Compliant</b>	<b>Compliant</b>	<b>Compliant</b>
	<b>Revenue</b>	0.00%	0.00%	0.00%	0.00%	0.00%	0.00%
	PARCEL TAX	15,600	15,600	15,600	15,600	15,600	15,600
	OBWB GRANT - DEBENTURE	39,438	39,438	39,438	39,438	39,438	39,438
	<b>Total Revenue</b>	\$ 55,038	\$ 55,038	\$ 55,038	\$ 55,038	\$ 55,038	\$ 55,038
	<b>Expense</b>						
	DEBT INTEREST (Bylaw 2648/2508)	20,910	20,910	20,910	20,910	20,910	20,910
	DEBT PRINCIPAL (Bylaw 2648/2508)	23,406	23,406	23,406	23,406	23,406	23,406
	TRANSFER TO OPERATING RESERVE	10,722	10,722	10,722	10,722	10,722	10,722
	<b>Total Expenses</b>	\$ 55,038	\$ 55,038	\$ 55,038	\$ 55,038	\$ 55,038	\$ 55,038



## Regional District of Okanagan-Similkameen

2024-2028 Schedule F.9

### **Individual Requisitions**

#### **Electoral Area 'B'**

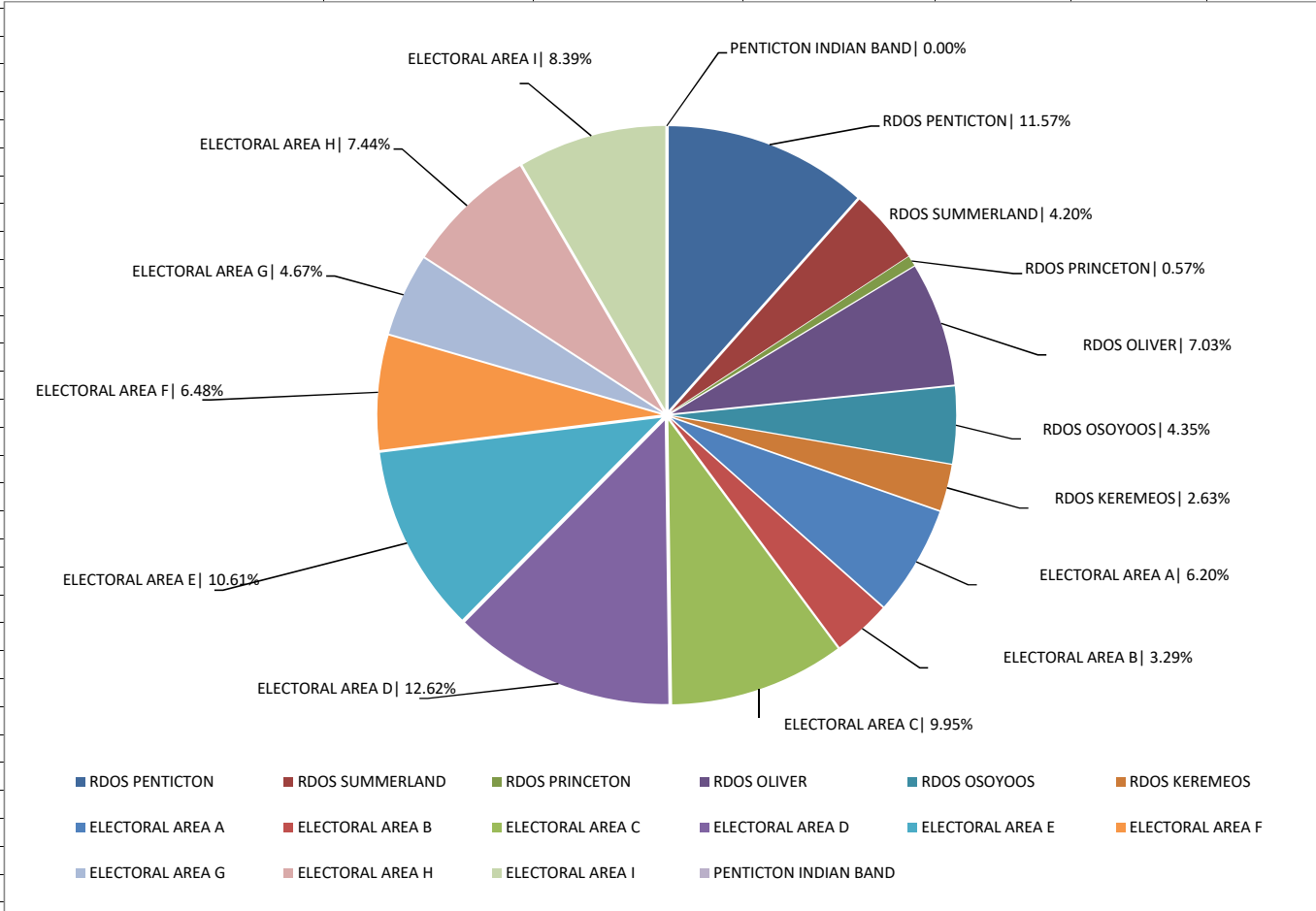
Included in this schedule:

- Summary of Tax Requisitions listing all jurisdictions
- Detail by specific jurisdictions
- Comparison of Tax Requisition by Municipality and Electoral Area
- Individual RDOS portion of tax per various property values\*
- 2024-2028 Operating budget which affect only the member Municipality / Electoral Area
- Capital projects which Electoral 'B' contributed funds (if applicable)

\*This comparison is a weighted average

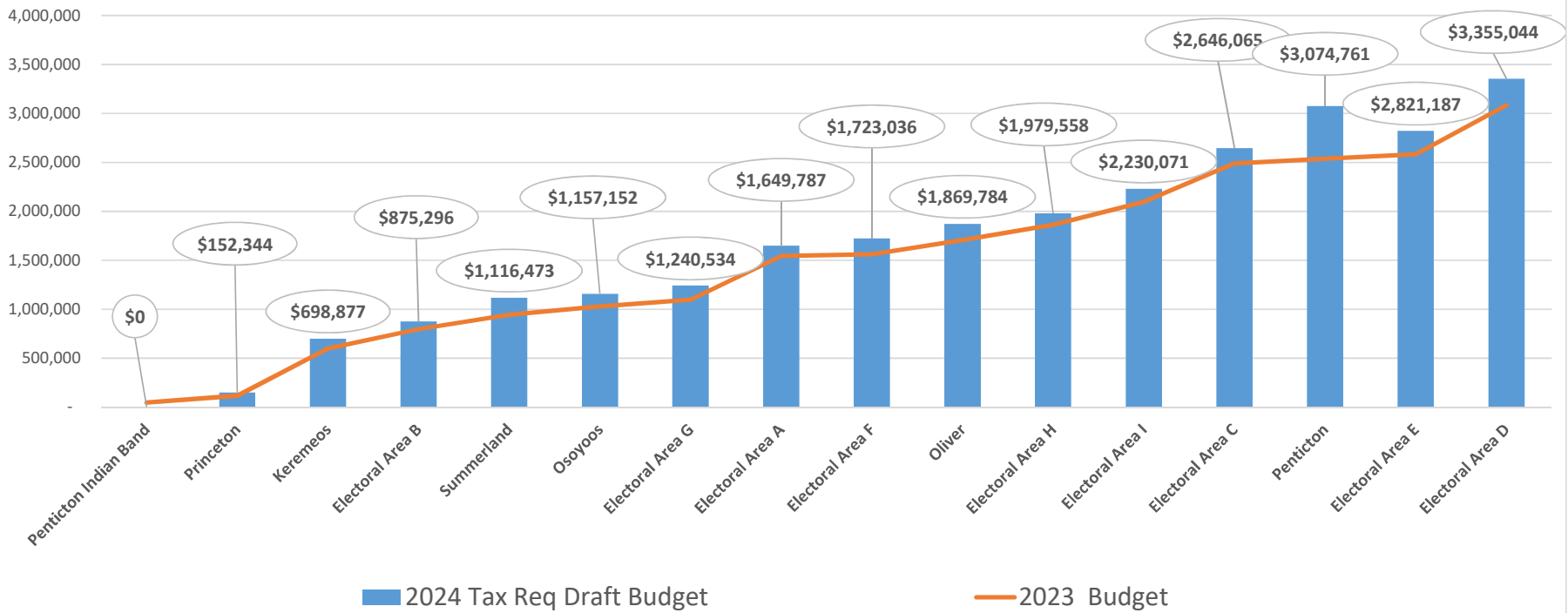
**REGIONAL DISTRICT OKANAGAN-SIMILKAMEEN  
2024 TOTAL REQUISITION SUMMARY**

	<u>2024</u>	<u>2023</u>	<u>\$ Change</u>	<u>% Change</u>	<u>Non-Market Growth %</u>	<u>Net Change %</u>
<b>RDOS PENTICTON</b>	\$ 3,074,761	\$ 2,537,608	\$ 537,153	21.17%	1.05%	20.12%
<b>RDOS SUMMERLAND</b>	1,116,473	944,706	171,767	18.18%	1.77%	16.41%
<b>RDOS PRINCETON</b>	152,344	116,462	35,882	30.81%	0.86%	29.95%
<b>RDOS OLIVER</b>	1,869,784	1,713,954	155,830	9.09%	1.44%	7.65%
<b>RDOS OSOYOOS</b>	1,157,152	1,030,070	127,082	12.34%	1.21%	11.13%
<b>RDOS KEREMEOS</b>	698,877	601,320	97,557	16.22%	1.07%	15.15%
	<b>8,069,392</b>	<b>6,944,120</b>	<b>1,125,272</b>	<b>16.20%</b>	<b>1.24%</b>	<b>14.96%</b>
<b>PENTICTON INDIAN BAND</b>	-	46,265	(46,265)	-100.00%		
<b>ELECTORAL AREA A</b>	1,649,787	1,541,512	108,275	7.02%	2.58%	4.44%
<b>ELECTORAL AREA B</b>	875,296	793,520	81,776	10.31%	5.35%	4.96%
<b>ELECTORAL AREA C</b>	2,646,065	2,478,883	167,182	6.74%	1.60%	5.14%
<b>ELECTORAL AREA D</b>	3,355,044	3,083,591	271,453	8.80%	0.99%	7.81%
<b>ELECTORAL AREA E</b>	2,821,187	2,587,328	233,859	9.04%	3.74%	5.30%
<b>ELECTORAL AREA F</b>	1,723,036	1,560,889	162,147	10.39%	1.54%	8.85%
<b>ELECTORAL AREA G</b>	1,240,534	1,097,296	143,238	13.05%	1.41%	11.64%
<b>ELECTORAL AREA H</b>	1,979,558	1,861,140	118,418	6.36%	2.10%	4.26%
<b>ELECTORAL AREA I</b>	2,230,071	2,097,712	132,359	6.31%	1.30%	5.01%
	<b>18,520,578</b>	<b>17,101,871</b>	<b>1,418,707</b>	<b>8.30%</b>	<b>2.04%</b>	<b>6.26%</b>
<b>TOTAL TAX REQUISITION FOR ALL BUDGETS</b>	<b>\$ 26,589,969</b>	<b>\$ 24,092,256</b>	<b>\$ 2,497,713</b>	<b>10.37%</b>	<b>1.49%</b>	<b>8.88%</b>

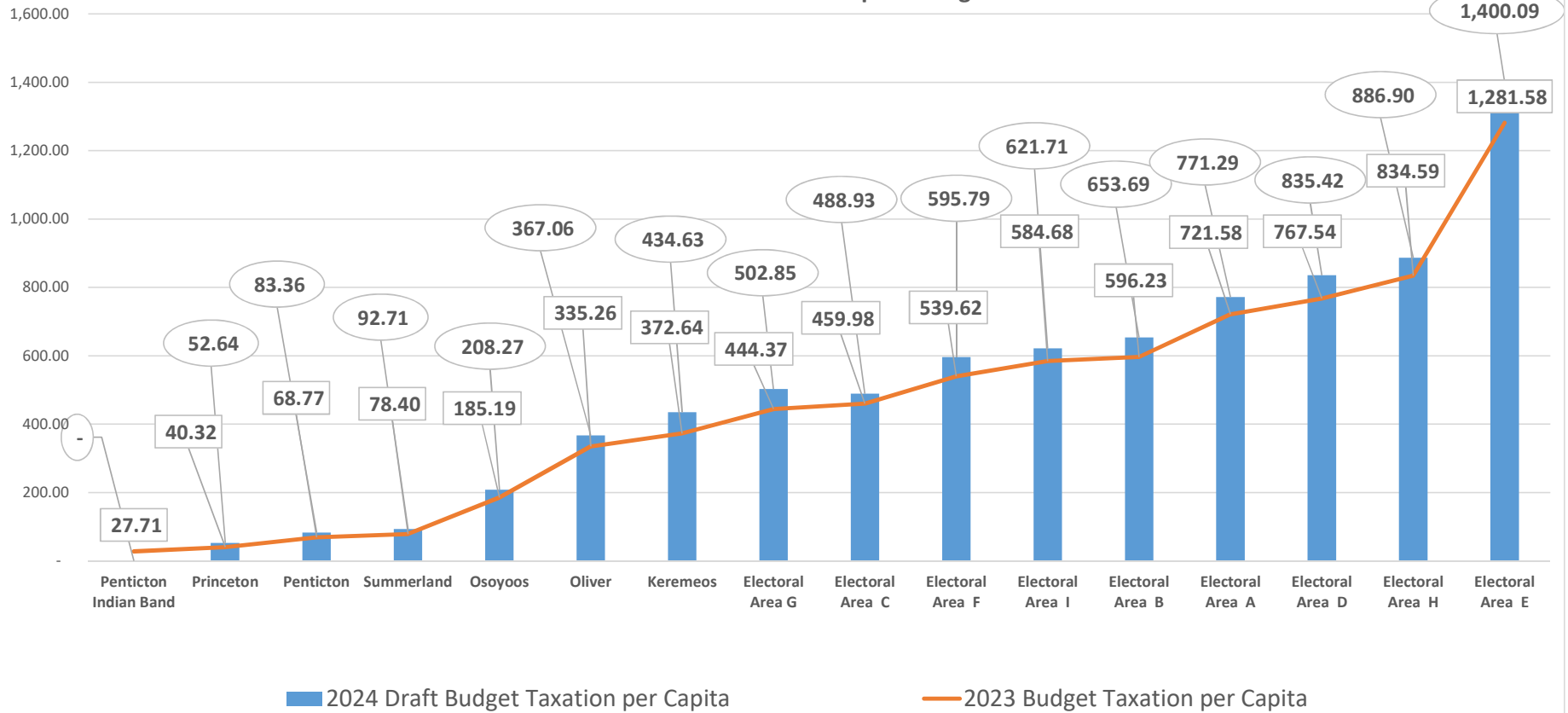


- RDOS PENTICTON
- RDOS SUMMERLAND
- RDOS PRINCETON
- RDOS OLIVER
- RDOS OSOYOOS
- RDOS KEREMEOS
- ELECTORAL AREA A
- ELECTORAL AREA B
- ELECTORAL AREA C
- ELECTORAL AREA D
- ELECTORAL AREA E
- ELECTORAL AREA F
- ELECTORAL AREA G
- ELECTORAL AREA H
- ELECTORAL AREA I
- PENTICTON INDIAN BAND

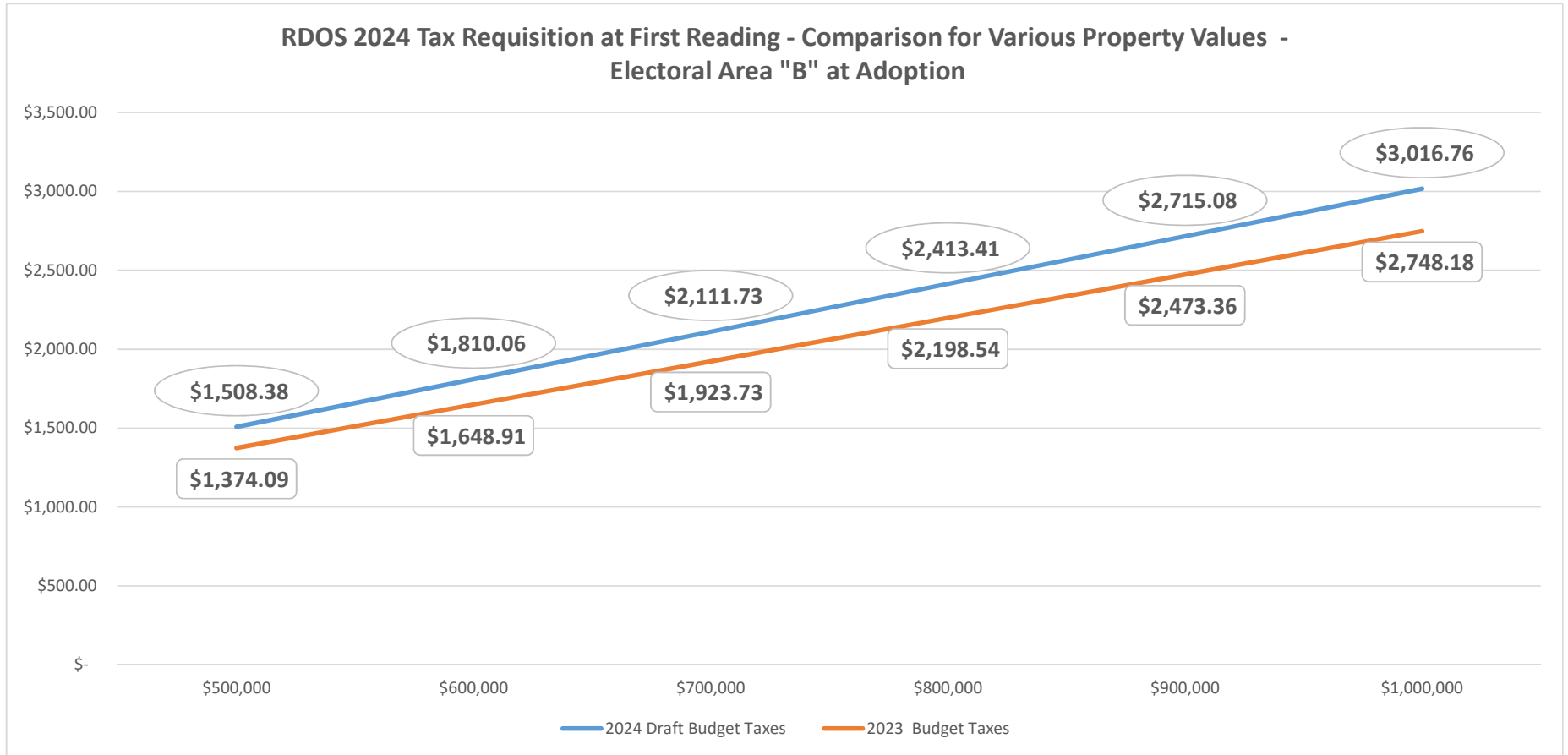
### RDOS 2024 Tax Requisition as at First Reading - Comparison to 2023 Requisition by Member Municipality and Electoral - At Adoption



**RDOS 2024 Taxation Per Capita Comparison as at First Reading - Comparison to 2023 by Member Municipality and Electoral Area - Adopted Budget**



**RDOS 2024 Tax Requisition at First Reading - Comparison for Various Property Values -  
Electoral Area "B" at Adoption**





**Regional District of Okanagan-Similkameen  
2024-2028 Operational Financial Plan  
GENERAL GOVERNMENT - 0100**

SLP, 1966 - No Tax Limit

		2023 Budget	2024 Budget	2025 Budget	2026 Budget	2027 Budget	2028 Budget
<b>No Tax Limit</b>		<b>No Tax Limit</b>	<b>No Tax Limit</b>	<b>No Tax Limit</b>	<b>No Tax Limit</b>	<b>No Tax Limit</b>	<b>No Tax Limit</b>
<b>Revenue</b>		<b>7.05%</b>	<b>36.51%</b>	<b>9.93%</b>	<b>3.21%</b>	<b>2.85%</b>	<b>2.85%</b>
TAX REQUISITION		1,612,212	2,200,765	2,419,219	2,496,980	2,568,023	2,641,328
GRANT IN LIEU OF TAXES		5,101	5,101	5,101	5,101	5,101	5,101
RECOVERIES - FOI			400	400	400	400	400
INTEREST INCOME		128,533	-	-	-	-	-
TRANSFER FROM OPERATIONAL RESERVE		57,000	80,000	80,000	80,000	80,000	80,000
MISCELLANEOUS REVENUE		10,201	5,000	5,000	5,000	5,000	5,000
PRIOR YEARS SURPLUS		349,206	-	-	-	-	-
<b>Total Revenue</b>		<b>\$ 2,162,253</b>	<b>\$ 2,291,266</b>	<b>\$ 2,509,720</b>	<b>\$ 2,587,481</b>	<b>\$ 2,658,524</b>	<b>\$ 2,731,829</b>
<b>Expense</b>							
SALARIES & WAGES		1,031,527	1,156,722	1,194,003	1,232,557	1,272,320	1,313,491
NEW FTE AS AUTHORIZED BY THE BOARD SALARIES & WAGES		29,722	256,687	412,739	421,252	429,942	438,820
SALARIES & WAGES - CRIME STOPPERS		92,000	92,500	92,500	92,500	92,500	92,500
HONORARIUMS - DIRECTORS		377,235	416,000	426,060	437,060	447,987	459,186
HONORARIUMS - CHAIRMAN		42,768	44,710	46,275	47,894	49,571	51,306
HONORARIUMS - VICE CHAIRMAN		7,993	8,177	8,463	8,759	9,065	9,383
<b>ADMINISTRATION CHARGE</b>		<b>99,666</b>	<b>133,732</b>	<b>146,987</b>	<b>151,015</b>	<b>155,226</b>	<b>159,570</b>
EDUCATION & TRAINING			1,200	1,242	1,285	1,330	1,377
INSURANCE - PROPERTY		4,467	6,500	6,728	6,963	7,207	7,459
INSURANCE - LIABILITY		31,181	42,000	43,470	44,991	46,566	48,196
SUPPLIES - BOARD DINNERS		25,000	27,000	27,945	28,923	29,935	30,983
ASSET MANAGEMENT SOFTWARE			33,238	34,568	34,568	35,951	37,389
TRAVEL - STAFF		10,302	12,000	12,360	12,731	13,113	13,506
TRAVEL - UBCM & OMMA CONVENTION			-	-	-	-	-
TRAVEL - BOARD		15,453	16,000	16,480	16,974	17,484	18,008
BOARD STAFF RECOGNITION			10,000	10,300	10,609	10,927	11,255
INTERNAL DEBT PRINCIPAL & INTEREST (SYR RESERVE BORROWING)			9,800	19,600	29,400	29,400	29,400
TRANSFER FROM OPERATIONAL RESERVE		349,206	-	-	-	-	-
TRANSFER TO DEPOSIT ACCOUNT		10,302	10,000	10,000	10,000	10,000	10,000
REGIONAL GRANT IN AID - Ha Ha Ha Kidz Fest		5,000	-	-	-	-	-
REGIONAL GRANT IN AID - Okanagan Similkameen Conservation Alliance		3,500	-	-	-	-	-
REGIONAL GRANT IN AID - South Okanagan Immigrant and Community Services		3,500	-	-	-	-	-
REGIONAL GRANT IN AID - Community Wellness Circle							
REGIONAL GRANT IN AID - Peach City Community Radio Society		5,250	-	-	-	-	-
REGIONAL GRANT IN AID - DB Foundation for Health Research			5,000	-	-	-	-
CARBON MITIGATION EXPENSE		6,181	-	-	-	-	-
SAFETY TRACKING - VEHICLES		12,000	-	-	-	-	-
<b>Total Expenses</b>		<b>\$ 2,162,253</b>	<b>\$ 2,291,266</b>	<b>\$ 2,509,720</b>	<b>\$ 2,587,481</b>	<b>\$ 2,658,524</b>	<b>\$ 2,731,829</b>



**Regional District of Okanagan-Similkameen**  
**2024-2028 Operational Financial Plan**  
**INVASIVE SPECIES (formerly noxious weeds) - 0200**

BL 2065.02, 2021 - Maximum Levy

		2023 Budget	2024 Budget	2025 Budget	2026 Budget	2027 Budget	2028 Budget
\$		68,750					
	<b>Revenue</b>						
		<b>REVIEW SOON</b>	<b>REVIEW REQUIRED</b>	<b>REVIEW REQUIRED</b>	<b>REVIEW REQUIRED</b>	<b>REVIEW REQUIRED</b>	<b>REVIEW REQUIRED</b>
		4.87%	34.96%	3.42%	3.43%	3.42%	3.42%
TAX REQUISITION		66,360	89,562	92,622	95,797	99,073	102,465
GRANT IN LIEU OF TAXES		93	96	100	103	107	110
TRANSFER FROM OPERATIONAL RESERVES		22,003	-	-	-	-	-
PROVINCIAL GRANTS		12,000	12,420	12,855	13,305	13,770	14,252
<b>Total Revenue</b>		<b>\$ 100,456</b>	<b>\$ 102,078</b>	<b>\$ 105,577</b>	<b>\$ 109,205</b>	<b>\$ 112,950</b>	<b>\$ 116,827</b>
	<b>Expense</b>						
SALARIES & WAGES		12,117	13,490	13,892	14,312	14,739	15,182
SALARIES & WAGES		-	-	-	-	-	-
ADMINISTRATION CHARGE		3,339	3,718	3,845	3,978	4,114	4,255
CONSULTANTS		50,000	51,750	53,561	55,436	57,376	59,384
CONSULTANTS - ABATEMENT PROGRAM		32,000	33,120	34,279	35,479	36,721	38,006
TRANSFER TO OPERATING RESERVE		3,000	-	-	-	-	-
<b>Total Expenses</b>		<b>\$ 100,456</b>	<b>\$ 102,078</b>	<b>\$ 105,577</b>	<b>\$ 109,205</b>	<b>\$ 112,950</b>	<b>\$ 116,827</b>





**Regional District of Okanagan-Similkameen  
2024-2028 Operational Financial Plan  
ELECTORAL AREA ADMINISTRATION - 0300**

SLP, 1966 - No Tax Limit

	2023 Budget	2024 Budget	2025 Budget	2026 Budget	2027 Budget	2028 Budget
<b>No Tax Limit</b>	<b>No Tax Limit</b>	<b>No Tax Limit</b>	<b>No Tax Limit</b>	<b>No Tax Limit</b>	<b>No Tax Limit</b>	<b>No Tax Limit</b>
<b>Revenue</b>	<b>16.41%</b>	<b>-2.41%</b>	<b>3.37%</b>	<b>3.39%</b>	<b>3.38%</b>	<b>3.38%</b>
TAX REQUISITION - ALL AREAS	2,667,222	2,602,949	2,690,603	2,781,939	2,875,877	2,973,078
GRANT IN LIEU OF TAXES	5,100	5,100	5,100	5,100	5,100	5,100
GRANTS	-	-	-	-	-	-
SEARCH FEES	-	5,000	5,100	5,202	5,306	5,412
TRANSFER FROM OPERATIONAL RESERVES	-	-	-	-	-	-
TRANSFER FROM RURAL AREA FEASIBILITY FUND	-	-	-	-	-	-
PROVINCIAL GRANTS	150,000	50,000	-	-	-	-
MISCELLANEOUS REVENUE	168,300	165,000	165,000	165,000	165,000	165,000
RECOVERABLE HERITAGE HILLS SEWER	80,000	150,000	-	-	-	-
RECOVERABLE HERITAGE HILLS WATER	-	20,000	-	-	-	-
HR SERVICES REVENUE	-	20,000	-	-	-	-
PRIOR YEARS SURPLUS	14,454	-	-	-	-	-
<b>Total Revenue</b>	<b>\$ 3,085,076</b>	<b>\$ 3,018,049</b>	<b>\$ 2,865,803</b>	<b>\$ 2,957,241</b>	<b>\$ 3,051,283</b>	<b>\$ 3,148,590</b>
<b>Expense</b>						
SALARIES & WAGES	2,351,382	2,513,167	2,594,408	2,678,319	2,764,827	2,854,354
NEW FTE AS AUTHORIZED BY THE BOARD SALARIES & WAGES	171,817	(178,157)	(161,837)	(166,920)	(172,366)	(177,981)
HONORARIUMS - DIRECTORS	181,000	186,430	192,023	197,784	203,717	209,829
ADMINISTRATION CHARGES	171,123	175,609	169,549	174,968	180,542	186,309
MEMBERSHIP & DUES	19,000	22,000	22,660	23,340	24,040	24,761
SPECIAL PROJECTS - AREA D - SKAHA ESTATES	-	200,000	-	-	-	-
SPECIAL PROJECTS - ELECTIONS	-	25,000	25,000	25,750	26,523	27,318
HERITAGE HILLS SEWER STUDY CF	150,000	50,000	-	-	-	-
VEHICLE DEPRECIATION	5,000	5,000	5,000	5,000	5,000	5,000
EQUIPMENT	7,000	7,000	7,000	7,000	7,000	7,000
LEGAL FEES	2,500	2,500	2,500	2,500	2,500	2,500
SUPPLIES	300	-	-	-	-	-
UTILITIES - TELEPHONE	10,000	6,000	6,000	6,000	6,000	6,000
TRANSFER TO OPERATIONAL RESERVE	14,454	-	-	-	-	-
CONTINGENCY	1,500	1,500	1,500	1,500	1,500	1,500
OTHER EXPENSES - MISCELLANEOUS	-	2,000	2,000	2,000	2,000	2,000
<b>Total Expenses</b>	<b>\$ 3,085,076</b>	<b>\$ 3,018,049</b>	<b>\$ 2,865,803</b>	<b>\$ 2,957,241</b>	<b>\$ 3,051,283</b>	<b>\$ 3,148,590</b>



**Regional District of Okanagan-Similkameen  
2024-2028 Operational Financial Plan  
911 EMERGENCY CALL SYSTEM - 0400**

BI 1095 & 1096 - No Tax Limit

		2023 Budget	2024 Budget	2025 Budget	2026 Budget	2027 Budget	2028 Budget
<b>No Tax Limit</b>		<b>No Tax Limit</b>	<b>No Tax Limit</b>	<b>No Tax Limit</b>	<b>No Tax Limit</b>	<b>No Tax Limit</b>	<b>No Tax Limit</b>
	<b>Revenue</b>	10.27%	19.71%	2.74%	2.75%	2.77%	-9.81%
	TAX REQUISITION	1,089,450	1,304,207	1,340,007	1,376,887	1,414,981	1,276,188
	GRANT IN LIEU OF TAXES	1,880	1,899	1,918	2,000	2,050	2,100
	PRIOR YEARS SURPLUS	21,550	17,466	-	-	-	-
	<b>Total Revenue</b>	<b>\$ 1,112,880</b>	<b>\$ 1,323,572</b>	<b>\$ 1,341,925</b>	<b>\$ 1,378,887</b>	<b>\$ 1,417,031</b>	<b>\$ 1,278,288</b>
	<b>Expense</b>						
	SALARIES & WAGES	105,466	107,629	111,257	115,002	118,876	122,887
	SALARIES & WAGES		18,772	19,341	19,928	20,526	21,142
	ADMINISTRATION CHARGES	31,343	37,439	38,627	39,853	41,118	42,424
	SITE & RADIO MAINTENANCE - ANNUAL CONTRACTS	25,486	25,613	26,433	27,279	28,152	29,053
	UNSCHEDULED MTNCE - FIREHALLS	10,483	15,000	15,480	15,975	16,486	17,014
	UNSCHEDULED MAINTENANCE - TOWERS	15,453	15,000	15,480	15,975	16,486	17,014
	OP - EQPT RENTAL - TRANSMITTER LEASE & M	93,873	110,000	113,520	117,153	120,902	124,771
	CONTRACTS - CENTRAL FIRE Dispatch	377,733	411,957	425,140	438,744	452,784	467,273
	CONTRACTS - OTHER RD - CORD - CENTRAL DI	195,894	199,812	206,206	212,805	219,615	226,643
	INSURANCE - PROPERTY	9,710	9,904	9,954	10,004	10,054	10,104
	INSURANCE - LIABILITY	5,500	5,638	5,666	5,694	5,722	5,751
	LEGAL FEES	3,000	3,000	3,096	3,195	3,297	3,403
	UHF AND VHF RADIO LICENSES	15,724	18,000	18,576	19,170	19,783	20,416
	UTILITIES - TELEPHONE	24,992	25,117	25,921	26,750	27,606	28,489
	DEBT INTEREST (Bylaw 2780/2623)	47,256	47,256	47,256	47,256	47,256	-
	DEBT PRINCIPAL (Bylaw 2780/2623)	130,864	130,864	130,864	130,864	130,864	-
	TRANSFER TO RESERVE CAPITAL	5,000	75,000	77,400	79,877	82,433	85,071
	TRANSFER TO RESERVES RE INTEREST	103	105	108	111	115	119
	TRANSFER TO OPERATING RESERVE	5,000	42,466	25,800	26,626	27,478	28,357
	CONTINGENCY	10,000	25,000	25,800	26,626	27,478	28,357
	<b>Total Expenses</b>	<b>\$ 1,112,880</b>	<b>\$ 1,323,572</b>	<b>\$ 1,341,925</b>	<b>\$ 1,378,887</b>	<b>\$ 1,417,031</b>	<b>\$ 1,278,288</b>



**Regional District of Okanagan-Similkameen  
2024-2028 Operational Financial Plan  
EMERGENCY PLANNING - 0410**

BL 2322, 2004 - No Tax Limit

	2023 Budget	2024 Budget	2025 Budget	2026 Budget	2027 Budget	2028 Budget
<b>No Tax Limit</b>	<b>No Tax Limit</b>	<b>No Tax Limit</b>	<b>No Tax Limit</b>	<b>No Tax Limit</b>	<b>No Tax Limit</b>	<b>No Tax Limit</b>
<b>Revenue</b>	<b>0.40%</b>	<b>114.64%</b>	<b>3.71%</b>	<b>-1.04%</b>	<b>2.05%</b>	<b>1.59%</b>
TAX REQUISITION	366,922	787,555	816,763	808,256	824,807	837,880
GRANT IN LIEU OF TAXES	550	555	561	570	575	600
TRANSFER FROM OPERATING RESERVE	60,000	-	-	-	-	-
PROVINCIAL GRANTS (Carry Forward)	1,266,103	1,583,024	-	-	-	-
PROV GRANTS - UBCM CRI	-	100,000	-	-	-	-
PRIOR YEARS SURPLUS	40,560	-	-	-	-	-
<b>Total Revenue</b>	<b>\$ 1,734,135</b>	<b>\$ 2,471,134</b>	<b>\$ 817,324</b>	<b>\$ 808,826</b>	<b>\$ 825,382</b>	<b>\$ 838,480</b>
<b>Expense</b>						
SALARIES & WAGES	136,154	178,576	184,291	190,195	196,285	202,585
SALARIES & WAGES		235,802	299,734	283,784	291,480	299,387
HONORARIUMS	7,085	7,120	7,156	7,192	7,228	7,264
ADMINISTRATION CHARGES	56,237	79,409	37,029	36,610	37,394	38,011
IT SUPPORT COSTS	3,500	3,605	3,713	3,825	3,939	4,057
FLOOD HAZARD RIKS ASSESSMENT - CF	-	100,000	-	-	-	-
UBCM CEPF - EMERGENCY SUPPORT SERVICES GRANT CF	89,750	-	-	-	-	-
UBCM CRI - FIRESMART GRANT STREAM 1 (OPERATIONS CF)	355,038	-	-	-	-	-
FIRESMART GRANT STREAM 1 (OPERATIONS)	-	240,997	-	-	-	-
EOC SANDBAG OPERATIONS	15,000	15,000	15,075	15,150	15,226	15,302
UBCM - CRI - FIRESMART GRANT STREAM (STAFFING) 2022 GRANT	406,020	-	-	-	-	-
UBCM - CRI - FIRESMART GRANT STREAM (STAFFING) 2022 GRANT	98,130	-	-	-	-	-
UBCM CEPR HEAT PREPAREDNESS CF	300,000	300,000	-	-	-	-
2023 CEPF UCBM GRANT CF	-	117,000	-	-	-	-
2023 EOC CEPF UBCM GRANT EXPENSE CF	-	112,790	-	-	-	-
2023 UBCM CRI FIRESMART GRANT CF	-	200,000	-	-	-	-
2023 CRI FIRESMART GRANT - AREA "A" CF	-	49,997	-	-	-	-
2023 CRI FIRESMART GRANT - AREA "B" CF	-	45,320	-	-	-	-
2023 CRI FIRESMART GRANT - AREA "C" CF	-	45,320	-	-	-	-
2023 CRI FIRESMART GRANT - AREA "D" CF	-	45,320	-	-	-	-
2023 CRI FIRESMART GRANT - AREA "E" CF	-	45,320	-	-	-	-
2023 CRI FIRESMART GRANT - AREA "F" CF	-	45,320	-	-	-	-
2023 CRI FIRESMART GRANT - AREA "G" CF	-	45,320	-	-	-	-
2023 CRI FIRESMART GRANT - AREA "H" CF	-	50,000	-	-	-	-
2023 CRI FIRESMART GRANT - AREA "I" CF	-	45,320	-	-	-	-
2023 E-911 GRANT	-	45,000	-	-	-	-
2024 CEPF DISASTER RISK REDUCTION GRANT	-	150,000	-	-	-	-
CONSULTANTS	4,000	4,080	4,100	4,121	4,142	4,163
AGREEMENT - REGIONAL SEARCH & RESCUE	71,500	90,000	90,450	90,902	91,357	91,814
OPERATIONAL SUPPORT ANIMAL EMERGENCY RESPONSE	10,000	15,000	15,075	15,150	15,226	15,302
REVIEW OF EMERGENCY PROGRAM	60,000	-	-	-	-	-
EDUCATION & TRAINING	25,502	25,630	25,758	25,887	26,016	26,146
EOC SUPPLIES	7,000	8,000	8,040	8,080	8,120	8,161
EQUIPMENT	5,239	5,000	5,050	5,100	5,150	5,200
EQUIPEMENT - SOFTWARE	-	26,000	26,100	26,200	26,300	26,400
INSURANCE - LIABILITY	3,000	3,060	3,121	3,184	3,247	-
INSURANCE - VEHICLE	900	3,000	3,015	3,030	3,045	3,060
LEGAL FEES	1,000	1,000	1,000	1,000	1,000	1,000
SUPPLIES	1,500	3,500	3,515	3,530	3,545	3,550
EOC SUPPLIES	10,000	10,000	10,050	10,100	10,151	10,202
SUPPLIES - MEALS	1,000	1,020	1,040	1,061	1,082	1,087
TRAVEL/LEASING	7,000	7,140	7,283	7,428	7,577	7,578
UTILITIES - TELEPHONE	4,020	5,500	5,528	5,556	5,584	5,612
TRANSFER TO OPERATING RESERVE	40,560	45,368	45,595	45,823	46,052	46,282
EMERGENCY SOCIAL SERVICES	15,000	15,300	15,606	15,918	16,236	16,317
<b>Total Expenses</b>	<b>\$ 1,734,135</b>	<b>\$ 2,471,134</b>	<b>\$ 817,324</b>	<b>\$ 808,826</b>	<b>\$ 825,382</b>	<b>\$ 838,480</b>



**Regional District of Okanagan-Similkameen  
2024-2028 Operational Financial Plan  
DEVELOPMENT INFRASTRUCTURE - 4200**

LGA Part 26 - No Tax Limit

		2023 Budget	2024 Budget	2025 Budget	2026 Budget	2027 Budget	2028 Budget
<b>No Tax Limit</b>		<b>No Tax Limit</b>	<b>No Tax Limit</b>	<b>No Tax Limit</b>	<b>No Tax Limit</b>	<b>No Tax Limit</b>	<b>No Tax Limit</b>
	<b>Revenue</b>	<b>-65.19%</b>	<b>123.76%</b>	<b>15.68%</b>	<b>3.38%</b>	<b>3.38%</b>	<b>2.58%</b>
TAX REQUISITION		48,224	107,905	124,828	129,053	133,413	136,858
SUBDIVISION SERVICING FEES		12,000	12,000	12,240	12,485	12,735	12,990
SUBDIVISION SERVICING FEES		10,000	12,500	12,750	13,005	13,265	13,530
DEVELOPER FUNDED WATER MODEL		6,000	9,000	9,315	9,641	9,978	10,327
ENGINEERING REVIEW FEES		15,000	25,000	25,875	26,781	27,718	28,688
RECOVERIES FROM PLANNING REFERRALS		20,000	20,000	20,000	20,000	20,000	20,000
TRANSFER FROM OPERATING RESERVE		10,000	23,000	23,690	24,401	25,133	25,887
<b>Total Revenue</b>		<b>\$ 121,224</b>	<b>\$ 209,405</b>	<b>\$ 228,698</b>	<b>\$ 235,366</b>	<b>\$ 242,242</b>	<b>\$ 248,280</b>
	<b>Expense</b>						
SALARIES & WAGES		89,813	102,904	106,375	109,967	113,680	117,518
NEW FTE AS AUTHORIZED BY THE BOARD SALARIES & WAGES		-	55,773	70,031	72,133	74,297	76,526
<b>ADMINISTRATION CHARGES</b>		<b>5,249</b>	<b>9,328</b>	<b>10,254</b>	<b>10,574</b>	<b>10,903</b>	<b>11,193</b>
CONSULTANTS		6,000	6,000	6,180	6,365	6,556	6,753
EDUCATION & TRAINING		500	750	765	780	796	812
DEVELOPER FUNDED INFRASTRUCTURE		10,000	12,500	12,750	13,005	13,265	13,530
INSURANCE - LIABILITY		912	930	949	968	987	-
LEGAL FEES		2,500	5,000	5,150	5,305	5,464	5,628
SUPPLIES		250	200	204	208	212	216
TRAVEL/LEASING		1,000	1,020	1,040	1,061	1,082	1,104
TRANSFER TO OPERATING RESERVE		5,000	15,000	15,000	15,000	15,000	15,000
<b>Total Expenses</b>		<b>\$ 121,224</b>	<b>\$ 209,405</b>	<b>\$ 228,698</b>	<b>\$ 235,366</b>	<b>\$ 242,242</b>	<b>\$ 248,280</b>



**Regional District of Okanagan-Similkameen  
2024-2028 Operational Financial Plan  
ILLEGAL DUMPING - 4250**

**BI 2184 - Maximum Levy**

		2023 Budget	2024 Budget	2025 Budget	2026 Budget	2027 Budget	2028 Budget
\$		<b>25,000</b>					
	<b>Revenue</b>	<b>REVIEW REQUIRED</b>	<b>REVIEW REQUIRED</b>	<b>REVIEW REQUIRED</b>	<b>REVIEW REQUIRED</b>	<b>REVIEW REQUIRED</b>	<b>REVIEW REQUIRED</b>
		0.92%	12.61%	2.40%	2.43%	2.44%	2.47%
TAX REQUISITION		35,882	40,407	41,378	42,384	43,417	44,491
PRIOR YEARS SURPLUS		4,325	-	-	-	-	-
<b>Total Revenue</b>		<b>\$ 40,207</b>	<b>\$ 40,407</b>	<b>\$ 41,378</b>	<b>\$ 42,384</b>	<b>\$ 43,417</b>	<b>\$ 44,491</b>
	<b>Expense</b>						
SALARIES & WAGES		16,456	19,300	19,886	20,493	21,115	21,762
SALARIES & WAGES			186	192	199	205	211
ADMINISTRATION CHARGES		932	1,108	1,143	1,180	1,217	1,256
CONTRACT SERVICES		3,000	3,000	3,105	3,214	3,326	3,443
CONTRACT SERVICES - TIPPING FEES		5,500	5,500	5,693	5,892	6,098	6,312
INSURANCE - LIABILITY		152	152	157	163	169	174
ADVERTISING - PUBLIC EDUCATION		761	761	788	815	844	874
TRAVEL/LEASING		406	400	414	428	443	459
TRANSFER TO OPERATING RESERVE		13,000	10,000	10,000	10,000	10,000	10,000
<b>Total Expenses</b>		<b>\$ 40,207</b>	<b>\$ 40,407</b>	<b>\$ 41,378</b>	<b>\$ 42,384</b>	<b>\$ 43,417</b>	<b>\$ 44,491</b>



**Regional District of Okanagan-Similkameen  
2024-2028 Operational Financial Plan  
SOLID WASTE MANAGEMENT - 4300**

1899.02, 2012 - Assessment

	2023 Budget	2024 Budget	2025 Budget	2026 Budget	2027 Budget	2028 Budget
<b>\$</b>	<b>367,237</b>					
<b>Revenue</b>	<b>Compliant</b>	<b>Compliant</b>	<b>Compliant</b>	<b>Compliant</b>	<b>Compliant</b>	<b>Compliant</b>
	11.36%	-37.59%	8.68%	2.57%	2.56%	2.59%
TAX REQUISITION	280,633	175,156	190,364	195,252	200,259	205,453
TRANSFER FROM OPERATING RESERVE	7,086	245,000	-	-	-	-
PRIOR YEARS SURPLUS	250,000	245,000	-	-	-	-
<b>Total Revenue</b>	<b>\$ 537,719</b>	<b>\$ 665,156</b>	<b>\$ 190,364</b>	<b>\$ 195,252</b>	<b>\$ 200,259</b>	<b>\$ 205,453</b>
<b>Expense</b>						
SALARIES & WAGES	120,620	107,922	111,216	114,645	118,143	121,776
NEW FTE AS AUTHORIZED BY THE BOARD SALARIES & WAGES	27,008	182	188	195	201	207
ADMINISTRATION CHARGES	9,393	8,404	9,134	9,369	9,609	9,858
CONSULTANTS CF	250,000	245,000				
CONSULTANTS			30,000	30,000	30,000	30,000
CONTRACTOR - WEBSITE EXCHANGE SITE	8,120	8,120	8,404	8,698	9,003	9,318
MEMBERSHIP & DUES	3,986	4,555	4,714	4,879	5,050	5,227
FOOD COMPOSTING EDUCATION	25,000	25,000	5,000	5,000	5,000	5,000
INSURANCE - LIABILITY	773	773	800	828	857	887
LEGAL FEES	100	100	104	107	111	115
SUPPLIES	2,000	2,000	2,070	2,142	2,217	2,295
BEAR SMART EXPENSES	9,500	16,600	17,181	17,782	18,405	19,049
BEAR SMART EXPENSES	7,086	-	-	-	-	-
BEAR SMART EXPENSES	1,500	1,500	1,553	1,607	1,663	1,721
TRANSFER TO OPERATING RESERVE	72,633	245,000	-	-	-	-
<b>Total Expenses</b>	<b>\$ 537,719</b>	<b>\$ 665,156</b>	<b>\$ 190,364</b>	<b>\$ 195,252</b>	<b>\$ 200,259</b>	<b>\$ 205,453</b>



**Regional District of Okanagan-Similkameen  
2024-2028 Operational Financial Plan  
ELECTORAL AREA PLANNING - 5000**

**LGA Part 26 - No Tax Limit**

		2023 Budget	2024 Budget	2025 Budget	2026 Budget	2027 Budget	2028 Budget
<b>No Tax Limit</b>							
	<b>Revenue</b>	<b>No Tax Limit</b>	<b>No Tax Limit</b>	<b>No Tax Limit</b>	<b>No Tax Limit</b>	<b>No Tax Limit</b>	<b>No Tax Limit</b>
		15.67%	10.67%	4.73%	2.64%	2.59%	8.36%
TAX REQUISITION		1,322,564	1,463,656	1,532,911	1,573,343	1,614,055	1,748,959
DEVELOPMENT APPLICATION FEES		100,000	105,000	110,000	115,000	120,000	120,000
TRANSFER FROM OPERATING RESERVE		30,000	70,000	-	-	-	-
PRIOR YEARS SURPLUS		-	70,000	-	-	-	-
<b>Total Revenue</b>		<b>\$ 1,452,564</b>	<b>\$ 1,708,656</b>	<b>\$ 1,642,911</b>	<b>\$ 1,688,343</b>	<b>\$ 1,734,055</b>	<b>\$ 1,868,959</b>
	<b>Expense</b>						
SALARIES & WAGES		836,962	909,960	937,416	965,695	994,852	1,024,939
NEW FTE AS AUTHORIZED BY THE BOARD SALARIES & WAGES		23,529	68,018	98,319	100,372	102,436	104,544
BOARD OF VARIANCE		769	788	808	828	900	-
APC EXPENSES		1,538	1,576	1,615	1,655	2,000	2,000
<b>ADMINISTRATION CHARGES</b>		<b>76,680</b>	<b>89,393</b>	<b>93,704</b>	<b>96,305</b>	<b>98,978</b>	<b>106,914</b>
BYLAW ENFORCEMENT ALLOCATION		166,254	182,273	188,653	195,256	202,089	209,163
CONSULTANTS		100,000	100,000	100,000	100,000	100,000	100,000
<b>CONSULTANTS CF</b>		<b>-</b>	<b>70,000</b>	<b>-</b>	<b>-</b>	<b>-</b>	<b>-</b>
PLANNING REFERRALS TO SUBDIVISION SERVICING		20,000	20,000	20,000	20,000	20,000	20,000
CONTRACT SERVICES		35,000	-	-	-	-	-
EDUCATION & TRAINING		10,250	15,000	16,000	17,000	18,000	19,000
ENVIRONMENTAL PROJECTS		10,000	10,000	10,000	10,000	10,000	10,000
EQUIPMENT		18,040	18,491	18,953	19,427	20,000	21,000
INSURANCE - LIABILITY		8,482	8,694	8,911	9,134	9,200	93,000
LEGAL FEES		41,000	42,025	43,076	44,153	45,000	46,000
LEGAL FEES - COVENANT REGISTRATIONS		7,000	7,100	7,200	7,300	7,400	7,500
SUPPLIES		9,000	9,100	9,200	9,300	9,400	9,500
ADVERTISING		20,000	15,500	16,500	17,500	18,500	19,000
TRAVEL/LEASING		4,100	4,203	4,308	4,416	4,500	4,500
UTILITIES - TELEPHONE		1,000	2,000	2,100	2,200	2,300	2,300
TRANSFER TO OPERATING RESERVE		58,860	130,332	61,840	63,386	64,000	65,000
CONTINGENCY		4,100	4,203	4,308	4,416	4,500	4,600
<b>Total Expenses</b>		<b>\$ 1,452,564</b>	<b>\$ 1,708,656</b>	<b>\$ 1,642,911</b>	<b>\$ 1,688,343</b>	<b>\$ 1,734,055</b>	<b>\$ 1,868,959</b>



**Regional District of Okanagan-Similkameen  
2024-2028 Operational Financial Plan  
DESTRUCTION OF PESTS - 5500**

Sec 767(5), SLP May 2,1967 - Assessment

		2023 Budget	2024 Budget	2025 Budget	2026 Budget	2027 Budget	2028 Budget
\$		2,649,855					
	<b>Revenue</b>	<b>Compliant</b>	<b>Compliant</b>	<b>Compliant</b>	<b>Compliant</b>	<b>Compliant</b>	<b>Compliant</b>
		-111.98%	-738.58%	14.59%	12.84%	3.27%	3.30%
	TAX REQUISITION	(638)	4,074	4,669	5,268	5,440	5,620
	CONTRACT - OLIVER	275	285	295	305	316	327
	CONTRACT - VILLAGE OF KEREMEOS	275	285	295	305	316	327
	TRANSFER FROM OPERATING RESERVE	6,097	-	-	-	-	-
	<b>Total Revenue</b>	<b>\$ 6,009</b>	<b>\$ 4,644</b>	<b>\$ 5,259</b>	<b>\$ 5,878</b>	<b>\$ 6,072</b>	<b>\$ 6,274</b>
	<b>Expense</b>						
	SALARIES & WAGES	2,261	2,115	2,178	2,244	2,310	2,380
	ADMINISTRATION CHARGES	198	169	192	214	221	229
	OPERATIONS - HEALTH & SAFETY	52	54	56	58	60	62
	CONTRACT SERVICES - SPRAYING	2,500	1,500	2,000	2,500	2,588	2,678
	EDUCATION & TRAINING	259	268	277	287	297	308
	INSURANCE - LIABILITY	19	20	20	21	22	23
	SUPPLIES	50	52	54	55	57	59
	ADVERTISING	200	207	214	222	230	238
	TRAVEL/LEASING	250	259	268	277	287	297
	TRANSFER TO OPERATIONAL RESERVES	220	-	-	-	-	-
	<b>Total Expenses</b>	<b>\$ 6,009</b>	<b>\$ 4,644</b>	<b>\$ 5,259</b>	<b>\$ 5,878</b>	<b>\$ 6,072</b>	<b>\$ 6,274</b>





**Regional District of Okanagan-Similkameen**  
**2024-2028 Operational Financial Plan**  
**NUISANCE CONTROL (Regional Service) - 5550**

BL 2198.01, 2008 - Maximum Tax Limit

		2023 Budget	2024 Budget	2025 Budget	2026 Budget	2027 Budget	2028 Budget
\$		31,250					
	<b>Revenue</b>	<b>Compliant</b>	<b>Compliant</b>	<b>Compliant</b>	<b>Compliant</b>	<b>Compliant</b>	<b>Compliant</b>
		-8.13%	9.28%	0.00%	0.00%	0.00%	0.00%
	TAX REQUISITION	23,742	25,945	25,945	25,945	25,945	25,945
	TRANSFER FROM OPERATING RESERVE	2,143	-	-	-	-	-
	PRIOR YEARS SURPLUS	2	-	-	-	-	-
	<b>Total Revenue</b>	\$ 25,887	\$ 25,945	\$ 25,945	\$ 25,945	\$ 25,945	\$ 25,945
	<b>Expense</b>						
	ADMINISTRATION CHARGES	887	945	945	945	945	945
	OP - SW - STARLING CONTROL	25,000	25,000	25,000	25,000	25,000	25,000
	<b>Total Expenses</b>	\$ 25,887	\$ 25,945	\$ 25,945	\$ 25,945	\$ 25,945	\$ 25,945



**Regional District of Okanagan-Similkameen  
2024-2028 Operational Financial Plan  
MOSQUITO CONTROL - 5700**

	2023 Budget	2024 Budget	2025 Budget	2026 Budget	2027 Budget	2028 Budget
<b>Revenue</b>	<b>5.16%</b>	<b>9.66%</b>	<b>4.09%</b>	<b>3.98%</b>	<b>3.53%</b>	<b>3.50%</b>
TAX REQUISITION	170,325	186,776	194,420	202,166	209,310	216,642
TRANSFER FROM RESERVE	10,000	50	50	50	50	50
TRANSFER FROM OPERATING RESERVE		8,000	6,000	5,000	4,000	3,000
MISCELLANEOUS REVENUE	18,000	28,000	28,560	29,131	29,714	30,308
<b>Total Revenue</b>	\$ 198,325	\$ 222,826	\$ 229,030	\$ 236,347	\$ 243,074	\$ 250,000
<b>Expense</b>						
SALARIES & WAGES	95,691	99,885	102,881	105,983	109,148	112,421
SALARIES & WAGES		5,251	5,409	5,572	5,739	5,911
ADMINISTRATION CHARGES	6,571	7,856	8,052	8,255	8,462	8,712
HELICOPTER SPRAYING	35,000	40,000	40,800	41,616	42,448	43,297
OP - W&S - PERMIT FEES	1,035	1,056	1,077	1,099	1,121	1,143
OPERATIONS - HEALTH & SAFETY	518	528	539	550	561	572
CONSULTANTS	500	1,200	1,224	1,248	1,273	1,298
EDUCATION & TRAINING	1,056	1,077	1,099	1,121	1,143	1,166
DEPRECIATION	4,000	4,000	4,000	4,000	4,000	4,000
EQUIPMENT	1,200	1,224	1,248	1,273	1,298	1,324
INSURANCE - LIABILITY	853	870	887	905	923	941
INSURANCE - VEHICLE	2,187	2,231	2,276	2,322	2,368	2,415
SUPPLIES	33,000	40,000	40,800	41,616	42,448	43,297
ADVERTISING	500	510	520	530	541	552
TRAVEL/LEASING	13,000	13,260	13,525	13,796	14,072	14,353
UTILITIES - TELEPHONE	714	728	743	758	773	788
TRANSFER TO VEHICLE REPLACEMENT RESERVE		1,000	2,000	3,000	4,000	4,000
TRANSFER TO INTEREST RESERVE		50	50	50	50	50
TRANSFER TO OPERATING RESERVE	2,500	2,100	1,900	2,653	2,706	2,760
<b>Total Expenses</b>	\$ 198,325	\$ 222,826	\$ 229,030	\$ 236,347	\$ 243,074	\$ 250,000



**Regional District of Okanagan-Similkameen  
2024-2028 Operational Financial Plan  
REGIONAL TRAILS - 7720**

RG735 G716, RG734 535, RG73 B16 BL1470.02, - Assessment

	2023 Budget	2024 Budget	2025 Budget	2026 Budget	2027 Budget	2028 Budget
<b>\$</b>	<b>597,301</b>					
<b>Revenue</b>	<b>Compliant</b>	<b>Compliant</b>	<b>Compliant</b>	<b>Compliant</b>	<b>Compliant</b>	<b>Compliant</b>
	9.09%	-5.78%	3.53%	3.17%	3.16%	3.17%
TAX REQUISITION	433,325	408,289	422,708	436,097	449,867	464,107
PARKS REALLOCATION	44,000	45,540	46,997	48,501	50,053	51,655
KVR Trail Mgmt. - PROVINCIAL CONTRIBUTION	5,000	5,175	5,341	5,512	5,688	5,870
TRANSFER FROM CAPITAL RESERVE KVR TRAIL CONST. CHUTE LK TO LITTLE TUNNEL	8,000	8,280	8,545	8,818	9,100	9,391
PRIOR YEARS SURPLUS	5,630	-	-	-	-	-
<b>Total Revenue</b>	<b>\$ 495,955</b>	<b>\$ 467,284</b>	<b>\$ 483,591</b>	<b>\$ 498,928</b>	<b>\$ 514,708</b>	<b>\$ 531,023</b>
<b>Expense</b>						
SALARIES & WAGES	179,298	199,328	205,535	211,934	218,515	225,333
NEW FTE AS AUTHORIZED BY THE BOARD SALARIES & WAGES	8,089	(38,642)	(37,188)	(38,395)	(39,661)	(40,967)
ADMINISTRATION CHARGES	19,273	19,241	19,921	20,552	21,201	21,872
TRAIL MAINTENANCE	20,000	20,400	21,053	21,727	22,422	23,140
ACQUISITION & MANAGEMENT	14,151	15,384	15,877	16,385	16,909	17,451
CONTRACT SERVICES - TRAIL MAINTENANCE	56,375	55,000	56,760	58,576	60,450	62,384
CONTRACT SERVICES	35,378	32,778	32,597	33,702	34,844	36,022
EDUCATION & TRAINING	4,121	4,265	4,401	4,542	4,687	4,837
AMORTIZATION EXPENSE	18,544	19,193	19,807	20,441	21,095	21,770
VEHICLE & EQUIPMENT	16,000	16,560	17,090	17,637	18,201	18,783
PARK/FACILITY IMPROVEMENTS	9,272	9,597	9,904	10,221	10,548	10,886
INSURANCE - PROPERTY	371	378	390	402	415	428
INSURANCE - LIABILITY	1,834	1,898	1,959	2,022	2,087	2,154
INSURANCE - VEHICLE	12,363	12,796	13,205	13,628	14,064	14,514
SUPPLIES - FACILITY	9,787	10,129	10,453	10,788	11,133	11,489
ADVERTISING	2,576	2,666	2,751	2,839	2,930	3,024
TRAVEL AND LEASE	13,393	13,862	14,306	14,764	15,236	15,724
MFA LEASING	24,500	25,358	26,170	27,008	27,872	28,763
TRANSFER TO CAPITAL RESERVE	45,000	46,575	48,065	49,603	51,190	52,828
TRANSFER TO OPERATING RESERVE	5,630	518	535	552	570	588
<b>Total Expenses</b>	<b>\$ 495,955</b>	<b>\$ 467,284</b>	<b>\$ 483,591</b>	<b>\$ 498,928</b>	<b>\$ 514,708</b>	<b>\$ 531,023</b>



**Regional District of Okanagan-Similkameen  
2024-2028 Operational Financial Plan  
TRANSIT - REGIONAL - 8200**

BL 2809 - Assessment

		2023 Budget	2024 Budget	2025 Budget	2026 Budget	2027 Budget	2028 Budget
\$		359,116					
	<b>Revenue</b>	<b>Compliant</b>	<b>Compliant</b>	<b>Compliant</b>	<b>Compliant</b>	<b>Compliant</b>	<b>Compliant</b>
		9.44%	1.50%	3.27%	3.27%	3.27%	3.27%
	TAX REQUISITION	238,993	242,580	250,504	258,689	267,140	275,866
	TRANSIT FARES	60,425	65,474	67,569	69,731	71,962	74,265
	PROVINCIAL GRANT SAFE START	13,032	13,032	13,449	13,879	14,323	14,781
	MISCELLANEOUS REVENUE	18,801	19,337	19,956	20,595	21,254	21,934
	PRIOR YEARS SURPLUS	28,995	-	-	-	-	-
	<b>Total Revenue</b>	<b>\$ 360,246</b>	<b>\$ 340,423</b>	<b>\$ 351,478</b>	<b>\$ 362,894</b>	<b>\$ 374,679</b>	<b>\$ 386,846</b>
	<b>Expense</b>						
	SALARIES & WAGES	38,878	50,920	52,673	54,487	56,361	58,300
	NEW FTE AS AUTHORIZED BY THE BOARD SALARIES & WAGES	673	(16,422)	(16,914)	(17,422)	(17,945)	(18,483)
	ADMINISTRATION CHARGES	11,348	12,369	12,770	13,185	13,613	14,055
	MAINTAINENCE	1,550	1,600	1,651	1,704	1,759	1,815
	OPERATIONS	277,252	289,511	298,775	308,336	318,203	328,385
	TRANSFER TO OPERATING RESERVE	28,995	845	872	900	929	959
	OTHER EXPENSES - MARKETING	1,550	1,600	1,651	1,704	1,759	1,815
	<b>Total Expenses</b>	<b>\$ 360,246</b>	<b>\$ 340,423</b>	<b>\$ 351,478</b>	<b>\$ 362,894</b>	<b>\$ 374,679</b>	<b>\$ 386,846</b>



**Regional District of Okanagan-Similkameen  
2024-2028 Operational Financial Plan  
ANIMAL CONTROL - "A", "B", "C", "D", "E", "F", "G", "H", "I" - 9200**

2775, 2017 No Tax Limit

		2023 Budget	2024 Budget	2025 Budget	2026 Budget	2027 Budget	2028 Budget
<b>No Tax Limit</b>		<b>No Tax Limit</b>	<b>No Tax Limit</b>	<b>No Tax Limit</b>	<b>No Tax Limit</b>	<b>No Tax Limit</b>	<b>No Tax Limit</b>
	<b>Revenue</b>	<b>21.53%</b>	<b>4.55%</b>	<b>3.90%</b>	<b>3.73%</b>	<b>-12.72%</b>	<b>4.15%</b>
TAX REQUISITION - ALL AREAS		161,840	169,198	175,798	182,364	159,160	165,762
GRANT IN LIEU OF TAXES		510	515	520	525	536	600
ENFORCEMENT FEES		6,121	6,182	6,244	6,369	6,496	6,600
IMPOUND FEES		1,010	1,030	1,041	1,062	1,083	1,100
LICENSING REVENUE		20,402	20,606	20,812	21,228	51,653	52,500
<b>Total Revenue</b>		<b>\$ 189,883</b>	<b>\$ 197,531</b>	<b>\$ 204,415</b>	<b>\$ 211,548</b>	<b>\$ 218,928</b>	<b>\$ 226,562</b>
	<b>Expense</b>						
ADMINISTRATION CHARGES		8,575	9,478	9,808	10,150	10,505	10,871
BYLAW ENFORCEMENT ALLOCATION		37,786	42,082	43,555	45,080	46,657	48,290
CONTRACTS - ANIMAL CONTROL		138,462	142,830	147,829	153,003	158,358	163,901
LEGAL FEES		2,000	-	-	-	-	-
SUPPLIES		2,060	2,091	2,123	2,165	2,208	2,300
ADVERTISING		1,000	1,050	1,100	1,150	1,200	1,200
<b>Total Expenses</b>		<b>\$ 189,883</b>	<b>\$ 197,531</b>	<b>\$ 204,415</b>	<b>\$ 211,548</b>	<b>\$ 218,928</b>	<b>\$ 226,562</b>



**Regional District of Okanagan-Similkameen**  
**2024-2028 Operational Financial Plan**  
**REGIONAL ECONOMIC DEVELOPMENT (OK FILM) - 9390**

BL 2743 - Assessment

		2023 Budget	2024 Budget	2025 Budget	2026 Budget	2027 Budget	2028 Budget
\$		42,249					
	<b>Revenue</b>	<b>Compliant</b>	<b>Compliant</b>	<b>Compliant</b>	<b>Compliant</b>	<b>Compliant</b>	<b>Compliant</b>
		0.17%	10.63%	0.00%	0.00%	-9.40%	10.38%
TAX REQUISITION		36,242	40,093	40,093	40,093	36,323	40,093
<b>Total Revenue</b>		<b>\$ 36,242</b>	<b>\$ 40,093</b>	<b>\$ 40,093</b>	<b>\$ 40,093</b>	<b>\$ 36,323</b>	<b>\$ 40,093</b>
	<b>Expense</b>						
ADMINISTRATION CHARGE		1,242	1,460	1,460	1,460	1,323	1,460
GRANT OK FILM COMM		35,000	38,633	38,633	38,633	35,000	38,633
<b>Total Expenses</b>		<b>\$ 36,242</b>	<b>\$ 40,093</b>	<b>\$ 40,093</b>	<b>\$ 40,093</b>	<b>\$ 36,323</b>	<b>\$ 40,093</b>



**Regional District of Okanagan-Similkameen  
2024-2028 Operational Financial Plan  
FIRE PROTECTION - KEREMEOS AREAS "B" & "G" - 1100**

C716 BL 2178.01,2006 - Assessment

	2023 Budget	2024 Budget	2025 Budget	2026 Budget	2027 Budget	2028 Budget
<b>\$</b>	<b>210,000</b>					
<b>Revenue</b>	<b>REVIEW REQUIRED</b>	<b>REVIEW REQUIRED</b>	<b>REVIEW REQUIRED</b>	<b>REVIEW REQUIRED</b>	<b>REVIEW REQUIRED</b>	<b>REVIEW REQUIRED</b>
	13.00%	6.64%	9.57%	5.94%	5.67%	5.89%
TAX REQUISITION	630,901	672,815	737,230	780,994	825,291	873,869
GRANT IN LIEU OF TAXES	4,753	4,753	4,753	4,753	4,753	4,848
AGREEMENT - FIRST NATIONS	17,500	19,000	19,950	20,948	21,995	23,095
ROAD RESCUE REVENUE	8,000	8,000	8,000	8,000	8,000	8,160
<b>Total Revenue</b>	<b>\$ 661,154</b>	<b>\$ 704,568</b>	<b>\$ 769,933</b>	<b>\$ 814,695</b>	<b>\$ 860,039</b>	<b>\$ 909,972</b>
<b>Expense</b>						
SALARIES & WAGES	1,324	1,362	1,410	1,459	1,511	1,563
NEW FTE AS AUTHORIZED BY THE BOARD SALARIES & WAGES	-	-	-	-	-	-
HONORARIUMS - FIREFIGHTERS	277,824	306,000	325,800	344,600	363,500	385,800
BENEFITS-FIREFIGHTERS	2,500	4,500	5,000	5,500	6,000	7,000
ADMINISTRATION CHARGES	20,835	24,344	25,801	27,229	28,685	30,361
BUILDING MAINTENANCE	13,500	16,000	16,800	17,640	18,522	19,448
EQUIPMENT MAINTENANCE	11,330	12,000	12,600	13,230	13,892	14,586
EQUIPMENT MAINTENANCE - VEHICLES	13,500	14,500	15,225	15,986	16,786	17,625
EQUIPMENT MAINT - TURNOUT GEAR REPAIR						
OP - FD - LICENSES & PERMITS	4,000	5,600	5,880	6,174	6,483	6,807
CONTRACT SERVICES	9,000	9,000	9,450	9,923	10,419	10,940
EDUCATION & TRAINING	34,000	38,000	39,900	41,895	43,990	46,189
CONFERENCES	8,400	8,650	9,083	9,537	10,013	10,514
INSURANCE - PROPERTY	5,047	5,148	5,405	5,676	5,959	6,257
INSURANCE - LIABILITY	1,050	1,200	1,260	1,323	1,389	1,459
INSURANCE - FIREFIGHTERS ACCIDENT	4,100	4,250	4,463	4,686	4,920	5,166
INSURANCE - VEHICLE	11,300	11,700	12,285	12,899	13,544	14,221
LEGAL FEES	4,000	4,000	4,200	4,410	4,631	4,862
FUEL - VEHICLES	12,000	12,000	12,600	13,230	13,892	14,586
UTILITIES	8,000	8,400	8,820	9,261	9,724	10,210
UTILITIES - TELEPHONE	9,000	9,450	9,923	10,419	10,940	11,487
DEBT INTEREST (Bylaw 2887/2802)	6,965	6,965	6,965	6,965	6,965	6,965
DEBT PRINCIPAL (Bylaw 2887/2802)	20,239	20,239	20,239	20,239	20,239	20,239
INTERNAL DEBT FINANCING	-	-	-	-	-	-
TRANSFER TO EQUIP RESERVE	20,000	-	-	-	-	-
TRANSFER TO RESERVE - BUILDING	20,000	25,000	40,000	45,000	50,000	55,000
TRANSFER TO VEHICLE RESERVE	65,000	75,000	85,000	90,000	95,000	100,000
TRANSFER TO OPERATING RESERVE	67,590	70,000	80,000	85,000	90,000	95,000
OCCUPATIONAL HEALTH COMMITTEE EXPENSES	4,000	4,250	4,463	4,686	4,920	5,166
OTHER EXPENSES - MISCELLANEOUS	6,250	6,500	6,825	7,166	7,525	7,901
<b>Total Expenses</b>	<b>\$ 661,154</b>	<b>\$ 704,568</b>	<b>\$ 769,933</b>	<b>\$ 814,695</b>	<b>\$ 860,039</b>	<b>\$ 909,972</b>



**Regional District of Okanagan-Similkameen  
2024-2028 Operational Financial Plan  
REFUSE DISPOSAL - KEREMEOS AREAS "B" & "G" - 3400**

RG735, B716, G716, BL1777, 1997 - Assessment

	2023 Budget	2024 Budget	2025 Budget	2026 Budget	2027 Budget	2028 Budget
<b>\$</b>	<b>1,099,908</b>					
	<b>Compliant</b>	<b>Compliant</b>	<b>Compliant</b>	<b>Compliant</b>	<b>Compliant</b>	<b>Compliant</b>
	<b>0.65%</b>	<b>13.39%</b>	<b>8.42%</b>	<b>3.79%</b>	<b>5.02%</b>	<b>3.70%</b>
<b>Revenue</b>						
TAX REQUISITION	260,426	295,300	320,167	332,306	348,972	361,871
FEES - REFUSE DISPOSAL	110,000	90,000	100,000	100,000	100,000	100,000
SCRAP METAL RECYCLING	40,000	30,000	30,000	30,000	30,000	30,000
TRANSFER FROM RESERVE	12,758	62,000	21,311	5,000	5,000	5,000
MISCELLANEOUS REVENUE	5,177	1,200	5,413	5,521	5,600	5,796
PRIOR YEARS SURPLUS	19,476	-	-	-	-	-
<b>Total Revenue</b>	<b>\$ 447,837</b>	<b>\$ 478,500</b>	<b>\$ 476,891</b>	<b>\$ 472,827</b>	<b>\$ 489,572</b>	<b>\$ 502,667</b>
<b>Expense</b>						
SALARIES & WAGES	104,125	126,084	129,919	133,877	137,938	142,061
NEW FTE AS AUTHORIZED BY THE BOARD SALARIES & WAGES	6,605	1,973	3,445	3,552	3,658	3,768
<b>ADMINISTRATION CHARGES</b>	<b>19,018</b>	<b>22,683</b>	<b>21,819</b>	<b>22,401</b>	<b>23,203</b>	<b>23,640</b>
OPERATIONS	19,200	19,200	20,000	20,500	21,000	21,735
TIPPING FEES	74,309	74,309	76,910	79,602	82,388	85,271
CONSULTANTS	-	30,000	-	-	-	-
CONTRACT SERVICES - OPERATIONS	53,733	55,000	55,000	55,000	58,000	58,000
CONTRACT SERVICES - RECYCLING	23,400	25,000	25,000	25,000	26,000	26,000
CONTRACT SERVICES - TRANSFER STATION CONTRACTOR	67,951	70,000	72,450	74,986	77,611	80,327
CONTRACT SERVICES - WOOD WASTE CHIPPING	30,000	30,000	31,050	32,137	33,262	34,426
CONTRACT SERVICES - KEREMEOS	4,000	-	-	-	-	-
ENVIRONMENTAL CONTROL	3,300	3,500	3,623	3,749	3,881	4,016
ENVIRONMENTAL MONITORING	3,800	4,000	4,140	4,285	4,435	4,590
DEPRECIATION	-	5,751	5,837	5,954	6,000	6,210
INSURANCE - PROPERTY	384	600	621	643	665	689
INSURANCE - LIABILITY	1,607	1,500	1,553	1,607	1,663	1,721
INSURANCE - ENVIRONMENTAL	3,551	2,700	2,795	2,892	2,994	3,098
ADVERTISING - PUBLIC EDUCATION	600	600	621	643	665	689
TRAVEL/LEASING	2,100	2,100	2,174	2,250	2,328	2,410
UTILITIES	3,436	3,500	3,623	3,749	3,881	4,016
TRANSFER TO RESERVE CAPITAL	7,242	-	-	-	-	-
TRANSFER TO OPERATING RESERVE	19,476	-	16,311	-	-	-
<b>Total Expenses</b>	<b>\$ 447,837</b>	<b>\$ 478,500</b>	<b>\$ 476,891</b>	<b>\$ 472,827</b>	<b>\$ 489,572</b>	<b>\$ 502,667</b>





**Regional District of Okanagan-Similkameen  
2024-2028 Operational Financial Plan  
RECREATION FACILITY - KEREMEOS / AREAS "B" & "G" - 7200**

RG 734 -535, RG 735 - g716, RG 735 \*B716 B1 1470.02

	2023 Budget	2024 Budget	2025 Budget	2026 Budget	2027 Budget	2028 Budget
<b>\$</b>	<b>597,301</b>					
	<b>Compliant</b>	<b>Compliant</b>	<b>REVIEW SOON</b>	<b>REVIEW REQUIRED</b>	<b>REVIEW REQUIRED</b>	<b>REVIEW REQUIRED</b>
<b>Revenue</b>	<b>24.82%</b>	<b>20.67%</b>	<b>4.64%</b>	<b>4.33%</b>	<b>4.30%</b>	<b>4.22%</b>
TAX REQUISITION	460,804	556,031	581,822	607,006	633,136	659,830
GRANT IN LIEU OF TAXES	134	139	144	149	154	159
REVENUE - FITNESS	24,000	28,000	28,980	29,994	31,044	32,131
REVENUE - CLIMBING WALL	-	500	518	536	554	574
REVENUE - BOWLING	14,000	14,490	14,997	15,522	16,065	16,627
REVENUE - SQUASH	102	106	110	114	118	122
REVENUE - FACILITY RENTAL	-	500	518	536	554	574
REVENUE - RECREATION	14,000	20,000	20,700	21,425	22,175	22,951
REVENUE - CONCESSION	2,550	2,639	2,731	2,827	2,926	3,028
REVENUE - ICE RINK	12,000	12,420	12,855	13,305	13,771	14,253
TRANSFER FROM OPERATING RESERVE	5,000	-	-	-	-	-
PROVINCIAL GRANTS - EMPLOYMENT	3,000	3,105	3,214	3,326	3,442	3,562
MISCELLANEOUS REVENUE	200	1,000	1,035	1,071	1,108	1,147
DONATIONS	4,000	3,000	3,105	3,214	3,326	3,442
PRIOR YEARS SURPLUS	17,990	-	-	-	-	-
<b>Total Revenue</b>	<b>\$ 557,780</b>	<b>\$ 641,930</b>	<b>\$ 670,729</b>	<b>\$ 699,025</b>	<b>\$ 728,373</b>	<b>\$ 758,400</b>
<b>Expense</b>						
SALARIES & WAGES	199,753	269,026	277,485	286,206	295,143	304,402
NEW FTE AS AUTHORIZED BY THE BOARD SALARIES & WAGES	19,600	18,748	19,370	20,012	20,614	21,232
SALARIES & WAGES STUDENTS	30,000	20,000	20,700	21,425	22,175	22,951
SALARIES AND WAGES CASUAL LABOURER	25,000	19,000	19,665	20,353	21,065	21,802
SALARIES & WAGES - SUMMER STUDENTS	7,000	3,000	3,105	3,214	3,326	3,442
PART TIME WAGES - REC INSTRUCTORS	14,000	18,000	18,630	19,282	19,957	20,655
WAGES - SUMMER STAFF	4,000	4,140	4,285	4,435	4,590	4,751
ADMINISTRATION CHARGES	21,177	26,483	27,358	28,262	29,191	30,152
IT SUPPORT COSTS	5,200	5,356	5,517	5,682	5,853	6,028
IS	1,000	1,035	1,071	1,108	1,147	1,187
MAINTENANCE - JANITORIAL	10,500	14,000	14,490	14,997	15,522	16,065
EQUIPMENT MAINTENANCE	4,500	7,000	7,245	7,499	7,761	8,033
CONTRACT SERVICES	18,300	24,661	25,523	26,415	27,339	28,296
EDUCATION & TRAINING	7,120	7,369	7,626	7,892	8,169	8,455
EQUIPMENT	8,000	12,000	12,420	12,855	13,305	13,771
PARK/FACILITY IMPROVEMENTS	6,000	6,210	6,427	6,652	6,885	7,126
INSURANCE - PROPERTY	22,043	22,484	23,271	24,085	24,928	25,800
INSURANCE - LIABILITY	3,500	3,623	3,750	3,881	4,017	4,158
SUPPLIES REC	4,730	4,896	5,068	5,245	5,429	5,619
SUPPLIES FACILITY	10,200	10,558	10,928	11,311	11,707	12,116
SUPPLIES - P&R - CONCESSION	1,300	1,346	1,393	1,442	1,492	1,544
SPECIAL EVENTS	4,500	4,658	4,821	4,990	5,165	5,346
ADVERTISING	4,100	4,244	4,393	4,547	4,706	4,871
TRAVEL/LEASING	6,500	6,728	6,963	7,207	7,459	7,720
UTILITIES	36,100	37,365	38,673	40,027	41,428	42,878
TRANSFER TO CAPITAL RESERVE	60,000	90,000	100,000	110,000	120,000	130,000
TRANSFER TO OPERATING RESERVE	23,657	-	552	1	-	-
<b>Total Expenses</b>	<b>\$ 557,780</b>	<b>\$ 641,930</b>	<b>\$ 670,729</b>	<b>\$ 699,025</b>	<b>\$ 728,373</b>	<b>\$ 758,400</b>



**Regional District of Okanagan-Similkameen  
2024-2028 Operational Financial Plan  
POOL - KEREMEOS / AREAS "B" & "G" - 7310**

RG 734 -535, RG 735 - g716, RG 735 \*B716 BI 2119.01

	2023 Budget	2024 Budget	2025 Budget	2026 Budget	2027 Budget	2028 Budget
<b>\$</b>	<b>160,251</b>					
	<b>Compliant</b>	<b>REVIEW REQUIRED</b>	<b>REVIEW REQUIRED</b>	<b>REVIEW REQUIRED</b>	<b>REVIEW REQUIRED</b>	<b>REVIEW REQUIRED</b>
<b>Revenue</b>	<b>-14.26%</b>	<b>53.14%</b>	<b>20.08%</b>	<b>7.72%</b>	<b>7.24%</b>	<b>6.83%</b>
TAX REQUISITION	104,817	160,513	192,739	207,613	222,637	237,834
REVENUE - SWIMMING	14,000	12,000	14,997	15,522	16,065	16,627
SWIMMING - SCHOOL PROGRAM	2,000	1,000	1,035	1,071	1,108	1,147
TRANSFER FROM GAS TAX		6,000	6,210	6,427	6,652	6,885
REVENUE - SWIM CLUB	2,200	2,300	2,381	2,464	2,550	2,639
PRIOR YEARS SURPLUS	2,099	-	-	-	-	-
<b>Total Revenue</b>	<b>\$ 125,116</b>	<b>\$ 181,813</b>	<b>\$ 217,362</b>	<b>\$ 233,097</b>	<b>\$ 249,012</b>	<b>\$ 265,132</b>
<b>Expense</b>						
SALARIES & WAGES	53,389	69,041	71,366	73,766	76,248	78,817
NEW FTE AS AUTHORIZED BY THE BOARD SALARIES & WAGES	-	7,886	8,142	8,407	8,660	8,920
SALARIES & WAGES - LIFE GUARDS	37,000	45,000	46,575	48,205	49,892	51,638
ADMINISTRATION CHARGES	3,188	4,461	4,614	4,772	4,935	5,104
CONTRACT SERVICES	3,215	3,328	3,444	3,564	3,690	3,820
PARK/FACILITY IMPROVEMENTS	1,000	6,000	6,210	6,427	6,652	6,885
INSURANCE - PROPERTY	772	787	815	844	874	905
INSURANCE - LIABILITY	1,212	1,254	1,298	1,343	1,390	1,439
SUPPLIES REC	515	533	552	571	591	612
SUPPLIES FACILITY	11,600	12,007	12,427	12,861	13,311	13,776
TRAVEL/LEASING	1,854	1,919	1,986	2,056	2,128	2,202
UTILITIES	9,272	9,597	9,933	10,281	10,641	11,014
TRANSFER TO RESERVE	-	20,000	50,000	60,000	70,000	80,000
TRANSFER TO OPERATIONAL RESERVE	2,099	-	-	-	-	-
<b>Total Expenses</b>	<b>\$ 125,116</b>	<b>\$ 181,813</b>	<b>\$ 217,362</b>	<b>\$ 233,097</b>	<b>\$ 249,012</b>	<b>\$ 265,132</b>



**Regional District of Okanagan-Similkameen  
2024-2028 Operational Financial Plan  
SIMILKAMEEN COUNTRY VISITOR INFO CENTRE - 9250**

2622, 2013 - Assessment

		2023 Budget	2024 Budget	2025 Budget	2026 Budget	2027 Budget	2028 Budget
\$		39,553					
	<b>Revenue</b>	<b>COMPLIANT</b>	<b>COMPLIANT</b>	<b>COMPLIANT</b>	<b>COMPLIANT</b>	<b>REVIEW SOON</b>	<b>REVIEW SOON</b>
		0.17%	0.22%	3.20%	3.20%	3.20%	3.20%
TAX REQUISITION		34,171	34,247	35,343	36,475	37,642	38,847
<b>Total Revenue</b>		<b>\$ 34,171</b>	<b>\$ 34,247</b>	<b>\$ 35,343</b>	<b>\$ 36,475</b>	<b>\$ 37,642</b>	<b>\$ 38,847</b>
	<b>Expense</b>						
ADMINISTRATION CHARGES		1,171	1,247	1,287	1,329	1,371	1,415
CONTRACT SERVICES		33,000	33,000	34,056	35,146	36,271	37,432
<b>Total Expenses</b>		<b>\$ 34,171</b>	<b>\$ 34,247</b>	<b>\$ 35,343</b>	<b>\$ 36,475</b>	<b>\$ 37,642</b>	<b>\$ 38,847</b>



**Regional District of Okanagan-Similkameen  
2024-2028 Operational Financial Plan  
ECONOMIC DEVELOPMENT - AREA "B", "G", "H" - 9360**

BI 2361 Maximum Levy Set

		2023 Budget	2024 Budget	2025 Budget	2026 Budget	2027 Budget	2028 Budget
\$		50,000					
	<b>Revenue</b>	<b>Compliant</b>	<b>Compliant</b>	<b>Compliant</b>	<b>Compliant</b>	<b>Compliant</b>	<b>Compliant</b>
		0.13%	0.17%	0.00%	0.00%	0.00%	0.00%
	TAX REQUISITION	24,638	24,680	24,680	24,680	24,680	24,680
	<b>Total Revenue</b>	\$ 24,638	\$ 24,680	\$ 24,680	\$ 24,680	\$ 24,680	\$ 24,680
	<b>Expense</b>						
	ADMINISTRATION CHARGES	638	680	680	680	680	680
	SIMILKAMEEN PLANNING SOCIETY	24,000	24,000	24,000	24,000	24,000	24,000
	<b>Total Expenses</b>	\$ 24,638	\$ 24,680	\$ 24,680	\$ 24,680	\$ 24,680	\$ 24,680



**Regional District of Okanagan-Similkameen  
2024-2028 Operational Financial Plan  
ELECTORAL AREA "B" - RURAL PROJECTS - 0320**

SLP, 1966 - No Tax Limit

		2023 Budget	2024 Budget	2025 Budget	2026 Budget	2027 Budget	2028 Budget
<b>No Tax Limit</b>		<b>No Tax Limit</b>	<b>No Tax Limit</b>	<b>No Tax Limit</b>	<b>No Tax Limit</b>	<b>No Tax Limit</b>	<b>No Tax Limit</b>
	<b>Revenue</b>	<b>-30.78%</b>	<b>14.97%</b>	<b>46.08%</b>	<b>1.48%</b>	<b>2.51%</b>	<b>2.41%</b>
	TAX REQUISITION	4,927	5,664	8,274	8,397	8,608	8,815
	TRANSFER FROM OPERATIONAL RESERVE	2,500	2,500	-	-	-	-
	PRIOR YEARS SURPLUS	7,061	-	-	-	-	-
	<b>Total Revenue</b>	<b>\$ 14,488</b>	<b>\$ 8,164</b>	<b>\$ 8,274</b>	<b>\$ 8,397</b>	<b>\$ 8,608</b>	<b>\$ 8,815</b>
	<b>Expense</b>						
	SALARIES & WAGES	5,621	6,099	6,298	6,504	6,716	6,936
	SALARIES & WAGES		(3,924)	(4,042)	(4,163)	(4,287)	(4,417)
	<b>ADMINISTRATION CHARGES</b>	<b>400</b>	<b>297</b>	<b>301</b>	<b>306</b>	<b>314</b>	<b>321</b>
	INSURANCE - LIABILITY	93	94	96	100	102	105
	ADVERTISING - PUBLIC EDUCATION	525	533	541	550	561	570
	TRAVEL - UBCM & OMMA CONVENTION	1,049	1,065	1,080	1,100	1,122	1,200
	TRANSFER TO OPERATING RESERVE	2,800	-	-	-	-	-
	CONTINGENCY	4,000	4,000	4,000	4,000	4,080	4,100
	<b>Total Expenses</b>	<b>\$ 14,488</b>	<b>\$ 8,164</b>	<b>\$ 8,274</b>	<b>\$ 8,397</b>	<b>\$ 8,608</b>	<b>\$ 8,815</b>



**Regional District of Okanagan-Similkameen  
2024-2028 Operational Financial Plan  
AREA "B" COMMUNITY PARKS - 7580**

RG 735, B716, BL2234 - Assessment

	2023 Budget	2024 Budget	2025 Budget	2026 Budget	2027 Budget	2028 Budget
\$	44,334					
<b>Revenue</b>	<b>REVIEW REQUIRED</b>	<b>REVIEW REQUIRED</b>	<b>REVIEW REQUIRED</b>	<b>REVIEW REQUIRED</b>	<b>REVIEW REQUIRED</b>	<b>REVIEW REQUIRED</b>
	52.48%	13.96%	5.80%	3.09%	3.07%	2.86%
TAX REQUISITION	65,626	74,787	79,123	81,569	84,075	86,475
TRANSFER FROM RESERVE - GAS TAX	-	8,140	4,272	4,409	4,550	4,696
TRANSFER FROM OPERATIONAL RESERVE	2,000	2,000	-	-	-	-
MISCELLANEOUS REVENUE	1,000	1,035	1,068	1,102	1,137	1,173
PRIOR YEARS SURPLUS	4,104	4,000	-	-	-	-
<b>Total Revenue</b>	<b>\$ 72,730</b>	<b>\$ 89,962</b>	<b>\$ 84,463</b>	<b>\$ 87,080</b>	<b>\$ 89,762</b>	<b>\$ 92,344</b>
<b>Expense</b>						
SALARIES & WAGES	42,786	49,839	51,349	52,895	54,495	56,147
NEW FTE AS AUTHORIZED BY THE BOARD SALARIES & WAGES	2,927	4,293	4,443	4,599	4,737	4,879
<b>ADMINISTRATION CHARGES</b>	<b>2,193</b>	<b>2,884</b>	<b>2,818</b>	<b>2,905</b>	<b>2,994</b>	<b>2,901</b>
CONTRACT SERVICES	5,842	7,547	7,789	8,038	8,296	8,561
PARKS IMPROVEMENTS	4,000	8,140	4,272	4,409	4,550	4,696
INSURANCE - LIABILITY	186	193	199	205	212	219
SUPPLIES - PARKS	2,060	2,132	2,200	2,271	2,343	2,418
TRAVEL/LEASING	3,606	3,732	3,851	3,974	4,101	4,232
UTILITIES	412	427	440	454	469	484
TRANSFER TO CAPITAL RESERVE	4,614	6,775	6,992	7,216	7,447	7,685
TRANSFER TO OPERATIONAL RESERVE	4,104	4,000	110	114	118	122
<b>Total Expenses</b>	<b>\$ 72,730</b>	<b>\$ 89,962</b>	<b>\$ 84,463</b>	<b>\$ 87,080</b>	<b>\$ 89,762</b>	<b>\$ 92,344</b>



**Regional District of Okanagan-Similkameen  
2024-2028 Operational Financial Plan  
GRANT-IN-AID - AREA "B" - 7930**

RG735 B716 - Assessment

		2023 Budget	2024 Budget	2025 Budget	2026 Budget	2027 Budget	2028 Budget
\$		15,509					
	<b>Revenue</b>	<b>Compliant</b>	<b>Compliant</b>	<b>Compliant</b>	<b>Compliant</b>	<b>Compliant</b>	<b>Compliant</b>
		-77.95%	7.55%	28.87%	40.00%	65.93%	2.75%
	TAX REQUISITION	2,075	2,232	2,876	4,027	6,681	6,865
	GRANT IN LIEU OF TAXES	21	21	22	22	23	-
	TRANSFER FROM OPERATING RESERVE	-	4,000	3,500	2,500	-	-
	<b>Total Revenue</b>	<b>\$ 2,096</b>	<b>\$ 6,253</b>	<b>\$ 6,398</b>	<b>\$ 6,549</b>	<b>\$ 6,704</b>	<b>\$ 6,865</b>
	<b>Expense</b>						
	ADMINISTRATION CHARGES	72	228	233	239	244	250
	CONTRACT P&R CAWSTON HALL SOCIETY	2,000	2,000	2,000	2,000	2,000	2,000
	INSURANCE LIABILITY - HALL	24	25	25	25	25	25
	GRANTS IN AID	-	4,000	4,140	4,285	4,435	4,590
	<b>Total Expenses</b>	<b>\$ 2,096</b>	<b>\$ 6,253</b>	<b>\$ 6,398</b>	<b>\$ 6,549</b>	<b>\$ 6,704</b>	<b>\$ 6,865</b>



**Regional District of Okanagan-Similkameen  
2024-2028 Operational Financial Plan  
STERILE INSECT RELEASE PROGRAM - 6000**

1101, 1989 - Assessment

		2023 Budget	2024 Budget	2025 Budget	2026 Budget	2027 Budget	2028 Budget
\$		2,992,268					
	<b>Revenue</b>	<b>Compliant</b>	<b>Compliant</b>	<b>Compliant</b>	<b>Compliant</b>	<b>Compliant</b>	<b>Compliant</b>
		16.21%	6.42%	6.04%	5.97%	5.89%	4.02%
TAX REQUISITION		485,451	516,622	547,846	580,526	614,724	639,408
PARCEL TAX		508,737	518,912	529,290	539,876	550,674	572,786
GRANT IN LIEU OF TAXES		4,500	4,500	4,500	4,500	4,500	4,500
PRIOR YEARS SURPLUS		(353)	-	-	-	-	-
<b>Total Revenue</b>		<b>\$ 998,335</b>	<b>\$ 1,040,034</b>	<b>\$ 1,081,636</b>	<b>\$ 1,124,902</b>	<b>\$ 1,169,898</b>	<b>\$ 1,216,694</b>
	<b>Expense</b>						
ADMINISTRATION CHARGES		25,871	28,672	29,819	31,012	32,252	33,542
TRANSFER TO SIR		972,464	1,011,362	1,051,817	1,093,890	1,137,646	1,183,152
<b>Total Expenses</b>		<b>\$ 998,335</b>	<b>\$ 1,040,034</b>	<b>\$ 1,081,636</b>	<b>\$ 1,124,902</b>	<b>\$ 1,169,898</b>	<b>\$ 1,216,694</b>





**Regional District of Okanagan-Similkameen  
2024-2028 Operational Financial Plan  
OKANAGAN REGIONAL LIBRARY - 9900**

**BI 1906 - No Tax Limit**

		2023 Budget	2024 Budget	2025 Budget	2026 Budget	2027 Budget	2028 Budget
<b>No Tax Limit</b>		<b>No Tax Limit</b>	<b>No Tax Limit</b>	<b>No Tax Limit</b>	<b>No Tax Limit</b>	<b>No Tax Limit</b>	<b>No Tax Limit</b>
	<b>Revenue</b>	<b>5.36%</b>	<b>3.19%</b>	<b>3.01%</b>	<b>3.01%</b>	<b>3.01%</b>	<b>0.72%</b>
	TAX REQUISITION	935,777	965,623	994,715	1,024,619	1,055,421	1,062,984
	GRANT IN LIEU OF TAXES	6,121	6,182	6,244	6,369	6,496	6,500
	PRIOR YEARS SURPLUS	343	-	-	-	-	-
	<b>Total Revenue</b>	<b>\$ 942,241</b>	<b>\$ 971,805</b>	<b>\$ 1,000,959</b>	<b>\$ 1,030,988</b>	<b>\$ 1,061,917</b>	<b>\$ 1,069,484</b>
	<b>Expense</b>						
	ADMINISTRATION CHARGES	24,409	26,791	27,595	28,423	29,275	29,484
	TRANSFER TO OPERATIONAL RESERVE	343	-	-	-	-	-
	TRANSFER TO OKANAGAN LIBRARY	917,489	945,014	973,364	1,002,565	1,032,642	1,040,000
	<b>Total Expenses</b>	<b>\$ 942,241</b>	<b>\$ 971,805</b>	<b>\$ 1,000,959</b>	<b>\$ 1,030,988</b>	<b>\$ 1,061,917</b>	<b>\$ 1,069,484</b>



## Regional District of Okanagan-Similkameen

2024-2028 Schedule F.10

### **Individual Requisitions**

#### **Electoral Area 'C'**

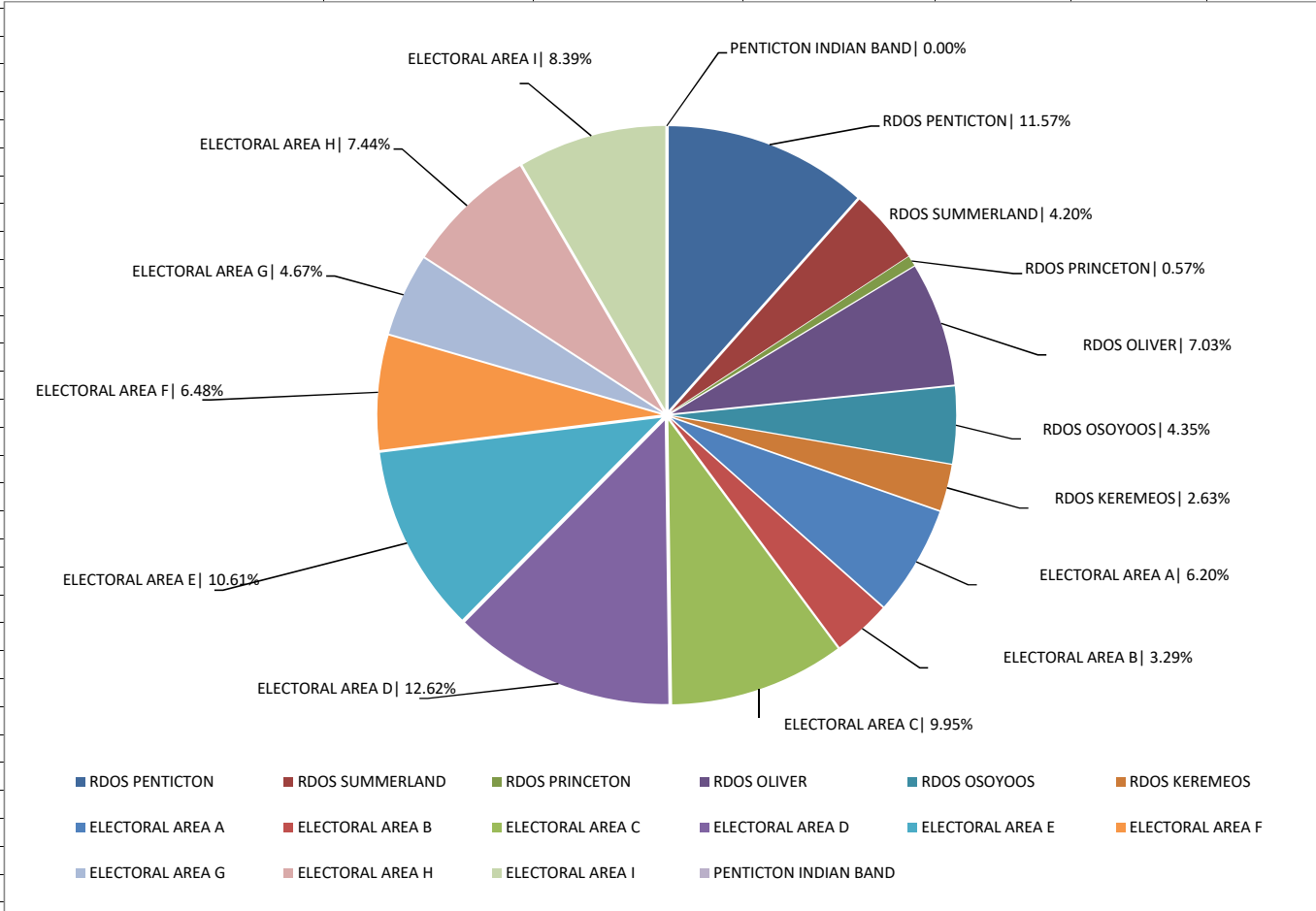
Included in this schedule:

- Summary of Tax Requisitions listing all jurisdictions
- Detail by specific jurisdictions
- Comparison of Tax Requisition by Municipality and Electoral Area
- Individual RDOS portion of tax per various property values\*
- 2024-2028 Operating budget which affect only the member Municipality / Electoral Area
- Capital projects which Electoral 'C' contributed funds (if applicable)

\*This comparison is a weighted average

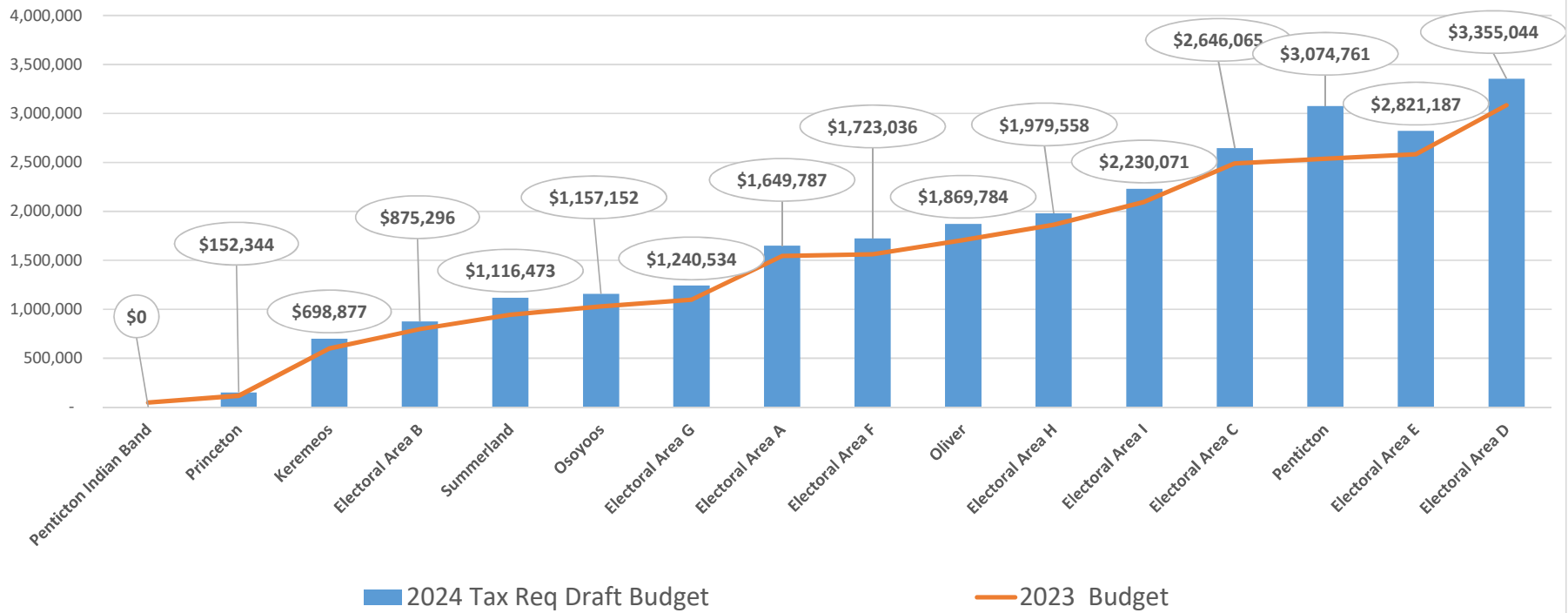
**REGIONAL DISTRICT OKANAGAN-SIMILKAMEEN  
2024 TOTAL REQUISITION SUMMARY**

	<u>2024</u>	<u>2023</u>	<u>\$ Change</u>	<u>% Change</u>	<u>Non-Market Growth %</u>	<u>Net Change %</u>
<b>RDOS PENTICTON</b>	\$ 3,074,761	\$ 2,537,608	\$ 537,153	21.17%	1.05%	20.12%
<b>RDOS SUMMERLAND</b>	1,116,473	944,706	171,767	18.18%	1.77%	16.41%
<b>RDOS PRINCETON</b>	152,344	116,462	35,882	30.81%	0.86%	29.95%
<b>RDOS OLIVER</b>	1,869,784	1,713,954	155,830	9.09%	1.44%	7.65%
<b>RDOS OSOYOOS</b>	1,157,152	1,030,070	127,082	12.34%	1.21%	11.13%
<b>RDOS KEREMEOS</b>	698,877	601,320	97,557	16.22%	1.07%	15.15%
	<b>8,069,392</b>	<b>6,944,120</b>	<b>1,125,272</b>	<b>16.20%</b>	<b>1.24%</b>	<b>14.96%</b>
<b>PENTICTON INDIAN BAND</b>	-	46,265	(46,265)	-100.00%		
<b>ELECTORAL AREA A</b>	1,649,787	1,541,512	108,275	7.02%	2.58%	4.44%
<b>ELECTORAL AREA B</b>	875,296	793,520	81,776	10.31%	5.35%	4.96%
<b>ELECTORAL AREA C</b>	2,646,065	2,478,883	167,182	6.74%	1.60%	5.14%
<b>ELECTORAL AREA D</b>	3,355,044	3,083,591	271,453	8.80%	0.99%	7.81%
<b>ELECTORAL AREA E</b>	2,821,187	2,587,328	233,859	9.04%	3.74%	5.30%
<b>ELECTORAL AREA F</b>	1,723,036	1,560,889	162,147	10.39%	1.54%	8.85%
<b>ELECTORAL AREA G</b>	1,240,534	1,097,296	143,238	13.05%	1.41%	11.64%
<b>ELECTORAL AREA H</b>	1,979,558	1,861,140	118,418	6.36%	2.10%	4.26%
<b>ELECTORAL AREA I</b>	2,230,071	2,097,712	132,359	6.31%	1.30%	5.01%
	<b>18,520,578</b>	<b>17,101,871</b>	<b>1,418,707</b>	<b>8.30%</b>	<b>2.04%</b>	<b>6.26%</b>
<b>TOTAL TAX REQUISITION FOR ALL BUDGETS</b>	<b>\$ 26,589,969</b>	<b>\$ 24,092,256</b>	<b>\$ 2,497,713</b>	<b>10.37%</b>	<b>1.49%</b>	<b>8.88%</b>

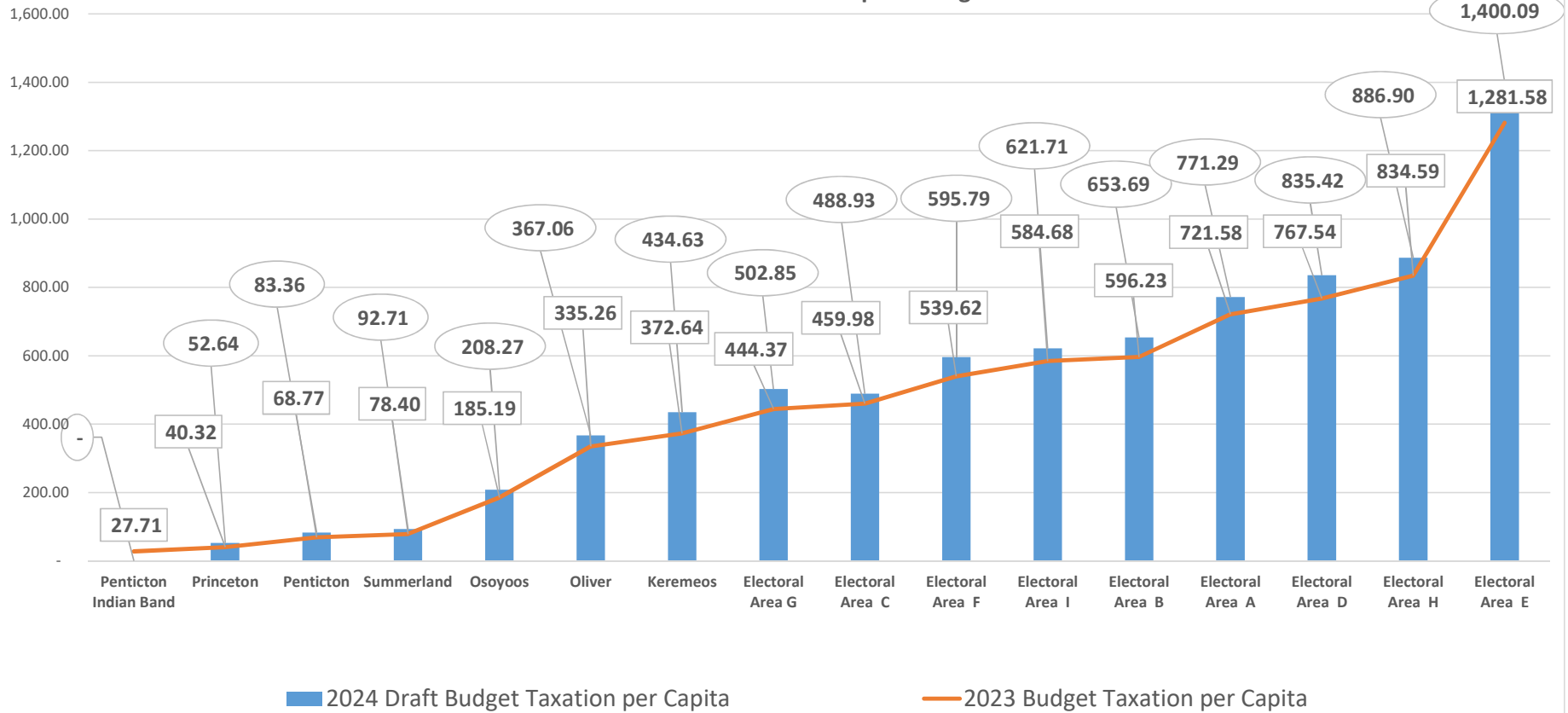


- RDOS PENTICTON
- RDOS SUMMERLAND
- RDOS PRINCETON
- RDOS OLIVER
- RDOS OSOYOOS
- RDOS KEREMEOS
- ELECTORAL AREA A
- ELECTORAL AREA B
- ELECTORAL AREA C
- ELECTORAL AREA D
- ELECTORAL AREA E
- ELECTORAL AREA F
- ELECTORAL AREA G
- ELECTORAL AREA H
- ELECTORAL AREA I
- PENTICTON INDIAN BAND

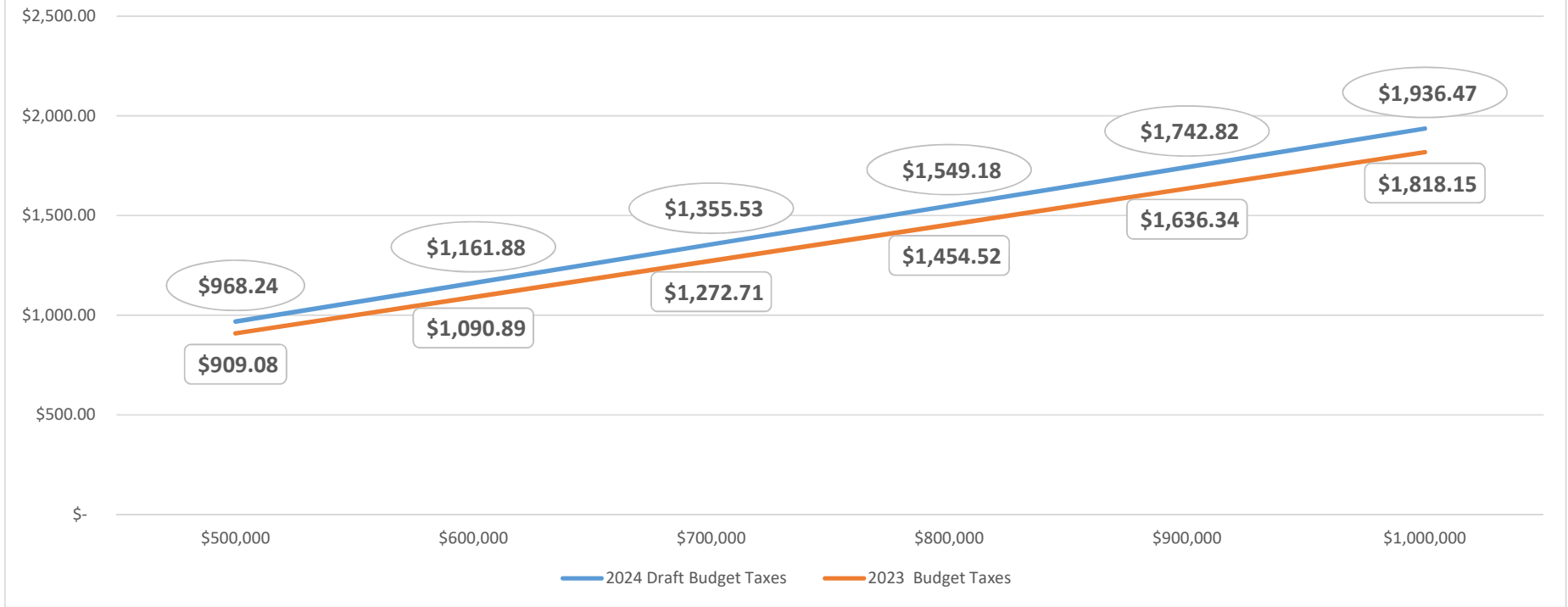
### RDOS 2024 Tax Requisition as at First Reading - Comparison to 2023 Requisition by Member Municipality and Electoral - At Adoption



**RDOS 2024 Taxation Per Capita Comparison as at First Reading - Comparison to 2023 by Member Municipality and Electoral Area - Adopted Budget**



**RDOS 2024 Tax Requisition as at First Reading - Comparison for Various Property Values - Electoral Area "C" at Adoption**





**Regional District of Okanagan-Similkameen  
2024-2028 Operational Financial Plan  
GENERAL GOVERNMENT - 0100**

SLP, 1966 - No Tax Limit

		2023 Budget	2024 Budget	2025 Budget	2026 Budget	2027 Budget	2028 Budget
<b>No Tax Limit</b>		<b>No Tax Limit</b>	<b>No Tax Limit</b>	<b>No Tax Limit</b>	<b>No Tax Limit</b>	<b>No Tax Limit</b>	<b>No Tax Limit</b>
<b>Revenue</b>		<b>7.05%</b>	<b>36.51%</b>	<b>9.93%</b>	<b>3.21%</b>	<b>2.85%</b>	<b>2.85%</b>
TAX REQUISITION		1,612,212	2,200,765	2,419,219	2,496,980	2,568,023	2,641,328
GRANT IN LIEU OF TAXES		5,101	5,101	5,101	5,101	5,101	5,101
RECOVERIES - FOI			400	400	400	400	400
INTEREST INCOME		128,533	-	-	-	-	-
TRANSFER FROM OPERATIONAL RESERVE		57,000	80,000	80,000	80,000	80,000	80,000
MISCELLANEOUS REVENUE		10,201	5,000	5,000	5,000	5,000	5,000
PRIOR YEARS SURPLUS		349,206	-	-	-	-	-
<b>Total Revenue</b>		<b>\$ 2,162,253</b>	<b>\$ 2,291,266</b>	<b>\$ 2,509,720</b>	<b>\$ 2,587,481</b>	<b>\$ 2,658,524</b>	<b>\$ 2,731,829</b>
<b>Expense</b>							
SALARIES & WAGES		1,031,527	1,156,722	1,194,003	1,232,557	1,272,320	1,313,491
NEW FTE AS AUTHORIZED BY THE BOARD SALARIES & WAGES		29,722	256,687	412,739	421,252	429,942	438,820
SALARIES & WAGES - CRIME STOPPERS		92,000	92,500	92,500	92,500	92,500	92,500
HONORARIUMS - DIRECTORS		377,235	416,000	426,060	437,060	447,987	459,186
HONORARIUMS - CHAIRMAN		42,768	44,710	46,275	47,894	49,571	51,306
HONORARIUMS - VICE CHAIRMAN		7,993	8,177	8,463	8,759	9,065	9,383
<b>ADMINISTRATION CHARGE</b>		<b>99,666</b>	<b>133,732</b>	<b>146,987</b>	<b>151,015</b>	<b>155,226</b>	<b>159,570</b>
EDUCATION & TRAINING			1,200	1,242	1,285	1,330	1,377
INSURANCE - PROPERTY		4,467	6,500	6,728	6,963	7,207	7,459
INSURANCE - LIABILITY		31,181	42,000	43,470	44,991	46,566	48,196
SUPPLIES - BOARD DINNERS		25,000	27,000	27,945	28,923	29,935	30,983
ASSET MANAGEMENT SOFTWARE			33,238	34,568	34,568	35,951	37,389
TRAVEL - STAFF		10,302	12,000	12,360	12,731	13,113	13,506
TRAVEL - UBCM & OMMA CONVENTION			-	-	-	-	-
TRAVEL - BOARD		15,453	16,000	16,480	16,974	17,484	18,008
BOARD STAFF RECOGNITION			10,000	10,300	10,609	10,927	11,255
INTERNAL DEBT PRINCIPAL & INTEREST (SYR RESERVE BORROWING)			9,800	19,600	29,400	29,400	29,400
TRANSFER FROM OPERATIONAL RESERVE		349,206	-	-	-	-	-
TRANSFER TO DEPOSIT ACCOUNT		10,302	10,000	10,000	10,000	10,000	10,000
REGIONAL GRANT IN AID - Ha Ha Ha Kidz Fest		5,000	-	-	-	-	-
REGIONAL GRANT IN AID - Okanagan Similkameen Conservation Alliance		3,500	-	-	-	-	-
REGIONAL GRANT IN AID - South Okanagan Immigrant and Community Services		3,500	-	-	-	-	-
REGIONAL GRANT IN AID - Community Wellness Circle							
REGIONAL GRANT IN AID - Peach City Community Radio Society		5,250	-	-	-	-	-
REGIONAL GRANT IN AID - DB Foundation for Health Research			5,000	-	-	-	-
CARBON MITIGATION EXPENSE		6,181	-	-	-	-	-
SAFETY TRACKING - VEHICLES		12,000	-	-	-	-	-
<b>Total Expenses</b>		<b>\$ 2,162,253</b>	<b>\$ 2,291,266</b>	<b>\$ 2,509,720</b>	<b>\$ 2,587,481</b>	<b>\$ 2,658,524</b>	<b>\$ 2,731,829</b>



**Regional District of Okanagan-Similkameen  
2024-2028 Operational Financial Plan  
INVASIVE SPECIES (formerly noxious weeds) - 0200**

BL 2065.02, 2021 - Maximum Levy

		2023 Budget	2024 Budget	2025 Budget	2026 Budget	2027 Budget	2028 Budget
<b>\$</b>		<b>68,750</b>					
	<b>Revenue</b>	<b>REVIEW SOON</b>	<b>REVIEW REQUIRED</b>	<b>REVIEW REQUIRED</b>	<b>REVIEW REQUIRED</b>	<b>REVIEW REQUIRED</b>	<b>REVIEW REQUIRED</b>
		4.87%	34.96%	3.42%	3.43%	3.42%	3.42%
TAX REQUISITION		66,360	89,562	92,622	95,797	99,073	102,465
GRANT IN LIEU OF TAXES		93	96	100	103	107	110
TRANSFER FROM OPERATIONAL RESERVES		22,003	-	-	-	-	-
PROVINCIAL GRANTS		12,000	12,420	12,855	13,305	13,770	14,252
<b>Total Revenue</b>		<b>\$ 100,456</b>	<b>\$ 102,078</b>	<b>\$ 105,577</b>	<b>\$ 109,205</b>	<b>\$ 112,950</b>	<b>\$ 116,827</b>
	<b>Expense</b>						
SALARIES & WAGES		12,117	13,490	13,892	14,312	14,739	15,182
SALARIES & WAGES		-	-	-	-	-	-
ADMINISTRATION CHARGE		3,339	3,718	3,845	3,978	4,114	4,255
CONSULTANTS		50,000	51,750	53,561	55,436	57,376	59,384
CONSULTANTS - ABATEMENT PROGRAM		32,000	33,120	34,279	35,479	36,721	38,006
TRANSFER TO OPERATING RESERVE		3,000	-	-	-	-	-
<b>Total Expenses</b>		<b>\$ 100,456</b>	<b>\$ 102,078</b>	<b>\$ 105,577</b>	<b>\$ 109,205</b>	<b>\$ 112,950</b>	<b>\$ 116,827</b>





**Regional District of Okanagan-Similkameen  
2024-2028 Operational Financial Plan  
ELECTORAL AREA ADMINISTRATION - 0300**

SLP, 1966 - No Tax Limit

	2023 Budget	2024 Budget	2025 Budget	2026 Budget	2027 Budget	2028 Budget
<b>No Tax Limit</b>	<b>No Tax Limit</b>	<b>No Tax Limit</b>	<b>No Tax Limit</b>	<b>No Tax Limit</b>	<b>No Tax Limit</b>	<b>No Tax Limit</b>
<b>Revenue</b>	<b>16.41%</b>	<b>-2.41%</b>	<b>3.37%</b>	<b>3.39%</b>	<b>3.38%</b>	<b>3.38%</b>
TAX REQUISITION - ALL AREAS	2,667,222	2,602,949	2,690,603	2,781,939	2,875,877	2,973,078
GRANT IN LIEU OF TAXES	5,100	5,100	5,100	5,100	5,100	5,100
GRANTS	-	-	-	-	-	-
SEARCH FEES	-	5,000	5,100	5,202	5,306	5,412
TRANSFER FROM OPERATIONAL RESERVES	-	-	-	-	-	-
TRANSFER FROM RURAL AREA FEASIBILITY FUND	-	-	-	-	-	-
PROVINCIAL GRANTS	150,000	50,000	-	-	-	-
MISCELLANEOUS REVENUE	168,300	165,000	165,000	165,000	165,000	165,000
RECOVERABLE HERITAGE HILLS SEWER	80,000	150,000	-	-	-	-
RECOVERABLE HERITAGE HILLS WATER	-	20,000	-	-	-	-
HR SERVICES REVENUE	-	20,000	-	-	-	-
PRIOR YEARS SURPLUS	14,454	-	-	-	-	-
<b>Total Revenue</b>	<b>\$ 3,085,076</b>	<b>\$ 3,018,049</b>	<b>\$ 2,865,803</b>	<b>\$ 2,957,241</b>	<b>\$ 3,051,283</b>	<b>\$ 3,148,590</b>
<b>Expense</b>						
SALARIES & WAGES	2,351,382	2,513,167	2,594,408	2,678,319	2,764,827	2,854,354
NEW FTE AS AUTHORIZED BY THE BOARD SALARIES & WAGES	171,817	(178,157)	(161,837)	(166,920)	(172,366)	(177,981)
HONORARIUMS - DIRECTORS	181,000	186,430	192,023	197,784	203,717	209,829
ADMINISTRATION CHARGES	171,123	175,609	169,549	174,968	180,542	186,309
MEMBERSHIP & DUES	19,000	22,000	22,660	23,340	24,040	24,761
SPECIAL PROJECTS - AREA D - SKAHA ESTATES	-	200,000	-	-	-	-
SPECIAL PROJECTS - ELECTIONS	-	25,000	25,000	25,750	26,523	27,318
HERITAGE HILLS SEWER STUDY CF	150,000	50,000	-	-	-	-
VEHICLE DEPRECIATION	5,000	5,000	5,000	5,000	5,000	5,000
EQUIPMENT	7,000	7,000	7,000	7,000	7,000	7,000
LEGAL FEES	2,500	2,500	2,500	2,500	2,500	2,500
SUPPLIES	300	-	-	-	-	-
UTILITIES - TELEPHONE	10,000	6,000	6,000	6,000	6,000	6,000
TRANSFER TO OPERATIONAL RESERVE	14,454	-	-	-	-	-
CONTINGENCY	1,500	1,500	1,500	1,500	1,500	1,500
OTHER EXPENSES - MISCELLANEOUS	-	2,000	2,000	2,000	2,000	2,000
<b>Total Expenses</b>	<b>\$ 3,085,076</b>	<b>\$ 3,018,049</b>	<b>\$ 2,865,803</b>	<b>\$ 2,957,241</b>	<b>\$ 3,051,283</b>	<b>\$ 3,148,590</b>



**Regional District of Okanagan-Similkameen  
2024-2028 Operational Financial Plan  
911 EMERGENCY CALL SYSTEM - 0400**

BI 1095 & 1096 - No Tax Limit

		2023 Budget	2024 Budget	2025 Budget	2026 Budget	2027 Budget	2028 Budget
<b>No Tax Limit</b>		<b>No Tax Limit</b>	<b>No Tax Limit</b>	<b>No Tax Limit</b>	<b>No Tax Limit</b>	<b>No Tax Limit</b>	<b>No Tax Limit</b>
	<b>Revenue</b>	<b>10.27%</b>	<b>19.71%</b>	<b>2.74%</b>	<b>2.75%</b>	<b>2.77%</b>	<b>-9.81%</b>
	TAX REQUISITION	1,089,450	1,304,207	1,340,007	1,376,887	1,414,981	1,276,188
	GRANT IN LIEU OF TAXES	1,880	1,899	1,918	2,000	2,050	2,100
	PRIOR YEARS SURPLUS	21,550	17,466	-	-	-	-
	<b>Total Revenue</b>	<b>\$ 1,112,880</b>	<b>\$ 1,323,572</b>	<b>\$ 1,341,925</b>	<b>\$ 1,378,887</b>	<b>\$ 1,417,031</b>	<b>\$ 1,278,288</b>
	<b>Expense</b>						
	SALARIES & WAGES	105,466	107,629	111,257	115,002	118,876	122,887
	SALARIES & WAGES		18,772	19,341	19,928	20,526	21,142
	ADMINISTRATION CHARGES	31,343	37,439	38,627	39,853	41,118	42,424
	SITE & RADIO MAINTENANCE - ANNUAL CONTRACTS	25,486	25,613	26,433	27,279	28,152	29,053
	UNSCHEDULED MTNCE - FIREHALLS	10,483	15,000	15,480	15,975	16,486	17,014
	UNSCHEDULED MAINTENANCE - TOWERS	15,453	15,000	15,480	15,975	16,486	17,014
	OP - EQPT RENTAL - TRANSMITTER LEASE & M	93,873	110,000	113,520	117,153	120,902	124,771
	CONTRACTS - CENTRAL FIRE Dispatch	377,733	411,957	425,140	438,744	452,784	467,273
	CONTRACTS - OTHER RD - CORD - CENTRAL DI	195,894	199,812	206,206	212,805	219,615	226,643
	INSURANCE - PROPERTY	9,710	9,904	9,954	10,004	10,054	10,104
	INSURANCE - LIABILITY	5,500	5,638	5,666	5,694	5,722	5,751
	LEGAL FEES	3,000	3,000	3,096	3,195	3,297	3,403
	UHF AND VHF RADIO LICENSES	15,724	18,000	18,576	19,170	19,783	20,416
	UTILITIES - TELEPHONE	24,992	25,117	25,921	26,750	27,606	28,489
	DEBT INTEREST (Bylaw 2780/2623)	47,256	47,256	47,256	47,256	47,256	-
	DEBT PRINCIPAL (Bylaw 2780/2623)	130,864	130,864	130,864	130,864	130,864	-
	TRANSFER TO RESERVE CAPITAL	5,000	75,000	77,400	79,877	82,433	85,071
	TRANSFER TO RESERVES RE INTEREST	103	105	108	111	115	119
	TRANSFER TO OPERATING RESERVE	5,000	42,466	25,800	26,626	27,478	28,357
	CONTINGENCY	10,000	25,000	25,800	26,626	27,478	28,357
	<b>Total Expenses</b>	<b>\$ 1,112,880</b>	<b>\$ 1,323,572</b>	<b>\$ 1,341,925</b>	<b>\$ 1,378,887</b>	<b>\$ 1,417,031</b>	<b>\$ 1,278,288</b>



**Regional District of Okanagan-Similkameen  
2024-2028 Operational Financial Plan  
EMERGENCY PLANNING - 0410**

BL 2322, 2004 - No Tax Limit

	2023 Budget	2024 Budget	2025 Budget	2026 Budget	2027 Budget	2028 Budget
<b>No Tax Limit</b>	<b>No Tax Limit</b>	<b>No Tax Limit</b>	<b>No Tax Limit</b>	<b>No Tax Limit</b>	<b>No Tax Limit</b>	<b>No Tax Limit</b>
<b>Revenue</b>	<b>0.40%</b>	<b>114.64%</b>	<b>3.71%</b>	<b>-1.04%</b>	<b>2.05%</b>	<b>1.59%</b>
TAX REQUISITION	366,922	787,555	816,763	808,256	824,807	837,880
GRANT IN LIEU OF TAXES	550	555	561	570	575	600
TRANSFER FROM OPERATING RESERVE	60,000	-	-	-	-	-
PROVINCIAL GRANTS (Carry Forward)	1,266,103	1,583,024	-	-	-	-
PROV GRANTS - UBCM CRI	-	100,000	-	-	-	-
PRIOR YEARS SURPLUS	40,560	-	-	-	-	-
<b>Total Revenue</b>	<b>\$ 1,734,135</b>	<b>\$ 2,471,134</b>	<b>\$ 817,324</b>	<b>\$ 808,826</b>	<b>\$ 825,382</b>	<b>\$ 838,480</b>
<b>Expense</b>						
SALARIES & WAGES	136,154	178,576	184,291	190,195	196,285	202,585
SALARIES & WAGES		235,802	299,734	283,784	291,480	299,387
HONORARIUMS	7,085	7,120	7,156	7,192	7,228	7,264
ADMINISTRATION CHARGES	56,237	79,409	37,029	36,610	37,394	38,011
IT SUPPORT COSTS	3,500	3,605	3,713	3,825	3,939	4,057
FLOOD HAZARD RIKS ASSESSMENT - CF	-	100,000	-	-	-	-
UBCM CEPF - EMERGENCY SUPPORT SERVICES GRANT CF	89,750	-	-	-	-	-
UBCM CRI - FIRESMART GRANT STREAM 1 (OPERATIONS CF)	355,038	-	-	-	-	-
FIRESMART GRANT STREAM 1 (OPERATIONS)	-	240,997	-	-	-	-
EOC SANDBAG OPERATIONS	15,000	15,000	15,075	15,150	15,226	15,302
UBCM - CRI - FIRESMART GRANT STREAM (STAFFING) 2022 GRANT	406,020	-	-	-	-	-
UBCM - CRI - FIRESMART GRANT STREAM (STAFFING) 2022 GRANT	98,130	-	-	-	-	-
UBCM CEPR HEAT PREPAREDNESS CF	300,000	300,000	-	-	-	-
2023 CEPF UBCM GRANT CF	-	117,000	-	-	-	-
2023 EOC CEPF UBCM GRANT EXPENSE CF	-	112,790	-	-	-	-
2023 UBCM CRI FIRESMART GRANT CF	-	200,000	-	-	-	-
2023 CRI FIRESMART GRANT - AREA "A" CF	-	49,997	-	-	-	-
2023 CRI FIRESMART GRANT - AREA "B" CF	-	45,320	-	-	-	-
2023 CRI FIRESMART GRANT - AREA "C" CF	-	45,320	-	-	-	-
2023 CRI FIRESMART GRANT - AREA "D" CF	-	45,320	-	-	-	-
2023 CRI FIRESMART GRANT - AREA "E" CF	-	45,320	-	-	-	-
2023 CRI FIRESMART GRANT - AREA "F" CF	-	45,320	-	-	-	-
2023 CRI FIRESMART GRANT - AREA "G" CF	-	45,320	-	-	-	-
2023 CRI FIRESMART GRANT - AREA "H" CF	-	50,000	-	-	-	-
2023 CRI FIRESMART GRANT - AREA "I" CF	-	45,320	-	-	-	-
2023 E-911 GRANT	-	45,000	-	-	-	-
2024 CEPF DISASTER RISK REDUCTION GRANT	-	150,000	-	-	-	-
CONSULTANTS	4,000	4,080	4,100	4,121	4,142	4,163
AGREEMENT - REGIONAL SEARCH & RESCUE	71,500	90,000	90,450	90,902	91,357	91,814
OPERATIONAL SUPPORT ANIMAL EMERGENCY RESPONSE	10,000	15,000	15,075	15,150	15,226	15,302
REVIEW OF EMERGENCY PROGRAM	60,000	-	-	-	-	-
EDUCATION & TRAINING	25,502	25,630	25,758	25,887	26,016	26,146
EOC SUPPLIES	7,000	8,000	8,040	8,080	8,120	8,161
EQUIPMENT	5,239	5,000	5,050	5,100	5,150	5,200
EQUIPEMENT - SOFTWARE		26,000	26,100	26,200	26,300	26,400
INSURANCE - LIABILITY	3,000	3,060	3,121	3,184	3,247	-
INSURANCE - VEHICLE	900	3,000	3,015	3,030	3,045	3,060
LEGAL FEES	1,000	1,000	1,000	1,000	1,000	1,000
SUPPLIES	1,500	3,500	3,515	3,530	3,545	3,550
EOC SUPPLIES	10,000	10,000	10,050	10,100	10,151	10,202
SUPPLIES - MEALS	1,000	1,020	1,040	1,061	1,082	1,087
TRAVEL/LEASING	7,000	7,140	7,283	7,428	7,577	7,578
UTILITIES - TELEPHONE	4,020	5,500	5,528	5,556	5,584	5,612
TRANSFER TO OPERATING RESERVE	40,560	45,368	45,595	45,823	46,052	46,282
EMERGENCY SOCIAL SERVICES	15,000	15,300	15,606	15,918	16,236	16,317
<b>Total Expenses</b>	<b>\$ 1,734,135</b>	<b>\$ 2,471,134</b>	<b>\$ 817,324</b>	<b>\$ 808,826</b>	<b>\$ 825,382</b>	<b>\$ 838,480</b>



**Regional District of Okanagan-Similkameen  
2024-2028 Operational Financial Plan  
BUILDING INSPECTION - 2500**

2132, 2002 - No Tax Limit

		2023 Budget	2024 Budget	2025 Budget	2026 Budget	2027 Budget	2028 Budget
<b>No Tax Limit</b>		<b>No Tax Limit</b>	<b>No Tax Limit</b>	<b>No Tax Limit</b>	<b>No Tax Limit</b>	<b>No Tax Limit</b>	<b>No Tax Limit</b>
	<b>Revenue</b>	<b>1.74%</b>	<b>5.61%</b>	<b>5.40%</b>	<b>4.59%</b>	<b>4.69%</b>	<b>3.66%</b>
TAX REQUISITION		332,410	351,044	369,987	386,961	405,106	419,927
GRANT IN LIEU OF TAXES		1,836	1,855	1,873	1,901	1,939	-
FEE FOR SERVICE		30,603	30,909	31,218	31,686	32,320	33,000
ENFORCEMENT FEES		2,550	4,000	4,200	4,400	4,600	4,800
BUILDING PERMITS		743,389	758,000	770,000	785,000	800,000	820,000
TRANSFER FROM OPERATIONAL RESERVE		35,000	-	-	-	-	-
MISCELLANEOUS REVENUE		13,591	10,000	11,000	12,000	13,000	14,000
PRIOR YEARS SURPLUS		289,036	-	-	-	-	-
<b>Total Revenue</b>		<b>\$ 1,448,415</b>	<b>\$ 1,155,808</b>	<b>\$ 1,188,278</b>	<b>\$ 1,221,948</b>	<b>\$ 1,256,965</b>	<b>\$ 1,291,727</b>
	<b>Expense</b>						
SALARIES & WAGES		859,661	895,952	922,365	949,580	977,542	1,006,438
SALARIES & WAGES			1,449	1,500	1,552	1,599	1,647
ADMINISTRATION CHARGES		62,450	67,274	69,185	71,162	73,218	75,252
OPERATIONS - FACILITIES RENTALS		6,181	7,000	7,500	8,000	8,500	9,000
CONTRACTS		20,000	-	-	-	-	-
EDUCATION & TRAINING		12,363	10,000	10,100	10,200	10,300	10,400
DEPRECIATION		15,453	15,685	15,920	16,238	16,563	17,000
EQUIPMENT		21,452	15,000	15,500	16,000	16,500	17,000
INSURANCE - LIABILITY		46,008	46,698	47,398	48,346	49,313	50,000
LEGAL FEES		30,907	31,000	32,000	33,000	33,500	34,000
SUPPLIES		5,151	5,250	5,300	5,350	5,400	5,450
ADVERTISING		2,060	2,000	2,010	2,020	2,030	2,040
TRAVEL/LEASING		36,058	37,000	37,500	38,000	39,500	40,000
UTILITIES - TELEPHONE		11,332	11,500	12,000	12,500	13,000	13,500
TRANSFER TO OPERATIONAL RESERVE		314,188	5,000	5,000	5,000	5,000	5,000
OTHER EXPENSES		5,151	5,000	5,000	5,000	5,000	5,000
<b>Total Expenses</b>		<b>\$ 1,448,415</b>	<b>\$ 1,155,808</b>	<b>\$ 1,188,278</b>	<b>\$ 1,221,948</b>	<b>\$ 1,256,965</b>	<b>\$ 1,291,727</b>



**Regional District of Okanagan-Similkameen  
2024-2028 Operational Financial Plan  
DEVELOPMENT INFRASTRUCTURE - 4200**

LGA Part 26 - No Tax Limit

		2023 Budget	2024 Budget	2025 Budget	2026 Budget	2027 Budget	2028 Budget
<b>No Tax Limit</b>		<b>No Tax Limit</b>	<b>No Tax Limit</b>	<b>No Tax Limit</b>	<b>No Tax Limit</b>	<b>No Tax Limit</b>	<b>No Tax Limit</b>
	<b>Revenue</b>	<b>-65.19%</b>	<b>123.76%</b>	<b>15.68%</b>	<b>3.38%</b>	<b>3.38%</b>	<b>2.58%</b>
TAX REQUISITION		48,224	107,905	124,828	129,053	133,413	136,858
SUBDIVISION SERVICING FEES		12,000	12,000	12,240	12,485	12,735	12,990
SUBDIVISION SERVICING FEES		10,000	12,500	12,750	13,005	13,265	13,530
DEVELOPER FUNDED WATER MODEL		6,000	9,000	9,315	9,641	9,978	10,327
ENGINEERING REVIEW FEES		15,000	25,000	25,875	26,781	27,718	28,688
RECOVERIES FROM PLANNING REFERRALS		20,000	20,000	20,000	20,000	20,000	20,000
TRANSFER FROM OPERATING RESERVE		10,000	23,000	23,690	24,401	25,133	25,887
<b>Total Revenue</b>		<b>\$ 121,224</b>	<b>\$ 209,405</b>	<b>\$ 228,698</b>	<b>\$ 235,366</b>	<b>\$ 242,242</b>	<b>\$ 248,280</b>
	<b>Expense</b>						
SALARIES & WAGES		89,813	102,904	106,375	109,967	113,680	117,518
NEW FTE AS AUTHORIZED BY THE BOARD SALARIES & WAGES		-	55,773	70,031	72,133	74,297	76,526
<b>ADMINISTRATION CHARGES</b>		<b>5,249</b>	<b>9,328</b>	<b>10,254</b>	<b>10,574</b>	<b>10,903</b>	<b>11,193</b>
CONSULTANTS		6,000	6,000	6,180	6,365	6,556	6,753
EDUCATION & TRAINING		500	750	765	780	796	812
DEVELOPER FUNDED INFRASTRUCTURE		10,000	12,500	12,750	13,005	13,265	13,530
INSURANCE - LIABILITY		912	930	949	968	987	-
LEGAL FEES		2,500	5,000	5,150	5,305	5,464	5,628
SUPPLIES		250	200	204	208	212	216
TRAVEL/LEASING		1,000	1,020	1,040	1,061	1,082	1,104
TRANSFER TO OPERATING RESERVE		5,000	15,000	15,000	15,000	15,000	15,000
<b>Total Expenses</b>		<b>\$ 121,224</b>	<b>\$ 209,405</b>	<b>\$ 228,698</b>	<b>\$ 235,366</b>	<b>\$ 242,242</b>	<b>\$ 248,280</b>



**Regional District of Okanagan-Similkameen  
2024-2028 Operational Financial Plan  
ILLEGAL DUMPING - 4250**

**BI 2184 - Maximum Levy**

		2023 Budget	2024 Budget	2025 Budget	2026 Budget	2027 Budget	2028 Budget
\$		<b>25,000</b>					
	<b>Revenue</b>	<b>REVIEW REQUIRED</b>	<b>REVIEW REQUIRED</b>	<b>REVIEW REQUIRED</b>	<b>REVIEW REQUIRED</b>	<b>REVIEW REQUIRED</b>	<b>REVIEW REQUIRED</b>
		0.92%	12.61%	2.40%	2.43%	2.44%	2.47%
TAX REQUISITION		35,882	40,407	41,378	42,384	43,417	44,491
PRIOR YEARS SURPLUS		4,325	-	-	-	-	-
<b>Total Revenue</b>		<b>\$ 40,207</b>	<b>\$ 40,407</b>	<b>\$ 41,378</b>	<b>\$ 42,384</b>	<b>\$ 43,417</b>	<b>\$ 44,491</b>
	<b>Expense</b>						
SALARIES & WAGES		16,456	19,300	19,886	20,493	21,115	21,762
SALARIES & WAGES			186	192	199	205	211
ADMINISTRATION CHARGES		932	1,108	1,143	1,180	1,217	1,256
CONTRACT SERVICES		3,000	3,000	3,105	3,214	3,326	3,443
CONTRACT SERVICES - TIPPING FEES		5,500	5,500	5,693	5,892	6,098	6,312
INSURANCE - LIABILITY		152	152	157	163	169	174
ADVERTISING - PUBLIC EDUCATION		761	761	788	815	844	874
TRAVEL/LEASING		406	400	414	428	443	459
TRANSFER TO OPERATING RESERVE		13,000	10,000	10,000	10,000	10,000	10,000
<b>Total Expenses</b>		<b>\$ 40,207</b>	<b>\$ 40,407</b>	<b>\$ 41,378</b>	<b>\$ 42,384</b>	<b>\$ 43,417</b>	<b>\$ 44,491</b>



**Regional District of Okanagan-Similkameen  
2024-2028 Operational Financial Plan  
SOLID WASTE MANAGEMENT - 4300**

1899.02, 2012 - Assessment

	2023 Budget	2024 Budget	2025 Budget	2026 Budget	2027 Budget	2028 Budget
<b>\$</b>	<b>367,237</b>					
	<b>Compliant</b>	<b>Compliant</b>	<b>Compliant</b>	<b>Compliant</b>	<b>Compliant</b>	<b>Compliant</b>
<b>Revenue</b>	<b>11.36%</b>	<b>-37.59%</b>	<b>8.68%</b>	<b>2.57%</b>	<b>2.56%</b>	<b>2.59%</b>
TAX REQUISITION	280,633	175,156	190,364	195,252	200,259	205,453
TRANSFER FROM OPERATING RESERVE	7,086	245,000	-	-	-	-
PRIOR YEARS SURPLUS	250,000	245,000	-	-	-	-
<b>Total Revenue</b>	<b>\$ 537,719</b>	<b>\$ 665,156</b>	<b>\$ 190,364</b>	<b>\$ 195,252</b>	<b>\$ 200,259</b>	<b>\$ 205,453</b>
<b>Expense</b>						
SALARIES & WAGES	120,620	107,922	111,216	114,645	118,143	121,776
NEW FTE AS AUTHORIZED BY THE BOARD SALARIES & WAGES	27,008	182	188	195	201	207
ADMINISTRATION CHARGES	9,393	8,404	9,134	9,369	9,609	9,858
CONSULTANTS CF	250,000	245,000				
CONSULTANTS			30,000	30,000	30,000	30,000
CONTRACTOR - WEBSITE EXCHANGE SITE	8,120	8,120	8,404	8,698	9,003	9,318
MEMBERSHIP & DUES	3,986	4,555	4,714	4,879	5,050	5,227
FOOD COMPOSTING EDUCATION	25,000	25,000	5,000	5,000	5,000	5,000
INSURANCE - LIABILITY	773	773	800	828	857	887
LEGAL FEES	100	100	104	107	111	115
SUPPLIES	2,000	2,000	2,070	2,142	2,217	2,295
BEAR SMART EXPENSES	9,500	16,600	17,181	17,782	18,405	19,049
BEAR SMART EXPENSES	7,086	-	-	-	-	-
BEAR SMART EXPENSES	1,500	1,500	1,553	1,607	1,663	1,721
TRANSFER TO OPERATING RESERVE	72,633	245,000	-	-	-	-
<b>Total Expenses</b>	<b>\$ 537,719</b>	<b>\$ 665,156</b>	<b>\$ 190,364</b>	<b>\$ 195,252</b>	<b>\$ 200,259</b>	<b>\$ 205,453</b>



**Regional District of Okanagan-Similkameen  
2024-2028 Operational Financial Plan  
ELECTORAL AREA PLANNING - 5000**

**LGA Part 26 - No Tax Limit**

		2023 Budget	2024 Budget	2025 Budget	2026 Budget	2027 Budget	2028 Budget
<b>No Tax Limit</b>							
	<b>Revenue</b>	<b>No Tax Limit</b>	<b>No Tax Limit</b>	<b>No Tax Limit</b>	<b>No Tax Limit</b>	<b>No Tax Limit</b>	<b>No Tax Limit</b>
		15.67%	10.67%	4.73%	2.64%	2.59%	8.36%
TAX REQUISITION		1,322,564	1,463,656	1,532,911	1,573,343	1,614,055	1,748,959
DEVELOPMENT APPLICATION FEES		100,000	105,000	110,000	115,000	120,000	120,000
TRANSFER FROM OPERATING RESERVE		30,000	70,000	-	-	-	-
PRIOR YEARS SURPLUS		-	70,000	-	-	-	-
<b>Total Revenue</b>		<b>\$ 1,452,564</b>	<b>\$ 1,708,656</b>	<b>\$ 1,642,911</b>	<b>\$ 1,688,343</b>	<b>\$ 1,734,055</b>	<b>\$ 1,868,959</b>
	<b>Expense</b>						
SALARIES & WAGES		836,962	909,960	937,416	965,695	994,852	1,024,939
NEW FTE AS AUTHORIZED BY THE BOARD SALARIES & WAGES		23,529	68,018	98,319	100,372	102,436	104,544
BOARD OF VARIANCE		769	788	808	828	900	-
APC EXPENSES		1,538	1,576	1,615	1,655	2,000	2,000
<b>ADMINISTRATION CHARGES</b>		<b>76,680</b>	<b>89,393</b>	<b>93,704</b>	<b>96,305</b>	<b>98,978</b>	<b>106,914</b>
BYLAW ENFORCEMENT ALLOCATION		166,254	182,273	188,653	195,256	202,089	209,163
CONSULTANTS		100,000	100,000	100,000	100,000	100,000	100,000
<b>CONSULTANTS CF</b>		<b>-</b>	<b>70,000</b>	<b>-</b>	<b>-</b>	<b>-</b>	<b>-</b>
PLANNING REFERRALS TO SUBDIVISION SERVICING		20,000	20,000	20,000	20,000	20,000	20,000
CONTRACT SERVICES		35,000	-	-	-	-	-
EDUCATION & TRAINING		10,250	15,000	16,000	17,000	18,000	19,000
ENVIRONMENTAL PROJECTS		10,000	10,000	10,000	10,000	10,000	10,000
EQUIPMENT		18,040	18,491	18,953	19,427	20,000	21,000
INSURANCE - LIABILITY		8,482	8,694	8,911	9,134	9,200	93,000
LEGAL FEES		41,000	42,025	43,076	44,153	45,000	46,000
LEGAL FEES - COVENANT REGISTRATIONS		7,000	7,100	7,200	7,300	7,400	7,500
SUPPLIES		9,000	9,100	9,200	9,300	9,400	9,500
ADVERTISING		20,000	15,500	16,500	17,500	18,500	19,000
TRAVEL/LEASING		4,100	4,203	4,308	4,416	4,500	4,500
UTILITIES - TELEPHONE		1,000	2,000	2,100	2,200	2,300	2,300
TRANSFER TO OPERATING RESERVE		58,860	130,332	61,840	63,386	64,000	65,000
CONTINGENCY		4,100	4,203	4,308	4,416	4,500	4,600
<b>Total Expenses</b>		<b>\$ 1,452,564</b>	<b>\$ 1,708,656</b>	<b>\$ 1,642,911</b>	<b>\$ 1,688,343</b>	<b>\$ 1,734,055</b>	<b>\$ 1,868,959</b>





**Regional District of Okanagan-Similkameen  
2024-2028 Operational Financial Plan  
ENVIRONMENTAL CONSERVATION - 5010**

RG 734, RG735 C714,z714,714I,714D, 714A 714C 718E 555,BL 2690, 2016

		2023 Budget	2024 Budget	2025 Budget	2026 Budget	2027 Budget	2028 Budget
\$		640,371					
	<b>Revenue</b>	<b>Compliant</b>	<b>Compliant</b>	<b>Compliant</b>	<b>Compliant</b>	<b>Compliant</b>	<b>Compliant</b>
		-0.07%	-0.17%	0.00%	0.00%	0.00%	0.00%
TAX REQUISITION		449,783	449,036	449,035	449,036	449,035	449,035
<b>Total Revenue</b>		<b>\$ 449,783</b>	<b>\$ 449,036</b>	<b>\$ 449,035</b>	<b>\$ 449,036</b>	<b>\$ 449,035</b>	<b>\$ 449,035</b>
	<b>Expense</b>						
ADMINISTRATION CHARGE		11,656	12,379	12,379	12,379	12,379	12,379
OPERATIONS		39,585	40,179	40,781	41,393	42,221	43,000
GRANTS		398,542	396,478	395,875	395,264	394,435	393,656
<b>Total Expenses</b>		<b>\$ 449,783</b>	<b>\$ 449,036</b>	<b>\$ 449,035</b>	<b>\$ 449,036</b>	<b>\$ 449,035</b>	<b>\$ 449,035</b>



**Regional District of Okanagan-Similkameen  
2024-2028 Operational Financial Plan  
RGS - SUB REGIONAL - 5020**

**BL 2421 & 2770 - No Tax Limit**

		2023 Budget	2024 Budget	2025 Budget	2026 Budget	2027 Budget	2028 Budget
<b>No Tax Limit</b>							
	<b>Revenue</b>	<b>No Tax Limit</b>	<b>No Tax Limit</b>	<b>No Tax Limit</b>	<b>No Tax Limit</b>	<b>No Tax Limit</b>	<b>No Tax Limit</b>
		8.89%	14.65%	2.99%	2.97%	2.88%	4.61%
TAX REQUISITION		45,305	51,943	53,494	55,085	56,674	59,286
<b>Total Revenue</b>		<b>\$ 45,305</b>	<b>\$ 51,943</b>	<b>\$ 53,494</b>	<b>\$ 55,085</b>	<b>\$ 56,674</b>	<b>\$ 59,286</b>
	<b>Expense</b>						
SALARIES & WAGES		30,553	36,412	37,522	38,661	39,840	41,055
SALARIES & WAGES			64	66	68	70	72
<b>ADMINISTRATION CHARGES</b>		<b>1,552</b>	<b>1,892</b>	<b>1,948</b>	<b>2,006</b>	<b>2,064</b>	<b>2,159</b>
CONSULTANTS		10,000	10,250	10,506	10,769	11,000	12,000
INSURANCE - LIABILITY		200	250	300	350	400	500
SUPPLIES		1,000	1,025	1,051	1,077	1,100	1,200
ADVERTISING		2,000	2,050	2,101	2,154	2,200	2,300
<b>Total Expenses</b>		<b>\$ 45,305</b>	<b>\$ 51,943</b>	<b>\$ 53,494</b>	<b>\$ 55,085</b>	<b>\$ 56,674</b>	<b>\$ 59,286</b>



**Regional District of Okanagan-Similkameen  
2024-2028 Operational Financial Plan  
DESTRUCTION OF PESTS - 5500**

Sec 767(5), SLP May 2,1967 - Assessment

		2023 Budget	2024 Budget	2025 Budget	2026 Budget	2027 Budget	2028 Budget
\$		2,649,855					
	<b>Revenue</b>	<b>Compliant</b>	<b>Compliant</b>	<b>Compliant</b>	<b>Compliant</b>	<b>Compliant</b>	<b>Compliant</b>
		-111.98%	-738.58%	14.59%	12.84%	3.27%	3.30%
	TAX REQUISITION	(638)	4,074	4,669	5,268	5,440	5,620
	CONTRACT - OLIVER	275	285	295	305	316	327
	CONTRACT - VILLAGE OF KEREMEOS	275	285	295	305	316	327
	TRANSFER FROM OPERATING RESERVE	6,097	-	-	-	-	-
	<b>Total Revenue</b>	<b>\$ 6,009</b>	<b>\$ 4,644</b>	<b>\$ 5,259</b>	<b>\$ 5,878</b>	<b>\$ 6,072</b>	<b>\$ 6,274</b>
	<b>Expense</b>						
	SALARIES & WAGES	2,261	2,115	2,178	2,244	2,310	2,380
	ADMINISTRATION CHARGES	198	169	192	214	221	229
	OPERATIONS - HEALTH & SAFETY	52	54	56	58	60	62
	CONTRACT SERVICES - SPRAYING	2,500	1,500	2,000	2,500	2,588	2,678
	EDUCATION & TRAINING	259	268	277	287	297	308
	INSURANCE - LIABILITY	19	20	20	21	22	23
	SUPPLIES	50	52	54	55	57	59
	ADVERTISING	200	207	214	222	230	238
	TRAVEL/LEASING	250	259	268	277	287	297
	TRANSFER TO OPERATIONAL RESERVES	220	-	-	-	-	-
	<b>Total Expenses</b>	<b>\$ 6,009</b>	<b>\$ 4,644</b>	<b>\$ 5,259</b>	<b>\$ 5,878</b>	<b>\$ 6,072</b>	<b>\$ 6,274</b>



**Regional District of Okanagan-Similkameen  
2024-2028 Operational Financial Plan  
NUISANCE CONTROL (Regional Service) - 5550**

BL 2198.01, 2008 - Maximum Tax Limit

		2023 Budget	2024 Budget	2025 Budget	2026 Budget	2027 Budget	2028 Budget
\$	<b>31,250</b>	<b>Compliant</b>	<b>Compliant</b>	<b>Compliant</b>	<b>Compliant</b>	<b>Compliant</b>	<b>Compliant</b>
	<b>Revenue</b>	<b>-8.13%</b>	<b>9.28%</b>	<b>0.00%</b>	<b>0.00%</b>	<b>0.00%</b>	<b>0.00%</b>
	TAX REQUISITION	23,742	25,945	25,945	25,945	25,945	25,945
	TRANSFER FROM OPERATING RESERVE	2,143	-	-	-	-	-
	PRIOR YEARS SURPLUS	2	-	-	-	-	-
	<b>Total Revenue</b>	\$ 25,887	\$ 25,945	\$ 25,945	\$ 25,945	\$ 25,945	\$ 25,945
	<b>Expense</b>						
	ADMINISTRATION CHARGES	887	945	945	945	945	945
	OP - SW - STARLING CONTROL	25,000	25,000	25,000	25,000	25,000	25,000
	<b>Total Expenses</b>	\$ 25,887	\$ 25,945	\$ 25,945	\$ 25,945	\$ 25,945	\$ 25,945



**Regional District of Okanagan-Similkameen  
2024-2028 Operational Financial Plan  
MOSQUITO CONTROL - 5700**

	2023 Budget	2024 Budget	2025 Budget	2026 Budget	2027 Budget	2028 Budget
<b>Revenue</b>	<b>5.16%</b>	<b>9.66%</b>	<b>4.09%</b>	<b>3.98%</b>	<b>3.53%</b>	<b>3.50%</b>
TAX REQUISITION	170,325	186,776	194,420	202,166	209,310	216,642
TRANSFER FROM RESERVE	10,000	50	50	50	50	50
TRANSFER FROM OPERATING RESERVE		8,000	6,000	5,000	4,000	3,000
MISCELLANEOUS REVENUE	18,000	28,000	28,560	29,131	29,714	30,308
<b>Total Revenue</b>	<b>\$ 198,325</b>	<b>\$ 222,826</b>	<b>\$ 229,030</b>	<b>\$ 236,347</b>	<b>\$ 243,074</b>	<b>\$ 250,000</b>
<b>Expense</b>						
SALARIES & WAGES	95,691	99,885	102,881	105,983	109,148	112,421
SALARIES & WAGES		5,251	5,409	5,572	5,739	5,911
<b>ADMINISTRATION CHARGES</b>	<b>6,571</b>	<b>7,856</b>	<b>8,052</b>	<b>8,255</b>	<b>8,462</b>	<b>8,712</b>
HELICOPTER SPRAYING	35,000	40,000	40,800	41,616	42,448	43,297
OP - W&S - PERMIT FEES	1,035	1,056	1,077	1,099	1,121	1,143
OPERATIONS - HEALTH & SAFETY	518	528	539	550	561	572
CONSULTANTS	500	1,200	1,224	1,248	1,273	1,298
EDUCATION & TRAINING	1,056	1,077	1,099	1,121	1,143	1,166
DEPRECIATION	4,000	4,000	4,000	4,000	4,000	4,000
EQUIPMENT	1,200	1,224	1,248	1,273	1,298	1,324
INSURANCE - LIABILITY	853	870	887	905	923	941
INSURANCE - VEHICLE	2,187	2,231	2,276	2,322	2,368	2,415
SUPPLIES	33,000	40,000	40,800	41,616	42,448	43,297
ADVERTISING	500	510	520	530	541	1,552
TRAVEL/LEASING	13,000	13,260	13,525	13,796	14,072	14,353
UTILITIES - TELEPHONE	714	728	743	758	773	788
TRANSFER TO VEHICLE REPLACEMENT RESERVE		1,000	2,000	3,000	4,000	4,000
TRANSFER TO INTEREST RESERVE		50	50	50	50	50
TRANSFER TO OPERATING RESERVE	2,500	2,100	1,900	2,653	2,706	2,760
<b>Total Expenses</b>	<b>\$ 198,325</b>	<b>\$ 222,826</b>	<b>\$ 229,030</b>	<b>\$ 236,347</b>	<b>\$ 243,074</b>	<b>\$ 250,000</b>



**Regional District of Okanagan-Similkameen  
2024-2028 Operational Financial Plan  
REGIONAL TRAILS - 7720**

RG735 G716, RG734 535, RG73 B16 BL1470.02, - Assessment

	2023 Budget	2024 Budget	2025 Budget	2026 Budget	2027 Budget	2028 Budget
<b>\$</b>	<b>597,301</b>					
	<b>Compliant</b>	<b>Compliant</b>	<b>Compliant</b>	<b>Compliant</b>	<b>Compliant</b>	<b>Compliant</b>
<b>Revenue</b>	<b>9.09%</b>	<b>-5.78%</b>	<b>3.53%</b>	<b>3.17%</b>	<b>3.16%</b>	<b>3.17%</b>
TAX REQUISITION	433,325	408,289	422,708	436,097	449,867	464,107
PARKS REALLOCATION	44,000	45,540	46,997	48,501	50,053	51,655
KVR Trail Mgmt. - PROVINCIAL CONTRIBUTION	5,000	5,175	5,341	5,512	5,688	5,870
TRANSFER FROM CAPITAL RESERVE KVR TRAIL CONST. CHUTE LK TO LITTLE TUNNEL	8,000	8,280	8,545	8,818	9,100	9,391
PRIOR YEARS SURPLUS	5,630	-	-	-	-	-
<b>Total Revenue</b>	<b>\$ 495,955</b>	<b>\$ 467,284</b>	<b>\$ 483,591</b>	<b>\$ 498,928</b>	<b>\$ 514,708</b>	<b>\$ 531,023</b>
<b>Expense</b>						
SALARIES & WAGES	179,298	199,328	205,535	211,934	218,515	225,333
NEW FTE AS AUTHORIZED BY THE BOARD SALARIES & WAGES	8,089	(38,642)	(37,188)	(38,395)	(39,661)	(40,967)
ADMINISTRATION CHARGES	19,273	19,241	19,921	20,552	21,201	21,872
TRAIL MAINTENANCE	20,000	20,400	21,053	21,727	22,422	23,140
ACQUISITION & MANAGEMENT	14,151	15,384	15,877	16,385	16,909	17,451
CONTRACT SERVICES - TRAIL MAINTENANCE	56,375	55,000	56,760	58,576	60,450	62,384
CONTRACT SERVICES	35,378	32,778	32,597	33,702	34,844	36,022
EDUCATION & TRAINING	4,121	4,265	4,401	4,542	4,687	4,837
AMORTIZATION EXPENSE	18,544	19,193	19,807	20,441	21,095	21,770
VEHICLE & EQUIPMENT	16,000	16,560	17,090	17,637	18,201	18,783
PARK/FACILITY IMPROVEMENTS	9,272	9,597	9,904	10,221	10,548	10,886
INSURANCE - PROPERTY	371	378	390	402	415	428
INSURANCE - LIABILITY	1,834	1,898	1,959	2,022	2,087	2,154
INSURANCE - VEHICLE	12,363	12,796	13,205	13,628	14,064	14,514
SUPPLIES - FACILITY	9,787	10,129	10,453	10,788	11,133	11,489
ADVERTISING	2,576	2,666	2,751	2,839	2,930	3,024
TRAVEL AND LEASE	13,393	13,862	14,306	14,764	15,236	15,724
MFA LEASING	24,500	25,358	26,170	27,008	27,872	28,763
TRANSFER TO CAPITAL RESERVE	45,000	46,575	48,065	49,603	51,190	52,828
TRANSFER TO OPERATING RESERVE	5,630	518	535	552	570	588
<b>Total Expenses</b>	<b>\$ 495,955</b>	<b>\$ 467,284</b>	<b>\$ 483,591</b>	<b>\$ 498,928</b>	<b>\$ 514,708</b>	<b>\$ 531,023</b>



**Regional District of Okanagan-Similkameen  
2024-2028 Operational Financial Plan  
TRANSIT - REGIONAL - 8200**

BL 2809 - Assessment

		2023 Budget	2024 Budget	2025 Budget	2026 Budget	2027 Budget	2028 Budget
\$		359,116					
	<b>Revenue</b>	<b>Compliant</b>	<b>Compliant</b>	<b>Compliant</b>	<b>Compliant</b>	<b>Compliant</b>	<b>Compliant</b>
		9.44%	1.50%	3.27%	3.27%	3.27%	3.27%
	TAX REQUISITION	238,993	242,580	250,504	258,689	267,140	275,866
	TRANSIT FARES	60,425	65,474	67,569	69,731	71,962	74,265
	PROVINCIAL GRANT SAFE START	13,032	13,032	13,449	13,879	14,323	14,781
	MISCELLANEOUS REVENUE	18,801	19,337	19,956	20,595	21,254	21,934
	PRIOR YEARS SURPLUS	28,995	-	-	-	-	-
	<b>Total Revenue</b>	<b>\$ 360,246</b>	<b>\$ 340,423</b>	<b>\$ 351,478</b>	<b>\$ 362,894</b>	<b>\$ 374,679</b>	<b>\$ 386,846</b>
	<b>Expense</b>						
	SALARIES & WAGES	38,878	50,920	52,673	54,487	56,361	58,300
	NEW FTE AS AUTHORIZED BY THE BOARD SALARIES & WAGES	673	(16,422)	(16,914)	(17,422)	(17,945)	(18,483)
	ADMINISTRATION CHARGES	11,348	12,369	12,770	13,185	13,613	14,055
	MAINTAINENCE	1,550	1,600	1,651	1,704	1,759	1,815
	OPERATIONS	277,252	289,511	298,775	308,336	318,203	328,385
	TRANSFER TO OPERATING RESERVE	28,995	845	872	900	929	959
	OTHER EXPENSES - MARKETING	1,550	1,600	1,651	1,704	1,759	1,815
	<b>Total Expenses</b>	<b>\$ 360,246</b>	<b>\$ 340,423</b>	<b>\$ 351,478</b>	<b>\$ 362,894</b>	<b>\$ 374,679</b>	<b>\$ 386,846</b>



**Regional District of Okanagan-Similkameen  
2024-2028 Operational Financial Plan  
TRANSIT - SOUTH OKANAGAN - 8600**

2741 - Assessment

	2023 Budget	2024 Budget	2025 Budget	2026 Budget	2027 Budget	2028 Budget
<b>\$</b>	<b>119,417</b>					
<b>Revenue</b>	<b>REVIEW REQUIRED</b>	<b>REVIEW REQUIRED</b>	<b>REVIEW REQUIRED</b>	<b>REVIEW REQUIRED</b>	<b>REVIEW REQUIRED</b>	<b>REVIEW REQUIRED</b>
	3.16%	20.94%	3.20%	3.20%	3.20%	3.20%
TAX REQUISITION	123,322	149,151	153,929	158,857	163,942	169,191
TRANSIT FARES	28,033	29,472	30,415	31,388	32,392	33,429
REGIONAL GRANT - IHA	21,830	21,830	22,529	23,250	23,994	24,762
PRIOR YEARS SURPLUS	59,851	-	-	-	-	-
<b>Total Revenue</b>	<b>\$ 233,036</b>	<b>\$ 200,453</b>	<b>\$ 206,873</b>	<b>\$ 213,495</b>	<b>\$ 220,328</b>	<b>\$ 227,382</b>
<b>Expense</b>						
SALARIES & WAGES	5,589	8,113	8,365	8,622	8,887	9,162
NEW FTE AS AUTHORIZED BY THE BOARD SALARIES & WAGES	673	(6,074)	(6,256)	(6,444)	(6,637)	(6,837)
<b>ADMINISTRATION CHARGES</b>	<b>8,340</b>	<b>9,522</b>	<b>9,827</b>	<b>10,142</b>	<b>10,466</b>	<b>10,801</b>
MAINTENANCE	1,550	-	-	-	-	-
OPERATIONS	167,333	185,592	191,531	197,660	203,985	210,513
TRANSFER TO OP RESERVE	48,351	2,000	2,064	2,130	2,198	2,268
OTHER EXPENSES - MARKETING	1,200	1,300	1,342	1,385	1,429	1,475
<b>Total Expenses</b>	<b>\$ 233,036</b>	<b>\$ 200,453</b>	<b>\$ 206,873</b>	<b>\$ 213,495</b>	<b>\$ 220,328</b>	<b>\$ 227,382</b>





**Regional District of Okanagan-Similkameen  
2024-2028 Operational Financial Plan  
ANIMAL CONTROL - "A", "B", "C", "D", "E", "F", "G", "H", "I" - 9200**

2775, 2017 No Tax Limit

		2023 Budget	2024 Budget	2025 Budget	2026 Budget	2027 Budget	2028 Budget
<b>No Tax Limit</b>		<b>No Tax Limit</b>	<b>No Tax Limit</b>	<b>No Tax Limit</b>	<b>No Tax Limit</b>	<b>No Tax Limit</b>	<b>No Tax Limit</b>
	<b>Revenue</b>	<b>21.53%</b>	<b>4.55%</b>	<b>3.90%</b>	<b>3.73%</b>	<b>-12.72%</b>	<b>4.15%</b>
TAX REQUISITION - ALL AREAS		161,840	169,198	175,798	182,364	159,160	165,762
GRANT IN LIEU OF TAXES		510	515	520	525	536	600
ENFORCEMENT FEES		6,121	6,182	6,244	6,369	6,496	6,600
IMPOUND FEES		1,010	1,030	1,041	1,062	1,083	1,100
LICENSING REVENUE		20,402	20,606	20,812	21,228	51,653	52,500
<b>Total Revenue</b>		<b>\$ 189,883</b>	<b>\$ 197,531</b>	<b>\$ 204,415</b>	<b>\$ 211,548</b>	<b>\$ 218,928</b>	<b>\$ 226,562</b>
	<b>Expense</b>						
ADMINISTRATION CHARGES		8,575	9,478	9,808	10,150	10,505	10,871
BYLAW ENFORCEMENT ALLOCATION		37,786	42,082	43,555	45,080	46,657	48,290
CONTRACTS - ANIMAL CONTROL		138,462	142,830	147,829	153,003	158,358	163,901
LEGAL FEES		2,000	-	-	-	-	-
SUPPLIES		2,060	2,091	2,123	2,165	2,208	2,300
ADVERTISING		1,000	1,050	1,100	1,150	1,200	1,200
<b>Total Expenses</b>		<b>\$ 189,883</b>	<b>\$ 197,531</b>	<b>\$ 204,415</b>	<b>\$ 211,548</b>	<b>\$ 218,928</b>	<b>\$ 226,562</b>



**Regional District of Okanagan-Similkameen**  
**2024-2028 Operational Financial Plan**  
**REGIONAL ECONOMIC DEVELOPMENT (OK FILM) - 9390**

BL 2743 - Assessment

		2023 Budget	2024 Budget	2025 Budget	2026 Budget	2027 Budget	2028 Budget
\$		42,249					
	<b>Revenue</b>	<b>Compliant</b>	<b>Compliant</b>	<b>Compliant</b>	<b>Compliant</b>	<b>Compliant</b>	<b>Compliant</b>
		0.17%	10.63%	0.00%	0.00%	-9.40%	10.38%
TAX REQUISITION		36,242	40,093	40,093	40,093	36,323	40,093
<b>Total Revenue</b>		\$ 36,242	\$ 40,093	\$ 40,093	\$ 40,093	\$ 36,323	\$ 40,093
	<b>Expense</b>						
ADMINISTRATION CHARGE		1,242	1,460	1,460	1,460	1,323	1,460
GRANT OK FILM COMM		35,000	38,633	38,633	38,633	35,000	38,633
<b>Total Expenses</b>		\$ 36,242	\$ 40,093	\$ 40,093	\$ 40,093	\$ 36,323	\$ 40,093



**Regional District of Okanagan-Similkameen  
2024-2028 Operational Financial Plan  
ARENA - OLIVER / AREA "C" - 7100**

RG 735,C714, RG737, BL 318 - No Tax Limit

		2023 Budget	2024 Budget	2025 Budget	2026 Budget	2027 Budget	2028 Budget
<b>No Tax Limit</b>		<b>No Tax Limit</b>	<b>No Tax Limit</b>	<b>No Tax Limit</b>	<b>No Tax Limit</b>	<b>No Tax Limit</b>	<b>No Tax Limit</b>
	<b>Revenue</b>	<b>14.02%</b>	<b>12.46%</b>	<b>-17.35%</b>	<b>3.14%</b>	<b>1.94%</b>	
TAX REQUISITION		478,916	538,580	445,156	459,115	468,025	480,167
GRANT IN LIEU OF TAXES		2,790	2,790	2,790	2,790	2,790	2,846
AGREEMENT - OSOYOOS INDIAN BAND		29,948	33,786	30,853	31,316	31,942	32,581
REVENUE - REC. PROGRAMS		95,000	95,600	97,871	99,339	101,326	103,352
<b>Total Revenue</b>		<b>\$ 606,654</b>	<b>\$ 670,756</b>	<b>\$ 576,670</b>	<b>\$ 592,560</b>	<b>\$ 604,083</b>	<b>\$ 618,946</b>
	<b>Expense</b>						
SALARIES & WAGES		286	293	299	307	205	209
ADMINISTRATION CHARGES RDOS		12,605	1,000	1,000	1,000	1,000	1,000
ADMINISTRATION CHARGES OLIVER			10,000	10,000	10,000	10,000	10,000
OPERATIONS		457,488	523,053	480,648	492,665	502,518	515,569
INSURANCE - PROPERTY		10,070	10,271	10,477	10,686	10,900	11,118
INSURANCE - LIABILITY		5,945	6,094	6,246	6,402	6,530	6,661
TRANSFER TO RESERVE		120,260	120,045	68,000	71,500	72,930	74,389
<b>Total Expenses</b>		<b>\$ 606,654</b>	<b>\$ 670,756</b>	<b>\$ 576,670</b>	<b>\$ 592,560</b>	<b>\$ 604,083</b>	<b>\$ 618,946</b>



**Regional District of Okanagan-Similkameen  
2024-2028 Operational Financial Plan  
POOL - OLIVER / AREA "C" - 7300**

RG735, C714, BL 1901 - Assessment

		2023 Budget	2024 Budget	2025 Budget	2026 Budget	2027 Budget	2028 Budget
\$		605,617					
	<b>Revenue</b>	<b>Compliant</b>	<b>Compliant</b>	<b>Compliant</b>	<b>Compliant</b>	<b>Compliant</b>	<b>Compliant</b>
		9.73%	-7.40%	14.71%	2.71%	1.93%	1.92%
TAX REQUISITION		285,721	264,584	303,499	311,733	317,747	323,852
GRANT IN LIEU OF TAXES		1,890	1,918	1,947	1,976	2,016	2,087
AGREEMENT - OSOYOOS INDIAN BAND		17,889	16,185	18,430	18,706	19,080	19,462
REVENUE - REC. PROGRAMS		74,000	74,000	76,237	77,380	78,928	80,506
<b>Total Revenue</b>		<b>\$ 379,500</b>	<b>\$ 356,687</b>	<b>\$ 400,113</b>	<b>\$ 409,795</b>	<b>\$ 417,771</b>	<b>\$ 425,907</b>
	<b>Expense</b>						
ADMINISTRATION CHARGES RDOS		9,835	1,000	1,000	1,000	1,000	1,000
ADMINISTRATION CHARGES OLIVER			10,000	10,000	10,000	10,000	10,000
OPERATIONS		361,614	336,675	379,921	389,419	397,207	405,152
INSURANCE - PROPERTY		3,541	3,612	3,684	3,758	3,833	3,910
INSURANCE - LIABILITY		4,510	5,400	5,508	5,618	5,731	5,845
<b>Total Expenses</b>		<b>\$ 379,500</b>	<b>\$ 356,687</b>	<b>\$ 400,113</b>	<b>\$ 409,795</b>	<b>\$ 417,771</b>	<b>\$ 425,907</b>



**Regional District of Okanagan-Similkameen  
2024-2028 Operational Financial Plan  
RECREATION HALL - OLIVER / "C" - 7400**

RG735, C714, BL 1347 - Assessment

		2023 Budget	2024 Budget	2025 Budget	2026 Budget	2027 Budget	2028 Budget
\$		890,614					
	<b>Revenue</b>	<b>Compliant</b>	<b>Compliant</b>	<b>Compliant</b>	<b>Compliant</b>	<b>Compliant</b>	<b>Compliant</b>
		-10.30%	-0.22%	6.12%	2.84%	1.93%	1.93%
TAX REQUISITION		283,144	282,526	299,807	308,321	314,268	320,333
GRANT IN LIEU OF TAXES		1,440	1,462	1,484	1,506	1,536	1,567
AGREEMENT - OSOYOOS INDIAN BAND		17,641	17,704	18,174	18,447	18,816	19,192
RENTAL REVENUE - HALL		110,400	110,200	113,737	115,443	117,752	120,107
<b>Total Revenue</b>		<b>412,625</b>	<b>411,892</b>	<b>433,202</b>	<b>443,717</b>	<b>452,372</b>	<b>461,199</b>
	<b>Expense</b>						
ADMINISTRATION CHARGES RDOS		10,693	1,000	1,000	1,000	1,000	1,000
ADMINISTRATION CHARGES OLIVER			10,000	10,000	10,000	10,000	10,000
OPERATIONS		390,432	389,143	410,198	420,453	428,862	437,439
INSURANCE - PROPERTY		7,605	7,757	7,912	8,070	8,232	8,397
INSURANCE - LIABILITY		3,895	3,992	4,092	4,194	4,278	4,363
<b>Total Expenses</b>		<b>\$ 412,625</b>	<b>\$ 411,892</b>	<b>\$ 433,202</b>	<b>\$ 443,717</b>	<b>\$ 452,372</b>	<b>\$ 461,199</b>



**Regional District of Okanagan-Similkameen  
2024-2028 Operational Financial Plan  
PARKS - OLIVER / AREA "C" - 7700**

RG735, C714, BL 2660,2014 - Assessment

		2023 Budget	2024 Budget	2025 Budget	2026 Budget	2027 Budget	2028 Budget
\$		890,614					
	<b>Revenue</b>	<b>Compliant</b>	<b>Compliant</b>	<b>Compliant</b>	<b>Compliant</b>	<b>Compliant</b>	<b>Compliant</b>
		15.20%	23.65%	-15.49%	2.57%	1.96%	1.96%
TAX REQUISITION		487,095	602,316	509,025	522,083	532,304	542,732
GRANT IN LIEU OF TAXES		1,710	1,736	1,762	1,788	1,824	1,860
AGREEMENT - OSOYOOS INDIAN BAND		30,571	37,674	31,495	31,967	32,606	33,258
RENTAL REVENUE		29,000	40,450	29,877	30,325	30,932	31,550
<b>Total Revenue</b>		\$ 548,376	\$ 682,176	\$ 572,159	\$ 586,163	\$ 597,666	\$ 609,400
	<b>Expense</b>						
ADMINISTRATION CHARGES RDOS		14,211	1,000	1,000	1,000	1,000	1,000
ADMINISTRATION CHARGES OLIVER			10,000	10,000	10,000	10,000	10,000
OPERATIONS		525,958	662,788	552,585	566,399	577,727	589,282
INSURANCE - PROPERTY		4,722	4,816	4,913	5,011	5,111	5,213
INSURANCE - LIABILITY		3,485	3,572	3,661	3,753	3,828	3,905
<b>Total Expenses</b>		\$ 548,376	\$ 682,176	\$ 572,159	\$ 586,163	\$ 597,666	\$ 609,400



**Regional District of Okanagan-Similkameen  
2024-2028 Operational Financial Plan  
PROGRAMS - OLIVER / AREA "C" - 7810**

RG735, C714, BL 1902 - Assessment

		2023 Budget	2024 Budget	2025 Budget	2026 Budget	2027 Budget	2028 Budget
\$		249,372					
	<b>Revenue</b>	<b>Compliant</b>	<b>Compliant</b>	<b>Compliant</b>	<b>Compliant</b>	<b>Compliant</b>	<b>Compliant</b>
		-5.68%	-35.30%	65.89%	3.17%	1.90%	1.90%
TAX REQUISITION		198,122	128,176	212,635	219,371	223,539	227,790
GRANT IN LIEU OF TAXES		1,170	1,188	1,205	1,223	1,247	1,272
AGREEMENT - OSOYOOS INDIAN BAND		12,400	8,206	12,775	12,966	13,225	13,490
USER FEES - RECREATION PROGRAMS		151,000	192,795	155,564	157,897	161,055	164,276
<b>Total Revenue</b>		<b>\$ 362,692</b>	<b>\$ 330,365</b>	<b>\$ 382,179</b>	<b>\$ 391,457</b>	<b>\$ 399,066</b>	<b>\$ 406,828</b>
	<b>Expense</b>						
ADMINISTRATION CHARGES RDOS		9,399	1,000	1,000	1,000	1,000	1,000
ADMINISTRATION CHARGES OLIVER			10,000	10,000	10,000	10,000	10,000
OPERATIONS		350,218	316,213	367,948	377,146	384,689	392,383
INSURANCE - LIABILITY		3,075	3,152	3,231	3,311	3,377	3,445
<b>Total Expenses</b>		<b>\$ 362,692</b>	<b>\$ 330,365</b>	<b>\$ 382,179</b>	<b>\$ 391,457</b>	<b>\$ 399,066</b>	<b>\$ 406,828</b>



**Regional District of Okanagan-Similkameen  
2024-2028 Operational Financial Plan  
REFUSE DISPOSAL- OLIVER & AREA "C" - 3000**

BI 1695, 1996 - Max Levy

	2023 Budget	2024 Budget	2025 Budget	2026 Budget	2027 Budget	2028 Budget
<b>\$</b>	<b>160,000</b>					
<b>Revenue</b>	<b>Compliant</b>	<b>Compliant</b>	<b>REVIEW REQUIRED</b>	<b>REVIEW REQUIRED</b>	<b>REVIEW REQUIRED</b>	<b>REVIEW REQUIRED</b>
	13.64%	6.43%	85.88%	18.84%	16.38%	13.77%
	38.91%	0.18%	0.00%	0.00%	0.00%	0.00%
<b>FEES - REFUSE DISPOSAL</b>						
TAX REQUISITION	118,534	126,161	234,509	278,682	324,320	368,981
INTEREST INCOME	1,555	-	-	-	-	-
AGREEMENT - OSOYOOS INDIAN BAND	2,738	2,920	2,920	2,920	2,920	2,920
FEES - REFUSE DISPOSAL	1,128,587	1,130,600	1,130,600	1,130,600	1,130,600	1,130,600
FEES - COMPOST	-	1,000	-	-	-	-
SCRAP METAL RECYCLING	108,955	75,000	75,000	75,000	75,000	75,000
MMBC REVENUE	4,300	3,000	3,000	3,000	3,000	3,000
TRANSFER FROM OPERATING RESERVE	20,000	113,000	11,781	-	-	-
MISCELLANEOUS REVENUE	3,000	-	-	-	-	-
PRIOR YEARS SURPLUS	33,419	-	-	-	-	-
<b>Total Revenue</b>	<b>\$ 1,421,088</b>	<b>\$ 1,451,681</b>	<b>\$ 1,457,810</b>	<b>\$ 1,490,202</b>	<b>\$ 1,535,840</b>	<b>\$ 1,580,501</b>
<b>Expense</b>						
SALARIES & WAGES	185,277	417,980	430,555	443,518	456,867	470,476
NEW FTE AS AUTHORIZED BY THE BOARD SALARIES & WAGES	12,008	3,105	4,968	5,123	5,277	5,436
<b>ADMINISTRATION CHARGES</b>	<b>60,502</b>	<b>61,292</b>	<b>60,349</b>	<b>62,246</b>	<b>64,204</b>	<b>63,797</b>
IT SUPPORT COSTS	3,250	3,348	3,448	3,551	3,658	3,768
EQUIPMENT MAINTENANCE	-	30,000	34,725	34,725	34,725	34,725
OPERATIONS	100,000	120,000	124,200	128,547	133,046	137,703
OPERATIONS - COMPOSTING	-	30,000	31,050	32,137	33,262	34,426
CONSULTANTS	5,000	50,000	-	-	-	-
CONTRACT SERVICES	478,000	-	-	-	-	-
CONTRACT SERVICES - OPERATIONS	42,000	5,000	5,175	5,356	5,544	5,738
CONTRACT SERVICES - RECYCLING	40,000	40,000	41,400	42,849	44,349	45,901
CONTRACT SERVICES WOOD WASTE	115,000	120,000	124,200	128,547	133,046	137,703
CONTRACT SERVICES - E WASTE	15,000	15,000	15,525	16,068	16,631	17,213
EDUCATION & TRAINING	1,918	5,000	5,175	5,356	5,544	5,738
MEMBERSHIP & DUES	1,015	2,000	2,070	2,142	2,217	2,295
ENVIRONMENTAL CONTROL	7,700	7,700	7,970	8,248	8,537	8,836
ENVIRONMENTAL MONITORING	3,800	3,800	3,933	4,071	4,213	4,361
DEPRECIATION - REPLACEMENT EQUIPMENT	-	80,000	80,000	80,000	80,000	80,000
INSURANCE - PROPERTY	154	160	160	163	167	173
INSURANCE - LIABILITY	4,400	4,601	4,601	4,700	4,800	4,968
INSURANCE - VEHICLE	-	191	191	198	205	212
INSURANCE - ENVIRONMENTAL	-	10,577	10,577	10,947	11,330	11,727
LEGAL FEES	2,000	-	-	-	-	-
SUPPLIES	1,000	1,077	1,077	1,115	1,154	1,194
ADVERTISING - PUBLIC EDUCATION	1,250	1,350	1,350	1,397	1,446	1,497
TRAVEL/LEASING	3,700	69,000	71,415	73,915	76,502	79,179
UTILITIES	12,912	13,000	13,455	13,926	14,413	14,918
UTILITIES - COMPOST ELECTRIC & WATER	-	20,000	20,700	21,425	22,174	22,950
TRANSFER TO RESERVE CAPITAL	305,202	316,000	327,060	338,507	350,355	362,617
TRANSFER TO OPERATING RESERVE	20,000	21,500	32,481	21,425	22,174	22,950
<b>Total Expenses</b>	<b>\$ 1,421,088</b>	<b>\$ 1,451,681</b>	<b>\$ 1,457,810</b>	<b>\$ 1,490,202</b>	<b>\$ 1,535,840</b>	<b>\$ 1,580,501</b>





**Regional District of Okanagan-Similkameen  
2024-2028 Operational Financial Plan  
FRANK VENABLES AUDITORIUM - OLIVER / AREA "C" - 7410**

BL 2466,2009 - Max Levy

		2023 Budget	2024 Budget	2025 Budget	2026 Budget	2027 Budget	2028 Budget
\$		<b>370,000</b>					
	<b>Revenue</b>	<b>Compliant</b>	<b>Compliant</b>	<b>Compliant</b>	<b>Compliant</b>	<b>Compliant</b>	<b>Compliant</b>
		0.00%	9.16%	12.77%	0.00%	0.00%	0.00%
	TAX REQUISITION	246,353	268,923	303,258	303,258	303,258	303,258
	PRIOR YEARS SURPLUS	1,070	-	-	-	-	-
	<b>Total Revenue</b>	\$ 247,423	\$ 268,923	\$ 303,258	\$ 303,258	\$ 303,258	\$ 303,258
	<b>Expense</b>						
	DEBT INTEREST (Bylaw 2646/2467)	122,100	144,670	167,240	167,240	167,240	167,240
	DEBT PRINCIPAL (Bylaw 2646/2467)	124,253	124,253	136,018	136,018	136,018	136,018
	TRANSFER TO OPERATING RESERVE	1,070	-	-	-	-	-
	<b>Total Expenses</b>	\$ 247,423	\$ 268,923	\$ 303,258	\$ 303,258	\$ 303,258	\$ 303,258



**Regional District of Okanagan-Similkameen  
2024-2028 Operational Financial Plan  
VENABLES THEATRE SERVICE - 7420**

RG737, C714, BL 2660,2014 - Assessment

		2023 Budget	2024 Budget	2025 Budget	2026 Budget	2027 Budget	2028 Budget
\$		249,372					
	<b>Revenue</b>	<b>Compliant</b>	<b>Compliant</b>	<b>Compliant</b>	<b>Compliant</b>	<b>Compliant</b>	<b>Compliant</b>
		0.92%	3.84%	3.50%	3.50%	3.50%	3.50%
	TAX REQUISITION	121,382	126,048	130,460	135,026	139,752	144,643
	PRIOR YEAR SURPLUS	508	-	-	-	-	-
	<b>Total Revenue</b>	<b>\$ 121,890</b>	<b>\$ 126,048</b>	<b>\$ 130,460</b>	<b>\$ 135,026</b>	<b>\$ 139,752</b>	<b>\$ 144,643</b>
	<b>Expense</b>						
	ADMINISTRATION CHARGES	5,482	6,048	6,260	6,479	6,706	6,940
	CONTRACT SERVICES	115,900	120,000	124,200	128,547	133,046	137,703
	TRANSFER TO OPERATIONAL RESERVE	508	-	-	-	-	-
	<b>Total Expenses</b>	<b>\$ 121,890</b>	<b>\$ 126,048</b>	<b>\$ 130,460</b>	<b>\$ 135,026</b>	<b>\$ 139,752</b>	<b>\$ 144,643</b>



**Regional District of Okanagan-Similkameen  
2024-2028 Operational Financial Plan  
HERITAGE GRANT - AREA "C" - 7820**

RG735, C714, BL 1702 - Assessment

		2023 Budget	2024 Budget	2025 Budget	2026 Budget	2027 Budget	2028 Budget
\$		320,621					
	<b>Revenue</b>	<b>Compliant</b>	<b>Compliant</b>	<b>Compliant</b>	<b>Compliant</b>	<b>Compliant</b>	<b>Compliant</b>
		7.94%	1.04%	3.00%	3.00%	3.00%	3.00%
TAX REQUISITION		191,562	193,550	199,356	205,336	211,497	217,841
<b>Total Revenue</b>		<b>\$ 191,562</b>	<b>\$ 193,550</b>	<b>\$ 199,356</b>	<b>\$ 205,336</b>	<b>\$ 211,497</b>	<b>\$ 217,841</b>
	<b>Expense</b>						
ADMINISTRATION CHARGES		6,562	7,050	7,261	7,479	7,703	7,934
CONTRACT - HERITAGE SOCIETY		185,000	186,500	192,095	197,857	203,794	209,907
<b>Total Expenses</b>		<b>\$ 191,562</b>	<b>\$ 193,550</b>	<b>\$ 199,356</b>	<b>\$ 205,336</b>	<b>\$ 211,497</b>	<b>\$ 217,841</b>



**Regional District of Okanagan-Similkameen  
2024-2028 Operational Financial Plan  
ECONOMIC DEVELOPMENT - OLIVER and AREA "C" - 9350**

BI 2361 No Tax Limit

		2023 Budget	2024 Budget	2025 Budget	2026 Budget	2027 Budget	2028 Budget
<b>No Tax Limit</b>		<b>No Tax Limit</b>	<b>No Tax Limit</b>	<b>No Tax Limit</b>	<b>No Tax Limit</b>	<b>No Tax Limit</b>	<b>No Tax Limit</b>
<b>Revenue</b>		<b>0.22%</b>	<b>-1.38%</b>	<b>-0.02%</b>	<b>0.00%</b>	<b>-0.04%</b>	<b>-0.01%</b>
TAX REQUISITION		57,708	56,910	56,898	56,898	56,874	56,867
GRANT IN LIEU OF TAXES		1,195	1,207	1,219	1,219	1,243	1,250
PRIOR YEARS SURPLUS		(917)	-	-	-	-	-
<b>Total Revenue</b>		<b>\$ 57,986</b>	<b>\$ 58,117</b>	<b>\$ 58,117</b>	<b>\$ 58,117</b>	<b>\$ 58,117</b>	<b>\$ 58,117</b>
<b>Expense</b>							
ADMINISTRATION CHARGES		1,986	2,117	2,117	2,117	2,117	2,117
AGREEMENT - OLIVER TOURISM		56,000	56,000	56,000	56,000	56,000	56,000
<b>Total Expenses</b>		<b>\$ 57,986</b>	<b>\$ 58,117</b>	<b>\$ 58,117</b>	<b>\$ 58,117</b>	<b>\$ 58,117</b>	<b>\$ 58,117</b>



**Regional District of Okanagan-Similkameen  
2024-2028 Operational Financial Plan  
ELECTORAL AREA "C" - RURAL PROJECTS - 0330**

SLP, 1966 - No Tax Limit

		2023 Budget	2024 Budget	2025 Budget	2026 Budget	2027 Budget	2028 Budget
<b>No Tax Limit</b>							
	<b>Revenue</b>	<b>No Tax Limit</b>	<b>No Tax Limit</b>	<b>No Tax Limit</b>	<b>No Tax Limit</b>	<b>No Tax Limit</b>	<b>No Tax Limit</b>
		3.11%	69.19%	0.00%	4.68%	2.66%	2.90%
TAX REQUISITION		24,064	40,714	40,716	42,620	43,754	45,024
TRANSFER FROM OPERATING RESERVE		909	-	927	-	-	-
PRIOR YEARS SURPLUS		5,048	-	-	-	-	-
<b>Total Revenue</b>		<b>\$ 30,021</b>	<b>\$ 40,714</b>	<b>\$ 41,643</b>	<b>\$ 42,620</b>	<b>\$ 43,754</b>	<b>\$ 45,024</b>
	<b>Expense</b>						
SALARIES & WAGES		6,095	6,099	6,298	6,504	6,716	6,936
SALARIES & WAGES			19,574	20,161	20,766	21,390	22,031
<b>ADMINISTRATION CHARGES</b>		<b>924</b>	<b>1,483</b>	<b>1,517</b>	<b>1,552</b>	<b>1,594</b>	<b>1,640</b>
RURAL PROJECT - GOOSE CONTROL		525	533	544	555	566	577
INSURANCE - LIABILITY		124	125	127	130	133	150
ADVERTISING - PUBLIC EDUCATION		1,051	1,067	1,083	1,100	1,122	1,200
TRAVEL - UBCM & OMMA CONVENTION		10,500	5,500	5,500	5,500	5,610	5,700
TRANSFER TO OPERATING RESERVE		3,048	-	-	-	-	-
CONTINGENCY		5,254	5,333	5,413	5,513	5,623	5,750
FAIRVIEW HERITAGE TOWN SITE SOCIETY		1,500	-	-	-	-	-
VASSEUX LAKE CLEAN UP SOCIETY		1,000	1,000	1,000	1,000	1,000	1,040
<b>Total Expenses</b>		<b>\$ 30,021</b>	<b>\$ 40,714</b>	<b>\$ 41,643</b>	<b>\$ 42,620</b>	<b>\$ 43,754</b>	<b>\$ 45,024</b>



**Regional District of Okanagan-Similkameen  
2024-2028 Operational Financial Plan  
VICTIM SERVICES AREA "C" - 0420**

RG735 C714 BL 2749,2016 - Assessment

		2023 Budget	2024 Budget	2025 Budget	2026 Budget	2027Budget	2028 Budget
\$		11,409					
	<b>Revenue</b>	<b>Compliant</b>	<b>Compliant</b>	<b>Compliant</b>	<b>Compliant</b>	<b>Compliant</b>	<b>Compliant</b>
		-0.68%	0.17%	3.20%	3.20%	3.20%	3.20%
TAX REQUISITION		8,213	8,227	8,490	8,762	9,042	9,331
<b>Total Revenue</b>		<u>\$ 8,213</u>	<u>\$ 8,227</u>	<u>\$ 8,490</u>	<u>\$ 8,762</u>	<u>\$ 9,042</u>	<u>\$ 9,331</u>
	<b>Expense</b>						
ADMINISTRATION CHARGE		213	227	234	242	249	257
CONTRACTS & AGREEMENTS		8,000	8,000	8,256	8,520	8,793	9,074
<b>Total Expenses</b>		<u>\$ 8,213</u>	<u>\$ 8,227</u>	<u>\$ 8,490</u>	<u>\$ 8,762</u>	<u>\$ 9,042</u>	<u>\$ 9,331</u>



**Regional District of Okanagan-Similkameen  
2024-2028 Operational Financial Plan  
FIRE PROTECTION - WILLOWBROOK - 1500**

K714 BL 1549,1994 - Assessment

	2023 Budget	2024 Budget	2025 Budget	2026 Budget	2027 Budget	2028 Budget
<b>\$</b>	<b>265,455</b>					
<b>Revenue</b>	<b>Compliant</b>	<b>Compliant</b>	<b>Compliant</b>	<b>Compliant</b>	<b>Compliant</b>	<b>Compliant</b>
	2.84%	1.91%	3.86%	2.81%	2.81%	2.79%
TAX REQUISITION	164,894	168,047	174,537	179,441	184,491	189,632
GRANT IN LIEU OF TAXES	-	5,800	5,800	5,800	5,800	5,800
TRANSFER FROM RESERVE	-	14,853	15,298	15,757	16,230	16,555
TRANSFER FROM OPERATING RESERVE	14,000	-	-	-	-	-
SOSFCA EXECUTIVE OFFICER DUTIES	-	30,000	30,000	30,000	30,000	30,000
WILDFIRE REVENUE	-	-	-	-	-	-
PRIOR YEARS SURPLUS	10,000	-	-	-	-	-
<b>Total Revenue</b>	<b>\$ 188,894</b>	<b>\$ 218,700</b>	<b>\$ 225,635</b>	<b>\$ 230,998</b>	<b>\$ 236,521</b>	<b>\$ 241,987</b>
<b>Expense</b>						
SALARIES & WAGES	6,172	6,435	6,632	6,836	7,044	7,262
NEW FTE AS AUTHORIZED BY THE BOARD SALARIES & WAGES	-	(5,563)	(5,730)	(5,902)	(6,079)	(6,261)
HONORARIUMS - FIREFIGHTERS	101,136	106,193	107,295	110,514	113,829	116,106
<b>ADMINISTRATION CHARGES</b>	<b>7,498</b>	<b>10,713</b>	<b>10,933</b>	<b>11,199</b>	<b>11,472</b>	<b>11,695</b>
BUILDING MAINTENANCE	750	796	820	844	869	886
EQUIPMENT MAINTENANCE	3,399	3,000	3,000	3,000	3,000	3,000
VEHICLE EXPENSE - TRUCK #1	3,090	3,183	3,278	3,377	3,478	3,548
VEHICLE EXPENSES - TRUCK #2	2,060	2,122	2,185	2,251	2,318	2,364
VEHICLE EXPENSES - TRUCK #4	1,030	1,061	1,093	1,126	1,160	1,183
VEHICLE EXPENSES - TRUCK #5	515	530	546	563	580	592
VEHICLE EXPENSES - TRUCK #6	3,000	3,090	3,183	3,278	3,377	3,445
VEHICLE EXPENSES - SPU 251	500	515	530	546	563	574
VEHICLE EXPENSES - FUEL & OIL	2,060	3,300	3,416	3,535	3,659	3,787
EQPT MTNCE - FF - RADIO & PAGERS	500	530	546	563	580	592
EQPT MTNCE - FF - SCBA	1,261	-	1,337	1,378	1,419	1,447
OP - FD - LICENSES & PERMITS	700	530	546	563	580	592
CONTRACT SERVICES	2,300	2,369	2,440	2,513	2,589	2,641
EDUCATION & TRAINING	12,000	12,000	12,000	12,000	12,000	12,240
EQUIPMENT	2,000	2,122	2,185	2,251	2,319	2,365
FR EQUIPMENT	1,000	1,030	1,061	1,093	1,126	1,149
EQUIPMENT - FIREFIGHTING	12,000	10,000	10,350	10,712	11,087	11,475
INSURANCE - PROPERTY	1,673	1,875	1,913	1,951	1,990	2,030
INSURANCE - LIABILITY	320	350	357	364	371	379
INSURANCE - FIREFIGHTERS ACCIDENT	1,246	1,284	1,322	1,362	1,403	1,431
INSURANCE - VEHICLE	6,901	12,400	12,834	13,283	13,748	14,229
SUPPLIES - OFFICE	750	1,000	1,035	1,071	1,109	1,148
SUPPLIES - HALL	1,000	500	518	536	554	574
UTILITIES - POWER	2,575	2,652	2,732	2,814	2,898	2,956
UTILITIES - TELEPHONE	3,090	3,183	3,278	3,377	3,478	3,548
SOSFCA EXECUTIVE OFFICER DUTIES	-	30,000	30,000	30,000	30,000	30,000
TRANSFER TO RESERVE CAPITAL	2,000	1,000	2,000	2,000	2,000	3,000
TRANSFER TO OPERATING RESERVE	5,868	-	1,500	1,500	1,500	1,500
OTHER EXPENSES - MISCELLANEOUS	500	500	500	500	500	510
<b>Total Expenses</b>	<b>\$ 188,894</b>	<b>\$ 218,700</b>	<b>\$ 225,635</b>	<b>\$ 230,998</b>	<b>\$ 236,521</b>	<b>\$ 241,987</b>



**Regional District of Okanagan-Similkameen**  
**2024-2028 Operational Financial Plan**  
**UNSIGHTLY/UNTIDY PREMISES - AREA "C" - 2620**

2392, 2007 - No Tax Limit

		2023 Budget	2024 Budget	2025 Budget	2026 Budget	2027 Budget	2028 Budget
<b>No Tax Limit</b>		<b>No Tax Limit</b>	<b>No Tax Limit</b>	<b>No Tax Limit</b>	<b>No Tax Limit</b>	<b>No Tax Limit</b>	<b>No Tax Limit</b>
	<b>Revenue</b>						
		-6.58%	-17.59%	3.34%	3.35%	3.35%	3.36%
TAX REQUISITION		27,758	22,874	23,639	24,430	25,248	26,096
PRIOR YEARS SURPLUS		14,200	-	-	-	-	-
<b>Total Revenue</b>		\$ 41,958	\$ 22,874	\$ 23,639	\$ 24,430	\$ 25,248	\$ 26,096
	<b>Expense</b>						
ADMINISTRATION CHARGES		780	833	861	890	920	950
BYLAW ENFORCEMENT		18,893	21,041	21,778	22,540	23,329	24,145
CONTRACT SERVICES		1,025	1,000	1,000	1,000	1,000	1,000
LEGAL FEES		2,060	-	-	-	-	-
TRANSFER TO OPERATIONAL RESERVE		19,200	-	-	-	-	-
<b>Total Expenses</b>		\$ 41,958	\$ 22,874	\$ 23,639	\$ 24,430	\$ 25,248	\$ 26,096





**Regional District of Okanagan-Similkameen  
2024-2028 Operational Financial Plan  
NOISE BYLAWS AREA "C" - 2720**

1436, 1993 - Assessment

		2023 Budget	2024 Budget	2025 Budget	2026 Budget	2027 Budget	2028 Budget
\$		37,271					
	<b>Revenue</b>	<b>COMPLIANT</b>	<b>COMPLIANT</b>	<b>COMPLIANT</b>	<b>COMPLIANT</b>	<b>COMPLIANT</b>	<b>COMPLIANT</b>
		3.19%	0.37%	3.13%	3.14%	3.15%	3.16%
	TAX REQUISITION	9,736	9,772	10,078	10,395	10,722	11,061
	PRIOR YEARS SURPLUS	522	-	-	-	-	-
	<b>Total Revenue</b>	<b>\$ 10,258</b>	<b>\$ 9,772</b>	<b>\$ 10,078</b>	<b>\$ 10,395</b>	<b>\$ 10,722</b>	<b>\$ 11,061</b>
	<b>Expense</b>						
	ADMINISTRATION CHARGE	341	356	367	379	391	403
	BYLAW ENFORCEMENT	7,557	8,416	8,711	9,016	9,331	9,658
	CONTRACT SERVICES	2,060	1,000	1,000	1,000	1,000	1,000
	TRANSFER TO RESERVE	300	-	-	-	-	-
	<b>Total Expenses</b>	<b>\$ 10,258</b>	<b>\$ 9,772</b>	<b>\$ 10,078</b>	<b>\$ 10,395</b>	<b>\$ 10,722</b>	<b>\$ 11,061</b>



**Regional District of Okanagan-Similkameen  
2024-2028 Operational Financial Plan  
CAMP GROUND - LOOSE BAY - 3905**

RG735, C714 Verify, 2757, 2016 - Assessment

	2023 Budget	2024 Budget	2025 Budget	2026 Budget	2027 Budget	2028 Budget
<b>\$</b>	<b>31,680</b>					
<b>Revenue</b>	<b>REVIEW SOON</b>	<b>REVIEW REQUIRED</b>	<b>REVIEW REQUIRED</b>	<b>REVIEW REQUIRED</b>	<b>REVIEW REQUIRED</b>	<b>REVIEW REQUIRED</b>
	9.34%	63.18%	33.53%	3.05%	3.05%	3.04%
TAX REQUISITION	30,899	50,422	67,331	69,384	71,501	73,673
USER FEES	36,724	60,000	61,920	63,901	65,946	68,056
RECOVERIES - OLIVER		8,700	-	-	-	-
<b>Total Revenue</b>	<b>\$ 67,623</b>	<b>\$ 119,122</b>	<b>\$ 129,251</b>	<b>\$ 133,285</b>	<b>\$ 137,447</b>	<b>\$ 141,729</b>
<b>Expense</b>						
SALARIES & WAGES	15,930	19,138	19,747	20,373	21,021	21,677
NEW FTE AS AUTHORIZED BY THE BOARD SALARIES & WAGES	953	15,230	16,982	17,433	17,897	18,374
<b>ADMINISTRATION CHARGES</b>	<b>2,128</b>	<b>4,131</b>	<b>4,494</b>	<b>4,634</b>	<b>4,778</b>	<b>4,927</b>
OPERATIONS	3,700	3,812	3,934	4,060	4,190	4,324
CONTRACT SERVICES	12,500	44,263	48,440	49,990	51,589	53,240
FACILITY IMPROVEMENTS	5,000	3,175	5,341	5,512	5,688	5,870
INSURANCE - LIABILITY	283	293	302	312	322	332
SUPPLIES	11,500	11,903	12,284	12,677	13,083	13,502
TRAVEL/ LEASING	1,700	1,760	1,816	1,874	1,934	1,996
UTILITIES	8,429	9,724	10,035	10,356	10,687	11,029
TRANSFER TO RESERVE	5,000	5,175	5,341	5,512	5,688	5,870
TRANSFER TO OPERATING RESERVE	500	518	535	552	570	588
<b>Total Expenses</b>	<b>\$ 67,623</b>	<b>\$ 119,122</b>	<b>\$ 129,251</b>	<b>\$ 133,285</b>	<b>\$ 137,447</b>	<b>\$ 141,729</b>



**Regional District of Okanagan-Similkameen  
2024-2028 Operational Financial Plan  
GRANT-IN-AID - AREA "C" - 7940**

Sec 787 (F), LGA Part 5 Sec 176 (1) - Assessment

		2023 Budget	2024 Budget	2025 Budget	2026 Budget	2027 Budget	2028 Budget
\$	<b>74,542</b>	<b>Compliant</b>	<b>Compliant</b>	<b>Compliant</b>	<b>Compliant</b>	<b>Compliant</b>	<b>Compliant</b>
	<b>Revenue</b>	<b>1364.30%</b>	<b>0.97%</b>	<b>0.06%</b>	<b>0.00%</b>	<b>0.00%</b>	<b>0.00%</b>
	TAX REQUISITION	41,394	41,797	41,823	41,823	41,823	41,823
	TRANSFER FROM GAS TAX		35,000	-	-	-	-
	TRANSFER FROM OPERATING RESERVE	28,500	-	-	-	-	-
	<b>Total Revenue</b>	<b>\$ 69,894</b>	<b>\$ 76,797</b>	<b>\$ 41,823</b>	<b>\$ 41,823</b>	<b>\$ 41,823</b>	<b>\$ 41,823</b>
	<b>Expense</b>						
	ADMINISTRATION CHARGE	2,394	2,797	1,523	1,523	1,523	1,523
	LEVERAGE FUNDS (BRER) ECONOMIC DEVELOPMENT	5,000	-	-	-	-	-
	GRANTS IN AID	45,000	39,000	40,300	40,300	40,300	40,300
	RELOCATION SUPPORT	17,500	-	-	-	-	-
	CONTRIBUTION FOR BUS PURCHASE		35,000	-	-	-	-
	<b>Total Expenses</b>	<b>\$ 69,894</b>	<b>\$ 76,797</b>	<b>\$ 41,823</b>	<b>\$ 41,823</b>	<b>\$ 41,823</b>	<b>\$ 41,823</b>



**Regional District of Okanagan-Similkameen  
2024-2028 Operational Financial Plan  
STERILE INSECT RELEASE PROGRAM - 6000**

1101, 1989 - Assessment

		2023 Budget	2024 Budget	2025 Budget	2026 Budget	2027 Budget	2028 Budget
\$		2,992,268					
	<b>Revenue</b>	<b>Compliant</b>	<b>Compliant</b>	<b>Compliant</b>	<b>Compliant</b>	<b>Compliant</b>	<b>Compliant</b>
		16.21%	6.42%	6.04%	5.97%	5.89%	4.02%
TAX REQUISITION		485,451	516,622	547,846	580,526	614,724	639,408
PARCEL TAX		508,737	518,912	529,290	539,876	550,674	572,786
GRANT IN LIEU OF TAXES		4,500	4,500	4,500	4,500	4,500	4,500
PRIOR YEARS SURPLUS		(353)	-	-	-	-	-
<b>Total Revenue</b>		<b>\$ 998,335</b>	<b>\$ 1,040,034</b>	<b>\$ 1,081,636</b>	<b>\$ 1,124,902</b>	<b>\$ 1,169,898</b>	<b>\$ 1,216,694</b>
	<b>Expense</b>						
ADMINISTRATION CHARGES		25,871	28,672	29,819	31,012	32,252	33,542
TRANSFER TO SIR		972,464	1,011,362	1,051,817	1,093,890	1,137,646	1,183,152
<b>Total Expenses</b>		<b>\$ 998,335</b>	<b>\$ 1,040,034</b>	<b>\$ 1,081,636</b>	<b>\$ 1,124,902</b>	<b>\$ 1,169,898</b>	<b>\$ 1,216,694</b>



**Regional District of Okanagan-Similkameen  
2024-2028 Operational Financial Plan  
OKANAGAN BASIN WATER BOARD - 6500**

Limit Based on Assessment

		2023 Budget	2024 Budget	2025 Budget	2026 Budget	2027 Budget	2028 Budget
\$		887,906					
	<b>Revenue</b>	<b>Compliant</b>	<b>Compliant</b>	<b>Compliant</b>	<b>Compliant</b>	<b>REVIEW SOON</b>	<b>REVIEW SOON</b>
		3.85%	2.67%	2.50%	2.50%	2.50%	3.52%
TAX REQUISITION		772,633	793,296	813,129	833,457	854,294	884,381
<b>Total Revenue</b>		<b>\$ 772,633</b>	<b>\$ 793,296</b>	<b>\$ 813,129</b>	<b>\$ 833,457</b>	<b>\$ 854,294</b>	<b>\$ 884,381</b>
	<b>Expense</b>						
ADMINISTRATION CHARGES		20,022	21,870	22,417	22,977	23,552	24,381
TRANSFER TO OBWB		752,611	771,426	790,712	810,480	830,742	860,000
<b>Total Expenses</b>		<b>\$ 772,633</b>	<b>\$ 793,296</b>	<b>\$ 813,129</b>	<b>\$ 833,457</b>	<b>\$ 854,294</b>	<b>\$ 884,381</b>



**Regional District of Okanagan-Similkameen  
2024-2028 Operational Financial Plan  
OKANAGAN REGIONAL LIBRARY - 9900**

**BI 1906 - No Tax Limit**

		2023 Budget	2024 Budget	2025 Budget	2026 Budget	2027 Budget	2028 Budget
<b>No Tax Limit</b>		<b>No Tax Limit</b>	<b>No Tax Limit</b>	<b>No Tax Limit</b>	<b>No Tax Limit</b>	<b>No Tax Limit</b>	<b>No Tax Limit</b>
	<b>Revenue</b>	<b>5.36%</b>	<b>3.19%</b>	<b>3.01%</b>	<b>3.01%</b>	<b>3.01%</b>	<b>0.72%</b>
	TAX REQUISITION	935,777	965,623	994,715	1,024,619	1,055,421	1,062,984
	GRANT IN LIEU OF TAXES	6,121	6,182	6,244	6,369	6,496	6,500
	PRIOR YEARS SURPLUS	343	-	-	-	-	-
	<b>Total Revenue</b>	<b>\$ 942,241</b>	<b>\$ 971,805</b>	<b>\$ 1,000,959</b>	<b>\$ 1,030,988</b>	<b>\$ 1,061,917</b>	<b>\$ 1,069,484</b>
	<b>Expense</b>						
	ADMINISTRATION CHARGES	24,409	26,791	27,595	28,423	29,275	29,484
	TRANSFER TO OPERATIONAL RESERVE	343	-	-	-	-	-
	TRANSFER TO OKANAGAN LIBRARY	917,489	945,014	973,364	1,002,565	1,032,642	1,040,000
	<b>Total Expenses</b>	<b>\$ 942,241</b>	<b>\$ 971,805</b>	<b>\$ 1,000,959</b>	<b>\$ 1,030,988</b>	<b>\$ 1,061,917</b>	<b>\$ 1,069,484</b>



## Regional District of Okanagan-Similkameen

2024-2028 Schedule F.11

### **Individual Requisitions**

#### **Electoral Area 'D'**

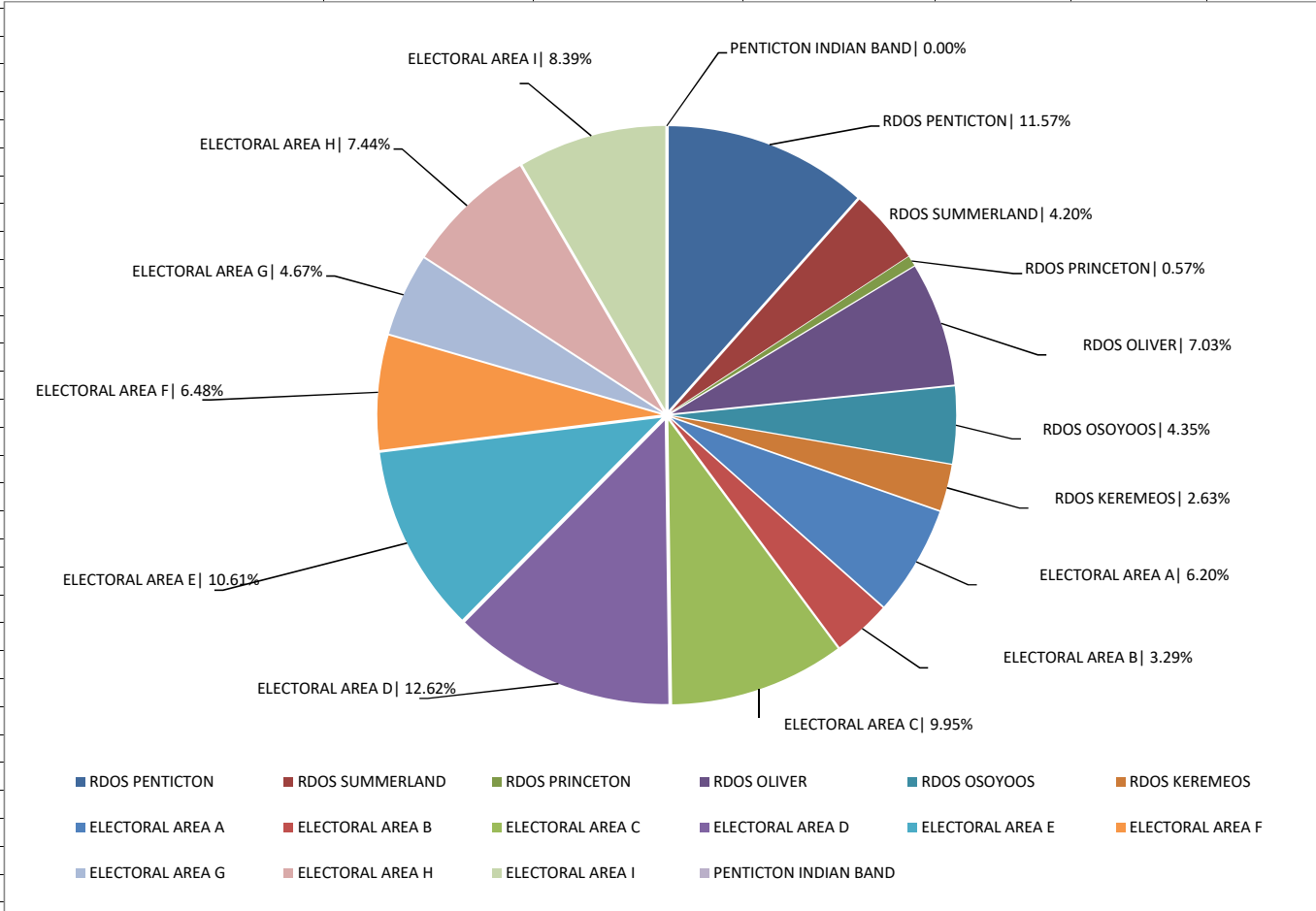
Included in this schedule:

- Summary of Tax Requisitions listing all jurisdictions
- Detail by specific jurisdictions
- Comparison of Tax Requisition by Municipality and Electoral Area
- Individual RDOS portion of tax per various property values\*
- 2024-2028 Operating budget which affect only the member Municipality / Electoral Area
- Capital projects which Electoral 'D' contributed funds (if applicable)

\*This comparison is a weighted average

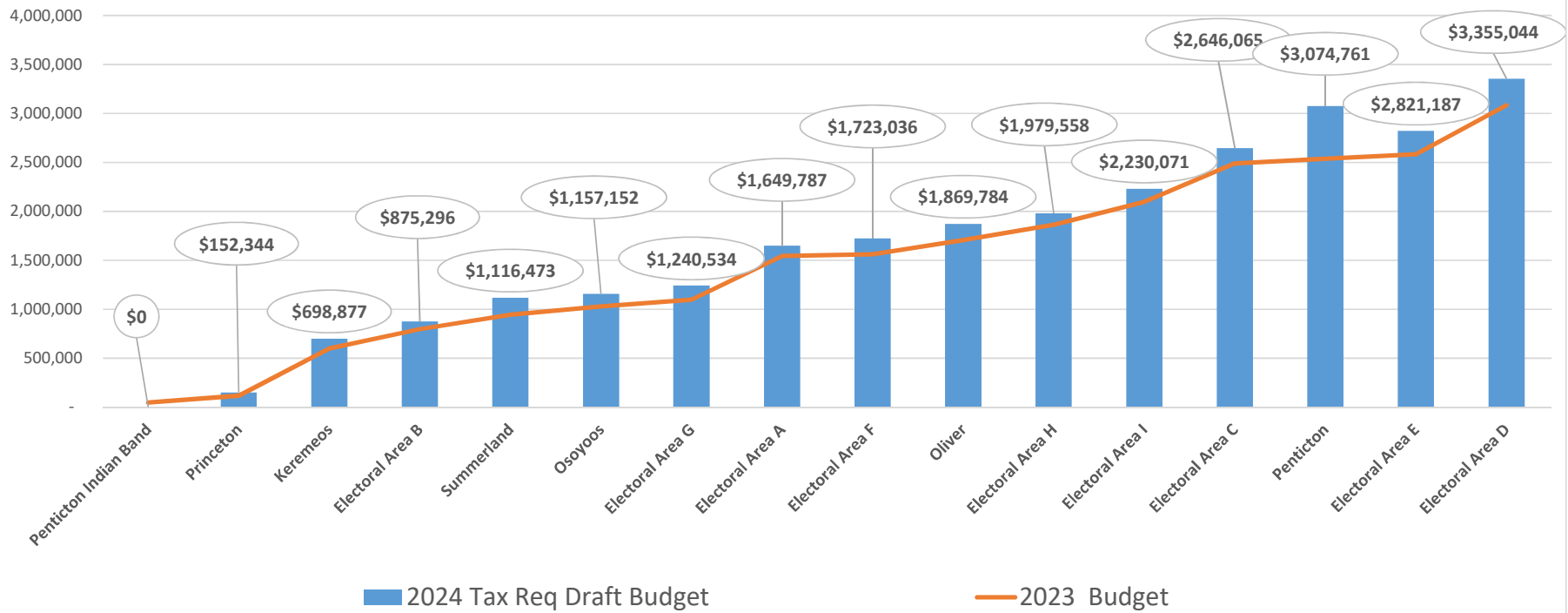
**REGIONAL DISTRICT OKANAGAN-SIMILKAMEEN  
2024 TOTAL REQUISITION SUMMARY**

	<u>2024</u>	<u>2023</u>	<u>\$ Change</u>	<u>% Change</u>	<u>Non-Market Growth %</u>	<u>Net Change %</u>
<b>RDOS PENTICTON</b>	\$ 3,074,761	\$ 2,537,608	\$ 537,153	21.17%	1.05%	20.12%
<b>RDOS SUMMERLAND</b>	1,116,473	944,706	171,767	18.18%	1.77%	16.41%
<b>RDOS PRINCETON</b>	152,344	116,462	35,882	30.81%	0.86%	29.95%
<b>RDOS OLIVER</b>	1,869,784	1,713,954	155,830	9.09%	1.44%	7.65%
<b>RDOS OSOYOOS</b>	1,157,152	1,030,070	127,082	12.34%	1.21%	11.13%
<b>RDOS KEREMEOS</b>	698,877	601,320	97,557	16.22%	1.07%	15.15%
	<b>8,069,392</b>	<b>6,944,120</b>	<b>1,125,272</b>	<b>16.20%</b>	<b>1.24%</b>	<b>14.96%</b>
<b>PENTICTON INDIAN BAND</b>	-	46,265	(46,265)	-100.00%		
<b>ELECTORAL AREA A</b>	1,649,787	1,541,512	108,275	7.02%	2.58%	4.44%
<b>ELECTORAL AREA B</b>	875,296	793,520	81,776	10.31%	5.35%	4.96%
<b>ELECTORAL AREA C</b>	2,646,065	2,478,883	167,182	6.74%	1.60%	5.14%
<b>ELECTORAL AREA D</b>	3,355,044	3,083,591	271,453	8.80%	0.99%	7.81%
<b>ELECTORAL AREA E</b>	2,821,187	2,587,328	233,859	9.04%	3.74%	5.30%
<b>ELECTORAL AREA F</b>	1,723,036	1,560,889	162,147	10.39%	1.54%	8.85%
<b>ELECTORAL AREA G</b>	1,240,534	1,097,296	143,238	13.05%	1.41%	11.64%
<b>ELECTORAL AREA H</b>	1,979,558	1,861,140	118,418	6.36%	2.10%	4.26%
<b>ELECTORAL AREA I</b>	2,230,071	2,097,712	132,359	6.31%	1.30%	5.01%
	<b>18,520,578</b>	<b>17,101,871</b>	<b>1,418,707</b>	<b>8.30%</b>	<b>2.04%</b>	<b>6.26%</b>
<b>TOTAL TAX REQUISITION FOR ALL BUDGETS</b>	<b>\$ 26,589,969</b>	<b>\$ 24,092,256</b>	<b>\$ 2,497,713</b>	<b>10.37%</b>	<b>1.49%</b>	<b>8.88%</b>

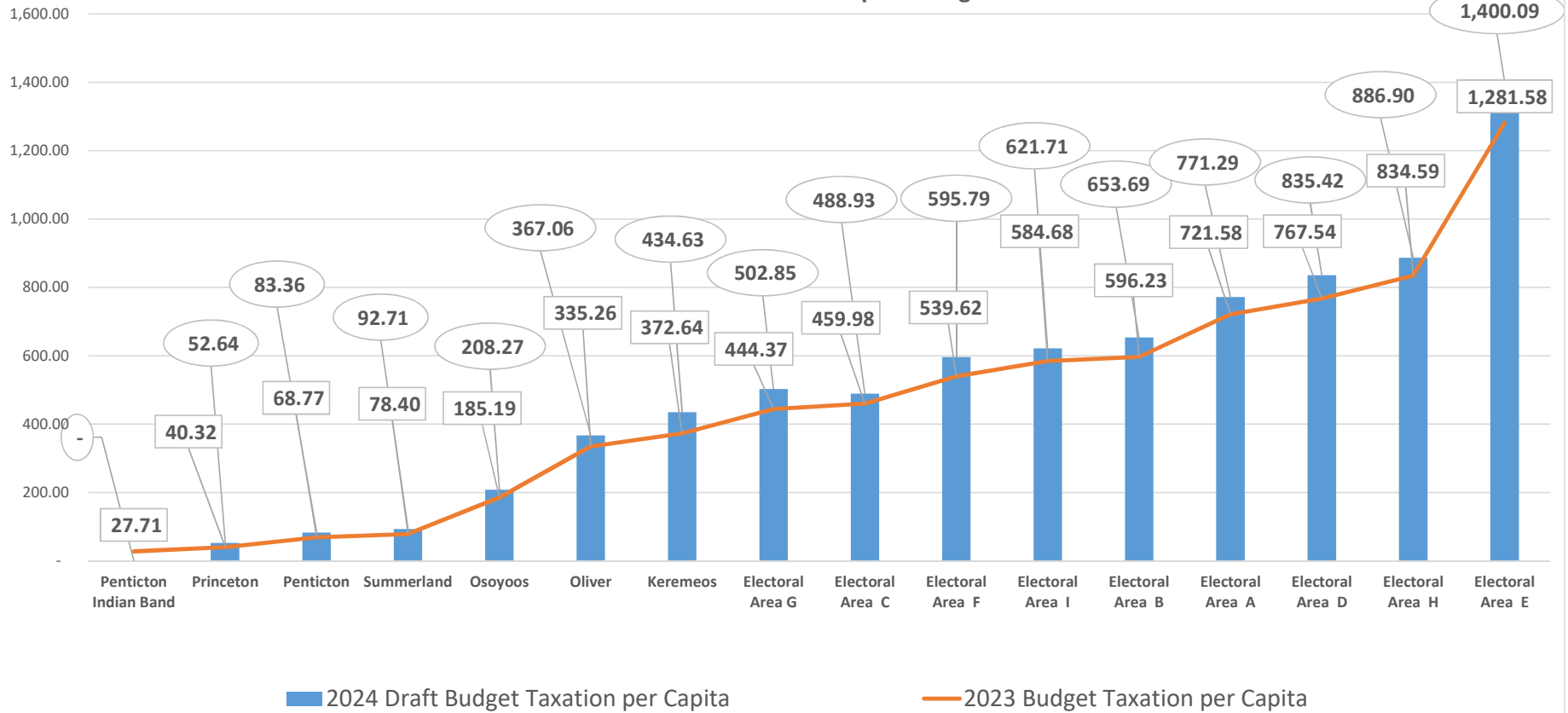




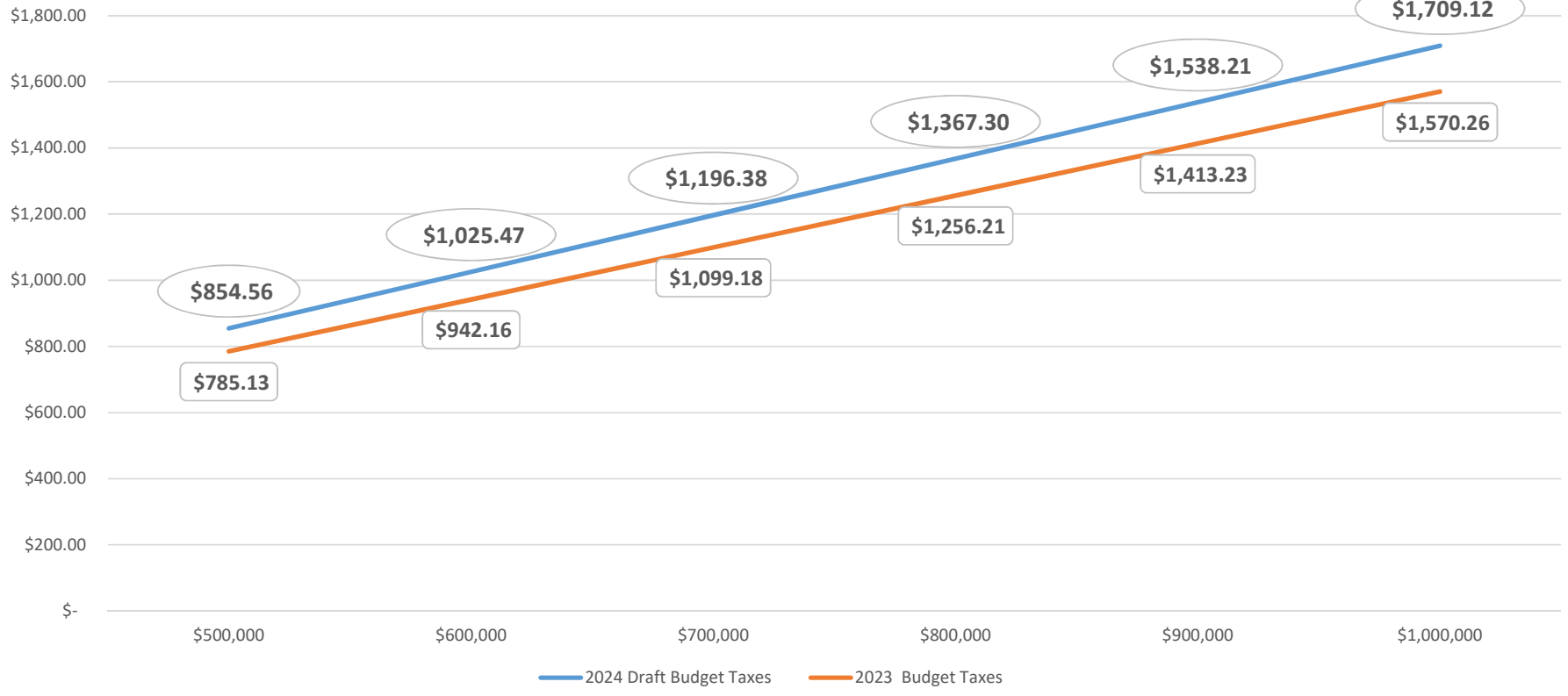
### RDOS 2024 Tax Requisition as at First Reading - Comparison to 2023 Requisition by Member Municipality and Electoral - At Adoption



**RDOS 2024 Taxation Per Capita Comparison as at First Reading - Comparison to 2023 by Member Municipality and Electoral Area - Adopted Budget**



**RDOS 2024 Tax Requisition as at First Reading - Comparison for Various Property Values  
Electoral Area "D" at Adoption**





**Regional District of Okanagan-Similkameen  
2024-2028 Operational Financial Plan  
GENERAL GOVERNMENT - 0100**

SLP, 1966 - No Tax Limit

	2023 Budget	2024 Budget	2025 Budget	2026 Budget	2027 Budget	2028 Budget
<b>No Tax Limit</b>	<b>No Tax Limit</b>	<b>No Tax Limit</b>	<b>No Tax Limit</b>	<b>No Tax Limit</b>	<b>No Tax Limit</b>	<b>No Tax Limit</b>
<b>Revenue</b>	<b>7.05%</b>	<b>36.51%</b>	<b>9.93%</b>	<b>3.21%</b>	<b>2.85%</b>	<b>2.85%</b>
TAX REQUISITION	1,612,212	2,200,765	2,419,219	2,496,980	2,568,023	2,641,328
GRANT IN LIEU OF TAXES	5,101	5,101	5,101	5,101	5,101	5,101
RECOVERIES - FOI	-	400	400	400	400	400
INTEREST INCOME	128,533	-	-	-	-	-
TRANSFER FROM OPERATIONAL RESERVE	57,000	80,000	80,000	80,000	80,000	80,000
MISCELLANEOUS REVENUE	10,201	5,000	5,000	5,000	5,000	5,000
PRIOR YEARS SURPLUS	349,206	-	-	-	-	-
<b>Total Revenue</b>	<b>\$ 2,162,253</b>	<b>\$ 2,291,266</b>	<b>\$ 2,509,720</b>	<b>\$ 2,587,481</b>	<b>\$ 2,658,524</b>	<b>\$ 2,731,829</b>
<b>Expense</b>						
SALARIES & WAGES	1,031,527	1,156,722	1,194,003	1,232,557	1,272,320	1,313,491
NEW FTE AS AUTHORIZED BY THE BOARD SALARIES & WAGES	29,722	256,687	412,739	421,252	429,942	438,820
SALARIES & WAGES - CRIME STOPPERS	92,000	92,500	92,500	92,500	92,500	92,500
HONORARIUMS - DIRECTORS	377,235	416,000	426,060	437,060	447,987	459,186
HONORARIUMS - CHAIRMAN	42,768	44,710	46,275	47,894	49,571	51,306
HONORARIUMS - VICE CHAIRMAN	7,993	8,177	8,463	8,759	9,065	9,383
<b>ADMINISTRATION CHARGE</b>	<b>99,666</b>	<b>133,732</b>	<b>146,987</b>	<b>151,015</b>	<b>155,226</b>	<b>159,570</b>
EDUCATION & TRAINING	-	1,200	1,242	1,285	1,330	1,377
INSURANCE - PROPERTY	4,467	6,500	6,728	6,963	7,207	7,459
INSURANCE - LIABILITY	31,181	42,000	43,470	44,991	46,566	48,196
SUPPLIES - BOARD DINNERS	25,000	27,000	27,945	28,923	29,935	30,983
ASSET MANAGEMENT SOFTWARE	-	33,238	34,568	34,568	35,951	37,389
TRAVEL - STAFF	10,302	12,000	12,360	12,731	13,113	13,506
TRAVEL - UBCM & OMMA CONVENTION	-	-	-	-	-	-
TRAVEL - BOARD	15,453	16,000	16,480	16,974	17,484	18,008
BOARD STAFF RECOGNITION	-	10,000	10,300	10,609	10,927	11,255
INTERNAL DEBT PRINCIPAL & INTEREST (SYR RESERVE BORROWING)	-	9,800	19,600	29,400	29,400	29,400
TRANSFER FROM OPERATIONAL RESERVE	349,206	-	-	-	-	-
TRANSFER TO DEPOSIT ACCOUNT	10,302	10,000	10,000	10,000	10,000	10,000
REGIONAL GRANT IN AID - Ha Ha Ha Kidz Fest	5,000	-	-	-	-	-
REGIONAL GRANT IN AID - Okanagan Similkameen Conservation Alliance	3,500	-	-	-	-	-
REGIONAL GRANT IN AID - South Okanagan Immigrant and Community Services	3,500	-	-	-	-	-
REGIONAL GRANT IN AID - Community Wellness Circle	-	-	-	-	-	-
REGIONAL GRANT IN AID - Peach City Community Radio Society	5,250	-	-	-	-	-
REGIONAL GRANT IN AID - DB Foundation for Health Research	-	5,000	-	-	-	-
CARBON MITIGATION EXPENSE	6,181	-	-	-	-	-
SAFETY TRACKING - VEHICLES	12,000	-	-	-	-	-
<b>Total Expenses</b>	<b>\$ 2,162,253</b>	<b>\$ 2,291,266</b>	<b>\$ 2,509,720</b>	<b>\$ 2,587,481</b>	<b>\$ 2,658,524</b>	<b>\$ 2,731,829</b>



**Regional District of Okanagan-Similkameen  
2024-2028 Operational Financial Plan  
INVASIVE SPECIES (formerly noxious weeds) - 0200**

BL 2065.02, 2021 - Maximum Levy

		2023 Budget	2024 Budget	2025 Budget	2026 Budget	2027 Budget	2028 Budget
<b>\$</b>		<b>68,750</b>					
	<b>Revenue</b>	<b>REVIEW SOON</b>	<b>REVIEW REQUIRED</b>	<b>REVIEW REQUIRED</b>	<b>REVIEW REQUIRED</b>	<b>REVIEW REQUIRED</b>	<b>REVIEW REQUIRED</b>
		4.87%	34.96%	3.42%	3.43%	3.42%	3.42%
TAX REQUISITION		66,360	89,562	92,622	95,797	99,073	102,465
GRANT IN LIEU OF TAXES		93	96	100	103	107	110
TRANSFER FROM OPERATIONAL RESERVES		22,003	-	-	-	-	-
PROVINCIAL GRANTS		12,000	12,420	12,855	13,305	13,770	14,252
<b>Total Revenue</b>		<b>\$ 100,456</b>	<b>\$ 102,078</b>	<b>\$ 105,577</b>	<b>\$ 109,205</b>	<b>\$ 112,950</b>	<b>\$ 116,827</b>
	<b>Expense</b>						
SALARIES & WAGES		12,117	13,490	13,892	14,312	14,739	15,182
SALARIES & WAGES		-	-	-	-	-	-
ADMINISTRATION CHARGE		3,339	3,718	3,845	3,978	4,114	4,255
CONSULTANTS		50,000	51,750	53,561	55,436	57,376	59,384
CONSULTANTS - ABATEMENT PROGRAM		32,000	33,120	34,279	35,479	36,721	38,006
TRANSFER TO OPERATING RESERVE		3,000	-	-	-	-	-
<b>Total Expenses</b>		<b>\$ 100,456</b>	<b>\$ 102,078</b>	<b>\$ 105,577</b>	<b>\$ 109,205</b>	<b>\$ 112,950</b>	<b>\$ 116,827</b>



**Regional District of Okanagan-Similkameen  
2024-2028 Operational Financial Plan  
ELECTORAL AREA ADMINISTRATION - 0300**

SLP, 1966 - No Tax Limit

		2023 Budget	2024 Budget	2025 Budget	2026 Budget	2027 Budget	2028 Budget
<b>No Tax Limit</b>		<b>No Tax Limit</b>	<b>No Tax Limit</b>	<b>No Tax Limit</b>	<b>No Tax Limit</b>	<b>No Tax Limit</b>	<b>No Tax Limit</b>
<b>Revenue</b>		<b>16.41%</b>	<b>-2.41%</b>	<b>3.37%</b>	<b>3.39%</b>	<b>3.38%</b>	<b>3.38%</b>
TAX REQUISITION - ALL AREAS		2,667,222	2,602,949	2,690,603	2,781,939	2,875,877	2,973,078
GRANT IN LIEU OF TAXES		5,100	5,100	5,100	5,100	5,100	5,100
GRANTS		-	-	-	-	-	-
SEARCH FEES		-	5,000	5,100	5,202	5,306	5,412
TRANSFER FROM OPERATIONAL RESERVES		-	-	-	-	-	-
TRANSFER FROM RURAL AREA FEASIBILITY FUND		150,000	50,000	-	-	-	-
PROVINCIAL GRANTS		168,300	165,000	165,000	165,000	165,000	165,000
MISCELLANEOUS REVENUE		80,000	150,000	-	-	-	-
RECOVERABLE HERITAGE HILLS SEWER		-	20,000	-	-	-	-
RECOVERABLE HERITAGE HILLS WATER		-	20,000	-	-	-	-
HR SERVICES REVENUE		-	-	-	-	-	-
PRIOR YEARS SURPLUS		14,454	-	-	-	-	-
<b>Total Revenue</b>		<b>\$ 3,085,076</b>	<b>\$ 3,018,049</b>	<b>\$ 2,865,803</b>	<b>\$ 2,957,241</b>	<b>\$ 3,051,283</b>	<b>\$ 3,148,590</b>
<b>Expense</b>							
SALARIES & WAGES		2,351,382	2,513,167	2,594,408	2,678,319	2,764,827	2,854,354
NEW FTE AS AUTHORIZED BY THE BOARD SALARIES & WAGES		171,817	(178,157)	(161,837)	(166,920)	(172,366)	(177,981)
HONORARIUMS - DIRECTORS		181,000	186,430	192,023	197,784	203,717	209,829
ADMINISTRATION CHARGES		171,123	175,609	169,549	174,968	180,542	186,309
MEMBERSHIP & DUES		19,000	22,000	22,660	23,340	24,040	24,761
SPECIAL PROJECTS - AREA D - SKAHA ESTATES		-	200,000	-	-	-	-
SPECIAL PROJECTS - ELECTIONS		-	25,000	25,000	25,750	26,523	27,318
HERITAGE HILLS SEWER STUDY CF		150,000	50,000	-	-	-	-
VEHICLE DEPRECIATION		5,000	5,000	5,000	5,000	5,000	5,000
EQUIPMENT		7,000	7,000	7,000	7,000	7,000	7,000
LEGAL FEES		2,500	2,500	2,500	2,500	2,500	2,500
SUPPLIES		300	-	-	-	-	-
UTILITIES - TELEPHONE		10,000	6,000	6,000	6,000	6,000	6,000
TRANSFER TO OPERATIONAL RESERVE		14,454	-	-	-	-	-
CONTINGENCY		1,500	1,500	1,500	1,500	1,500	1,500
OTHER EXPENSES - MISCELLANEOUS		-	2,000	2,000	2,000	2,000	2,000
<b>Total Expenses</b>		<b>\$ 3,085,076</b>	<b>\$ 3,018,049</b>	<b>\$ 2,865,803</b>	<b>\$ 2,957,241</b>	<b>\$ 3,051,283</b>	<b>\$ 3,148,590</b>



**Regional District of Okanagan-Similkameen  
2024-2028 Operational Financial Plan  
911 EMERGENCY CALL SYSTEM - 0400**

BI 1095 & 1096 - No Tax Limit

		2023 Budget	2024 Budget	2025 Budget	2026 Budget	2027 Budget	2028 Budget
<b>No Tax Limit</b>		<b>No Tax Limit</b>	<b>No Tax Limit</b>	<b>No Tax Limit</b>	<b>No Tax Limit</b>	<b>No Tax Limit</b>	<b>No Tax Limit</b>
	<b>Revenue</b>	10.27%	19.71%	2.74%	2.75%	2.77%	-9.81%
	TAX REQUISITION	1,089,450	1,304,207	1,340,007	1,376,887	1,414,981	1,276,188
	GRANT IN LIEU OF TAXES	1,880	1,899	1,918	2,000	2,050	2,100
	PRIOR YEARS SURPLUS	21,550	17,466	-	-	-	-
	<b>Total Revenue</b>	<b>\$ 1,112,880</b>	<b>\$ 1,323,572</b>	<b>\$ 1,341,925</b>	<b>\$ 1,378,887</b>	<b>\$ 1,417,031</b>	<b>\$ 1,278,288</b>
	<b>Expense</b>						
	SALARIES & WAGES	105,466	107,629	111,257	115,002	118,876	122,887
	SALARIES & WAGES		18,772	19,341	19,928	20,526	21,142
	ADMINISTRATION CHARGES	31,343	37,439	38,627	39,853	41,118	42,424
	SITE & RADIO MAINTENANCE - ANNUAL CONTRACTS	25,486	25,613	26,433	27,279	28,152	29,053
	UNSCHEDULED MTNCE - FIREHALLS	10,483	15,000	15,480	15,975	16,486	17,014
	UNSCHEDULED MAINTENANCE - TOWERS	15,453	15,000	15,480	15,975	16,486	17,014
	OP - EQPT RENTAL - TRANSMITTER LEASE & M	93,873	110,000	113,520	117,153	120,902	124,771
	CONTRACTS - CENTRAL FIRE Dispatch	377,733	411,957	425,140	438,744	452,784	467,273
	CONTRACTS - OTHER RD - CORD - CENTRAL DI	195,894	199,812	206,206	212,805	219,615	226,643
	INSURANCE - PROPERTY	9,710	9,904	9,954	10,004	10,054	10,104
	INSURANCE - LIABILITY	5,500	5,638	5,666	5,694	5,722	5,751
	LEGAL FEES	3,000	3,000	3,096	3,195	3,297	3,403
	UHF AND VHF RADIO LICENSES	15,724	18,000	18,576	19,170	19,783	20,416
	UTILITIES - TELEPHONE	24,992	25,117	25,921	26,750	27,606	28,489
	DEBT INTEREST (Bylaw 2780/2623)	47,256	47,256	47,256	47,256	47,256	-
	DEBT PRINCIPAL (Bylaw 2780/2623)	130,864	130,864	130,864	130,864	130,864	-
	TRANSFER TO RESERVE CAPITAL	5,000	75,000	77,400	79,877	82,433	85,071
	TRANSFER TO RESERVES RE INTEREST	103	105	108	111	115	119
	TRANSFER TO OPERATING RESERVE	5,000	42,466	25,800	26,626	27,478	28,357
	CONTINGENCY	10,000	25,000	25,800	26,626	27,478	28,357
	<b>Total Expenses</b>	<b>\$ 1,112,880</b>	<b>\$ 1,323,572</b>	<b>\$ 1,341,925</b>	<b>\$ 1,378,887</b>	<b>\$ 1,417,031</b>	<b>\$ 1,278,288</b>



**Regional District of Okanagan-Similkameen  
2024-2028 Operational Financial Plan  
EMERGENCY PLANNING - 0410**

BL 2322, 2004 - No Tax Limit

	2023 Budget	2024 Budget	2025 Budget	2026 Budget	2027 Budget	2028 Budget
<b>No Tax Limit</b>	<b>No Tax Limit</b>	<b>No Tax Limit</b>	<b>No Tax Limit</b>	<b>No Tax Limit</b>	<b>No Tax Limit</b>	<b>No Tax Limit</b>
<b>Revenue</b>	<b>0.40%</b>	<b>114.64%</b>	<b>3.71%</b>	<b>-1.04%</b>	<b>2.05%</b>	<b>1.59%</b>
TAX REQUISITION	366,922	787,555	816,763	808,256	824,807	837,880
GRANT IN LIEU OF TAXES	550	555	561	570	575	600
TRANSFER FROM OPERATING RESERVE	60,000	-	-	-	-	-
PROVINCIAL GRANTS (Carry Forward)	1,266,103	1,583,024	-	-	-	-
PROV GRANTS - UBCM CRI	-	100,000	-	-	-	-
PRIOR YEARS SURPLUS	40,560	-	-	-	-	-
<b>Total Revenue</b>	<b>\$ 1,734,135</b>	<b>\$ 2,471,134</b>	<b>\$ 817,324</b>	<b>\$ 808,826</b>	<b>\$ 825,382</b>	<b>\$ 838,480</b>
<b>Expense</b>						
SALARIES & WAGES	136,154	178,576	184,291	190,195	196,285	202,585
SALARIES & WAGES		235,802	299,734	283,784	291,480	299,387
HONORARIUMS	7,085	7,120	7,156	7,192	7,228	7,264
ADMINISTRATION CHARGES	56,237	79,409	37,029	36,610	37,394	38,011
IT SUPPORT COSTS	3,500	3,605	3,713	3,825	3,939	4,057
FLOOD HAZARD RIKS ASSESSMENT - CF	-	100,000	-	-	-	-
UBCM CEPF - EMERGENCY SUPPORT SERVICES GRANT CF	89,750	-	-	-	-	-
UBCM CRI - FIRESMART GRANT STREAM 1 (OPERATIONS CF)	355,038	-	-	-	-	-
FIRESMART GRANT STREAM 1 (OPERATIONS)	-	240,997	-	-	-	-
EOC SANDBAG OPERATIONS	15,000	15,000	15,075	15,150	15,226	15,302
UBCM - CRI - FIRESMART GRANT STREAM (STAFFING) 2022 GRANT	406,020	-	-	-	-	-
UBCM - CRI - FIRESMART GRANT STREAM (STAFFING) 2022 GRANT	98,130	-	-	-	-	-
UBCM CEPR HEAT PREPAREDNESS CF	300,000	300,000	-	-	-	-
2023 CEPF UCBM GRANT CF	-	117,000	-	-	-	-
2023 EOC CEPF UBCM GRANT EXPENSE CF	-	112,790	-	-	-	-
2023 UBCM CRI FIRESMART GRANT CF	-	200,000	-	-	-	-
2023 CRI FIRESMART GRANT - AREA "A" CF	-	49,997	-	-	-	-
2023 CRI FIRESMART GRANT - AREA "B" CF	-	45,320	-	-	-	-
2023 CRI FIRESMART GRANT - AREA "C" CF	-	45,320	-	-	-	-
2023 CRI FIRESMART GRANT - AREA "D" CF	-	45,320	-	-	-	-
2023 CRI FIRESMART GRANT - AREA "E" CF	-	45,320	-	-	-	-
2023 CRI FIRESMART GRANT - AREA "F" CF	-	45,320	-	-	-	-
2023 CRI FIRESMART GRANT - AREA "G" CF	-	45,320	-	-	-	-
2023 CRI FIRESMART GRANT - AREA "H" CF	-	50,000	-	-	-	-
2023 CRI FIRESMART GRANT - AREA "I" CF	-	45,320	-	-	-	-
2023 E-911 GRANT	-	45,000	-	-	-	-
2024 CEPF DISASTER RISK REDUCTION GRANT	-	150,000	-	-	-	-
CONSULTANTS	4,000	4,080	4,100	4,121	4,142	4,163
AGREEMENT - REGIONAL SEARCH & RESCUE	71,500	90,000	90,450	90,902	91,357	91,814
OPERATIONAL SUPPORT ANIMAL EMERGENCY RESPONSE	10,000	15,000	15,075	15,150	15,226	15,302
REVIEW OF EMERGENCY PROGRAM	60,000	-	-	-	-	-
EDUCATION & TRAINING	25,502	25,630	25,758	25,887	26,016	26,146
EOC SUPPLIES	7,000	8,000	8,040	8,080	8,120	8,161
EQUIPMENT	5,239	5,000	5,050	5,100	5,150	5,200
EQUIPEMENT - SOFTWARE		26,000	26,100	26,200	26,300	26,400
INSURANCE - LIABILITY	3,000	3,060	3,121	3,184	3,247	-
INSURANCE - VEHICLE	900	3,000	3,015	3,030	3,045	3,060
LEGAL FEES	1,000	1,000	1,000	1,000	1,000	1,000
SUPPLIES	1,500	3,500	3,515	3,530	3,545	3,550
EOC SUPPLIES	10,000	10,000	10,050	10,100	10,151	10,202
SUPPLIES - MEALS	1,000	1,020	1,040	1,061	1,082	1,087
TRAVEL/LEASING	7,000	7,140	7,283	7,428	7,577	7,578
UTILITIES - TELEPHONE	4,020	5,500	5,528	5,556	5,584	5,612
TRANSFER TO OPERATING RESERVE	40,560	45,368	45,595	45,823	46,052	46,282
EMERGENCY SOCIAL SERVICES	15,000	15,300	15,606	15,918	16,236	16,317
<b>Total Expenses</b>	<b>\$ 1,734,135</b>	<b>\$ 2,471,134</b>	<b>\$ 817,324</b>	<b>\$ 808,826</b>	<b>\$ 825,382</b>	<b>\$ 838,480</b>





**Regional District of Okanagan-Similkameen  
2024-2028 Operational Financial Plan  
BUILDING INSPECTION - 2500**

2132, 2002 - No Tax Limit

		2023 Budget	2024 Budget	2025 Budget	2026 Budget	2027 Budget	2028 Budget
<b>No Tax Limit</b>		<b>No Tax Limit</b>	<b>No Tax Limit</b>	<b>No Tax Limit</b>	<b>No Tax Limit</b>	<b>No Tax Limit</b>	<b>No Tax Limit</b>
	<b>Revenue</b>	<b>1.74%</b>	<b>5.61%</b>	<b>5.40%</b>	<b>4.59%</b>	<b>4.69%</b>	<b>3.66%</b>
TAX REQUISITION		332,410	351,044	369,987	386,961	405,106	419,927
GRANT IN LIEU OF TAXES		1,836	1,855	1,873	1,901	1,939	-
FEE FOR SERVICE		30,603	30,909	31,218	31,686	32,320	33,000
ENFORCEMENT FEES		2,550	4,000	4,200	4,400	4,600	4,800
BUILDING PERMITS		743,389	758,000	770,000	785,000	800,000	820,000
TRANSFER FROM OPERATIONAL RESERVE		35,000	-	-	-	-	-
MISCELLANEOUS REVENUE		13,591	10,000	11,000	12,000	13,000	14,000
PRIOR YEARS SURPLUS		289,036	-	-	-	-	-
<b>Total Revenue</b>		<b>\$ 1,448,415</b>	<b>\$ 1,155,808</b>	<b>\$ 1,188,278</b>	<b>\$ 1,221,948</b>	<b>\$ 1,256,965</b>	<b>\$ 1,291,727</b>
	<b>Expense</b>						
SALARIES & WAGES		859,661	895,952	922,365	949,580	977,542	1,006,438
SALARIES & WAGES			1,449	1,500	1,552	1,599	1,647
ADMINISTRATION CHARGES		62,450	67,274	69,185	71,162	73,218	75,252
OPERATIONS - FACILITIES RENTALS		6,181	7,000	7,500	8,000	8,500	9,000
CONTRACTS		20,000	-	-	-	-	-
EDUCATION & TRAINING		12,363	10,000	10,100	10,200	10,300	10,400
DEPRECIATION		15,453	15,685	15,920	16,238	16,563	17,000
EQUIPMENT		21,452	15,000	15,500	16,000	16,500	17,000
INSURANCE - LIABILITY		46,008	46,698	47,398	48,346	49,313	50,000
LEGAL FEES		30,907	31,000	32,000	33,000	33,500	34,000
SUPPLIES		5,151	5,250	5,300	5,350	5,400	5,450
ADVERTISING		2,060	2,000	2,010	2,020	2,030	2,040
TRAVEL/LEASING		36,058	37,000	37,500	38,000	39,500	40,000
UTILITIES - TELEPHONE		11,332	11,500	12,000	12,500	13,000	13,500
TRANSFER TO OPERATIONAL RESERVE		314,188	5,000	5,000	5,000	5,000	5,000
OTHER EXPENSES		5,151	5,000	5,000	5,000	5,000	5,000
<b>Total Expenses</b>		<b>\$ 1,448,415</b>	<b>\$ 1,155,808</b>	<b>\$ 1,188,278</b>	<b>\$ 1,221,948</b>	<b>\$ 1,256,965</b>	<b>\$ 1,291,727</b>



**Regional District of Okanagan-Similkameen  
2024-2028 Operational Financial Plan  
DEVELOPMENT INFRASTRUCTURE - 4200**

LGA Part 26 - No Tax Limit

		2023 Budget	2024 Budget	2025 Budget	2026 Budget	2027 Budget	2028 Budget
<b>No Tax Limit</b>		<b>No Tax Limit</b>	<b>No Tax Limit</b>	<b>No Tax Limit</b>	<b>No Tax Limit</b>	<b>No Tax Limit</b>	<b>No Tax Limit</b>
	<b>Revenue</b>	<b>-65.19%</b>	<b>123.76%</b>	<b>15.68%</b>	<b>3.38%</b>	<b>3.38%</b>	<b>2.58%</b>
TAX REQUISITION		48,224	107,905	124,828	129,053	133,413	136,858
SUBDIVISION SERVICING FEES		12,000	12,000	12,240	12,485	12,735	12,990
SUBDIVISION SERVICING FEES		10,000	12,500	12,750	13,005	13,265	13,530
DEVELOPER FUNDED WATER MODEL		6,000	9,000	9,315	9,641	9,978	10,327
ENGINEERING REVIEW FEES		15,000	25,000	25,875	26,781	27,718	28,688
RECOVERIES FROM PLANNING REFERRALS		20,000	20,000	20,000	20,000	20,000	20,000
TRANSFER FROM OPERATING RESERVE		10,000	23,000	23,690	24,401	25,133	25,887
<b>Total Revenue</b>		<b>\$ 121,224</b>	<b>\$ 209,405</b>	<b>\$ 228,698</b>	<b>\$ 235,366</b>	<b>\$ 242,242</b>	<b>\$ 248,280</b>
	<b>Expense</b>						
SALARIES & WAGES		89,813	102,904	106,375	109,967	113,680	117,518
NEW FTE AS AUTHORIZED BY THE BOARD SALARIES & WAGES		-	55,773	70,031	72,133	74,297	76,526
<b>ADMINISTRATION CHARGES</b>		<b>5,249</b>	<b>9,328</b>	<b>10,254</b>	<b>10,574</b>	<b>10,903</b>	<b>11,193</b>
CONSULTANTS		6,000	6,000	6,180	6,365	6,556	6,753
EDUCATION & TRAINING		500	750	765	780	796	812
DEVELOPER FUNDED INFRASTRUCTURE		10,000	12,500	12,750	13,005	13,265	13,530
INSURANCE - LIABILITY		912	930	949	968	987	-
LEGAL FEES		2,500	5,000	5,150	5,305	5,464	5,628
SUPPLIES		250	200	204	208	212	216
TRAVEL/LEASING		1,000	1,020	1,040	1,061	1,082	1,104
TRANSFER TO OPERATING RESERVE		5,000	15,000	15,000	15,000	15,000	15,000
<b>Total Expenses</b>		<b>\$ 121,224</b>	<b>\$ 209,405</b>	<b>\$ 228,698</b>	<b>\$ 235,366</b>	<b>\$ 242,242</b>	<b>\$ 248,280</b>



**Regional District of Okanagan-Similkameen  
2024-2028 Operational Financial Plan  
ILLEGAL DUMPING - 4250**

**BI 2184 - Maximum Levy**

		2023 Budget	2024 Budget	2025 Budget	2026 Budget	2027 Budget	2028 Budget
\$		<b>25,000</b>					
	<b>Revenue</b>	<b>REVIEW REQUIRED</b>	<b>REVIEW REQUIRED</b>	<b>REVIEW REQUIRED</b>	<b>REVIEW REQUIRED</b>	<b>REVIEW REQUIRED</b>	<b>REVIEW REQUIRED</b>
		0.92%	12.61%	2.40%	2.43%	2.44%	2.47%
TAX REQUISITION		35,882	40,407	41,378	42,384	43,417	44,491
PRIOR YEARS SURPLUS		4,325	-	-	-	-	-
<b>Total Revenue</b>		<b>\$ 40,207</b>	<b>\$ 40,407</b>	<b>\$ 41,378</b>	<b>\$ 42,384</b>	<b>\$ 43,417</b>	<b>\$ 44,491</b>
	<b>Expense</b>						
SALARIES & WAGES		16,456	19,300	19,886	20,493	21,115	21,762
SALARIES & WAGES			186	192	199	205	211
ADMINISTRATION CHARGES		932	1,108	1,143	1,180	1,217	1,256
CONTRACT SERVICES		3,000	3,000	3,105	3,214	3,326	3,443
CONTRACT SERVICES - TIPPING FEES		5,500	5,500	5,693	5,892	6,098	6,312
INSURANCE - LIABILITY		152	152	157	163	169	174
ADVERTISING - PUBLIC EDUCATION		761	761	788	815	844	874
TRAVEL/LEASING		406	400	414	428	443	459
TRANSFER TO OPERATING RESERVE		13,000	10,000	10,000	10,000	10,000	10,000
<b>Total Expenses</b>		<b>\$ 40,207</b>	<b>\$ 40,407</b>	<b>\$ 41,378</b>	<b>\$ 42,384</b>	<b>\$ 43,417</b>	<b>\$ 44,491</b>



**Regional District of Okanagan-Similkameen  
2024-2028 Operational Financial Plan  
SOLID WASTE MANAGEMENT - 4300**

1899.02, 2012 - Assessment

	2023 Budget	2024 Budget	2025 Budget	2026 Budget	2027 Budget	2028 Budget
<b>\$</b>	<b>367,237</b>					
	<b>Compliant</b>	<b>Compliant</b>	<b>Compliant</b>	<b>Compliant</b>	<b>Compliant</b>	<b>Compliant</b>
<b>Revenue</b>	<b>11.36%</b>	<b>-37.59%</b>	<b>8.68%</b>	<b>2.57%</b>	<b>2.56%</b>	<b>2.59%</b>
TAX REQUISITION	280,633	175,156	190,364	195,252	200,259	205,453
TRANSFER FROM OPERATING RESERVE	7,086	245,000	-	-	-	-
PRIOR YEARS SURPLUS	250,000	245,000	-	-	-	-
<b>Total Revenue</b>	<b>\$ 537,719</b>	<b>\$ 665,156</b>	<b>\$ 190,364</b>	<b>\$ 195,252</b>	<b>\$ 200,259</b>	<b>\$ 205,453</b>
<b>Expense</b>						
SALARIES & WAGES	120,620	107,922	111,216	114,645	118,143	121,776
NEW FTE AS AUTHORIZED BY THE BOARD SALARIES & WAGES	27,008	182	188	195	201	207
ADMINISTRATION CHARGES	9,393	8,404	9,134	9,369	9,609	9,858
CONSULTANTS CF	250,000	245,000				
CONSULTANTS			30,000	30,000	30,000	30,000
CONTRACTOR - WEBSITE EXCHANGE SITE	8,120	8,120	8,404	8,698	9,003	9,318
MEMBERSHIP & DUES	3,986	4,555	4,714	4,879	5,050	5,227
FOOD COMPOSTING EDUCATION	25,000	25,000	5,000	5,000	5,000	5,000
INSURANCE - LIABILITY	773	773	800	828	857	887
LEGAL FEES	100	100	104	107	111	115
SUPPLIES	2,000	2,000	2,070	2,142	2,217	2,295
BEAR SMART EXPENSES	9,500	16,600	17,181	17,782	18,405	19,049
BEAR SMART EXPENSES	7,086	-	-	-	-	-
BEAR SMART EXPENSES	1,500	1,500	1,553	1,607	1,663	1,721
TRANSFER TO OPERATING RESERVE	72,633	245,000	-	-	-	-
<b>Total Expenses</b>	<b>\$ 537,719</b>	<b>\$ 665,156</b>	<b>\$ 190,364</b>	<b>\$ 195,252</b>	<b>\$ 200,259</b>	<b>\$ 205,453</b>



**Regional District of Okanagan-Similkameen  
2024-2028 Operational Financial Plan  
ELECTORAL AREA PLANNING - 5000**

**LGA Part 26 - No Tax Limit**

		2023 Budget	2024 Budget	2025 Budget	2026 Budget	2027 Budget	2028 Budget
<b>No Tax Limit</b>							
	<b>Revenue</b>	<b>No Tax Limit</b>	<b>No Tax Limit</b>	<b>No Tax Limit</b>	<b>No Tax Limit</b>	<b>No Tax Limit</b>	<b>No Tax Limit</b>
		15.67%	10.67%	4.73%	2.64%	2.59%	8.36%
TAX REQUISITION		1,322,564	1,463,656	1,532,911	1,573,343	1,614,055	1,748,959
DEVELOPMENT APPLICATION FEES		100,000	105,000	110,000	115,000	120,000	120,000
TRANSFER FROM OPERATING RESERVE		30,000	70,000	-	-	-	-
PRIOR YEARS SURPLUS		-	70,000	-	-	-	-
<b>Total Revenue</b>		<b>\$ 1,452,564</b>	<b>\$ 1,708,656</b>	<b>\$ 1,642,911</b>	<b>\$ 1,688,343</b>	<b>\$ 1,734,055</b>	<b>\$ 1,868,959</b>
	<b>Expense</b>						
SALARIES & WAGES		836,962	909,960	937,416	965,695	994,852	1,024,939
NEW FTE AS AUTHORIZED BY THE BOARD SALARIES & WAGES		23,529	68,018	98,319	100,372	102,436	104,544
BOARD OF VARIANCE		769	788	808	828	900	-
APC EXPENSES		1,538	1,576	1,615	1,655	2,000	2,000
<b>ADMINISTRATION CHARGES</b>		<b>76,680</b>	<b>89,393</b>	<b>93,704</b>	<b>96,305</b>	<b>98,978</b>	<b>106,914</b>
BYLAW ENFORCEMENT ALLOCATION		166,254	182,273	188,653	195,256	202,089	209,163
CONSULTANTS		100,000	100,000	100,000	100,000	100,000	100,000
<b>CONSULTANTS CF</b>		<b>-</b>	<b>70,000</b>	<b>-</b>	<b>-</b>	<b>-</b>	<b>-</b>
PLANNING REFERRALS TO SUBDIVISION SERVICING		20,000	20,000	20,000	20,000	20,000	20,000
CONTRACT SERVICES		35,000	-	-	-	-	-
EDUCATION & TRAINING		10,250	15,000	16,000	17,000	18,000	19,000
ENVIRONMENTAL PROJECTS		10,000	10,000	10,000	10,000	10,000	10,000
EQUIPMENT		18,040	18,491	18,953	19,427	20,000	21,000
INSURANCE - LIABILITY		8,482	8,694	8,911	9,134	9,200	93,000
LEGAL FEES		41,000	42,025	43,076	44,153	45,000	46,000
LEGAL FEES - COVENANT REGISTRATIONS		7,000	7,100	7,200	7,300	7,400	7,500
SUPPLIES		9,000	9,100	9,200	9,300	9,400	9,500
ADVERTISING		20,000	15,500	16,500	17,500	18,500	19,000
TRAVEL/LEASING		4,100	4,203	4,308	4,416	4,500	4,500
UTILITIES - TELEPHONE		1,000	2,000	2,100	2,200	2,300	2,300
TRANSFER TO OPERATING RESERVE		58,860	130,332	61,840	63,386	64,000	65,000
CONTINGENCY		4,100	4,203	4,308	4,416	4,500	4,600
<b>Total Expenses</b>		<b>\$ 1,452,564</b>	<b>\$ 1,708,656</b>	<b>\$ 1,642,911</b>	<b>\$ 1,688,343</b>	<b>\$ 1,734,055</b>	<b>\$ 1,868,959</b>



**Regional District of Okanagan-Similkameen  
2024-2028 Operational Financial Plan  
ENVIRONMENTAL CONSERVATION - 5010**

RG 734, RG735 C714,z714,714I,714D, 714A 714C 718E 555,BL 2690, 2016

		2023 Budget	2024 Budget	2025 Budget	2026 Budget	2027 Budget	2028 Budget
\$		640,371					
	<b>Revenue</b>	<b>Compliant</b>	<b>Compliant</b>	<b>Compliant</b>	<b>Compliant</b>	<b>Compliant</b>	<b>Compliant</b>
		-0.07%	-0.17%	0.00%	0.00%	0.00%	0.00%
TAX REQUISITION		449,783	449,036	449,035	449,036	449,035	449,035
<b>Total Revenue</b>		<b>\$ 449,783</b>	<b>\$ 449,036</b>	<b>\$ 449,035</b>	<b>\$ 449,036</b>	<b>\$ 449,035</b>	<b>\$ 449,035</b>
	<b>Expense</b>						
ADMINISTRATION CHARGE		11,656	12,379	12,379	12,379	12,379	12,379
OPERATIONS		39,585	40,179	40,781	41,393	42,221	43,000
GRANTS		398,542	396,478	395,875	395,264	394,435	393,656
<b>Total Expenses</b>		<b>\$ 449,783</b>	<b>\$ 449,036</b>	<b>\$ 449,035</b>	<b>\$ 449,036</b>	<b>\$ 449,035</b>	<b>\$ 449,035</b>



**Regional District of Okanagan-Similkameen  
2024-2028 Operational Financial Plan  
RGS - SUB REGIONAL - 5020**

BL 2421 & 2770 - No Tax Limit

		2023 Budget	2024 Budget	2025 Budget	2026 Budget	2027 Budget	2028 Budget
<b>No Tax Limit</b>							
	<b>Revenue</b>	<b>No Tax Limit</b>	<b>No Tax Limit</b>	<b>No Tax Limit</b>	<b>No Tax Limit</b>	<b>No Tax Limit</b>	<b>No Tax Limit</b>
		8.89%	14.65%	2.99%	2.97%	2.88%	4.61%
TAX REQUISITION		45,305	51,943	53,494	55,085	56,674	59,286
<b>Total Revenue</b>		<b>\$ 45,305</b>	<b>\$ 51,943</b>	<b>\$ 53,494</b>	<b>\$ 55,085</b>	<b>\$ 56,674</b>	<b>\$ 59,286</b>
	<b>Expense</b>						
SALARIES & WAGES		30,553	36,412	37,522	38,661	39,840	41,055
SALARIES & WAGES			64	66	68	70	72
<b>ADMINISTRATION CHARGES</b>		<b>1,552</b>	<b>1,892</b>	<b>1,948</b>	<b>2,006</b>	<b>2,064</b>	<b>2,159</b>
CONSULTANTS		10,000	10,250	10,506	10,769	11,000	12,000
INSURANCE - LIABILITY		200	250	300	350	400	500
SUPPLIES		1,000	1,025	1,051	1,077	1,100	1,200
ADVERTISING		2,000	2,050	2,101	2,154	2,200	2,300
<b>Total Expenses</b>		<b>\$ 45,305</b>	<b>\$ 51,943</b>	<b>\$ 53,494</b>	<b>\$ 55,085</b>	<b>\$ 56,674</b>	<b>\$ 59,286</b>



**Regional District of Okanagan-Similkameen  
2024-2028 Operational Financial Plan  
DESTRUCTION OF PESTS - 5500**

Sec 767(5), SLP May 2,1967 - Assessment

		2023 Budget	2024 Budget	2025 Budget	2026 Budget	2027 Budget	2028 Budget
\$		2,649,855					
	<b>Revenue</b>	<b>Compliant</b>	<b>Compliant</b>	<b>Compliant</b>	<b>Compliant</b>	<b>Compliant</b>	<b>Compliant</b>
		-111.98%	-738.58%	14.59%	12.84%	3.27%	3.30%
	TAX REQUISITION	(638)	4,074	4,669	5,268	5,440	5,620
	CONTRACT - OLIVER	275	285	295	305	316	327
	CONTRACT - VILLAGE OF KEREMEOS	275	285	295	305	316	327
	TRANSFER FROM OPERATING RESERVE	6,097	-	-	-	-	-
	<b>Total Revenue</b>	<b>\$ 6,009</b>	<b>\$ 4,644</b>	<b>\$ 5,259</b>	<b>\$ 5,878</b>	<b>\$ 6,072</b>	<b>\$ 6,274</b>
	<b>Expense</b>						
	SALARIES & WAGES	2,261	2,115	2,178	2,244	2,310	2,380
	ADMINISTRATION CHARGES	198	169	192	214	221	229
	OPERATIONS - HEALTH & SAFETY	52	54	56	58	60	62
	CONTRACT SERVICES - SPRAYING	2,500	1,500	2,000	2,500	2,588	2,678
	EDUCATION & TRAINING	259	268	277	287	297	308
	INSURANCE - LIABILITY	19	20	20	21	22	23
	SUPPLIES	50	52	54	55	57	59
	ADVERTISING	200	207	214	222	230	238
	TRAVEL/LEASING	250	259	268	277	287	297
	TRANSFER TO OPERATIONAL RESERVES	220	-	-	-	-	-
	<b>Total Expenses</b>	<b>\$ 6,009</b>	<b>\$ 4,644</b>	<b>\$ 5,259</b>	<b>\$ 5,878</b>	<b>\$ 6,072</b>	<b>\$ 6,274</b>





**Regional District of Okanagan-Similkameen  
2024-2028 Operational Financial Plan  
NUISANCE CONTROL (Regional Service) - 5550**

BL 2198.01, 2008 - Maximum Tax Limit

		2023 Budget	2024 Budget	2025 Budget	2026 Budget	2027 Budget	2028 Budget
\$	<b>31,250</b>	<b>Compliant</b>	<b>Compliant</b>	<b>Compliant</b>	<b>Compliant</b>	<b>Compliant</b>	<b>Compliant</b>
	<b>Revenue</b>	<b>-8.13%</b>	<b>9.28%</b>	<b>0.00%</b>	<b>0.00%</b>	<b>0.00%</b>	<b>0.00%</b>
	TAX REQUISITION	23,742	25,945	25,945	25,945	25,945	25,945
	TRANSFER FROM OPERATING RESERVE	2,143	-	-	-	-	-
	PRIOR YEARS SURPLUS	2	-	-	-	-	-
	<b>Total Revenue</b>	\$ 25,887	\$ 25,945	\$ 25,945	\$ 25,945	\$ 25,945	\$ 25,945
	<b>Expense</b>						
	ADMINISTRATION CHARGES	887	945	945	945	945	945
	OP - SW - STARLING CONTROL	25,000	25,000	25,000	25,000	25,000	25,000
	<b>Total Expenses</b>	\$ 25,887	\$ 25,945	\$ 25,945	\$ 25,945	\$ 25,945	\$ 25,945



**Regional District of Okanagan-Similkameen  
2024-2028 Operational Financial Plan  
MOSQUITO CONTROL - 5700**

	2023 Budget	2024 Budget	2025 Budget	2026 Budget	2027 Budget	2028 Budget
<b>Revenue</b>	<b>5.16%</b>	<b>9.66%</b>	<b>4.09%</b>	<b>3.98%</b>	<b>3.53%</b>	<b>3.50%</b>
TAX REQUISITION	170,325	186,776	194,420	202,166	209,310	216,642
TRANSFER FROM RESERVE	10,000	50	50	50	50	50
TRANSFER FROM OPERATING RESERVE		8,000	6,000	5,000	4,000	3,000
MISCELLANEOUS REVENUE	18,000	28,000	28,560	29,131	29,714	30,308
<b>Total Revenue</b>	<b>\$ 198,325</b>	<b>\$ 222,826</b>	<b>\$ 229,030</b>	<b>\$ 236,347</b>	<b>\$ 243,074</b>	<b>\$ 250,000</b>
<b>Expense</b>						
SALARIES & WAGES	95,691	99,885	102,881	105,983	109,148	112,421
SALARIES & WAGES		5,251	5,409	5,572	5,739	5,911
<b>ADMINISTRATION CHARGES</b>	<b>6,571</b>	<b>7,856</b>	<b>8,052</b>	<b>8,255</b>	<b>8,462</b>	<b>8,712</b>
HELICOPTER SPRAYING	35,000	40,000	40,800	41,616	42,448	43,297
OP - W&S - PERMIT FEES	1,035	1,056	1,077	1,099	1,121	1,143
OPERATIONS - HEALTH & SAFETY	518	528	539	550	561	572
CONSULTANTS	500	1,200	1,224	1,248	1,273	1,298
EDUCATION & TRAINING	1,056	1,077	1,099	1,121	1,143	1,166
DEPRECIATION	4,000	4,000	4,000	4,000	4,000	4,000
EQUIPMENT	1,200	1,224	1,248	1,273	1,298	1,324
INSURANCE - LIABILITY	853	870	887	905	923	941
INSURANCE - VEHICLE	2,187	2,231	2,276	2,322	2,368	2,415
SUPPLIES	33,000	40,000	40,800	41,616	42,448	43,297
ADVERTISING	500	510	520	530	541	552
TRAVEL/LEASING	13,000	13,260	13,525	13,796	14,072	14,353
UTILITIES - TELEPHONE	714	728	743	758	773	788
TRANSFER TO VEHICLE REPLACEMENT RESERVE		1,000	2,000	3,000	4,000	4,000
TRANSFER TO INTEREST RESERVE		50	50	50	50	50
TRANSFER TO OPERATING RESERVE	2,500	2,100	1,900	2,653	2,706	2,760
<b>Total Expenses</b>	<b>\$ 198,325</b>	<b>\$ 222,826</b>	<b>\$ 229,030</b>	<b>\$ 236,347</b>	<b>\$ 243,074</b>	<b>\$ 250,000</b>



**Regional District of Okanagan-Similkameen  
2024-2028 Operational Financial Plan  
REGIONAL TRAILS - 7720**

RG735 G716, RG734 535, RG73 B16 BL1470.02, - Assessment

	2023 Budget	2024 Budget	2025 Budget	2026 Budget	2027 Budget	2028 Budget
<b>\$</b>	<b>597,301</b>					
	<b>Compliant</b>	<b>Compliant</b>	<b>Compliant</b>	<b>Compliant</b>	<b>Compliant</b>	<b>Compliant</b>
	<b>9.09%</b>	<b>-5.78%</b>	<b>3.53%</b>	<b>3.17%</b>	<b>3.16%</b>	<b>3.17%</b>
<b>Revenue</b>						
TAX REQUISITION	433,325	408,289	422,708	436,097	449,867	464,107
PARKS REALLOCATION	44,000	45,540	46,997	48,501	50,053	51,655
KVR Trail Mgmt. - PROVINCIAL CONTRIBUTION	5,000	5,175	5,341	5,512	5,688	5,870
TRANSFER FROM CAPITAL RESERVE KVR TRAIL CONST. CHUTE LK TO LITTLE TUNNEL	8,000	8,280	8,545	8,818	9,100	9,391
PRIOR YEARS SURPLUS	5,630	-	-	-	-	-
<b>Total Revenue</b>	<b>\$ 495,955</b>	<b>\$ 467,284</b>	<b>\$ 483,591</b>	<b>\$ 498,928</b>	<b>\$ 514,708</b>	<b>\$ 531,023</b>
<b>Expense</b>						
SALARIES & WAGES	179,298	199,328	205,535	211,934	218,515	225,333
NEW FTE AS AUTHORIZED BY THE BOARD SALARIES & WAGES	8,089	(38,642)	(37,188)	(38,395)	(39,661)	(40,967)
ADMINISTRATION CHARGES	19,273	19,241	19,921	20,552	21,201	21,872
TRAIL MAINTENANCE	20,000	20,400	21,053	21,727	22,422	23,140
ACQUISITION & MANAGEMENT	14,151	15,384	15,877	16,385	16,909	17,451
CONTRACT SERVICES - TRAIL MAINTENANCE	56,375	55,000	56,760	58,576	60,450	62,384
CONTRACT SERVICES	35,378	32,778	32,597	33,702	34,844	36,022
EDUCATION & TRAINING	4,121	4,265	4,401	4,542	4,687	4,837
AMORTIZATION EXPENSE	18,544	19,193	19,807	20,441	21,095	21,770
VEHICLE & EQUIPMENT	16,000	16,560	17,090	17,637	18,201	18,783
PARK/FACILITY IMPROVEMENTS	9,272	9,597	9,904	10,221	10,548	10,886
INSURANCE - PROPERTY	371	378	390	402	415	428
INSURANCE - LIABILITY	1,834	1,898	1,959	2,022	2,087	2,154
INSURANCE - VEHICLE	12,363	12,796	13,205	13,628	14,064	14,514
SUPPLIES - FACILITY	9,787	10,129	10,453	10,788	11,133	11,489
ADVERTISING	2,576	2,666	2,751	2,839	2,930	3,024
TRAVEL AND LEASE	13,393	13,862	14,306	14,764	15,236	15,724
MFA LEASING	24,500	25,358	26,170	27,008	27,872	28,763
TRANSFER TO CAPITAL RESERVE	45,000	46,575	48,065	49,603	51,190	52,828
TRANSFER TO OPERATING RESERVE	5,630	518	535	552	570	588
<b>Total Expenses</b>	<b>\$ 495,955</b>	<b>\$ 467,284</b>	<b>\$ 483,591</b>	<b>\$ 498,928</b>	<b>\$ 514,708</b>	<b>\$ 531,023</b>



**Regional District of Okanagan-Similkameen  
2024-2028 Operational Financial Plan  
TRANSIT - REGIONAL - 8200**

BL 2809 - Assessment

		2023 Budget	2024 Budget	2025 Budget	2026 Budget	2027 Budget	2028 Budget
\$		359,116					
	<b>Revenue</b>	<b>Compliant</b>	<b>Compliant</b>	<b>Compliant</b>	<b>Compliant</b>	<b>Compliant</b>	<b>Compliant</b>
		9.44%	1.50%	3.27%	3.27%	3.27%	3.27%
	TAX REQUISITION	238,993	242,580	250,504	258,689	267,140	275,866
	TRANSIT FARES	60,425	65,474	67,569	69,731	71,962	74,265
	PROVINCIAL GRANT SAFE START	13,032	13,032	13,449	13,879	14,323	14,781
	MISCELLANEOUS REVENUE	18,801	19,337	19,956	20,595	21,254	21,934
	PRIOR YEARS SURPLUS	28,995	-	-	-	-	-
	<b>Total Revenue</b>	<b>\$ 360,246</b>	<b>\$ 340,423</b>	<b>\$ 351,478</b>	<b>\$ 362,894</b>	<b>\$ 374,679</b>	<b>\$ 386,846</b>
	<b>Expense</b>						
	SALARIES & WAGES	38,878	50,920	52,673	54,487	56,361	58,300
	NEW FTE AS AUTHORIZED BY THE BOARD SALARIES & WAGES	673	(16,422)	(16,914)	(17,422)	(17,945)	(18,483)
	ADMINISTRATION CHARGES	11,348	12,369	12,770	13,185	13,613	14,055
	MAINTAINENCE	1,550	1,600	1,651	1,704	1,759	1,815
	OPERATIONS	277,252	289,511	298,775	308,336	318,203	328,385
	TRANSFER TO OPERATING RESERVE	28,995	845	872	900	929	959
	OTHER EXPENSES - MARKETING	1,550	1,600	1,651	1,704	1,759	1,815
	<b>Total Expenses</b>	<b>\$ 360,246</b>	<b>\$ 340,423</b>	<b>\$ 351,478</b>	<b>\$ 362,894</b>	<b>\$ 374,679</b>	<b>\$ 386,846</b>



**Regional District of Okanagan-Similkameen  
2024-2028 Operational Financial Plan  
ANIMAL CONTROL - "A", "B", "C", "D", "E", "F", "G", "H", "I" - 9200**

2775, 2017 No Tax Limit

		2023 Budget	2024 Budget	2025 Budget	2026 Budget	2027 Budget	2028 Budget
<b>No Tax Limit</b>		<b>No Tax Limit</b>	<b>No Tax Limit</b>	<b>No Tax Limit</b>	<b>No Tax Limit</b>	<b>No Tax Limit</b>	<b>No Tax Limit</b>
	<b>Revenue</b>	<b>21.53%</b>	<b>4.55%</b>	<b>3.90%</b>	<b>3.73%</b>	<b>-12.72%</b>	<b>4.15%</b>
TAX REQUISITION - ALL AREAS		161,840	169,198	175,798	182,364	159,160	165,762
GRANT IN LIEU OF TAXES		510	515	520	525	536	600
ENFORCEMENT FEES		6,121	6,182	6,244	6,369	6,496	6,600
IMPOUND FEES		1,010	1,030	1,041	1,062	1,083	1,100
LICENSING REVENUE		20,402	20,606	20,812	21,228	51,653	52,500
<b>Total Revenue</b>		<b>\$ 189,883</b>	<b>\$ 197,531</b>	<b>\$ 204,415</b>	<b>\$ 211,548</b>	<b>\$ 218,928</b>	<b>\$ 226,562</b>
	<b>Expense</b>						
ADMINISTRATION CHARGES		8,575	9,478	9,808	10,150	10,505	10,871
BYLAW ENFORCEMENT ALLOCATION		37,786	42,082	43,555	45,080	46,657	48,290
CONTRACTS - ANIMAL CONTROL		138,462	142,830	147,829	153,003	158,358	163,901
LEGAL FEES		2,000	-	-	-	-	-
SUPPLIES		2,060	2,091	2,123	2,165	2,208	2,300
ADVERTISING		1,000	1,050	1,100	1,150	1,200	1,200
<b>Total Expenses</b>		<b>\$ 189,883</b>	<b>\$ 197,531</b>	<b>\$ 204,415</b>	<b>\$ 211,548</b>	<b>\$ 218,928</b>	<b>\$ 226,562</b>



**Regional District of Okanagan-Similkameen  
2024-2028 Operational Financial Plan  
REGIONAL ECONOMIC DEVELOPMENT (OK FILM) - 9390**

BL 2743 - Assessment

		2023 Budget	2024 Budget	2025 Budget	2026 Budget	2027 Budget	2028 Budget
\$		42,249					
	<b>Revenue</b>	<b>Compliant</b>	<b>Compliant</b>	<b>Compliant</b>	<b>Compliant</b>	<b>Compliant</b>	<b>Compliant</b>
		0.17%	10.63%	0.00%	0.00%	-9.40%	10.38%
	TAX REQUISITION	36,242	40,093	40,093	40,093	36,323	40,093
	<b>Total Revenue</b>	\$ 36,242	\$ 40,093	\$ 40,093	\$ 40,093	\$ 36,323	\$ 40,093
	<b>Expense</b>						
	ADMINISTRATION CHARGE	1,242	1,460	1,460	1,460	1,323	1,460
	GRANT OK FILM COMM	35,000	38,633	38,633	38,633	35,000	38,633
	<b>Total Expenses</b>	\$ 36,242	\$ 40,093	\$ 40,093	\$ 40,093	\$ 36,323	\$ 40,093



**Regional District of Okanagan-Similkameen  
2024-2028 Operational Financial Plan  
ELECTORAL AREA "D" - RURAL PROJECTS - 0340**

SLP, 1966 - No Tax Limit

		2023 Budget	2024 Budget	2025 Budget	2026 Budget	2027 Budget	2028 Budget
<b>No Tax Limit</b>		<b>No Tax Limit</b>	<b>No Tax Limit</b>	<b>No Tax Limit</b>	<b>No Tax Limit</b>	<b>No Tax Limit</b>	<b>No Tax Limit</b>
	<b>Revenue</b>	<b>22.82%</b>	<b>33.03%</b>	<b>-9.09%</b>	<b>3.07%</b>	<b>3.10%</b>	<b>3.00%</b>
	TAX REQUISITION	35,033	46,605	42,370	43,670	45,025	46,375
	TRANSFER FROM OPERATIONAL RESERVE (GOVERNANCE STUDY)	33,900	159,433	-	-	-	-
	PRIOR YEARS SURPLUS	4,750	159,433	-	-	-	-
	<b>Total Revenue</b>	<b>\$ 73,683</b>	<b>\$ 365,471</b>	<b>\$ 42,370</b>	<b>\$ 43,670</b>	<b>\$ 45,025</b>	<b>\$ 46,375</b>
	<b>Expense</b>						
	SPECIAL PROJECTS - WAGES	8,920	35,300	36,475	37,693	38,948	40,248
	NEW FTE AS AUTHORIZED BY THE BOARD SALARIES & WAGES	-	(3,959)	(3,527)	(3,632)	(3,741)	(3,854)
	<b>ADMINISTRATION CHARGES</b>	<b>2,361</b>	<b>7,505</b>	<b>1,543</b>	<b>1,591</b>	<b>1,640</b>	<b>1,689</b>
	RURAL PROJECT - GOOSE CONTROL	525	533	544	555	566	577
	INSURANCE - LIABILITY	802	814	826	850	867	900
	SUPPLIES	12	12	13	13	13	15
	TRAVEL - UBCM & OMMA CONVENTION	6,305	6,400	6,496	6,600	6,732	6,800
	TRANSFER TO OPERATING RESERVE	4,758	159,433	-	-	-	-
	<b>GOVERNANCE STUDY</b>	<b>50,000</b>	<b>159,433</b>	<b>-</b>	<b>-</b>	<b>-</b>	<b>-</b>
	<b>Total Expenses</b>	<b>\$ 73,683</b>	<b>\$ 365,471</b>	<b>\$ 42,370</b>	<b>\$ 43,670</b>	<b>\$ 45,025</b>	<b>\$ 46,375</b>



**Regional District of Okanagan-Similkameen**  
**2024-2028 Operational Financial Plan**  
**VICTIM SERVICES AREAS "D","E","F","I" - 0425**

RG735 d716,I716,E716,F716 BL2750 2016 - Assessment

		2023 Budget	2024 Budget	2025 Budget	2026 Budget	2027 Budget	2028 Budget
\$		16,514					
	<b>Revenue</b>	<b>Compliant</b>	<b>Compliant</b>	<b>Compliant</b>	<b>Compliant</b>	<b>Compliant</b>	<b>Compliant</b>
		11.54%	1.25%	3.20%	3.20%	3.20%	3.20%
TAX REQUISITION	\$	9,737	\$ 9,859	\$ 10,175	\$ 10,500	\$ 10,837	\$ 11,183
TRANSFER FROM OPERATIONAL RESERVE		100	-	-	-	-	-
PRIOR YEARS SURPLUS		778	-	-	-	-	-
<b>Total Revenue</b>	\$	10,615	\$ 9,859	\$ 10,175	\$ 10,500	\$ 10,837	\$ 11,183
	<b>Expense</b>						
ADMINISTRATION CHARGE		337	359	371	382	395	407
CONTRACTS & AGREEMENTS		9,500	9,500	9,804	10,118	10,442	10,776
TRANSFER TO OPERATING RESERVE		778	-	-	-	-	-
<b>Total Expenses</b>	\$	10,615	\$ 9,859	\$ 10,175	\$ 10,500	\$ 10,837	\$ 11,183





**Regional District of Okanagan-Similkameen  
2024-2028 Operational Financial Plan  
FIRE PROTECTION - OK FALLS - 1200**

J714 & J715 BL 1385 - Assessment

	2023 Budget	2024 Budget	2025 Budget	2026 Budget	2027 Budget	2028 Budget
\$	185,057					
<b>Revenue</b>	<b>REVIEW REQUIRED</b>	<b>REVIEW REQUIRED</b>	<b>REVIEW REQUIRED</b>	<b>REVIEW REQUIRED</b>	<b>REVIEW REQUIRED</b>	<b>REVIEW REQUIRED</b>
	6.57%	9.24%	3.50%	3.50%	3.50%	3.50%
TAX REQUISITION	458,739	501,107	518,647	536,800	555,585	575,033
<b>Total Revenue</b>	<b>\$ 458,739</b>	<b>\$ 501,107</b>	<b>\$ 518,647</b>	<b>\$ 536,800</b>	<b>\$ 555,585</b>	<b>\$ 575,033</b>
<b>Expense</b>						
SALARIES & WAGES	11,971	12,488	12,870	13,264	13,669	14,086
NEW FTE AS AUTHORIZED BY THE BOARD SALARIES & WAGES	-	(11,126)	(11,460)	(11,804)	(12,158)	(12,522)
HONORARIUMS - FIREFIGHTERS	166,000	203,526	210,649	218,022	225,653	233,551
ADMINISTRATION CHARGES	15,772	18,790	19,448	20,128	20,833	21,562
BUILDING MAINTENANCE	20,000	20,000	20,700	21,425	22,174	22,950
EQUIPMENT MAINTENANCE	26,530	35,000	36,225	37,493	38,805	40,163
EQPT MAINTENANCE - FIREFIGHTING EQUIPMEN						
	1,477	3,000	3,105	3,214	3,326	3,443
PROTECTION EXPENSE	10,320	10,000	10,350	10,712	11,087	11,475
OP - FD - COMMERCIAL FIRE INSPECTION	6,000	6,000	6,210	6,427	6,652	6,885
OP - FD - LICENSES & PERMITS	286	510	528	546	565	585
CONTRACT SERVICES	16,320	16,646	17,229	17,832	18,456	19,102
EDUCATION & TRAINING	35,000	36,414	37,688	39,008	40,373	41,786
INSURANCE - PROPERTY	1,732	1,767	1,829	1,893	1,959	2,028
INSURANCE - LIABILITY	760	800	828	857	887	918
INSURANCE - FIREFIGHTERS ACCIDENT	3,076	3,138	3,248	3,362	3,479	3,601
INSURANCE - VEHICLE	10,200	10,404	10,768	11,145	11,535	11,939
SUPPLIES	3,960	4,058	4,200	4,347	4,499	4,657
UTILITIES	12,735	12,990	13,445	13,915	14,402	14,906
UTILITIES - TELEPHONE	5,100	5,202	5,384	5,573	5,768	5,969
TRANSFER TO RESERVE	99,500	99,500	102,983	106,587	110,317	114,179
TRANSFER TO RESERVE - BUILDING	10,000	10,000	10,350	10,712	11,087	11,475
COMMUNITY SERVICE & EDUCATION	2,000	2,000	2,070	2,142	2,217	2,295
<b>Total Expenses</b>	<b>\$ 458,739</b>	<b>\$ 501,107</b>	<b>\$ 518,647</b>	<b>\$ 536,800</b>	<b>\$ 555,585</b>	<b>\$ 575,033</b>



**Regional District of Okanagan-Similkameen**  
**2024-2028 Operational Financial Plan**  
**UNSIGHTLY/UNTIDY PREMISES - AREAS "D" & "I" - 2600**

2325, 2004 - No Tax Limit

		2023 Budget	2024 Budget	2025 Budget	2026 Budget	2027 Budget	2028 Budget
<b>No Tax Limit</b>		<b>No Tax Limit</b>	<b>No Tax Limit</b>	<b>No Tax Limit</b>	<b>No Tax Limit</b>	<b>No Tax Limit</b>	<b>No Tax Limit</b>
	<b>Revenue</b>	<b>1.59%</b>	<b>1.83%</b>	<b>3.44%</b>	<b>3.44%</b>	<b>3.45%</b>	<b>3.45%</b>
	TAX REQUISITION	61,059	62,178	64,318	66,533	68,825	71,198
	PRIOR YEARS SURPLUS	14,142	-	-	-	-	-
	<b>Total Revenue</b>	<b>\$ 75,201</b>	<b>\$ 62,178</b>	<b>\$ 64,318</b>	<b>\$ 66,533</b>	<b>\$ 68,825</b>	<b>\$ 71,198</b>
	<b>Expense</b>						
	ADMINISTRATION CHARGES	2,160	2,265	2,343	2,423	2,507	2,593
	BYLAW ENFORCEMENT	52,899	58,913	60,975	63,109	65,318	67,604
	CONTRACT SERVICES	5,000	1,000	1,000	1,000	1,000	1,000
	LEGAL FEES	3,000	-	-	-	-	-
	TRANSFER TO RESERVE	12,142	-	-	-	-	-
	<b>Total Expenses</b>	<b>\$ 75,201</b>	<b>\$ 62,178</b>	<b>\$ 64,318</b>	<b>\$ 66,533</b>	<b>\$ 68,825</b>	<b>\$ 71,198</b>



**Regional District of Okanagan-Similkameen  
2024-2028 Operational Financial Plan  
NOISE BYLAWS AREAS "D", "F", "I" - 2700**

BL 1436.01, 2004 - Tax based on Assessment

		2023 Budget	2024 Budget	2025 Budget	2026 Budget	2027 Budget	2028 Budget
\$		126,051					
		<b>COMPLIANT</b>	<b>COMPLIANT</b>	<b>COMPLIANT</b>	<b>COMPLIANT</b>	<b>COMPLIANT</b>	<b>COMPLIANT</b>
	<b>Revenue</b>	0.29%	-2.47%	3.61%	3.59%	3.58%	3.56%
	TAX REQUISITION - AREA 'D', AREA 'F', AREA 'I'	28,996	28,279	29,300	30,353	31,440	32,560
	PRIOR YEARS SURPLUS	456	-	-	-	-	-
	<b>Total Revenue</b>	<u>\$ 29,452</u>	<u>\$ 28,279</u>	<u>\$ 29,300</u>	<u>\$ 30,353</u>	<u>\$ 31,440</u>	<u>\$ 32,560</u>
	<b>Expense</b>						
	ADMINISTRATION CHARGES	982	1,030	1,067	1,106	1,145	1,186
	BYLAW ENFORCEMENT	22,672	25,249	26,133	27,048	27,994	28,974
	CONTRACT SERVICES	5,000	2,000	2,100	2,200	2,300	2,400
	TRANSFER TO RESERVE	798	-	-	-	-	-
	<b>Total Expenses</b>	<u>\$ 29,452</u>	<u>\$ 28,279</u>	<u>\$ 29,300</u>	<u>\$ 30,353</u>	<u>\$ 31,440</u>	<u>\$ 32,560</u>



**Regional District of Okanagan-Similkameen  
2024-2028 Operational Financial Plan  
RECREATION COMMISSION - OK FALLS - 7520**

F714, F715 FI 2524 & 2684 - Assessment

	2023 Budget	2024 Budget	2025 Budget	2026 Budget	2027 Budget	2028 Budget
<b>\$</b>	<b>753,859</b>					
<b>Revenue</b>	<b>REVIEW REQUIRED</b>	<b>REVIEW REQUIRED</b>	<b>REVIEW REQUIRED</b>	<b>REVIEW REQUIRED</b>	<b>REVIEW REQUIRED</b>	<b>REVIEW REQUIRED</b>
	17.79%	2.08%	5.31%	4.06%	4.12%	3.84%
TAX REQUISITION	\$ 755,024	\$ 770,699	\$ 811,623	\$ 844,612	\$ 879,408	\$ 913,141
GRANT REVENUE Garnet Family Park Development	60,000	-	-	-	-	-
RENTAL REVENUE	24,482	25,339	26,226	27,144	28,094	29,077
REGISTRATION FEES - REC PROGRAMS	10,201	15,558	10,928	11,310	11,706	12,116
REGISTRATION FEES - SUMMER PROGRAMS	1,530	1,584	1,639	1,696	1,755	1,816
TRANSFER FROM RESERVE - GAS TAX	-	20,008	31,568	19,147	33,747	20,368
DONATIONS	10,050	-	-	-	-	-
<b>Total Revenue</b>	<b>\$ 861,287</b>	<b>\$ 833,188</b>	<b>\$ 881,984</b>	<b>\$ 903,909</b>	<b>\$ 954,710</b>	<b>\$ 976,518</b>
<b>Expense</b>						
SALARIES & WAGES	290,819	324,777	334,371	344,230	353,914	363,979
NEW FTE AS AUTHORIZED BY THE BOARD SALARIES & WAGES	30,491	(1,637)	6,096	5,948	5,789	5,619
PART TIME WAGES - REC INSTRUCTORS	20,605	21,326	22,072	22,845	23,645	24,473
WAGES - SUMMER STAFF - REC	3,091	3,199	3,311	3,427	3,547	3,671
ADMINISTRATION CHARGES	35,619	37,047	39,030	39,420	41,520	41,902
IS	2,250	2,329	2,411	2,495	2,582	2,672
MAINTENANCE - PARKS	39,000	-	-	-	-	-
GRANT EXPENDITURE #3	773	800	828	857	887	918
CONTRACT SERVICES - PARKS	62,226	78,072	75,228	77,466	79,790	82,199
EDUCATION & TRAINING	3,566	3,991	4,131	4,275	4,425	4,580
PARKS IMPROVEMENTS	31,500	20,008	31,568	19,147	33,747	20,368
INSURANCE - PROPERTY	7,861	8,018	8,299	8,589	8,890	9,201
INSURANCE - LIABILITY	4,668	4,832	5,002	5,177	5,358	5,545
SUPPLIES - RECREATION	12,688	13,132	13,592	14,068	14,561	15,070
SUPPLIES - PARKS	30,089	39,145	41,215	43,357	45,573	47,867
SPECIAL EVENTS	3,091	4,199	3,311	3,427	3,547	3,671
ADVERTISING - PROGRAMS	5,041	5,218	5,400	5,589	5,784	5,986
TRAVEL/LEASING	22,626	25,418	26,307	27,228	28,181	29,167
UTILITIES - P&R - PARK	25,195	26,078	26,990	27,935	28,913	29,924
UTILITIES - P&R - REC CENTRE	6,903	7,145	7,395	7,654	7,922	8,199
MFA LEASING	9,272	9,597	9,933	10,281	10,641	11,013
DEBT INTEREST (Bylaw 2742/2685) + Bylaw 2617/2525)	61,530	79,614	79,614	79,614	79,614	79,614
DEBT PRINCIPAL (Bylaw 2742/2685) + (Bylaw 2617/2525)	79,683	83,880	83,880	83,880	83,880	83,880
BANK CHARGES & INTEREST	-	2,000	2,000	2,000	2,000	2,000
TRANSFER TO RESERVE	72,700	35,000	50,000	65,000	80,000	95,000
<b>Total Expenses</b>	<b>\$ 861,287</b>	<b>\$ 833,188</b>	<b>\$ 881,984</b>	<b>\$ 903,909</b>	<b>\$ 954,710</b>	<b>\$ 976,518</b>



**Regional District of Okanagan-Similkameen  
2024-2028 Operational Financial Plan  
GRANT-IN-AID - AREA "D" - 7950**

Sec 787 (F), LGA Part 5 Sec 176 (1) - Assessment

		2023 Budget	2024 Budget	2025 Budget	2026 Budget	2027 Budget	2028 Budget
\$		115,700					
	<b>Revenue</b>	<b>Compliant</b>	<b>Compliant</b>	<b>Compliant</b>	<b>Compliant</b>	<b>Compliant</b>	<b>Compliant</b>
		-55.48%	14.19%	109.18%	2.86%	2.78%	2.70%
	TAX REQUISITION	7,603	8,682	18,162	18,680	19,199	19,718
	TRANSFER FROM GAS TAX		27,500	-	-	-	-
	TRANSFER FROM OPERATIONAL RESERVES	10,000	10,000	-	-	-	-
	<b>Total Revenue</b>	\$ 17,603	\$ 46,182	\$ 18,162	\$ 18,680	\$ 19,199	\$ 19,718
	<b>Expense</b>						
	ADMINISTRATION CHARGE	603	1,682	662	680	699	718
	GRANTS IN AID	17,000	17,000	17,500	18,000	18,500	19,000
	CONTRIBUTION FOR BUS PURCHASE		27,500	-	-	-	-
	<b>Total Expenses</b>	\$ 17,603	\$ 46,182	\$ 18,162	\$ 18,680	\$ 19,199	\$ 19,718



**Regional District of Okanagan-Similkameen  
2024-2028 Operational Financial Plan  
TRANSIT - AREA "D" - 8500**

6 714, 6,714, BI 2654,2014

		2023 Budget	2024 Budget	2025 Budget	2026 Budget	2027 Budget	2028 Budget
\$		<b>176,563</b>					
	<b>Revenue</b>	<b>Compliant</b>	<b>Compliant</b>	<b>Compliant</b>	<b>Compliant</b>	<b>Compliant</b>	<b>Compliant</b>
		13.15%	11.50%	3.20%	3.20%	3.20%	3.20%
	TAX REQUISITION	119,094	132,790	137,044	141,430	145,962	150,635
	TRANSIT FARES	7,013	7,476	7,715	7,962	8,217	8,480
	PRIOR YEARS SURPLUS	-	4,000	-	-	-	-
	<b>Total Revenue</b>	\$ 126,107	\$ 144,266	\$ 144,759	\$ 149,392	\$ 154,179	\$ 159,115
	<b>Expense</b>						
	SALARIES & WAGES	931	5,294	5,461	5,630	5,807	5,989
	NEW FTE AS AUTHORIZED BY THE BOARD SALARIES & WAGES	1,346	(3,255)	(3,352)	(3,453)	(3,556)	(3,664)
	<b>ADMINISTRATION CHARGES</b>	<b>5,650</b>	<b>6,730</b>	<b>6,946</b>	<b>7,168</b>	<b>7,398</b>	<b>7,635</b>
	MAINTENANCE	1,550	3,200	3,302	3,408	3,518	3,630
	OPERATIONS	115,026	127,597	131,680	135,894	140,243	144,731
	SUPPLIES	4	-	-	-	-	-
	TRANSFER TO OP RESERVE	1,000	4,000	-	-	-	-
	OTHER EXPENSES - MARKETING	600	700	722	745	769	794
	<b>Total Expenses</b>	\$ 126,107	\$ 144,266	\$ 144,759	\$ 149,392	\$ 154,179	\$ 159,115



**Regional District of Okanagan-Similkameen  
2024-2028 Operational Financial Plan  
CEMETERY - ELECTORAL AREA "D" (OKANAGAN FALLS) - 8960**

P715, BL1964 - Assessment

		2023 Budget	2024 Budget	2025 Budget	2026 Budget	2027 Budget	2028 Budget
		77,597					
		<b>Compliant</b>	<b>Compliant</b>	<b>Compliant</b>	<b>Compliant</b>	<b>REVIEW SOON</b>	<b>REVIEW SOON</b>
		N/A	114.53%	-3.43%	2.38%	3.18%	2.79%
<b>Revenue</b>							
CEMETERY FEES		10,200	10,404	10,737	11,081	11,436	11,802
TAX REQUISITION		\$ 34,041	\$ 73,029	\$ 70,524	\$ 72,205	\$ 74,498	\$ 76,572
<b>Total Revenue</b>		\$ 44,241	\$ 83,433	\$ 81,261	\$ 83,286	\$ 85,934	\$ 88,374
<b>Expense</b>							
SALARIES & WAGES		14,324	21,292	21,927	22,587	23,264	23,963
SALARIES & WAGES			28,754	33,501	34,061	35,184	36,060
ADMINISTRATION CHARGES		948	2,348	2,546	2,607	2,690	2,764
OPERATIONS		7,140	-	-	-	-	-
OPERATIONS YARD MAINTENANCE		286	-	-	-	-	-
REPAIRS & MAINTENANCE EQUIPMENT		153	-	-	-	-	-
REPAIRS & MAINTENANCE OFFICE EQUIPMENT		1,086	-	-	-	-	-
BUSINESS FEES & LICENCES		255	-	-	-	-	-
IT SUPPLIES AND SERVICES		357	-	-	-	-	-
VEHICLE REPAIRS AND FUEL		347	-	-	-	-	-
SAFETY EQUIPMENT		306	-	-	-	-	-
CONTRACT SERVICES		-	4,100	4,228	4,360	4,496	4,636
EDUCATION & TRAINING		765	500	516	533	550	568
EDUCATION & TRAINING		306	-	-	-	-	-
PROPERTY INSURANCE		255	260	268	277	286	295
INSURANCE - LIABILITY		204	208	215	222	229	236
LEGAL FEES		255	-	-	-	-	-
OFFICE SUPPLIES		510	-	-	-	-	-
SUPPLIES		-	2,500	2,580	2,663	2,748	2,836
TRAVEL/LEASING		-	3,500	3,096	3,195	3,297	3,403
UTILITIES		-	1,000	1,032	1,066	1,100	1,136
UTILITIES - PHONE		102	-	-	-	-	-
TRAVEL/LEASING		61	-	-	-	-	-
TRANSFER TO CAPITAL RESERVE		5,100	-	11,352	11,715	12,090	12,477
TRANSFER TO OPERATING RESERVE		11,481	-	-	-	-	-
RECOVERABLE FROM TAX REQUISITION		-	18,971	-	-	-	-
<b>Total Expenses</b>		\$ 44,241	\$ 83,433	\$ 81,261	\$ 83,286	\$ 85,934	\$ 88,374



**Regional District of Okanagan-Similkameen  
2024-2028 Operational Financial Plan  
ECONOMIC DEVELOPMENT - AREA "D" - 9380**

2447.01, 2009 No Tax Limit

		2023 Budget	2024 Budget	2025 Budget	2026 Budget	2027 Budget	2028 Budget
<b>No Tax Limit</b>		<b>No Tax Limit</b>	<b>No Tax Limit</b>	<b>No Tax Limit</b>	<b>No Tax Limit</b>	<b>No Tax Limit</b>	<b>No Tax Limit</b>
<b>Revenue</b>		<b>-3.37%</b>	<b>14.66%</b>	<b>9.87%</b>	<b>3.02%</b>	<b>3.00%</b>	<b>3.01%</b>
TAX REQUISITION		159,036	182,351	200,353	206,406	212,593	218,995
TRANSFER FROM OPERATIONAL RESERVES		20,000	-	-	-	-	-
<b>Total Revenue</b>		<b>\$ 179,036</b>	<b>\$ 182,351</b>	<b>\$ 200,353</b>	<b>\$ 206,406</b>	<b>\$ 212,593</b>	<b>\$ 218,995</b>
<b>Expense</b>							
SALARIES & WAGES		131,881	130,835	144,028	148,393	152,840	157,449
NEW FTE AS AUTHORIZED BY THE BOARD SALARIES & WAGES		(45,000)	(32,936)	5,365	5,472	5,581	5,693
ADMINISTRATION CHARGES		8,085	7,070	9,613	9,904	10,201	10,508
BUILDING MAINTENANCE		418	428	442	456	471	486
WEBSITE MAINTENANCE		105	108	111	115	119	123
OPERATIONS		32,963	-	-	-	-	-
RENT		12,000	-	-	-	-	-
CONSULTANTS		5,125	-	-	-	-	-
CONTRACT SERVICES		-	8,000	8,256	8,520	8,792	9,073
EDUCATION & TRAINING		1,538	1,576	1,626	1,678	1,732	1,787
CONFERENCES		-	1,576	1,626	1,678	1,732	1,787
SPECIAL PROJECTS		6,150	6,304	6,506	6,714	6,929	7,151
LEVERAGE FUNDS (BRER) ECONOMIC DEVELOPMENT		5,000	-	-	-	-	-
VISIT SOUTH OKANAGAN CHAMBER OF COMMERCE		3,075	2,500	-	-	-	-
HERITAGE MUSEUM		-	15,000	-	-	-	-
VISITOR INFORMATION CENTER EXPENSES		-	10,000	-	-	-	-
OKANAGAN FALLS REVITALIZATION		7,688	-	-	-	-	-
FACILITY IMPROVEMENTS		-	8,000	8,256	8,520	8,793	9,074
INSURANCE - LIABILITY		669	686	708	731	754	778
OFFICE SUPPLIES		1,077	1,103	1,138	1,174	1,212	1,251
SUPPLIES		-	5,000	5,000	5,000	5,000	5,000
PROMOTION/BROCHURE		-	-	-	-	-	-
PROMOTION/MEDIA KIT		3,075	-	-	-	-	-
TRAVEL/MILEAGE		2,050	2,101	2,168	2,237	2,309	2,383
TELEPHONE/INTERNET/FAX/UTILITIES		3,137	5,000	5,510	5,814	6,128	6,452
TRANSFER TO RESERVES		-	-	-	-	-	-
CONTINGENCY		-	10,000	-	-	-	-
<b>Total Expenses</b>		<b>\$ 179,036</b>	<b>\$ 182,351</b>	<b>\$ 200,353</b>	<b>\$ 206,406</b>	<b>\$ 212,593</b>	<b>\$ 218,995</b>





**Regional District of Okanagan-Similkameen  
2024-2028 Operational Financial Plan  
STREET LIGHTING - HERITAGE HILLS - 9670**

RG731, M715, BL 1454,1993 - Assessment

		2023 Budget	2024 Budget	2025 Budget	2026 Budget	2027 Budget	2028 Budget
\$		35,475					
	<b>Revenue</b>	<b>Compliant</b>	<b>Compliant</b>	<b>Compliant</b>	<b>Compliant</b>	<b>Compliant</b>	<b>Compliant</b>
		2.64%	4.77%	4.58%	5.09%	3.57%	3.57%
	TAX REQUISITION	6,337	6,639	6,943	7,297	7,557	7,827
	TRANSFER FROM OPERATING RESERVE	50	320	260	159	159	159
	<b>Total Revenue</b>	<b>\$ 6,387</b>	<b>\$ 6,959</b>	<b>\$ 7,203</b>	<b>\$ 7,456</b>	<b>\$ 7,716</b>	<b>\$ 7,986</b>
	<b>Expense</b>						
	ADMINISTRATION CHARGES	217	253	262	272	281	291
	UTILITIES - POWER	6,120	6,706	6,941	7,184	7,435	7,695
	TRANSFER TO OPERATING RESERVE	50	-	-	-	-	-
	<b>Total Expenses</b>	<b>\$ 6,387</b>	<b>\$ 6,959</b>	<b>\$ 7,203</b>	<b>\$ 7,456</b>	<b>\$ 7,716</b>	<b>\$ 7,986</b>



**Regional District of Okanagan-Similkameen  
2024-2028 Operational Financial Plan  
STREET LIGHTING - OKANAGAN FALLS - 9690**

		2023 Budget	2024 Budget	2025 Budget	2026 Budget	2027 Budget	2028 Budget
<b>User Fees</b>		N/A	N/A	N/A	N/A	N/A	N/A
	<b>Revenue</b>	N/A	N/A	105.01%	-49.16%	2.00%	2.00%
USER FEES		28,587	58,606	29,792	30,388	30,995	31,616
<b>Total Revenue</b>		\$ 28,587	\$ 58,606	\$ 29,792	\$ 30,388	\$ 30,995	\$ 31,616
	<b>Expense</b>						
SALARIES & WAGES		-	-	-	-	-	-
ADMINISTRATION CHARGES		741	1,616	821	838	854	872
UTILITIES - POWER		27,846	28,403	28,971	29,550	30,141	30,744
UTILITIES - POWER 2023			28,587				
<b>Total Expenses</b>		\$ 28,587	\$ 58,606	\$ 29,792	\$ 30,388	\$ 30,995	\$ 31,616



**Regional District of Okanagan-Similkameen  
2024-2028 Operational Financial Plan  
STERILE INSECT RELEASE PROGRAM - 6000**

1101, 1989 - Assessment

		2023 Budget	2024 Budget	2025 Budget	2026 Budget	2027 Budget	2028 Budget
\$		2,992,268					
	<b>Revenue</b>	<b>Compliant</b>	<b>Compliant</b>	<b>Compliant</b>	<b>Compliant</b>	<b>Compliant</b>	<b>Compliant</b>
		16.21%	6.42%	6.04%	5.97%	5.89%	4.02%
	TAX REQUISITION	485,451	516,622	547,846	580,526	614,724	639,408
	PARCEL TAX	508,737	518,912	529,290	539,876	550,674	572,786
	GRANT IN LIEU OF TAXES	4,500	4,500	4,500	4,500	4,500	4,500
	PRIOR YEARS SURPLUS	(353)	-	-	-	-	-
	<b>Total Revenue</b>	<b>\$ 998,335</b>	<b>\$ 1,040,034</b>	<b>\$ 1,081,636</b>	<b>\$ 1,124,902</b>	<b>\$ 1,169,898</b>	<b>\$ 1,216,694</b>
	<b>Expense</b>						
	ADMINISTRATION CHARGES	25,871	28,672	29,819	31,012	32,252	33,542
	TRANSFER TO SIR	972,464	1,011,362	1,051,817	1,093,890	1,137,646	1,183,152
	<b>Total Expenses</b>	<b>\$ 998,335</b>	<b>\$ 1,040,034</b>	<b>\$ 1,081,636</b>	<b>\$ 1,124,902</b>	<b>\$ 1,169,898</b>	<b>\$ 1,216,694</b>



**Regional District of Okanagan-Similkameen  
2024-2028 Operational Financial Plan  
OKANAGAN BASIN WATER BOARD - 6500**

Limit Based on Assessment

		2023 Budget	2024 Budget	2025 Budget	2026 Budget	2027 Budget	2028 Budget
\$		887,906					
	<b>Revenue</b>	<b>Compliant</b>	<b>Compliant</b>	<b>Compliant</b>	<b>Compliant</b>	<b>REVIEW SOON</b>	<b>REVIEW SOON</b>
		3.85%	2.67%	2.50%	2.50%	2.50%	3.52%
TAX REQUISITION		772,633	793,296	813,129	833,457	854,294	884,381
<b>Total Revenue</b>		<b>\$ 772,633</b>	<b>\$ 793,296</b>	<b>\$ 813,129</b>	<b>\$ 833,457</b>	<b>\$ 854,294</b>	<b>\$ 884,381</b>
	<b>Expense</b>						
ADMINISTRATION CHARGES		20,022	21,870	22,417	22,977	23,552	24,381
TRANSFER TO OBWB		752,611	771,426	790,712	810,480	830,742	860,000
<b>Total Expenses</b>		<b>\$ 772,633</b>	<b>\$ 793,296</b>	<b>\$ 813,129</b>	<b>\$ 833,457</b>	<b>\$ 854,294</b>	<b>\$ 884,381</b>



**Regional District of Okanagan-Similkameen  
2024-2028 Operational Financial Plan  
OKANAGAN REGIONAL LIBRARY - 9900**

**BI 1906 - No Tax Limit**

		2023 Budget	2024 Budget	2025 Budget	2026 Budget	2027 Budget	2028 Budget
<b>No Tax Limit</b>		<b>No Tax Limit</b>	<b>No Tax Limit</b>	<b>No Tax Limit</b>	<b>No Tax Limit</b>	<b>No Tax Limit</b>	<b>No Tax Limit</b>
	<b>Revenue</b>	<b>5.36%</b>	<b>3.19%</b>	<b>3.01%</b>	<b>3.01%</b>	<b>3.01%</b>	<b>0.72%</b>
TAX REQUISITION		935,777	965,623	994,715	1,024,619	1,055,421	1,062,984
GRANT IN LIEU OF TAXES		6,121	6,182	6,244	6,369	6,496	6,500
PRIOR YEARS SURPLUS		343	-	-	-	-	-
<b>Total Revenue</b>		<b>\$ 942,241</b>	<b>\$ 971,805</b>	<b>\$ 1,000,959</b>	<b>\$ 1,030,988</b>	<b>\$ 1,061,917</b>	<b>\$ 1,069,484</b>
	<b>Expense</b>						
ADMINISTRATION CHARGES		24,409	26,791	27,595	28,423	29,275	29,484
TRANSFER TO OPERATIONAL RESERVE		343	-	-	-	-	-
TRANSFER TO OKANAGAN LIBRARY		917,489	945,014	973,364	1,002,565	1,032,642	1,040,000
<b>Total Expenses</b>		<b>\$ 942,241</b>	<b>\$ 971,805</b>	<b>\$ 1,000,959</b>	<b>\$ 1,030,988</b>	<b>\$ 1,061,917</b>	<b>\$ 1,069,484</b>



## Regional District of Okanagan-Similkameen

2024-2028 Schedule F.12

### **Individual Requisitions**

#### **Electoral Area 'E'**

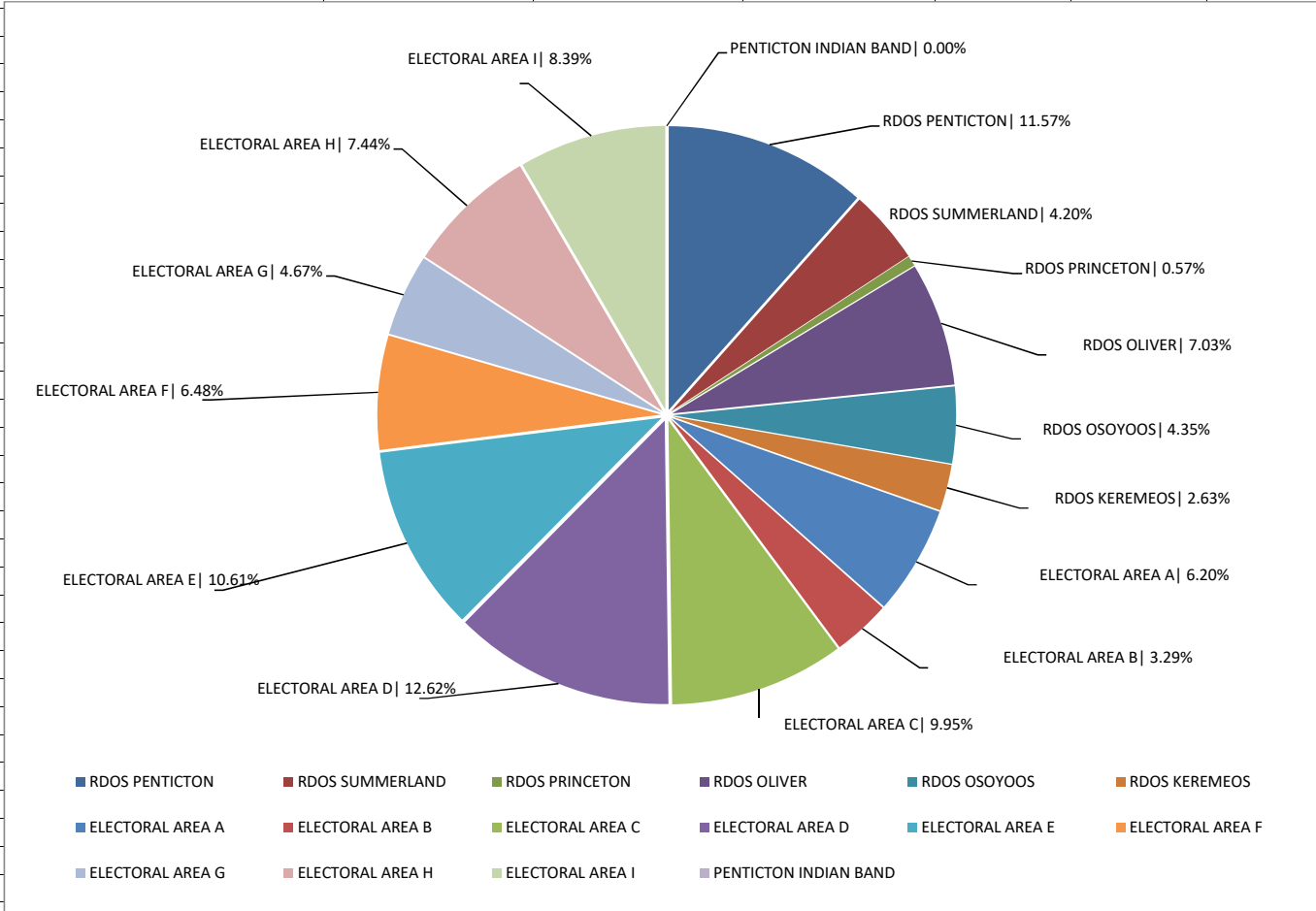
Included in this schedule:

- Summary of Tax Requisitions listing all jurisdictions
- Detail by specific jurisdictions
- Comparison of Tax Requisition by Municipality and Electoral Area
- Individual RDOS portion of tax per various property values\*
- 2024-2028 Operating budget which affect only the member Municipality / Electoral Area
- Capital projects which Electoral 'E' contributed funds (if applicable)

\*This comparison is a weighted average

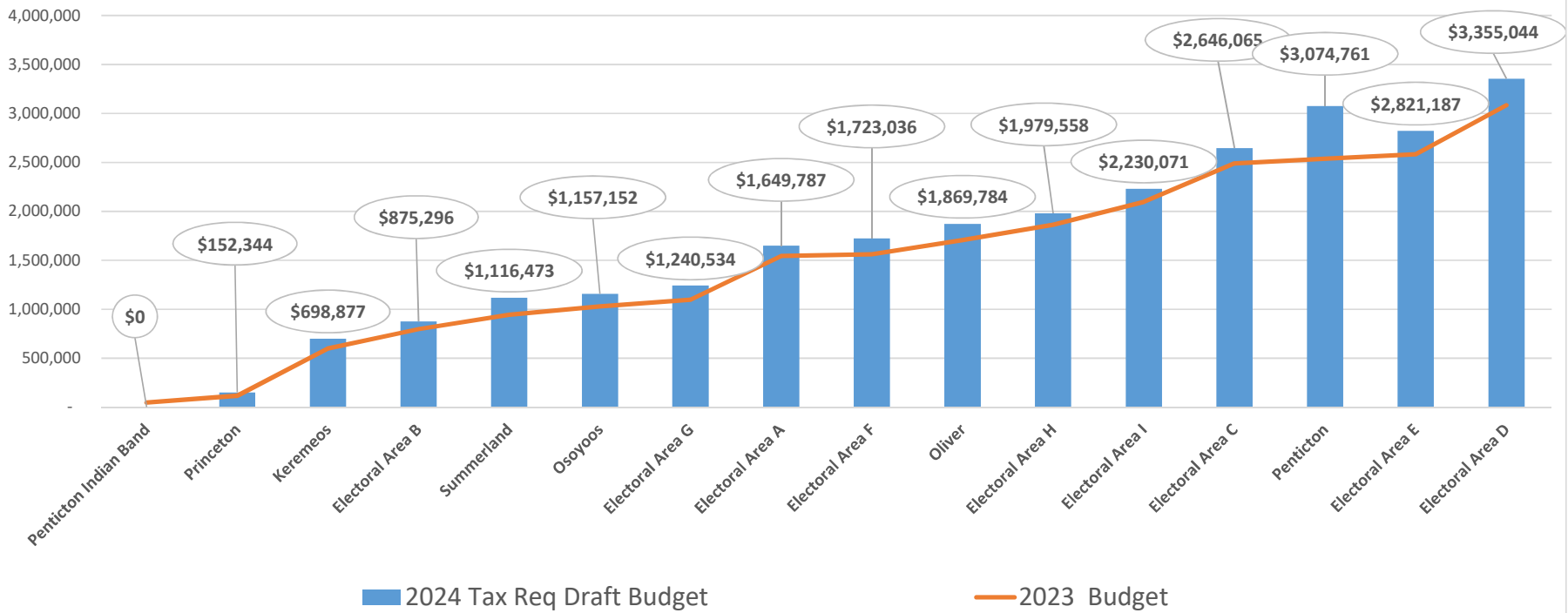
**REGIONAL DISTRICT OKANAGAN-SIMILKAMEEN  
2024 TOTAL REQUISITION SUMMARY**

	<u>2024</u>	<u>2023</u>	<u>\$ Change</u>	<u>% Change</u>	<u>Non-Market Growth %</u>	<u>Net Change %</u>
<b>RDOS PENTICTON</b>	\$ 3,074,761	\$ 2,537,608	\$ 537,153	21.17%	1.05%	20.12%
<b>RDOS SUMMERLAND</b>	1,116,473	944,706	171,767	18.18%	1.77%	16.41%
<b>RDOS PRINCETON</b>	152,344	116,462	35,882	30.81%	0.86%	29.95%
<b>RDOS OLIVER</b>	1,869,784	1,713,954	155,830	9.09%	1.44%	7.65%
<b>RDOS OSOYOOS</b>	1,157,152	1,030,070	127,082	12.34%	1.21%	11.13%
<b>RDOS KEREMEOS</b>	698,877	601,320	97,557	16.22%	1.07%	15.15%
	<b>8,069,392</b>	<b>6,944,120</b>	<b>1,125,272</b>	<b>16.20%</b>	<b>1.24%</b>	<b>14.96%</b>
<b>PENTICTON INDIAN BAND</b>	-	46,265	(46,265)	-100.00%		
<b>ELECTORAL AREA A</b>	1,649,787	1,541,512	108,275	7.02%	2.58%	4.44%
<b>ELECTORAL AREA B</b>	875,296	793,520	81,776	10.31%	5.35%	4.96%
<b>ELECTORAL AREA C</b>	2,646,065	2,478,883	167,182	6.74%	1.60%	5.14%
<b>ELECTORAL AREA D</b>	3,355,044	3,083,591	271,453	8.80%	0.99%	7.81%
<b>ELECTORAL AREA E</b>	2,821,187	2,587,328	233,859	9.04%	3.74%	5.30%
<b>ELECTORAL AREA F</b>	1,723,036	1,560,889	162,147	10.39%	1.54%	8.85%
<b>ELECTORAL AREA G</b>	1,240,534	1,097,296	143,238	13.05%	1.41%	11.64%
<b>ELECTORAL AREA H</b>	1,979,558	1,861,140	118,418	6.36%	2.10%	4.26%
<b>ELECTORAL AREA I</b>	2,230,071	2,097,712	132,359	6.31%	1.30%	5.01%
	<b>18,520,578</b>	<b>17,101,871</b>	<b>1,418,707</b>	<b>8.30%</b>	<b>2.04%</b>	<b>6.26%</b>
<b>TOTAL TAX REQUISITION FOR ALL BUDGETS</b>	<b>\$ 26,589,969</b>	<b>\$ 24,092,256</b>	<b>\$ 2,497,713</b>	<b>10.37%</b>	<b>1.49%</b>	<b>8.88%</b>



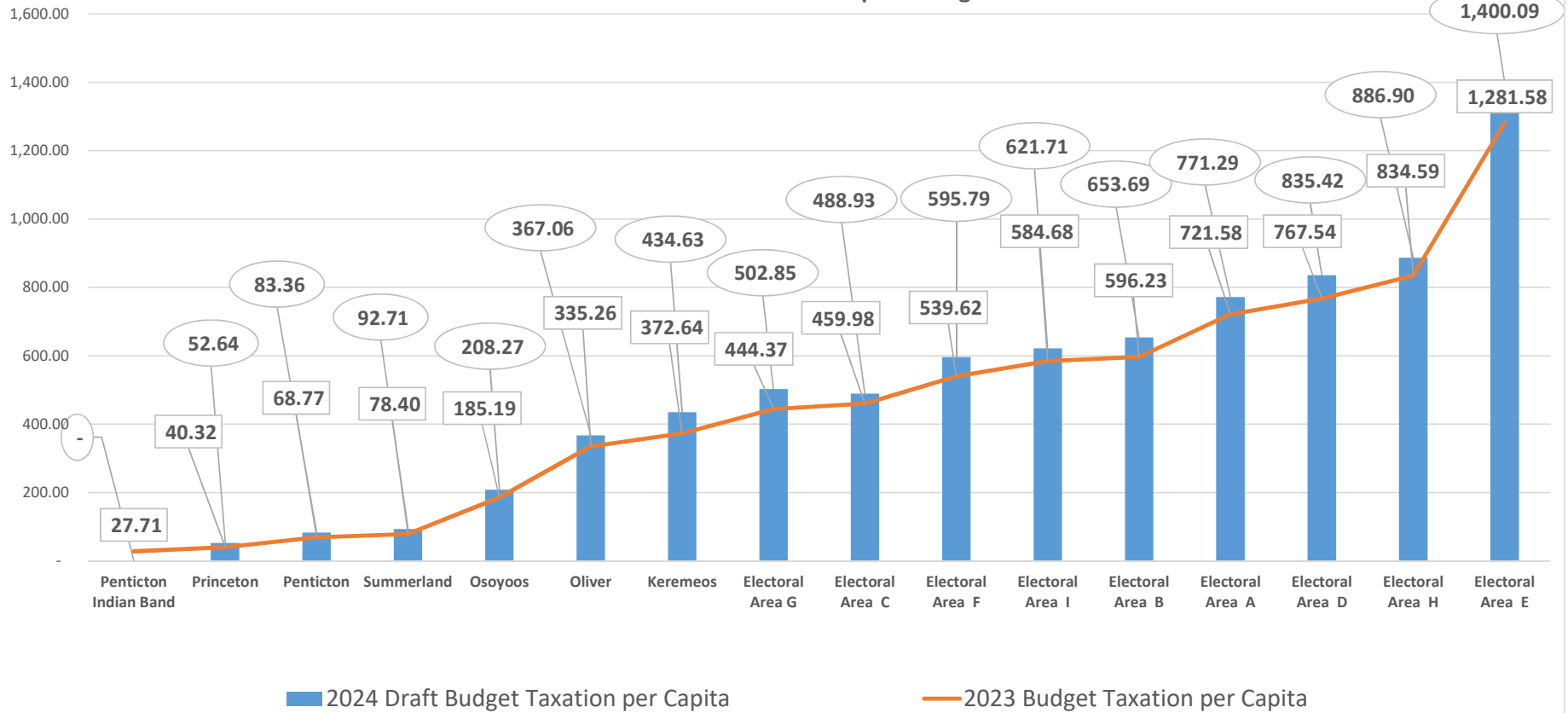
- RDOS PENTICTON
- RDOS SUMMERLAND
- RDOS PRINCETON
- RDOS OLIVER
- RDOS OSOYOOS
- RDOS KEREMEOS
- ELECTORAL AREA A
- ELECTORAL AREA B
- ELECTORAL AREA C
- ELECTORAL AREA D
- ELECTORAL AREA E
- ELECTORAL AREA F
- ELECTORAL AREA G
- ELECTORAL AREA H
- ELECTORAL AREA I
- PENTICTON INDIAN BAND

### RDOS 2024 Tax Requisition as at First Reading - Comparison to 2023 Requisition by Member Municipality and Electoral - At Adoption

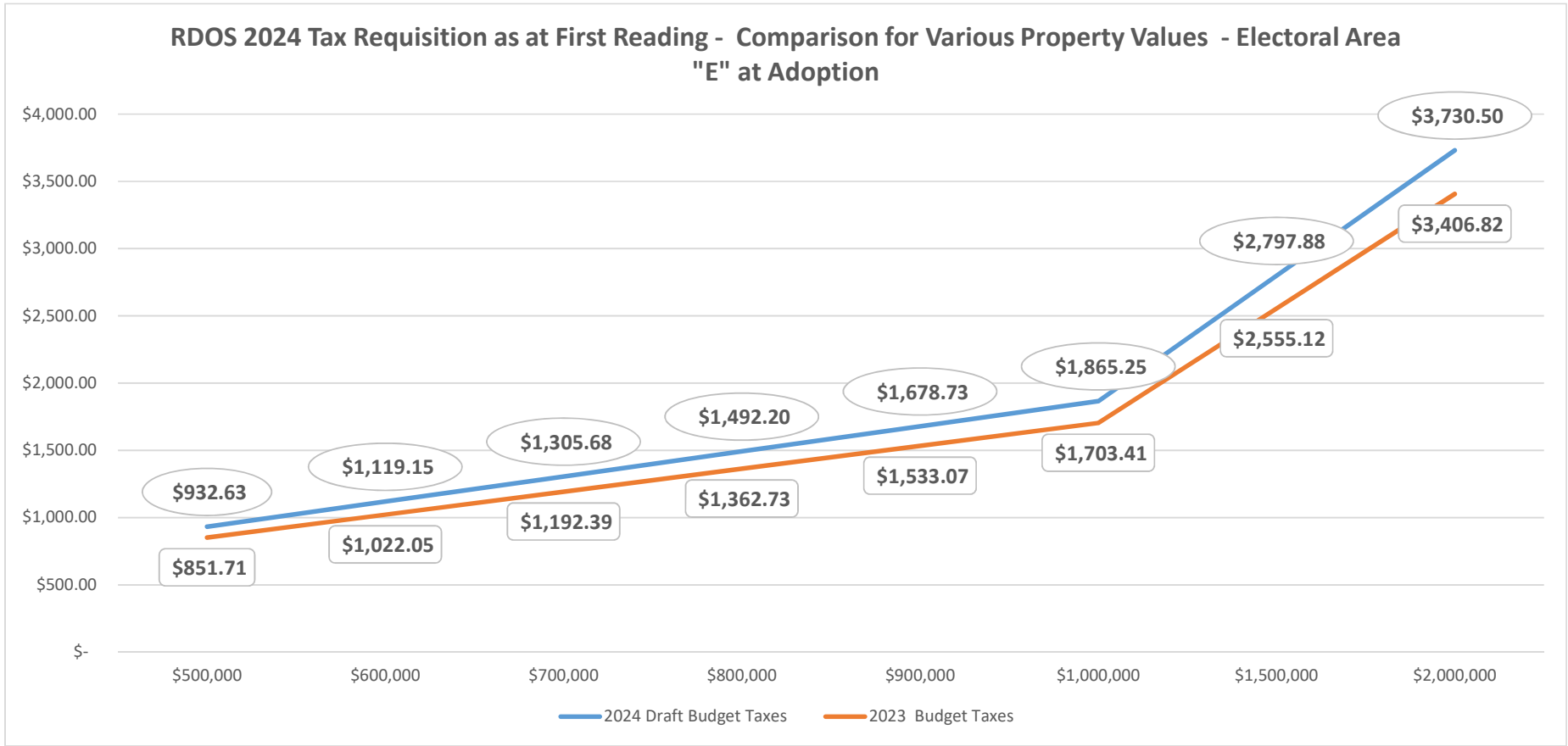




**RDOS 2024 Taxation Per Capita Comparison as at First Reading - Comparison to 2023 by Member Municipality and Electoral Area - Adopted Budget**



**RDOS 2024 Tax Requisition as at First Reading - Comparison for Various Property Values - Electoral Area "E" at Adoption**





**Regional District of Okanagan-Similkameen  
2024-2028 Operational Financial Plan  
GENERAL GOVERNMENT - 0100**

SLP, 1966 - No Tax Limit

		2023 Budget	2024 Budget	2025 Budget	2026 Budget	2027 Budget	2028 Budget
<b>No Tax Limit</b>		<b>No Tax Limit</b>	<b>No Tax Limit</b>	<b>No Tax Limit</b>	<b>No Tax Limit</b>	<b>No Tax Limit</b>	<b>No Tax Limit</b>
<b>Revenue</b>		<b>7.05%</b>	<b>36.51%</b>	<b>9.93%</b>	<b>3.21%</b>	<b>2.85%</b>	<b>2.85%</b>
TAX REQUISITION		1,612,212	2,200,765	2,419,219	2,496,980	2,568,023	2,641,328
GRANT IN LIEU OF TAXES		5,101	5,101	5,101	5,101	5,101	5,101
RECOVERIES - FOI			400	400	400	400	400
INTEREST INCOME		128,533	-	-	-	-	-
TRANSFER FROM OPERATIONAL RESERVE		57,000	80,000	80,000	80,000	80,000	80,000
MISCELLANEOUS REVENUE		10,201	5,000	5,000	5,000	5,000	5,000
PRIOR YEARS SURPLUS		349,206	-	-	-	-	-
<b>Total Revenue</b>		<b>\$ 2,162,253</b>	<b>\$ 2,291,266</b>	<b>\$ 2,509,720</b>	<b>\$ 2,587,481</b>	<b>\$ 2,658,524</b>	<b>\$ 2,731,829</b>
<b>Expense</b>							
SALARIES & WAGES		1,031,527	1,156,722	1,194,003	1,232,557	1,272,320	1,313,491
NEW FTE AS AUTHORIZED BY THE BOARD SALARIES & WAGES		29,722	256,687	412,739	421,252	429,942	438,820
SALARIES & WAGES - CRIME STOPPERS		92,000	92,500	92,500	92,500	92,500	92,500
HONORARIUMS - DIRECTORS		377,235	416,000	426,060	437,060	447,987	459,186
HONORARIUMS - CHAIRMAN		42,768	44,710	46,275	47,894	49,571	51,306
HONORARIUMS - VICE CHAIRMAN		7,993	8,177	8,463	8,759	9,065	9,383
<b>ADMINISTRATION CHARGE</b>		<b>99,666</b>	<b>133,732</b>	<b>146,987</b>	<b>151,015</b>	<b>155,226</b>	<b>159,570</b>
EDUCATION & TRAINING			1,200	1,242	1,285	1,330	1,377
INSURANCE - PROPERTY		4,467	6,500	6,728	6,963	7,207	7,459
INSURANCE - LIABILITY		31,181	42,000	43,470	44,991	46,566	48,196
SUPPLIES - BOARD DINNERS		25,000	27,000	27,945	28,923	29,935	30,983
ASSET MANAGEMENT SOFTWARE			33,238	34,568	34,568	35,951	37,389
TRAVEL - STAFF		10,302	12,000	12,360	12,731	13,113	13,506
TRAVEL - UBCM & OMMA CONVENTION			-	-	-	-	-
TRAVEL - BOARD		15,453	16,000	16,480	16,974	17,484	18,008
BOARD STAFF RECOGNITION			10,000	10,300	10,609	10,927	11,255
INTERNAL DEBT PRINCIPAL & INTEREST (SYR RESERVE BORROWING)			9,800	19,600	29,400	29,400	29,400
TRANSFER FROM OPERATIONAL RESERVE		349,206	-	-	-	-	-
TRANSFER TO DEPOSIT ACCOUNT		10,302	10,000	10,000	10,000	10,000	10,000
REGIONAL GRANT IN AID - Ha Ha Ha Kidz Fest		5,000	-	-	-	-	-
REGIONAL GRANT IN AID - Okanagan Similkameen Conservation Alliance		3,500	-	-	-	-	-
REGIONAL GRANT IN AID - South Okanagan Immigrant and Community Services		3,500	-	-	-	-	-
REGIONAL GRANT IN AID - Community Wellness Circle							
REGIONAL GRANT IN AID - Peach City Community Radio Society		5,250	-	-	-	-	-
REGIONAL GRANT IN AID - DB Foundation for Health Research			5,000	-	-	-	-
CARBON MITIGATION EXPENSE		6,181	-	-	-	-	-
SAFETY TRACKING - VEHICLES		12,000	-	-	-	-	-
<b>Total Expenses</b>		<b>\$ 2,162,253</b>	<b>\$ 2,291,266</b>	<b>\$ 2,509,720</b>	<b>\$ 2,587,481</b>	<b>\$ 2,658,524</b>	<b>\$ 2,731,829</b>



**Regional District of Okanagan-Similkameen  
2024-2028 Operational Financial Plan  
INVASIVE SPECIES (formerly noxious weeds) - 0200**

BL 2065.02, 2021 - Maximum Levy

		2023 Budget	2024 Budget	2025 Budget	2026 Budget	2027 Budget	2028 Budget
<b>\$</b>		<b>68,750</b>					
	<b>Revenue</b>						
		<b>REVIEW SOON</b>	<b>REVIEW REQUIRED</b>	<b>REVIEW REQUIRED</b>	<b>REVIEW REQUIRED</b>	<b>REVIEW REQUIRED</b>	<b>REVIEW REQUIRED</b>
		4.87%	34.96%	3.42%	3.43%	3.42%	3.42%
TAX REQUISITION		66,360	89,562	92,622	95,797	99,073	102,465
GRANT IN LIEU OF TAXES		93	96	100	103	107	110
TRANSFER FROM OPERATIONAL RESERVES		22,003	-	-	-	-	-
PROVINCIAL GRANTS		12,000	12,420	12,855	13,305	13,770	14,252
<b>Total Revenue</b>		<b>\$ 100,456</b>	<b>\$ 102,078</b>	<b>\$ 105,577</b>	<b>\$ 109,205</b>	<b>\$ 112,950</b>	<b>\$ 116,827</b>
	<b>Expense</b>						
SALARIES & WAGES		12,117	13,490	13,892	14,312	14,739	15,182
SALARIES & WAGES		-	-	-	-	-	-
ADMINISTRATION CHARGE		3,339	3,718	3,845	3,978	4,114	4,255
CONSULTANTS		50,000	51,750	53,561	55,436	57,376	59,384
CONSULTANTS - ABATEMENT PROGRAM		32,000	33,120	34,279	35,479	36,721	38,006
TRANSFER TO OPERATING RESERVE		3,000	-	-	-	-	-
<b>Total Expenses</b>		<b>\$ 100,456</b>	<b>\$ 102,078</b>	<b>\$ 105,577</b>	<b>\$ 109,205</b>	<b>\$ 112,950</b>	<b>\$ 116,827</b>



**Regional District of Okanagan-Similkameen  
2024-2028 Operational Financial Plan  
ELECTORAL AREA ADMINISTRATION - 0300**

SLP, 1966 - No Tax Limit

	2023 Budget	2024 Budget	2025 Budget	2026 Budget	2027 Budget	2028 Budget
<b>No Tax Limit</b>	<b>No Tax Limit</b>	<b>No Tax Limit</b>	<b>No Tax Limit</b>	<b>No Tax Limit</b>	<b>No Tax Limit</b>	<b>No Tax Limit</b>
<b>Revenue</b>	<b>16.41%</b>	<b>-2.41%</b>	<b>3.37%</b>	<b>3.39%</b>	<b>3.38%</b>	<b>3.38%</b>
TAX REQUISITION - ALL AREAS	2,667,222	2,602,949	2,690,603	2,781,939	2,875,877	2,973,078
GRANT IN LIEU OF TAXES	5,100	5,100	5,100	5,100	5,100	5,100
GRANTS	-	-	-	-	-	-
SEARCH FEES	-	5,000	5,100	5,202	5,306	5,412
TRANSFER FROM OPERATIONAL RESERVES	-	-	-	-	-	-
TRANSFER FROM RURAL AREA FEASIBILITY FUND	-	-	-	-	-	-
PROVINCIAL GRANTS	150,000	50,000	-	-	-	-
MISCELLANEOUS REVENUE	168,300	165,000	165,000	165,000	165,000	165,000
RECOVERABLE HERITAGE HILLS SEWER	80,000	150,000	-	-	-	-
RECOVERABLE HERITAGE HILLS WATER	-	20,000	-	-	-	-
HR SERVICES REVENUE	-	20,000	-	-	-	-
PRIOR YEARS SURPLUS	14,454	-	-	-	-	-
<b>Total Revenue</b>	<b>\$ 3,085,076</b>	<b>\$ 3,018,049</b>	<b>\$ 2,865,803</b>	<b>\$ 2,957,241</b>	<b>\$ 3,051,283</b>	<b>\$ 3,148,590</b>
<b>Expense</b>						
SALARIES & WAGES	2,351,382	2,513,167	2,594,408	2,678,319	2,764,827	2,854,354
NEW FTE AS AUTHORIZED BY THE BOARD SALARIES & WAGES	171,817	(178,157)	(161,837)	(166,920)	(172,366)	(177,981)
HONORARIUMS - DIRECTORS	181,000	186,430	192,023	197,784	203,717	209,829
ADMINISTRATION CHARGES	171,123	175,609	169,549	174,968	180,542	186,309
MEMBERSHIP & DUES	19,000	22,000	22,660	23,340	24,040	24,761
SPECIAL PROJECTS - AREA D - SKAHA ESTATES	-	200,000	-	-	-	-
SPECIAL PROJECTS - ELECTIONS	-	25,000	25,000	25,750	26,523	27,318
HERITAGE HILLS SEWER STUDY CF	150,000	50,000	-	-	-	-
VEHICLE DEPRECIATION	5,000	5,000	5,000	5,000	5,000	5,000
EQUIPMENT	7,000	7,000	7,000	7,000	7,000	7,000
LEGAL FEES	2,500	2,500	2,500	2,500	2,500	2,500
SUPPLIES	300	-	-	-	-	-
UTILITIES - TELEPHONE	10,000	6,000	6,000	6,000	6,000	6,000
TRANSFER TO OPERATIONAL RESERVE	14,454	-	-	-	-	-
CONTINGENCY	1,500	1,500	1,500	1,500	1,500	1,500
OTHER EXPENSES - MISCELLANEOUS	-	2,000	2,000	2,000	2,000	2,000
<b>Total Expenses</b>	<b>\$ 3,085,076</b>	<b>\$ 3,018,049</b>	<b>\$ 2,865,803</b>	<b>\$ 2,957,241</b>	<b>\$ 3,051,283</b>	<b>\$ 3,148,590</b>



**Regional District of Okanagan-Similkameen  
2024-2028 Operational Financial Plan  
911 EMERGENCY CALL SYSTEM - 0400**

BI 1095 & 1096 - No Tax Limit

		2023 Budget	2024 Budget	2025 Budget	2026 Budget	2027 Budget	2028 Budget
<b>No Tax Limit</b>		<b>No Tax Limit</b>	<b>No Tax Limit</b>	<b>No Tax Limit</b>	<b>No Tax Limit</b>	<b>No Tax Limit</b>	<b>No Tax Limit</b>
	<b>Revenue</b>	<b>10.27%</b>	<b>19.71%</b>	<b>2.74%</b>	<b>2.75%</b>	<b>2.77%</b>	<b>-9.81%</b>
	TAX REQUISITION	1,089,450	1,304,207	1,340,007	1,376,887	1,414,981	1,276,188
	GRANT IN LIEU OF TAXES	1,880	1,899	1,918	2,000	2,050	2,100
	PRIOR YEARS SURPLUS	21,550	17,466	-	-	-	-
	<b>Total Revenue</b>	<b>\$ 1,112,880</b>	<b>\$ 1,323,572</b>	<b>\$ 1,341,925</b>	<b>\$ 1,378,887</b>	<b>\$ 1,417,031</b>	<b>\$ 1,278,288</b>
	<b>Expense</b>						
	SALARIES & WAGES	105,466	107,629	111,257	115,002	118,876	122,887
	SALARIES & WAGES		18,772	19,341	19,928	20,526	21,142
	ADMINISTRATION CHARGES	31,343	37,439	38,627	39,853	41,118	42,424
	SITE & RADIO MAINTENANCE - ANNUAL CONTRACTS	25,486	25,613	26,433	27,279	28,152	29,053
	UNSCHEDULED MTNCE - FIREHALLS	10,483	15,000	15,480	15,975	16,486	17,014
	UNSCHEDULED MAINTENANCE - TOWERS	15,453	15,000	15,480	15,975	16,486	17,014
	OP - EQPT RENTAL - TRANSMITTER LEASE & M	93,873	110,000	113,520	117,153	120,902	124,771
	CONTRACTS - CENTRAL FIRE Dispatch	377,733	411,957	425,140	438,744	452,784	467,273
	CONTRACTS - OTHER RD - CORD - CENTRAL DI	195,894	199,812	206,206	212,805	219,615	226,643
	INSURANCE - PROPERTY	9,710	9,904	9,954	10,004	10,054	10,104
	INSURANCE - LIABILITY	5,500	5,638	5,666	5,694	5,722	5,751
	LEGAL FEES	3,000	3,000	3,096	3,195	3,297	3,403
	UHF AND VHF RADIO LICENSES	15,724	18,000	18,576	19,170	19,783	20,416
	UTILITIES - TELEPHONE	24,992	25,117	25,921	26,750	27,606	28,489
	DEBT INTEREST (Bylaw 2780/2623)	47,256	47,256	47,256	47,256	47,256	-
	DEBT PRINCIPAL (Bylaw 2780/2623)	130,864	130,864	130,864	130,864	130,864	-
	TRANSFER TO RESERVE CAPITAL	5,000	75,000	77,400	79,877	82,433	85,071
	TRANSFER TO RESERVES RE INTEREST	103	105	108	111	115	119
	TRANSFER TO OPERATING RESERVE	5,000	42,466	25,800	26,626	27,478	28,357
	CONTINGENCY	10,000	25,000	25,800	26,626	27,478	28,357
	<b>Total Expenses</b>	<b>\$ 1,112,880</b>	<b>\$ 1,323,572</b>	<b>\$ 1,341,925</b>	<b>\$ 1,378,887</b>	<b>\$ 1,417,031</b>	<b>\$ 1,278,288</b>



**Regional District of Okanagan-Similkameen  
2024-2028 Operational Financial Plan  
EMERGENCY PLANNING - 0410**

BL 2322, 2004 - No Tax Limit

	2023 Budget	2024 Budget	2025 Budget	2026 Budget	2027 Budget	2028 Budget
<b>No Tax Limit</b>	<b>No Tax Limit</b>	<b>No Tax Limit</b>	<b>No Tax Limit</b>	<b>No Tax Limit</b>	<b>No Tax Limit</b>	<b>No Tax Limit</b>
<b>Revenue</b>	<b>0.40%</b>	<b>114.64%</b>	<b>3.71%</b>	<b>-1.04%</b>	<b>2.05%</b>	<b>1.59%</b>
TAX REQUISITION	366,922	787,555	816,763	808,256	824,807	837,880
GRANT IN LIEU OF TAXES	550	555	561	570	575	600
TRANSFER FROM OPERATING RESERVE	60,000	-	-	-	-	-
PROVINCIAL GRANTS (Carry Forward)	1,266,103	1,583,024	-	-	-	-
PROV GRANTS - UBCM CRI	-	100,000	-	-	-	-
PRIOR YEARS SURPLUS	40,560	-	-	-	-	-
<b>Total Revenue</b>	<b>\$ 1,734,135</b>	<b>\$ 2,471,134</b>	<b>\$ 817,324</b>	<b>\$ 808,826</b>	<b>\$ 825,382</b>	<b>\$ 838,480</b>
<b>Expense</b>						
SALARIES & WAGES	136,154	178,576	184,291	190,195	196,285	202,585
SALARIES & WAGES		235,802	299,734	283,784	291,480	299,387
HONORARIUMS	7,085	7,120	7,156	7,192	7,228	7,264
ADMINISTRATION CHARGES	56,237	79,409	37,029	36,610	37,394	38,011
IT SUPPORT COSTS	3,500	3,605	3,713	3,825	3,939	4,057
FLOOD HAZARD RIKS ASSESSMENT - CF	-	100,000	-	-	-	-
UBCM CEPF - EMERGENCY SUPPORT SERVICES GRANT CF	89,750	-	-	-	-	-
UBCM CRI - FIRESMART GRANT STREAM 1 (OPERATIONS CF)	355,038	-	-	-	-	-
FIRESMART GRANT STREAM 1 (OPERATIONS)	-	240,997	-	-	-	-
EOC SANDBAG OPERATIONS	15,000	15,000	15,075	15,150	15,226	15,302
UBCM - CRI - FIRESMART GRANT STREAM (STAFFING) 2022 GRANT	406,020	-	-	-	-	-
UBCM - CRI - FIRESMART GRANT STREAM (STAFFING) 2022 GRANT	98,130	-	-	-	-	-
UBCM CEPR HEAT PREPAREDNESS CF	300,000	300,000	-	-	-	-
2023 CEPF UCBM GRANT CF	-	117,000	-	-	-	-
2023 EOC CEPF UBCM GRANT EXPENSE CF	-	112,790	-	-	-	-
2023 UBCM CRI FIRESMART GRANT CF	-	200,000	-	-	-	-
2023 CRI FIRESMART GRANT - AREA "A" CF	-	49,997	-	-	-	-
2023 CRI FIRESMART GRANT - AREA "B" CF	-	45,320	-	-	-	-
2023 CRI FIRESMART GRANT - AREA "C" CF	-	45,320	-	-	-	-
2023 CRI FIRESMART GRANT - AREA "D" CF	-	45,320	-	-	-	-
2023 CRI FIRESMART GRANT - AREA "E" CF	-	45,320	-	-	-	-
2023 CRI FIRESMART GRANT - AREA "F" CF	-	45,320	-	-	-	-
2023 CRI FIRESMART GRANT - AREA "G" CF	-	45,320	-	-	-	-
2023 CRI FIRESMART GRANT - AREA "H" CF	-	50,000	-	-	-	-
2023 CRI FIRESMART GRANT - AREA "I" CF	-	45,320	-	-	-	-
2023 E-911 GRANT	-	45,000	-	-	-	-
2024 CEPF DISASTER RISK REDUCTION GRANT	-	150,000	-	-	-	-
CONSULTANTS	4,000	4,080	4,100	4,121	4,142	4,163
AGREEMENT - REGIONAL SEARCH & RESCUE	71,500	90,000	90,450	90,902	91,357	91,814
OPERATIONAL SUPPORT ANIMAL EMERGENCY RESPONSE	10,000	15,000	15,075	15,150	15,226	15,302
REVIEW OF EMERGENCY PROGRAM	60,000	-	-	-	-	-
EDUCATION & TRAINING	25,502	25,630	25,758	25,887	26,016	26,146
EOC SUPPLIES	7,000	8,000	8,040	8,080	8,120	8,161
EQUIPMENT	5,239	5,000	5,050	5,100	5,150	5,200
EQUIPEMENT - SOFTWARE	-	26,000	26,100	26,200	26,300	26,400
INSURANCE - LIABILITY	3,000	3,060	3,121	3,184	3,247	-
INSURANCE - VEHICLE	900	3,000	3,015	3,030	3,045	3,060
LEGAL FEES	1,000	1,000	1,000	1,000	1,000	1,000
SUPPLIES	1,500	3,500	3,515	3,530	3,545	3,550
EOC SUPPLIES	10,000	10,000	10,050	10,100	10,151	10,202
SUPPLIES - MEALS	1,000	1,020	1,040	1,061	1,082	1,087
TRAVEL/LEASING	7,000	7,140	7,283	7,428	7,577	7,578
UTILITIES - TELEPHONE	4,020	5,500	5,528	5,556	5,584	5,612
TRANSFER TO OPERATING RESERVE	40,560	45,368	45,595	45,823	46,052	46,282
EMERGENCY SOCIAL SERVICES	15,000	15,300	15,606	15,918	16,236	16,317
<b>Total Expenses</b>	<b>\$ 1,734,135</b>	<b>\$ 2,471,134</b>	<b>\$ 817,324</b>	<b>\$ 808,826</b>	<b>\$ 825,382</b>	<b>\$ 838,480</b>



**Regional District of Okanagan-Similkameen  
2024-2028 Operational Financial Plan  
BUILDING INSPECTION - 2500**

2132, 2002 - No Tax Limit

		2023 Budget	2024 Budget	2025 Budget	2026 Budget	2027 Budget	2028 Budget
<b>No Tax Limit</b>		<b>No Tax Limit</b>	<b>No Tax Limit</b>	<b>No Tax Limit</b>	<b>No Tax Limit</b>	<b>No Tax Limit</b>	<b>No Tax Limit</b>
	<b>Revenue</b>	<b>1.74%</b>	<b>5.61%</b>	<b>5.40%</b>	<b>4.59%</b>	<b>4.69%</b>	<b>3.66%</b>
TAX REQUISITION		332,410	351,044	369,987	386,961	405,106	419,927
GRANT IN LIEU OF TAXES		1,836	1,855	1,873	1,901	1,939	-
FEE FOR SERVICE		30,603	30,909	31,218	31,686	32,320	33,000
ENFORCEMENT FEES		2,550	4,000	4,200	4,400	4,600	4,800
BUILDING PERMITS		743,389	758,000	770,000	785,000	800,000	820,000
TRANSFER FROM OPERATIONAL RESERVE		35,000	-	-	-	-	-
MISCELLANEOUS REVENUE		13,591	10,000	11,000	12,000	13,000	14,000
PRIOR YEARS SURPLUS		289,036	-	-	-	-	-
<b>Total Revenue</b>		<b>\$ 1,448,415</b>	<b>\$ 1,155,808</b>	<b>\$ 1,188,278</b>	<b>\$ 1,221,948</b>	<b>\$ 1,256,965</b>	<b>\$ 1,291,727</b>
	<b>Expense</b>						
SALARIES & WAGES		859,661	895,952	922,365	949,580	977,542	1,006,438
SALARIES & WAGES			1,449	1,500	1,552	1,599	1,647
ADMINISTRATION CHARGES		62,450	67,274	69,185	71,162	73,218	75,252
OPERATIONS - FACILITIES RENTALS		6,181	7,000	7,500	8,000	8,500	9,000
CONTRACTS		20,000	-	-	-	-	-
EDUCATION & TRAINING		12,363	10,000	10,100	10,200	10,300	10,400
DEPRECIATION		15,453	15,685	15,920	16,238	16,563	17,000
EQUIPMENT		21,452	15,000	15,500	16,000	16,500	17,000
INSURANCE - LIABILITY		46,008	46,698	47,398	48,346	49,313	50,000
LEGAL FEES		30,907	31,000	32,000	33,000	33,500	34,000
SUPPLIES		5,151	5,250	5,300	5,350	5,400	5,450
ADVERTISING		2,060	2,000	2,010	2,020	2,030	2,040
TRAVEL/LEASING		36,058	37,000	37,500	38,000	39,500	40,000
UTILITIES - TELEPHONE		11,332	11,500	12,000	12,500	13,000	13,500
TRANSFER TO OPERATIONAL RESERVE		314,188	5,000	5,000	5,000	5,000	5,000
OTHER EXPENSES		5,151	5,000	5,000	5,000	5,000	5,000
<b>Total Expenses</b>		<b>\$ 1,448,415</b>	<b>\$ 1,155,808</b>	<b>\$ 1,188,278</b>	<b>\$ 1,221,948</b>	<b>\$ 1,256,965</b>	<b>\$ 1,291,727</b>





**Regional District of Okanagan-Similkameen  
2024-2028 Operational Financial Plan  
DEVELOPMENT INFRASTRUCTURE - 4200**

LGA Part 26 - No Tax Limit

		2023 Budget	2024 Budget	2025 Budget	2026 Budget	2027 Budget	2028 Budget
<b>No Tax Limit</b>		<b>No Tax Limit</b>	<b>No Tax Limit</b>	<b>No Tax Limit</b>	<b>No Tax Limit</b>	<b>No Tax Limit</b>	<b>No Tax Limit</b>
	<b>Revenue</b>	<b>-65.19%</b>	<b>123.76%</b>	<b>15.68%</b>	<b>3.38%</b>	<b>3.38%</b>	<b>2.58%</b>
TAX REQUISITION		48,224	107,905	124,828	129,053	133,413	136,858
SUBDIVISION SERVICING FEES		12,000	12,000	12,240	12,485	12,735	12,990
SUBDIVISION SERVICING FEES		10,000	12,500	12,750	13,005	13,265	13,530
DEVELOPER FUNDED WATER MODEL		6,000	9,000	9,315	9,641	9,978	10,327
ENGINEERING REVIEW FEES		15,000	25,000	25,875	26,781	27,718	28,688
RECOVERIES FROM PLANNING REFERRALS		20,000	20,000	20,000	20,000	20,000	20,000
TRANSFER FROM OPERATING RESERVE		10,000	23,000	23,690	24,401	25,133	25,887
<b>Total Revenue</b>		<b>\$ 121,224</b>	<b>\$ 209,405</b>	<b>\$ 228,698</b>	<b>\$ 235,366</b>	<b>\$ 242,242</b>	<b>\$ 248,280</b>
	<b>Expense</b>						
SALARIES & WAGES		89,813	102,904	106,375	109,967	113,680	117,518
NEW FTE AS AUTHORIZED BY THE BOARD SALARIES & WAGES		-	55,773	70,031	72,133	74,297	76,526
<b>ADMINISTRATION CHARGES</b>		<b>5,249</b>	<b>9,328</b>	<b>10,254</b>	<b>10,574</b>	<b>10,903</b>	<b>11,193</b>
CONSULTANTS		6,000	6,000	6,180	6,365	6,556	6,753
EDUCATION & TRAINING		500	750	765	780	796	812
DEVELOPER FUNDED INFRASTRUCTURE		10,000	12,500	12,750	13,005	13,265	13,530
INSURANCE - LIABILITY		912	930	949	968	987	-
LEGAL FEES		2,500	5,000	5,150	5,305	5,464	5,628
SUPPLIES		250	200	204	208	212	216
TRAVEL/LEASING		1,000	1,020	1,040	1,061	1,082	1,104
TRANSFER TO OPERATING RESERVE		5,000	15,000	15,000	15,000	15,000	15,000
<b>Total Expenses</b>		<b>\$ 121,224</b>	<b>\$ 209,405</b>	<b>\$ 228,698</b>	<b>\$ 235,366</b>	<b>\$ 242,242</b>	<b>\$ 248,280</b>



**Regional District of Okanagan-Similkameen  
2024-2028 Operational Financial Plan  
ILLEGAL DUMPING - 4250**

**BI 2184 - Maximum Levy**

		2023 Budget	2024 Budget	2025 Budget	2026 Budget	2027 Budget	2028 Budget
\$		<b>25,000</b>					
	<b>Revenue</b>	<b>REVIEW REQUIRED</b>	<b>REVIEW REQUIRED</b>	<b>REVIEW REQUIRED</b>	<b>REVIEW REQUIRED</b>	<b>REVIEW REQUIRED</b>	<b>REVIEW REQUIRED</b>
		0.92%	12.61%	2.40%	2.43%	2.44%	2.47%
TAX REQUISITION		35,882	40,407	41,378	42,384	43,417	44,491
PRIOR YEARS SURPLUS		4,325	-	-	-	-	-
<b>Total Revenue</b>		<b>\$ 40,207</b>	<b>\$ 40,407</b>	<b>\$ 41,378</b>	<b>\$ 42,384</b>	<b>\$ 43,417</b>	<b>\$ 44,491</b>
	<b>Expense</b>						
SALARIES & WAGES		16,456	19,300	19,886	20,493	21,115	21,762
SALARIES & WAGES			186	192	199	205	211
ADMINISTRATION CHARGES		932	1,108	1,143	1,180	1,217	1,256
CONTRACT SERVICES		3,000	3,000	3,105	3,214	3,326	3,443
CONTRACT SERVICES - TIPPING FEES		5,500	5,500	5,693	5,892	6,098	6,312
INSURANCE - LIABILITY		152	152	157	163	169	174
ADVERTISING - PUBLIC EDUCATION		761	761	788	815	844	874
TRAVEL/LEASING		406	400	414	428	443	459
TRANSFER TO OPERATING RESERVE		13,000	10,000	10,000	10,000	10,000	10,000
<b>Total Expenses</b>		<b>\$ 40,207</b>	<b>\$ 40,407</b>	<b>\$ 41,378</b>	<b>\$ 42,384</b>	<b>\$ 43,417</b>	<b>\$ 44,491</b>



**Regional District of Okanagan-Similkameen  
2024-2028 Operational Financial Plan  
SOLID WASTE MANAGEMENT - 4300**

1899.02, 2012 - Assessment

	2023 Budget	2024 Budget	2025 Budget	2026 Budget	2027 Budget	2028 Budget
<b>\$</b>	<b>367,237</b>					
	<b>Compliant</b>	<b>Compliant</b>	<b>Compliant</b>	<b>Compliant</b>	<b>Compliant</b>	<b>Compliant</b>
<b>Revenue</b>	<b>11.36%</b>	<b>-37.59%</b>	<b>8.68%</b>	<b>2.57%</b>	<b>2.56%</b>	<b>2.59%</b>
TAX REQUISITION	280,633	175,156	190,364	195,252	200,259	205,453
TRANSFER FROM OPERATING RESERVE	7,086	245,000	-	-	-	-
PRIOR YEARS SURPLUS	250,000	245,000	-	-	-	-
<b>Total Revenue</b>	<b>\$ 537,719</b>	<b>\$ 665,156</b>	<b>\$ 190,364</b>	<b>\$ 195,252</b>	<b>\$ 200,259</b>	<b>\$ 205,453</b>
<b>Expense</b>						
SALARIES & WAGES	120,620	107,922	111,216	114,645	118,143	121,776
NEW FTE AS AUTHORIZED BY THE BOARD SALARIES & WAGES	27,008	182	188	195	201	207
ADMINISTRATION CHARGES	9,393	8,404	9,134	9,369	9,609	9,858
CONSULTANTS CF	250,000	245,000				
CONSULTANTS			30,000	30,000	30,000	30,000
CONTRACTOR - WEBSITE EXCHANGE SITE	8,120	8,120	8,404	8,698	9,003	9,318
MEMBERSHIP & DUES	3,986	4,555	4,714	4,879	5,050	5,227
FOOD COMPOSTING EDUCATION	25,000	25,000	5,000	5,000	5,000	5,000
INSURANCE - LIABILITY	773	773	800	828	857	887
LEGAL FEES	100	100	104	107	111	115
SUPPLIES	2,000	2,000	2,070	2,142	2,217	2,295
BEAR SMART EXPENSES	9,500	16,600	17,181	17,782	18,405	19,049
BEAR SMART EXPENSES	7,086	-	-	-	-	-
BEAR SMART EXPENSES	1,500	1,500	1,553	1,607	1,663	1,721
TRANSFER TO OPERATING RESERVE	72,633	245,000	-	-	-	-
<b>Total Expenses</b>	<b>\$ 537,719</b>	<b>\$ 665,156</b>	<b>\$ 190,364</b>	<b>\$ 195,252</b>	<b>\$ 200,259</b>	<b>\$ 205,453</b>



**Regional District of Okanagan-Similkameen  
2024-2028 Operational Financial Plan  
ELECTORAL AREA PLANNING - 5000**

**LGA Part 26 - No Tax Limit**

		2023 Budget	2024 Budget	2025 Budget	2026 Budget	2027 Budget	2028 Budget
<b>No Tax Limit</b>							
	<b>Revenue</b>	<b>No Tax Limit</b>	<b>No Tax Limit</b>	<b>No Tax Limit</b>	<b>No Tax Limit</b>	<b>No Tax Limit</b>	<b>No Tax Limit</b>
		15.67%	10.67%	4.73%	2.64%	2.59%	8.36%
TAX REQUISITION		1,322,564	1,463,656	1,532,911	1,573,343	1,614,055	1,748,959
DEVELOPMENT APPLICATION FEES		100,000	105,000	110,000	115,000	120,000	120,000
TRANSFER FROM OPERATING RESERVE		30,000	70,000	-	-	-	-
PRIOR YEARS SURPLUS		-	70,000	-	-	-	-
<b>Total Revenue</b>		<b>\$ 1,452,564</b>	<b>\$ 1,708,656</b>	<b>\$ 1,642,911</b>	<b>\$ 1,688,343</b>	<b>\$ 1,734,055</b>	<b>\$ 1,868,959</b>
	<b>Expense</b>						
SALARIES & WAGES		836,962	909,960	937,416	965,695	994,852	1,024,939
NEW FTE AS AUTHORIZED BY THE BOARD SALARIES & WAGES		23,529	68,018	98,319	100,372	102,436	104,544
BOARD OF VARIANCE		769	788	808	828	900	-
APC EXPENSES		1,538	1,576	1,615	1,655	2,000	2,000
<b>ADMINISTRATION CHARGES</b>		<b>76,680</b>	<b>89,393</b>	<b>93,704</b>	<b>96,305</b>	<b>98,978</b>	<b>106,914</b>
BYLAW ENFORCEMENT ALLOCATION		166,254	182,273	188,653	195,256	202,089	209,163
CONSULTANTS		100,000	100,000	100,000	100,000	100,000	100,000
<b>CONSULTANTS CF</b>		<b>-</b>	<b>70,000</b>	<b>-</b>	<b>-</b>	<b>-</b>	<b>-</b>
PLANNING REFERRALS TO SUBDIVISION SERVICING		20,000	20,000	20,000	20,000	20,000	20,000
CONTRACT SERVICES		35,000	-	-	-	-	-
EDUCATION & TRAINING		10,250	15,000	16,000	17,000	18,000	19,000
ENVIRONMENTAL PROJECTS		10,000	10,000	10,000	10,000	10,000	10,000
EQUIPMENT		18,040	18,491	18,953	19,427	20,000	21,000
INSURANCE - LIABILITY		8,482	8,694	8,911	9,134	9,200	93,000
LEGAL FEES		41,000	42,025	43,076	44,153	45,000	46,000
LEGAL FEES - COVENANT REGISTRATIONS		7,000	7,100	7,200	7,300	7,400	7,500
SUPPLIES		9,000	9,100	9,200	9,300	9,400	9,500
ADVERTISING		20,000	15,500	16,500	17,500	18,500	19,000
TRAVEL/LEASING		4,100	4,203	4,308	4,416	4,500	4,500
UTILITIES - TELEPHONE		1,000	2,000	2,100	2,200	2,300	2,300
TRANSFER TO OPERATING RESERVE		58,860	130,332	61,840	63,386	64,000	65,000
CONTINGENCY		4,100	4,203	4,308	4,416	4,500	4,600
<b>Total Expenses</b>		<b>\$ 1,452,564</b>	<b>\$ 1,708,656</b>	<b>\$ 1,642,911</b>	<b>\$ 1,688,343</b>	<b>\$ 1,734,055</b>	<b>\$ 1,868,959</b>



**Regional District of Okanagan-Similkameen  
2024-2028 Operational Financial Plan  
ENVIRONMENTAL CONSERVATION - 5010**

RG 734, RG735 C714,z714,714I,714D, 714A 714C 718E 555,BL 2690, 2016

		2023 Budget	2024 Budget	2025 Budget	2026 Budget	2027 Budget	2028 Budget
\$		640,371					
	<b>Revenue</b>	<b>Compliant</b>	<b>Compliant</b>	<b>Compliant</b>	<b>Compliant</b>	<b>Compliant</b>	<b>Compliant</b>
		-0.07%	-0.17%	0.00%	0.00%	0.00%	0.00%
TAX REQUISITION		449,783	449,036	449,035	449,036	449,035	449,035
<b>Total Revenue</b>		\$ 449,783	\$ 449,036	\$ 449,035	\$ 449,036	\$ 449,035	\$ 449,035
	<b>Expense</b>						
ADMINISTRATION CHARGE		11,656	12,379	12,379	12,379	12,379	12,379
OPERATIONS		39,585	40,179	40,781	41,393	42,221	43,000
GRANTS		398,542	396,478	395,875	395,264	394,435	393,656
<b>Total Expenses</b>		\$ 449,783	\$ 449,036	\$ 449,035	\$ 449,036	\$ 449,035	\$ 449,035



**Regional District of Okanagan-Similkameen  
2024-2028 Operational Financial Plan  
RGS - SUB REGIONAL - 5020**

**BL 2421 & 2770 - No Tax Limit**

		2023 Budget	2024 Budget	2025 Budget	2026 Budget	2027 Budget	2028 Budget
<b>No Tax Limit</b>							
	<b>Revenue</b>	<b>No Tax Limit</b>	<b>No Tax Limit</b>	<b>No Tax Limit</b>	<b>No Tax Limit</b>	<b>No Tax Limit</b>	<b>No Tax Limit</b>
		8.89%	14.65%	2.99%	2.97%	2.88%	4.61%
TAX REQUISITION		45,305	51,943	53,494	55,085	56,674	59,286
<b>Total Revenue</b>		<b>\$ 45,305</b>	<b>\$ 51,943</b>	<b>\$ 53,494</b>	<b>\$ 55,085</b>	<b>\$ 56,674</b>	<b>\$ 59,286</b>
	<b>Expense</b>						
SALARIES & WAGES		30,553	36,412	37,522	38,661	39,840	41,055
SALARIES & WAGES			64	66	68	70	72
<b>ADMINISTRATION CHARGES</b>		<b>1,552</b>	<b>1,892</b>	<b>1,948</b>	<b>2,006</b>	<b>2,064</b>	<b>2,159</b>
CONSULTANTS		10,000	10,250	10,506	10,769	11,000	12,000
INSURANCE - LIABILITY		200	250	300	350	400	500
SUPPLIES		1,000	1,025	1,051	1,077	1,100	1,200
ADVERTISING		2,000	2,050	2,101	2,154	2,200	2,300
<b>Total Expenses</b>		<b>\$ 45,305</b>	<b>\$ 51,943</b>	<b>\$ 53,494</b>	<b>\$ 55,085</b>	<b>\$ 56,674</b>	<b>\$ 59,286</b>



**Regional District of Okanagan-Similkameen  
2024-2028 Operational Financial Plan  
DESTRUCTION OF PESTS - 5500**

Sec 767(5), SLP May 2,1967 - Assessment

		2023 Budget	2024 Budget	2025 Budget	2026 Budget	2027 Budget	2028 Budget
\$		2,649,855					
	<b>Revenue</b>	<b>Compliant</b>	<b>Compliant</b>	<b>Compliant</b>	<b>Compliant</b>	<b>Compliant</b>	<b>Compliant</b>
		-111.98%	-738.58%	14.59%	12.84%	3.27%	3.30%
	TAX REQUISITION	(638)	4,074	4,669	5,268	5,440	5,620
	CONTRACT - OLIVER	275	285	295	305	316	327
	CONTRACT - VILLAGE OF KEREMEOS	275	285	295	305	316	327
	TRANSFER FROM OPERATING RESERVE	6,097	-	-	-	-	-
	<b>Total Revenue</b>	<b>\$ 6,009</b>	<b>\$ 4,644</b>	<b>\$ 5,259</b>	<b>\$ 5,878</b>	<b>\$ 6,072</b>	<b>\$ 6,274</b>
	<b>Expense</b>						
	SALARIES & WAGES	2,261	2,115	2,178	2,244	2,310	2,380
	ADMINISTRATION CHARGES	198	169	192	214	221	229
	OPERATIONS - HEALTH & SAFETY	52	54	56	58	60	62
	CONTRACT SERVICES - SPRAYING	2,500	1,500	2,000	2,500	2,588	2,678
	EDUCATION & TRAINING	259	268	277	287	297	308
	INSURANCE - LIABILITY	19	20	20	21	22	23
	SUPPLIES	50	52	54	55	57	59
	ADVERTISING	200	207	214	222	230	238
	TRAVEL/LEASING	250	259	268	277	287	297
	TRANSFER TO OPERATIONAL RESERVES	220	-	-	-	-	-
	<b>Total Expenses</b>	<b>\$ 6,009</b>	<b>\$ 4,644</b>	<b>\$ 5,259</b>	<b>\$ 5,878</b>	<b>\$ 6,072</b>	<b>\$ 6,274</b>



**Regional District of Okanagan-Similkameen**  
**2024-2028 Operational Financial Plan**  
**NUISANCE CONTROL (Regional Service) - 5550**

BL 2198.01, 2008 - Maximum Tax Limit

		2023 Budget	2024 Budget	2025 Budget	2026 Budget	2027 Budget	2028 Budget
\$		31,250					
	<b>Revenue</b>	<b>Compliant</b>	<b>Compliant</b>	<b>Compliant</b>	<b>Compliant</b>	<b>Compliant</b>	<b>Compliant</b>
		-8.13%	9.28%	0.00%	0.00%	0.00%	0.00%
	TAX REQUISITION	23,742	25,945	25,945	25,945	25,945	25,945
	TRANSFER FROM OPERATING RESERVE	2,143	-	-	-	-	-
	PRIOR YEARS SURPLUS	2	-	-	-	-	-
	<b>Total Revenue</b>	\$ 25,887	\$ 25,945	\$ 25,945	\$ 25,945	\$ 25,945	\$ 25,945
	<b>Expense</b>						
	ADMINISTRATION CHARGES	887	945	945	945	945	945
	OP - SW - STARLING CONTROL	25,000	25,000	25,000	25,000	25,000	25,000
	<b>Total Expenses</b>	\$ 25,887	\$ 25,945	\$ 25,945	\$ 25,945	\$ 25,945	\$ 25,945





**Regional District of Okanagan-Similkameen  
2024-2028 Operational Financial Plan  
MOSQUITO CONTROL - 5700**

	2023 Budget	2024 Budget	2025 Budget	2026 Budget	2027 Budget	2028 Budget
<b>Revenue</b>	<b>5.16%</b>	<b>9.66%</b>	<b>4.09%</b>	<b>3.98%</b>	<b>3.53%</b>	<b>3.50%</b>
TAX REQUISITION	170,325	186,776	194,420	202,166	209,310	216,642
TRANSFER FROM RESERVE	10,000	50	50	50	50	50
TRANSFER FROM OPERATING RESERVE		8,000	6,000	5,000	4,000	3,000
MISCELLANEOUS REVENUE	18,000	28,000	28,560	29,131	29,714	30,308
<b>Total Revenue</b>	<b>\$ 198,325</b>	<b>\$ 222,826</b>	<b>\$ 229,030</b>	<b>\$ 236,347</b>	<b>\$ 243,074</b>	<b>\$ 250,000</b>
<b>Expense</b>						
SALARIES & WAGES	95,691	99,885	102,881	105,983	109,148	112,421
SALARIES & WAGES		5,251	5,409	5,572	5,739	5,911
<b>ADMINISTRATION CHARGES</b>	<b>6,571</b>	<b>7,856</b>	<b>8,052</b>	<b>8,255</b>	<b>8,462</b>	<b>8,712</b>
HELICOPTER SPRAYING	35,000	40,000	40,800	41,616	42,448	43,297
OP - W&S - PERMIT FEES	1,035	1,056	1,077	1,099	1,121	1,143
OPERATIONS - HEALTH & SAFETY	518	528	539	550	561	572
CONSULTANTS	500	1,200	1,224	1,248	1,273	1,298
EDUCATION & TRAINING	1,056	1,077	1,099	1,121	1,143	1,166
DEPRECIATION	4,000	4,000	4,000	4,000	4,000	4,000
EQUIPMENT	1,200	1,224	1,248	1,273	1,298	1,324
INSURANCE - LIABILITY	853	870	887	905	923	941
INSURANCE - VEHICLE	2,187	2,231	2,276	2,322	2,368	2,415
SUPPLIES	33,000	40,000	40,800	41,616	42,448	43,297
ADVERTISING	500	510	520	530	541	1,552
TRAVEL/LEASING	13,000	13,260	13,525	13,796	14,072	14,353
UTILITIES - TELEPHONE	714	728	743	758	773	788
TRANSFER TO VEHICLE REPLACEMENT RESERVE		1,000	2,000	3,000	4,000	4,000
TRANSFER TO INTEREST RESERVE		50	50	50	50	50
TRANSFER TO OPERATING RESERVE	2,500	2,100	1,900	2,653	2,706	2,760
<b>Total Expenses</b>	<b>\$ 198,325</b>	<b>\$ 222,826</b>	<b>\$ 229,030</b>	<b>\$ 236,347</b>	<b>\$ 243,074</b>	<b>\$ 250,000</b>



**Regional District of Okanagan-Similkameen  
2024-2028 Operational Financial Plan  
REGIONAL TRAILS - 7720**

RG735 G716, RG734 535, RG73 B16 BL1470.02, - Assessment

	2023 Budget	2024 Budget	2025 Budget	2026 Budget	2027 Budget	2028 Budget
<b>\$</b>	<b>597,301</b>					
	<b>Compliant</b>	<b>Compliant</b>	<b>Compliant</b>	<b>Compliant</b>	<b>Compliant</b>	<b>Compliant</b>
<b>Revenue</b>	<b>9.09%</b>	<b>-5.78%</b>	<b>3.53%</b>	<b>3.17%</b>	<b>3.16%</b>	<b>3.17%</b>
TAX REQUISITION	433,325	408,289	422,708	436,097	449,867	464,107
PARKS REALLOCATION	44,000	45,540	46,997	48,501	50,053	51,655
KVR Trail Mgmt. - PROVINCIAL CONTRIBUTION	5,000	5,175	5,341	5,512	5,688	5,870
TRANSFER FROM CAPITAL RESERVE KVR TRAIL CONST. CHUTE LK TO LITTLE TUNNEL	8,000	8,280	8,545	8,818	9,100	9,391
PRIOR YEARS SURPLUS	5,630	-	-	-	-	-
<b>Total Revenue</b>	<b>\$ 495,955</b>	<b>\$ 467,284</b>	<b>\$ 483,591</b>	<b>\$ 498,928</b>	<b>\$ 514,708</b>	<b>\$ 531,023</b>
<b>Expense</b>						
SALARIES & WAGES	179,298	199,328	205,535	211,934	218,515	225,333
NEW FTE AS AUTHORIZED BY THE BOARD SALARIES & WAGES	8,089	(38,642)	(37,188)	(38,395)	(39,661)	(40,967)
ADMINISTRATION CHARGES	19,273	19,241	19,921	20,552	21,201	21,872
TRAIL MAINTENANCE	20,000	20,400	21,053	21,727	22,422	23,140
ACQUISITION & MANAGEMENT	14,151	15,384	15,877	16,385	16,909	17,451
CONTRACT SERVICES - TRAIL MAINTENANCE	56,375	55,000	56,760	58,576	60,450	62,384
CONTRACT SERVICES	35,378	32,778	32,597	33,702	34,844	36,022
EDUCATION & TRAINING	4,121	4,265	4,401	4,542	4,687	4,837
AMORTIZATION EXPENSE	18,544	19,193	19,807	20,441	21,095	21,770
VEHICLE & EQUIPMENT	16,000	16,560	17,090	17,637	18,201	18,783
PARK/FACILITY IMPROVEMENTS	9,272	9,597	9,904	10,221	10,548	10,886
INSURANCE - PROPERTY	371	378	390	402	415	428
INSURANCE - LIABILITY	1,834	1,898	1,959	2,022	2,087	2,154
INSURANCE - VEHICLE	12,363	12,796	13,205	13,628	14,064	14,514
SUPPLIES - FACILITY	9,787	10,129	10,453	10,788	11,133	11,489
ADVERTISING	2,576	2,666	2,751	2,839	2,930	3,024
TRAVEL AND LEASE	13,393	13,862	14,306	14,764	15,236	15,724
MFA LEASING	24,500	25,358	26,170	27,008	27,872	28,763
TRANSFER TO CAPITAL RESERVE	45,000	46,575	48,065	49,603	51,190	52,828
TRANSFER TO OPERATING RESERVE	5,630	518	535	552	570	588
<b>Total Expenses</b>	<b>\$ 495,955</b>	<b>\$ 467,284</b>	<b>\$ 483,591</b>	<b>\$ 498,928</b>	<b>\$ 514,708</b>	<b>\$ 531,023</b>



**Regional District of Okanagan-Similkameen  
2024-2028 Operational Financial Plan  
TRANSIT - REGIONAL - 8200**

BL 2809 - Assessment

		2023 Budget	2024 Budget	2025 Budget	2026 Budget	2027 Budget	2028 Budget
\$		359,116					
	<b>Revenue</b>	<b>Compliant</b>	<b>Compliant</b>	<b>Compliant</b>	<b>Compliant</b>	<b>Compliant</b>	<b>Compliant</b>
		9.44%	1.50%	3.27%	3.27%	3.27%	3.27%
	TAX REQUISITION	238,993	242,580	250,504	258,689	267,140	275,866
	TRANSIT FARES	60,425	65,474	67,569	69,731	71,962	74,265
	PROVINCIAL GRANT SAFE START	13,032	13,032	13,449	13,879	14,323	14,781
	MISCELLANEOUS REVENUE	18,801	19,337	19,956	20,595	21,254	21,934
	PRIOR YEARS SURPLUS	28,995	-	-	-	-	-
	<b>Total Revenue</b>	<b>\$ 360,246</b>	<b>\$ 340,423</b>	<b>\$ 351,478</b>	<b>\$ 362,894</b>	<b>\$ 374,679</b>	<b>\$ 386,846</b>
	<b>Expense</b>						
	SALARIES & WAGES	38,878	50,920	52,673	54,487	56,361	58,300
	NEW FTE AS AUTHORIZED BY THE BOARD SALARIES & WAGES	673	(16,422)	(16,914)	(17,422)	(17,945)	(18,483)
	ADMINISTRATION CHARGES	11,348	12,369	12,770	13,185	13,613	14,055
	MAINTAINENCE	1,550	1,600	1,651	1,704	1,759	1,815
	OPERATIONS	277,252	289,511	298,775	308,336	318,203	328,385
	TRANSFER TO OPERATING RESERVE	28,995	845	872	900	929	959
	OTHER EXPENSES - MARKETING	1,550	1,600	1,651	1,704	1,759	1,815
	<b>Total Expenses</b>	<b>\$ 360,246</b>	<b>\$ 340,423</b>	<b>\$ 351,478</b>	<b>\$ 362,894</b>	<b>\$ 374,679</b>	<b>\$ 386,846</b>



**Regional District of Okanagan-Similkameen  
2024-2028 Operational Financial Plan  
ANIMAL CONTROL - "A", "B", "C", "D", "E", "F", "G", "H", "I" - 9200**

2775, 2017 No Tax Limit

		2023 Budget	2024 Budget	2025 Budget	2026 Budget	2027 Budget	2028 Budget
<b>No Tax Limit</b>		<b>No Tax Limit</b>	<b>No Tax Limit</b>	<b>No Tax Limit</b>	<b>No Tax Limit</b>	<b>No Tax Limit</b>	<b>No Tax Limit</b>
	<b>Revenue</b>	<b>21.53%</b>	<b>4.55%</b>	<b>3.90%</b>	<b>3.73%</b>	<b>-12.72%</b>	<b>4.15%</b>
TAX REQUISITION - ALL AREAS		161,840	169,198	175,798	182,364	159,160	165,762
GRANT IN LIEU OF TAXES		510	515	520	525	536	600
ENFORCEMENT FEES		6,121	6,182	6,244	6,369	6,496	6,600
IMPOUND FEES		1,010	1,030	1,041	1,062	1,083	1,100
LICENSING REVENUE		20,402	20,606	20,812	21,228	51,653	52,500
<b>Total Revenue</b>		<b>\$ 189,883</b>	<b>\$ 197,531</b>	<b>\$ 204,415</b>	<b>\$ 211,548</b>	<b>\$ 218,928</b>	<b>\$ 226,562</b>
	<b>Expense</b>						
ADMINISTRATION CHARGES		8,575	9,478	9,808	10,150	10,505	10,871
BYLAW ENFORCEMENT ALLOCATION		37,786	42,082	43,555	45,080	46,657	48,290
CONTRACTS - ANIMAL CONTROL		138,462	142,830	147,829	153,003	158,358	163,901
LEGAL FEES		2,000	-	-	-	-	-
SUPPLIES		2,060	2,091	2,123	2,165	2,208	2,300
ADVERTISING		1,000	1,050	1,100	1,150	1,200	1,200
<b>Total Expenses</b>		<b>\$ 189,883</b>	<b>\$ 197,531</b>	<b>\$ 204,415</b>	<b>\$ 211,548</b>	<b>\$ 218,928</b>	<b>\$ 226,562</b>



**Regional District of Okanagan-Similkameen**  
**2024-2028 Operational Financial Plan**  
**REGIONAL ECONOMIC DEVELOPMENT (OK FILM) - 9390**

BL 2743 - Assessment

		2023 Budget	2024 Budget	2025 Budget	2026 Budget	2027 Budget	2028 Budget
\$		42,249					
	<b>Revenue</b>	<b>Compliant</b>	<b>Compliant</b>	<b>Compliant</b>	<b>Compliant</b>	<b>Compliant</b>	<b>Compliant</b>
		0.17%	10.63%	0.00%	0.00%	-9.40%	10.38%
TAX REQUISITION		36,242	40,093	40,093	40,093	36,323	40,093
<b>Total Revenue</b>		<b>\$ 36,242</b>	<b>\$ 40,093</b>	<b>\$ 40,093</b>	<b>\$ 40,093</b>	<b>\$ 36,323</b>	<b>\$ 40,093</b>
	<b>Expense</b>						
ADMINISTRATION CHARGE		1,242	1,460	1,460	1,460	1,323	1,460
GRANT OK FILM COMM		35,000	38,633	38,633	38,633	35,000	38,633
<b>Total Expenses</b>		<b>\$ 36,242</b>	<b>\$ 40,093</b>	<b>\$ 40,093</b>	<b>\$ 40,093</b>	<b>\$ 36,323</b>	<b>\$ 40,093</b>



**Regional District of Okanagan-Similkameen  
2024-2028 Operational Financial Plan  
ELECTORAL AREA "E" - RURAL PROJECTS - 0360**

SLP, 1966 - No Tax Limit

		2023 Budget	2024 Budget	2025 Budget	2026 Budget	2027 Budget	2028 Budget
<b>No Tax Limit</b>		<b>No Tax Limit</b>	<b>No Tax Limit</b>	<b>No Tax Limit</b>	<b>No Tax Limit</b>	<b>No Tax Limit</b>	<b>No Tax Limit</b>
	<b>Revenue</b>	<b>-10.62%</b>	<b>-13.63%</b>	<b>4.02%</b>	<b>2.72%</b>	<b>2.60%</b>	<b>2.67%</b>
TAX REQUISITION		65,381	56,470	58,743	60,343	61,911	63,565
TRANSFER FROM OPERATING RESERVE		14,954	-	-	-	-	-
MISC. REVENUE		5,000	5,000	5,000	5,000	5,100	5,100
PRIOR YEARS SURPLUS		12,900	-	-	-	-	-
<b>Total Revenue</b>		<b>\$ 98,235</b>	<b>\$ 61,470</b>	<b>\$ 63,743</b>	<b>\$ 65,343</b>	<b>\$ 67,011</b>	<b>\$ 68,665</b>
	<b>Expense</b>						
SALARIES & WAGES		54,147	73,104	75,391	77,763	80,196	82,709
NEW FTE AS AUTHORIZED BY THE BOARD SALARIES & WAGES		-	(31,804)	(32,022)	(32,983)	(33,972)	(34,992)
<b>ADMINISTRATION CHARGES</b>		<b>2,853</b>	<b>2,239</b>	<b>2,322</b>	<b>2,380</b>	<b>2,441</b>	<b>2,501</b>
CONTRACT SERVICES - LWMP		7,613	-	-	-	-	-
RURAL PROJECT - GOOSE CONTROL		-	533	544	555	566	577
INSURANCE - LIABILITY		688	699	709	720	734	750
MISCELLANEOUS SUPPLIES		294	299	303	308	314	320
TRAVEL - UBCM & OMMA CONVENTION		6,305	6,400	6,496	6,600	6,732	6,800
TRANSFER TO OPERATIONAL RESERVE		14,954	-	-	-	-	-
CONTINGENCY		11,381	10,000	10,000	10,000	10,000	10,000
<b>Total Expenses</b>		<b>\$ 98,235</b>	<b>\$ 61,470</b>	<b>\$ 63,743</b>	<b>\$ 65,343</b>	<b>\$ 67,011</b>	<b>\$ 68,665</b>



**Regional District of Okanagan-Similkameen  
2024-2028 Operational Financial Plan  
VICTIM SERVICES AREAS "D","E","F","I" - 0425**

RG735 d716,I716,E716,F716 BL2750 2016 - Assessment

		2023 Budget	2024 Budget	2025 Budget	2026 Budget	2027 Budget	2028 Budget
\$		16,514					
	<b>Revenue</b>	<b>Compliant</b>	<b>Compliant</b>	<b>Compliant</b>	<b>Compliant</b>	<b>Compliant</b>	<b>Compliant</b>
		11.54%	1.25%	3.20%	3.20%	3.20%	3.20%
TAX REQUISITION	\$	9,737	\$ 9,859	\$ 10,175	\$ 10,500	\$ 10,837	\$ 11,183
TRANSFER FROM OPERATIONAL RESERVE		100	-	-	-	-	-
PRIOR YEARS SURPLUS		778	-	-	-	-	-
<b>Total Revenue</b>	\$	10,615	\$ 9,859	\$ 10,175	\$ 10,500	\$ 10,837	\$ 11,183
	<b>Expense</b>						
ADMINISTRATION CHARGE		337	359	371	382	395	407
CONTRACTS & AGREEMENTS		9,500	9,500	9,804	10,118	10,442	10,776
TRANSFER TO OPERATING RESERVE		778	-	-	-	-	-
<b>Total Expenses</b>	\$	10,615	\$ 9,859	\$ 10,175	\$ 10,500	\$ 10,837	\$ 11,183



**Regional District of Okanagan-Similkameen  
2024-2028 Operational Financial Plan  
FIRE PROTECTION - NARAMATA - 1700**

R715 BL 1619, 1995 - Assessment

	2023 Budget	2024 Budget	2025 Budget	2026 Budget	2027 Budget	2028 Budget
<b>\$</b>	<b>1,213,036</b>					
<b>Revenue</b>	<b>Compliant</b>	<b>Compliant</b>	<b>Compliant</b>	<b>Compliant</b>	<b>Compliant</b>	<b>Compliant</b>
	4.08%	3.37%	3.97%	6.69%	3.80%	
TAX REQUISITION	525,817	543,529	565,118	602,912	625,830	638,936
ZODIAC REVENUE	2,060	2,130	2,250	2,400	2,500	2,550
PRIOR YEARS SURPLUS	20,000	-	-	-	-	-
<b>Total Revenue</b>	<b>\$ 547,877</b>	<b>\$ 545,659</b>	<b>\$ 567,368</b>	<b>\$ 605,312</b>	<b>\$ 628,330</b>	<b>\$ 641,486</b>
<b>Expense</b>						
SALARIES & WAGES	14,659	1,362	1,410	1,459	1,511	1,563
NEW FTE AS AUTHORIZED BY THE BOARD SALARIES & WAGES		-	-	-	-	-
HONORARIUMS - FIREFIGHTERS	233,450	245,127	257,383	283,764	297,952	303,911
BENEFITS - FIREFIGHTERS	8,955	5,353	5,687	6,034	6,095	6,277
<b>ADMINISTRATION CHARGES</b>	<b>19,308</b>	<b>20,838</b>	<b>22,102</b>	<b>23,377</b>	<b>24,441</b>	<b>24,989</b>
BUILDING MAINTENANCE	16,540	16,317	19,600	20,100	20,605	21,017
EQUIPMENT MAINTENANCE - VEHICLES	17,540	16,317	19,600	20,100	20,605	21,017
EQUIPMENT MAINTENANCE - VEHICLES	12,360	12,828	13,345	13,789	14,123	14,345
OP - FD - HEALTH & SAFETY PROGRAM	-	7,500	7,500	-	-	-
OP - FD - LICENSES & PERMITS	1,850	2,640	2,710	2,760	2,984	3,044
CONTRACT SERVICES	3,000	3,000	3,090	3,183	3,272	3,337
EDUCATION & TRAINING	50,000	45,000	46,000	47,500	49,000	50,000
INSURANCE - PROPERTY	3,880	3,950	4,029	4,110	4,192	4,276
INSURANCE - LIABILITY	920	950	969	988	1,008	1,028
INSURANCE - VEHICLE	12,360	9,730	10,730	11,500	12,890	13,168
SUPPLIES	2,575	2,650	2,725	2,800	2,988	3,048
SUPPLIES - FIREFIGHTING	3,600	10,700	10,810	10,920	11,147	12,230
SUPPLIES - F/F - FIRST RESPONDERS	4,120	4,240	4,360	4,750	5,156	5,259
SUPPLIES - FIREFIGHTING	5,150	5,300	5,450	5,650	5,905	6,023
SUPPLIES - PREVENTION & PUBLIC EDUCATION	2,500	2,000	2,000	2,200	2,200	2,500
UTILITIES	9,560	9,987	10,337	10,847	11,234	11,459
UTILITIES - TELEPHONE	3,650	3,875	4,123	4,357	4,758	4,853
DEBT INTEREST (Bylaw 2780/2698)	17,979	11,958	11,958	11,958	11,958	11,958
DEBT PRINCIPAL (Bylaw 2780/2698)	30,206	20,412	20,412	20,412	20,412	20,412
TRANSFER TO RESERVE	39,655	23,285	40,968	41,889	43,007	43,867
TRANSFER TO OPERATIONAL RESERVE	30,000	55,720	33,390	43,850	43,580	44,452
ZODIAC EXPENSES	2,060	2,120	2,180	2,240	2,307	2,353
OTHER EXPENSES - MISCELLANEOUS	2,000	2,500	4,500	4,775	5,000	5,100
<b>Total Expenses</b>	<b>\$ 547,877</b>	<b>\$ 545,659</b>	<b>\$ 567,368</b>	<b>\$ 605,312</b>	<b>\$ 628,330</b>	<b>\$ 641,486</b>





**Regional District of Okanagan-Similkameen  
2024-2028 Operational Financial Plan  
UNSIGHTLY/UNTIDY PREMISES - AREA "E" - 2610**

2390, 2006 - No Tax Limit

		2023 Budget	2024 Budget	2025 Budget	2026 Budget	2027 Budget	2028 Budget
<b>No Tax Limit</b>		<b>No Tax Limit</b>	<b>No Tax Limit</b>	<b>No Tax Limit</b>	<b>No Tax Limit</b>	<b>No Tax Limit</b>	<b>No Tax Limit</b>
	<b>Revenue</b>	2.45%	7.71%	3.30%	3.31%	3.32%	3.32%
	TAX REQUISITION	17,183	18,507	19,118	19,751	20,406	21,084
	PRIOR YEARS SURPLUS	1,500	-	-	-	-	-
	<b>Total Revenue</b>	<b>\$ 18,683</b>	<b>\$ 18,507</b>	<b>\$ 19,118</b>	<b>\$ 19,751</b>	<b>\$ 20,406</b>	<b>\$ 21,084</b>
	<b>Expense</b>						
	ADMINISTRATION CHARGES	609	674	696	719	743	768
	BYLAW ENFORCEMENT	15,114	16,833	17,422	18,032	18,663	19,316
	CONTRACT SERVICES	1,030	1,000	1,000	1,000	1,000	1,000
	LEGAL FEES	1,030	-	-	-	-	-
	TRANSFER TO OPERATIONAL RESERVE	900	-	-	-	-	-
	<b>Total Expenses</b>	<b>\$ 18,683</b>	<b>\$ 18,507</b>	<b>\$ 19,118</b>	<b>\$ 19,751</b>	<b>\$ 20,406</b>	<b>\$ 21,084</b>



**Regional District of Okanagan-Similkameen  
2024-2028 Operational Financial Plan  
NOISE BYLAWS AREA "E" - 2710**

BL2385, 2006 - No Tax Limit

		2023 Budget	2024 Budget	2025 Budget	2026 Budget	2027 Budget	2028 Budget
<b>No Tax Limit</b>		<b>No Tax Limit</b>	<b>No Tax Limit</b>	<b>No Tax Limit</b>	<b>No Tax Limit</b>	<b>No Tax Limit</b>	<b>No Tax Limit</b>
	<b>Revenue</b>						
		32.54%	-1.76%	3.13%	3.14%	3.15%	3.16%
TAX REQUISITION		9,947	9,772	10,078	10,395	10,722	11,061
PRIOR YEARS SURPLUS		11	-	-	-	-	-
<b>Total Revenue</b>		<b>\$ 9,958</b>	<b>\$ 9,772</b>	<b>\$ 10,078</b>	<b>\$ 10,395</b>	<b>\$ 10,722</b>	<b>\$ 11,061</b>
	<b>Expense</b>						
ADMINISTRATION CHARGES		341	356	367	379	391	403
BYLAW ENFORCEMENT		7,557	8,416	8,711	9,016	9,331	9,658
CONTRACT SERVICES		2,060	1,000	1,000	1,000	1,000	1,000
<b>Total Expenses</b>		<b>\$ 9,958</b>	<b>\$ 9,772</b>	<b>\$ 10,078</b>	<b>\$ 10,395</b>	<b>\$ 10,722</b>	<b>\$ 11,061</b>



**Regional District of Okanagan-Similkameen  
2024-2028 Operational Financial Plan  
WATER SYSTEM - NARAMATA - 3940**

BL 2293, 2004 Tax Maximum Levy

	2023 Budget	2024 Budget	2025 Budget	2026 Budget	2027 Budget	2028 Budget
<b>\$</b>	<b>839,800</b>					
<b>Revenue</b>	<b>Compliant</b>	<b>Compliant</b>	<b>Compliant</b>	<b>Compliant</b>	<b>Compliant</b>	<b>Compliant</b>
	0.00%	0.00%	0.00%	0.00%	0.00%	0.00%
	6.77%	5.93%	5.23%	2.81%	2.80%	2.76%
PARCEL TAX	124,128	124,128	124,128	124,128	124,128	124,128
RENTAL REVENUE	1,000	3,000	3,060	3,121	3,183	3,247
USER FEES	1,406,024.00	1,489,429.47	1,567,338.75	1,611,302.99	1,656,417.58	1,702,188.35
CONNECTION & EXTENSION FEES	2,550	3,000	3,060	3,121	3,183	3,247
NEW SERVICES INSTALLATION FEES	3,500	20,000	20,400	20,808	21,224	21,648
TRANSFER FROM RESERVE	1,000	1,000	1,000	1,000	1,000	1,000
TRANSFER FROM OPERATING RESERVE	100	100	100	100	100	100
MISCELLANEOUS REVENUE	5,000	5,100	5,202	5,306	5,412	5,520
<b>Total Revenue</b>	<b>\$ 1,543,302</b>	<b>\$ 1,645,757</b>	<b>\$ 1,724,289</b>	<b>\$ 1,768,887</b>	<b>\$ 1,814,648</b>	<b>\$ 1,861,078</b>
<b>Expense</b>						
SALARIES & WAGES	558,591	546,551	562,699	579,436	596,551	613,510
NEW FTE AS AUTHORIZED BY THE BOARD SALARIES & WAGES	16,955	75,674	109,403	112,688	116,068	119,552
ADMINISTRATION CHARGES	69,959	81,250	85,531	88,088	90,715	93,378
IT SUPPORT COSTS	20,500	21,117	21,749	22,400	23,073	23,766
OPERATIONS	255,000	270,608	278,726	287,088	295,701	304,572
OP-W&S- WATER QUALITY MONIT	22,000	24,000	24,720	25,462	26,226	27,013
OP - W&S - SURVEY COSTS	2,000	2,040	2,101	2,164	2,229	2,296
CROSS CONNECTION CONTROL	10,000	12,000	10,403	10,715	11,036	11,367
CONSERVATION OUTREACH		7,500	7,725	7,957	8,196	8,442
OPERATIONS - HEALTH & SAFETY	1,000	1,500	1,545	1,591	1,639	1,688
CONSULTANTS	25,000	25,500	26,265	27,053	27,865	28,701
AGREEMENT - PROPERTY LEASE	7,200	7,344	7,711	8,097	8,502	8,927
EDUCATION & TRAINING	8,963	9,053	9,325	9,605	9,893	10,190
MEMBERSHIP & DUES	3,297	3,363	3,464	3,568	3,675	3,785
DEPRECIATION/REPLACEMENT VEHICLES	10,000	-	-	-	-	-
INSURANCE - PROPERTY	14,473	14,762	15,205	15,661	16,131	16,615
INSURANCE - LIABILITY	6,500	6,630	6,829	7,034	7,245	7,462
LEGAL FEES	5,151	5,254	5,412	5,574	5,741	5,913
ADVERTISING - PUBLIC EDUCATION	2,733	2,788	2,872	2,958	3,047	3,138
TRAVEL/LEASING	32,798	34,123	35,147	36,201	37,287	38,406
UTILITIES	201,924	205,962	212,141	218,505	225,060	231,812
UTILITIES - TELEPHONE	8,746	8,921	9,189	9,465	9,749	10,041
DEBT INTEREST (Bylaw 2795/2696) + Bylaw 2388/2292)	69,650	64,655	69,656	69,656	69,656	69,656
DEBT PRINCIPAL (Bylaw 2795/2696)+ (Bylaw 2388/2292)	89,862	89,862	89,862	89,862	89,862	89,862
TRANSFER TO RESERVE	50,000	75,000	75,000	75,000	75,000	75,000
TRANSFER TO VEHICLE REPLACEMENT RESERVE	-	10,100	10,403	10,715	11,036	11,367
TRANSFER TO RESERVE - EMERGENCY	10,000	10,200	10,506	10,821	11,146	11,480
TRANSFER TO OPERATING RESERVE	40,000	25,000	25,700	26,523	27,319	28,139
CONTINGENCY	1,000	5,000	5,000	5,000	5,000	5,000
<b>Total Expenses</b>	<b>\$ 1,543,302</b>	<b>\$ 1,645,757</b>	<b>\$ 1,724,289</b>	<b>\$ 1,768,887</b>	<b>\$ 1,814,648</b>	<b>\$ 1,861,078</b>



**Regional District of Okanagan-Similkameen  
2024-2028 Operational Financial Plan  
PARKS & RECREATION - NARAMATA - 7540**

RG735, E715, BL 1441,1993 - Assessment

	2023 Budget	2024 Budget	2025 Budget	2026 Budget	2027 Budget	2028 Budget
<b>\$</b>	<b>587,458</b>					
<b>Revenue</b>	<b>Compliant</b>	<b>REVIEW REQUIRED</b>	<b>REVIEW REQUIRED</b>	<b>REVIEW REQUIRED</b>	<b>REVIEW REQUIRED</b>	<b>REVIEW REQUIRED</b>
	<b>22.86%</b>	<b>19.28%</b>	<b>3.16%</b>	<b>2.47%</b>	<b>2.43%</b>	<b>2.46%</b>
TAX REQUISITION	526,148	627,569	647,393	663,367	679,515	696,209
PARK RENTALS - MANITOU	857	887	915	944	974	1,005
REVENUE - SUMMER DAY CAMP	1,530	-	-	-	-	-
USER FEES - RECREATION PROGRAMS	2,550	2,639	2,723	2,810	2,900	2,993
MISCELLANEOUS REVENUE	1,122	1,161	1,198	1,236	1,276	1,317
DONATIONS	2,500	2,588	2,671	2,756	2,844	2,935
PRIOR YEARS SURPLUS	39,519	-	-	-	-	-
<b>Total Revenue</b>	<b>\$ 574,226</b>	<b>\$ 634,844</b>	<b>\$ 654,900</b>	<b>\$ 671,113</b>	<b>\$ 687,509</b>	<b>\$ 704,459</b>
<b>Expense</b>						
SALARIES & WAGES	125,578	155,004	159,575	164,283	168,819	173,534
NEW FTE AS AUTHORIZED BY THE BOARD SALARIES & WAGES	30,853	1,980	9,817	9,778	9,728	9,673
PART TIME WAGES - REC INSTRUCTORS	5,151	5,331	5,502	5,678	5,860	6,048
PART TIME WAGES - SUMMER PROGRAMS	3,912	4,049	4,179	4,313	4,451	4,593
ADMINISTRATION CHARGES	17,602	18,217	18,987	19,565	20,147	20,748
IS	2,250	2,329	2,404	2,481	2,560	2,642
KVR STEWARDSHIP	-	7,000	7,224	7,455	7,694	7,940
CONTRACT SERVICES	109,965	102,283	101,867	105,309	108,867	112,541
EDUCATION & TRAINING	1,820	1,142	1,179	1,217	1,256	1,296
PARKS IMPROVEMENTS	21,308	17,334	17,889	18,460	19,052	19,662
INSURANCE - PROPERTY	1,056	1,077	1,111	1,147	1,184	1,222
INSURANCE - LIABILITY	2,881	2,982	3,077	3,175	3,277	3,382
SUPPLIES - RECREATION	5,063	5,241	5,409	5,582	5,761	5,945
SUPPLIES - PARKS	21,186	27,515	28,395	29,302	30,240	31,208
SPECIAL EVENTS	5,151	5,331	5,502	5,678	5,860	6,048
ADVERTISING	2,060	2,132	2,200	2,271	2,344	2,419
TRAVEL/LEASING	11,691	12,100	12,487	12,886	13,298	13,723
UTILITIES	8,335	8,627	8,903	9,188	9,482	9,785
DEBT INTEREST (Bylaw 2780/2729) +(Bylaw 2936/2918)	59,445	59,445	59,445	59,445	59,445	59,445
DEBT PRINCIPAL (Bylaw 2780/2729) + (Bylaw 2936/2918)	70,010	70,010	70,010	70,010	70,010	70,010
TRANSFER TO RESERVE	25,000	95,715	98,778	101,939	105,201	108,567
TRANSFER TO OPERATING RESERVE	30,000	30,000	30,960	31,951	32,973	34,028
RECREATION GRANTS	13,909	-	-	-	-	-
<b>Total Expenses</b>	<b>\$ 574,226</b>	<b>\$ 634,844</b>	<b>\$ 654,900</b>	<b>\$ 671,113</b>	<b>\$ 687,509</b>	<b>\$ 704,459</b>



**Regional District of Okanagan-Similkameen  
2024-2028 Operational Financial Plan  
NARAMATA MUSEUM - 7830**

RG735, E715, BL1946,1999

		2023 Budget	2024 Budget	2025 Budget	2026 Budget	2027 Budget	2028 Budget
\$		26,649					
	<b>Revenue</b>	<b>Compliant</b>	<b>Compliant</b>	<b>Compliant</b>	<b>Compliant</b>	<b>Compliant</b>	<b>REVIEW SOON</b>
		4.93%	28.91%	3.27%	3.27%	3.27%	3.28%
TAX REQUISITION		17,805	22,952	23,703	24,479	25,280	26,109
<b>Total Revenue</b>		<b>\$ 17,805</b>	<b>\$ 22,952</b>	<b>\$ 23,703</b>	<b>\$ 24,479</b>	<b>\$ 25,280</b>	<b>\$ 26,109</b>
	<b>Expense</b>						
SALARIES & WAGES		4,407	8,887	9,187	9,498	9,820	10,154
SALARIES & WAGES		-	-	-	-	-	-
ADMINISTRATION CHARGES		509	724	748	773	798	824
CONTRACT SERVICES		1,030	1,066	1,100	1,135	1,171	1,208
CONTRACT - MUSEUM SOCIETY		5,500	5,693	5,875	6,063	6,257	6,457
INSURANCE - LIABILITY		1,870	1,935	1,997	2,061	2,127	2,195
UTILITIES		1,530	1,584	1,635	1,687	1,741	1,797
TRANSFER TO OPERATING RESERVE		2,959	3,063	3,161	3,262	3,366	3,474
<b>Total Expenses</b>		<b>\$ 17,805</b>	<b>\$ 22,952</b>	<b>\$ 23,703</b>	<b>\$ 24,479</b>	<b>\$ 25,280</b>	<b>\$ 26,109</b>



**Regional District of Okanagan-Similkameen**  
**2024-2028 Operational Financial Plan**  
**GRANT-IN-AID - AREA "E" - 7960**

Sec 787 (F), LGA Part 5 Sec 176 (1) - Assessment

		2023 Budget	2024 Budget	2025 Budget	2026 Budget	2027 Budget	2028 Budget
\$		<b>88,830</b>					
	<b>Revenue</b>	<b>Compliant</b>	<b>Compliant</b>	<b>Compliant</b>	<b>Compliant</b>	<b>Compliant</b>	<b>Compliant</b>
		2.42%	1.24%	0.96%	0.95%	0.77%	21.35%
	TAX REQUISITION	8,800	8,909	8,995	9,081	9,151	11,104
	GRANT IN LIEU OF TAXES	1,762	1,780	1,798	1,816	1,850	-
	<b>Total Revenue</b>	<u>\$ 10,562</u>	<u>\$ 10,689</u>	<u>\$ 10,793</u>	<u>\$ 10,897</u>	<u>\$ 11,001</u>	<u>\$ 11,104</u>
	<b>Expense</b>						
	ADMINISTRATION CHARGE	362	389	393	397	401	404
	GRANTS IN AID	10,200	10,300	10,400	10,500	10,600	10,700
	<b>Total Expenses</b>	<u>\$ 10,562</u>	<u>\$ 10,689</u>	<u>\$ 10,793</u>	<u>\$ 10,897</u>	<u>\$ 11,001</u>	<u>\$ 11,104</u>



**Regional District of Okanagan-Similkameen  
2024-2028 Operational Financial Plan  
TRANSIT - NARAMATA - 8300**

SLP Dec. 1979 No Tax Limit

		2023 Budget	2024 Budget	2025 Budget	2026 Budget	2027 Budget	2028 Budget
<b>No Tax Limit</b>		<b>No Tax Limit</b>	<b>No Tax Limit</b>	<b>No Tax Limit</b>	<b>No Tax Limit</b>	<b>No Tax Limit</b>	<b>No Tax Limit</b>
	<b>Revenue</b>	<b>20.52%</b>	<b>22.83%</b>	<b>3.20%</b>	<b>3.20%</b>	<b>3.20%</b>	<b>3.20%</b>
TAX REQUISITION		103,182	126,735	130,795	134,980	139,303	143,762
TRANSIT FARES		5,500	7,500	7,740	7,988	8,244	8,508
TRANSFER FROM OPERATIONAL RESERVE		11,000	-	-	-	-	-
PRIOR YEARS SURPLUS		18,281	-	-	-	-	-
<b>Total Revenue</b>		<b>\$ 137,963</b>	<b>\$ 134,235</b>	<b>\$ 138,535</b>	<b>\$ 142,968</b>	<b>\$ 147,547</b>	<b>\$ 152,270</b>
	<b>Expense</b>						
SALARIES & WAGES		931	5,294	5,461	5,630	5,807	5,989
NEW FTE AS AUTHORIZED BY THE BOARD SALARIES & WAGES		673	(3,255)	(3,352)	(3,453)	(3,556)	(3,664)
<b>ADMINISTRATION CHARGES</b>		<b>5,405</b>	<b>6,393</b>	<b>6,598</b>	<b>6,809</b>	<b>7,027</b>	<b>7,252</b>
MAINTENANCE		1,550	1,600	1,651	1,704	1,759	1,815
OPERATIONS		110,073	122,103	126,010	130,042	134,203	138,497
TRANSFER TO OP RESERVE		18,281	1,000	1,032	1,065	1,099	1,134
OTHER EXPENSES - MARKETING		1,050	1,100	1,135	1,171	1,208	1,247
<b>Total Expenses</b>		<b>\$ 137,963</b>	<b>\$ 134,235</b>	<b>\$ 138,535</b>	<b>\$ 142,968</b>	<b>\$ 147,547</b>	<b>\$ 152,270</b>



**Regional District of Okanagan-Similkameen  
2024-2028 Operational Financial Plan  
CEMETERY - ELECTORAL AREA "E" (NARAMATA) - 8950**

P715, BL1964 - Assessment

		2023 Budget	2024 Budget	2025 Budget	2026 Budget	2027 Budget	2028 Budget
\$		77,597					
	<b>Revenue</b>	<b>Compliant</b>	<b>Compliant</b>	<b>REVIEW SOON</b>	<b>REVIEW REQUIRED</b>	<b>REVIEW REQUIRED</b>	<b>REVIEW REQUIRED</b>
		-13.20%	55.47%	15.76%	3.25%	3.24%	3.26%
TAX REQUISITION	\$	42,524	\$ 66,114	\$ 76,534	\$ 79,024	\$ 81,588	\$ 84,244
REVENUE - PLOTS		6,550	10,000	10,000	10,000	10,000	10,000
TRANSFER FROM GAS TAX			9,000	9,128	9,260	9,396	9,537
TRANSFER FROM OPERATING RESERVE		4,000	3,000	-	-	-	-
PRIOR YEARS SURPLUS		11,746	10,000	-	-	-	-
<b>Total Revenue</b>	<b>\$</b>	<b>64,820</b>	<b>\$ 98,114</b>	<b>\$ 95,662</b>	<b>\$ 98,284</b>	<b>\$ 100,984</b>	<b>\$ 103,781</b>
	<b>Expense</b>						
SALARIES & WAGES		44,611	53,892	55,523	57,200	58,924	60,714
SALARIES & WAGES			4,155	4,281	4,410	4,542	4,678
<b>ADMINISTRATION CHARGES</b>		<b>1,918</b>	<b>2,908</b>	<b>2,991</b>	<b>3,077</b>	<b>3,165</b>	<b>3,256</b>
CONTRACT SERVICES		4,060	4,203	4,338	4,476	4,620	4,768
EDUCATION & TRAINING		558	578	596	615	635	655
CEMETERY IMPROVEMENTS		-	9,000	9,128	9,260	9,396	9,537
PROPERTY INSURANCE		74	75	77	79	82	85
INSURANCE - LIABILITY		217	225	232	239	247	255
SUPPLIES		1,545	1,599	1,650	1,703	1,757	1,813
TRAVEL/LEASING		3,091	3,199	3,301	3,407	3,516	3,629
TRANSFER TO CAPITAL RESERVE		1,000	8,280	8,545	8,818	9,100	9,391
TRANSFER TO OPERATING RESERVE		7,746	10,000	5,000	5,000	5,000	5,000
<b>Total Expenses</b>	<b>\$</b>	<b>64,820</b>	<b>\$ 98,114</b>	<b>\$ 95,662</b>	<b>\$ 98,284</b>	<b>\$ 100,984</b>	<b>\$ 103,781</b>





**Regional District of Okanagan-Similkameen  
2024-2028 Operational Financial Plan  
AREA "E" TOURISM & COMMUNITY SVS CONTRIBUTION - 9260**

2705, 2015 - Assessment

		2023 Budget	2024 Budget	2025 Budget	2026 Budget	2027 Budget	2028 Budget
\$	16,700	COMPLIANT	COMPLIANT	COMPLIANT	COMPLIANT	COMPLIANT	COMPLIANT
	<b>Revenue</b>	0.18%	0.22%	3.20%	3.20%	3.20%	0.08%
	TAX REQUISITION	10,355	10,378	10,710	11,053	11,406	11,416
	<b>Total Revenue</b>	\$ 10,355	\$ 10,378	\$ 10,710	\$ 11,053	\$ 11,406	\$ 11,416
	<b>Expense</b>						
	ADMINISTRATION CHARGE	355	378	390	403	415	416
	CONTRACT SERVICES	10,000	10,000	10,320	10,650	10,991	11,000
	<b>Total Expenses</b>	\$ 10,355	\$ 10,378	\$ 10,710	\$ 11,053	\$ 11,406	\$ 11,416



**Regional District of Okanagan-Similkameen  
2024-2028 Operational Financial Plan  
STERILE INSECT RELEASE PROGRAM - 6000**

1101, 1989 - Assessment

		2023 Budget	2024 Budget	2025 Budget	2026 Budget	2027 Budget	2028 Budget
\$		2,992,268					
	<b>Revenue</b>	<b>Compliant</b>	<b>Compliant</b>	<b>Compliant</b>	<b>Compliant</b>	<b>Compliant</b>	<b>Compliant</b>
		16.21%	6.42%	6.04%	5.97%	5.89%	4.02%
	TAX REQUISITION	485,451	516,622	547,846	580,526	614,724	639,408
	PARCEL TAX	508,737	518,912	529,290	539,876	550,674	572,786
	GRANT IN LIEU OF TAXES	4,500	4,500	4,500	4,500	4,500	4,500
	PRIOR YEARS SURPLUS	(353)	-	-	-	-	-
	<b>Total Revenue</b>	<b>\$ 998,335</b>	<b>\$ 1,040,034</b>	<b>\$ 1,081,636</b>	<b>\$ 1,124,902</b>	<b>\$ 1,169,898</b>	<b>\$ 1,216,694</b>
	<b>Expense</b>						
	ADMINISTRATION CHARGES	25,871	28,672	29,819	31,012	32,252	33,542
	TRANSFER TO SIR	972,464	1,011,362	1,051,817	1,093,890	1,137,646	1,183,152
	<b>Total Expenses</b>	<b>\$ 998,335</b>	<b>\$ 1,040,034</b>	<b>\$ 1,081,636</b>	<b>\$ 1,124,902</b>	<b>\$ 1,169,898</b>	<b>\$ 1,216,694</b>



**Regional District of Okanagan-Similkameen  
2024-2028 Operational Financial Plan  
OKANAGAN BASIN WATER BOARD - 6500**

Limit Based on Assessment

		2023 Budget	2024 Budget	2025 Budget	2026 Budget	2027 Budget	2028 Budget
\$		887,906					
	<b>Revenue</b>	<b>Compliant</b>	<b>Compliant</b>	<b>Compliant</b>	<b>Compliant</b>	<b>REVIEW SOON</b>	<b>REVIEW SOON</b>
		3.85%	2.67%	2.50%	2.50%	2.50%	3.52%
TAX REQUISITION		772,633	793,296	813,129	833,457	854,294	884,381
<b>Total Revenue</b>		<b>\$ 772,633</b>	<b>\$ 793,296</b>	<b>\$ 813,129</b>	<b>\$ 833,457</b>	<b>\$ 854,294</b>	<b>\$ 884,381</b>
	<b>Expense</b>						
ADMINISTRATION CHARGES		20,022	21,870	22,417	22,977	23,552	24,381
TRANSFER TO OBWB		752,611	771,426	790,712	810,480	830,742	860,000
<b>Total Expenses</b>		<b>\$ 772,633</b>	<b>\$ 793,296</b>	<b>\$ 813,129</b>	<b>\$ 833,457</b>	<b>\$ 854,294</b>	<b>\$ 884,381</b>



**Regional District of Okanagan-Similkameen  
2024-2028 Operational Financial Plan  
OKANAGAN REGIONAL LIBRARY - 9900**

**BI 1906 - No Tax Limit**

		2023 Budget	2024 Budget	2025 Budget	2026 Budget	2027 Budget	2028 Budget
<b>No Tax Limit</b>		<b>No Tax Limit</b>	<b>No Tax Limit</b>	<b>No Tax Limit</b>	<b>No Tax Limit</b>	<b>No Tax Limit</b>	<b>No Tax Limit</b>
	<b>Revenue</b>	<b>5.36%</b>	<b>3.19%</b>	<b>3.01%</b>	<b>3.01%</b>	<b>3.01%</b>	<b>0.72%</b>
TAX REQUISITION		935,777	965,623	994,715	1,024,619	1,055,421	1,062,984
GRANT IN LIEU OF TAXES		6,121	6,182	6,244	6,369	6,496	6,500
PRIOR YEARS SURPLUS		343	-	-	-	-	-
<b>Total Revenue</b>		<b>\$ 942,241</b>	<b>\$ 971,805</b>	<b>\$ 1,000,959</b>	<b>\$ 1,030,988</b>	<b>\$ 1,061,917</b>	<b>\$ 1,069,484</b>
	<b>Expense</b>						
ADMINISTRATION CHARGES		24,409	26,791	27,595	28,423	29,275	29,484
TRANSFER TO OPERATIONAL RESERVE		343	-	-	-	-	-
TRANSFER TO OKANAGAN LIBRARY		917,489	945,014	973,364	1,002,565	1,032,642	1,040,000
<b>Total Expenses</b>		<b>\$ 942,241</b>	<b>\$ 971,805</b>	<b>\$ 1,000,959</b>	<b>\$ 1,030,988</b>	<b>\$ 1,061,917</b>	<b>\$ 1,069,484</b>



## Regional District of Okanagan-Similkameen

2024-2028 Schedule F.13

### **Individual Requisitions**

#### **Electoral Area 'F'**

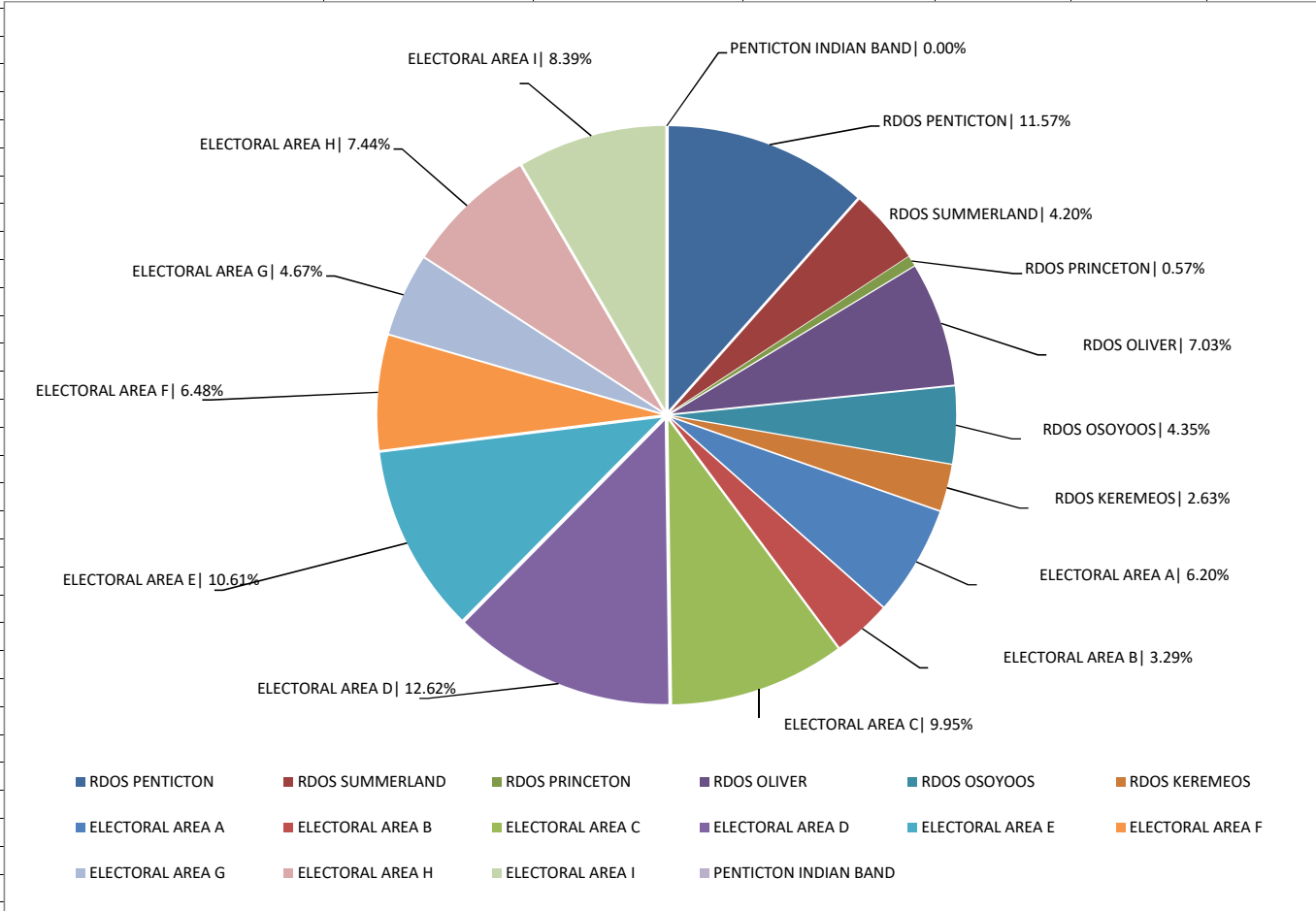
Included in this schedule:

- Summary of Tax Requisitions listing all jurisdictions
- Detail by specific jurisdictions
- Comparison of Tax Requisition by Municipality and Electoral Area
- Individual RDOS portion of tax per various property values\*
- 2024-2028 Operating budget which affect only the member Municipality / Electoral Area
- Capital projects which Electoral 'F' contributed funds (if applicable)

\*This comparison is a weighted average

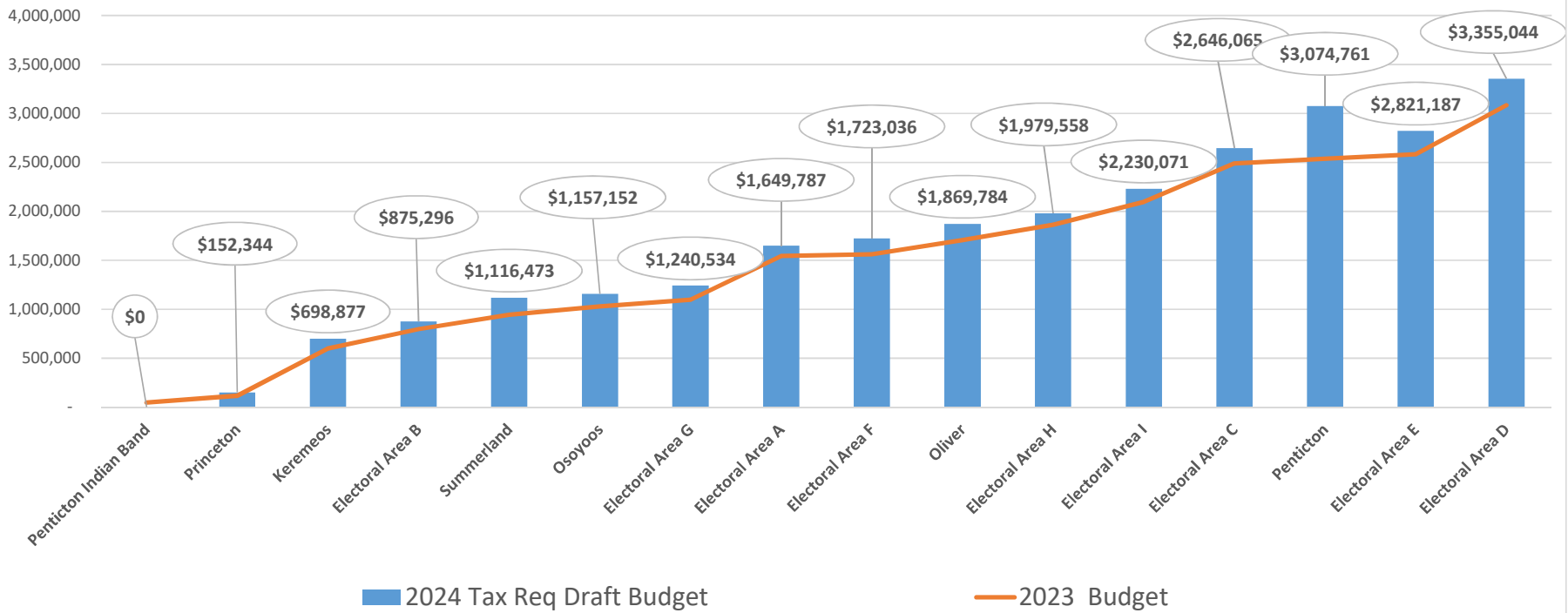
**REGIONAL DISTRICT OKANAGAN-SIMILKAMEEN  
2024 TOTAL REQUISITION SUMMARY**

	<u>2024</u>	<u>2023</u>	<u>\$ Change</u>	<u>% Change</u>	<u>Non-Market Growth %</u>	<u>Net Change %</u>
<b>RDOS PENTICTON</b>	\$ 3,074,761	\$ 2,537,608	\$ 537,153	21.17%	1.05%	20.12%
<b>RDOS SUMMERLAND</b>	1,116,473	944,706	171,767	18.18%	1.77%	16.41%
<b>RDOS PRINCETON</b>	152,344	116,462	35,882	30.81%	0.86%	29.95%
<b>RDOS OLIVER</b>	1,869,784	1,713,954	155,830	9.09%	1.44%	7.65%
<b>RDOS OSOYOOS</b>	1,157,152	1,030,070	127,082	12.34%	1.21%	11.13%
<b>RDOS KEREMEOS</b>	698,877	601,320	97,557	16.22%	1.07%	15.15%
	<b>8,069,392</b>	<b>6,944,120</b>	<b>1,125,272</b>	<b>16.20%</b>	<b>1.24%</b>	<b>14.96%</b>
<b>PENTICTON INDIAN BAND</b>	-	46,265	(46,265)	-100.00%		
<b>ELECTORAL AREA A</b>	1,649,787	1,541,512	108,275	7.02%	2.58%	4.44%
<b>ELECTORAL AREA B</b>	875,296	793,520	81,776	10.31%	5.35%	4.96%
<b>ELECTORAL AREA C</b>	2,646,065	2,478,883	167,182	6.74%	1.60%	5.14%
<b>ELECTORAL AREA D</b>	3,355,044	3,083,591	271,453	8.80%	0.99%	7.81%
<b>ELECTORAL AREA E</b>	2,821,187	2,587,328	233,859	9.04%	3.74%	5.30%
<b>ELECTORAL AREA F</b>	1,723,036	1,560,889	162,147	10.39%	1.54%	8.85%
<b>ELECTORAL AREA G</b>	1,240,534	1,097,296	143,238	13.05%	1.41%	11.64%
<b>ELECTORAL AREA H</b>	1,979,558	1,861,140	118,418	6.36%	2.10%	4.26%
<b>ELECTORAL AREA I</b>	2,230,071	2,097,712	132,359	6.31%	1.30%	5.01%
	<b>18,520,578</b>	<b>17,101,871</b>	<b>1,418,707</b>	<b>8.30%</b>	<b>2.04%</b>	<b>6.26%</b>
<b>TOTAL TAX REQUISITION FOR ALL BUDGETS</b>	<b>\$ 26,589,969</b>	<b>\$ 24,092,256</b>	<b>\$ 2,497,713</b>	<b>10.37%</b>	<b>1.49%</b>	<b>8.88%</b>

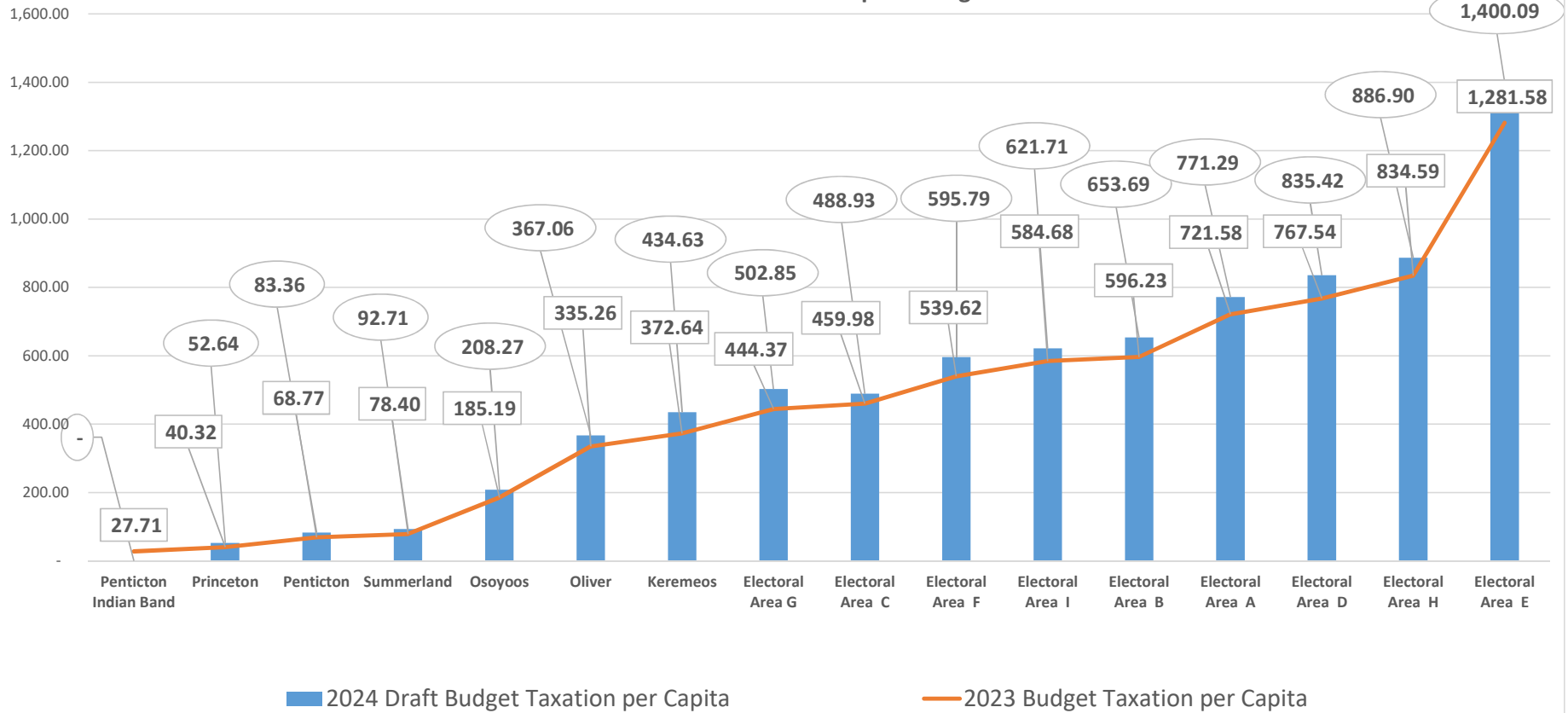


- RDOS PENTICTON
- RDOS SUMMERLAND
- RDOS PRINCETON
- RDOS OLIVER
- RDOS OSOYOOS
- RDOS KEREMEOS
- ELECTORAL AREA A
- ELECTORAL AREA B
- ELECTORAL AREA C
- ELECTORAL AREA D
- ELECTORAL AREA E
- ELECTORAL AREA F
- ELECTORAL AREA G
- ELECTORAL AREA H
- ELECTORAL AREA I
- PENTICTON INDIAN BAND

### RDOS 2024 Tax Requisition as at First Reading - Comparison to 2023 Requisition by Member Municipality and Electoral - At Adoption

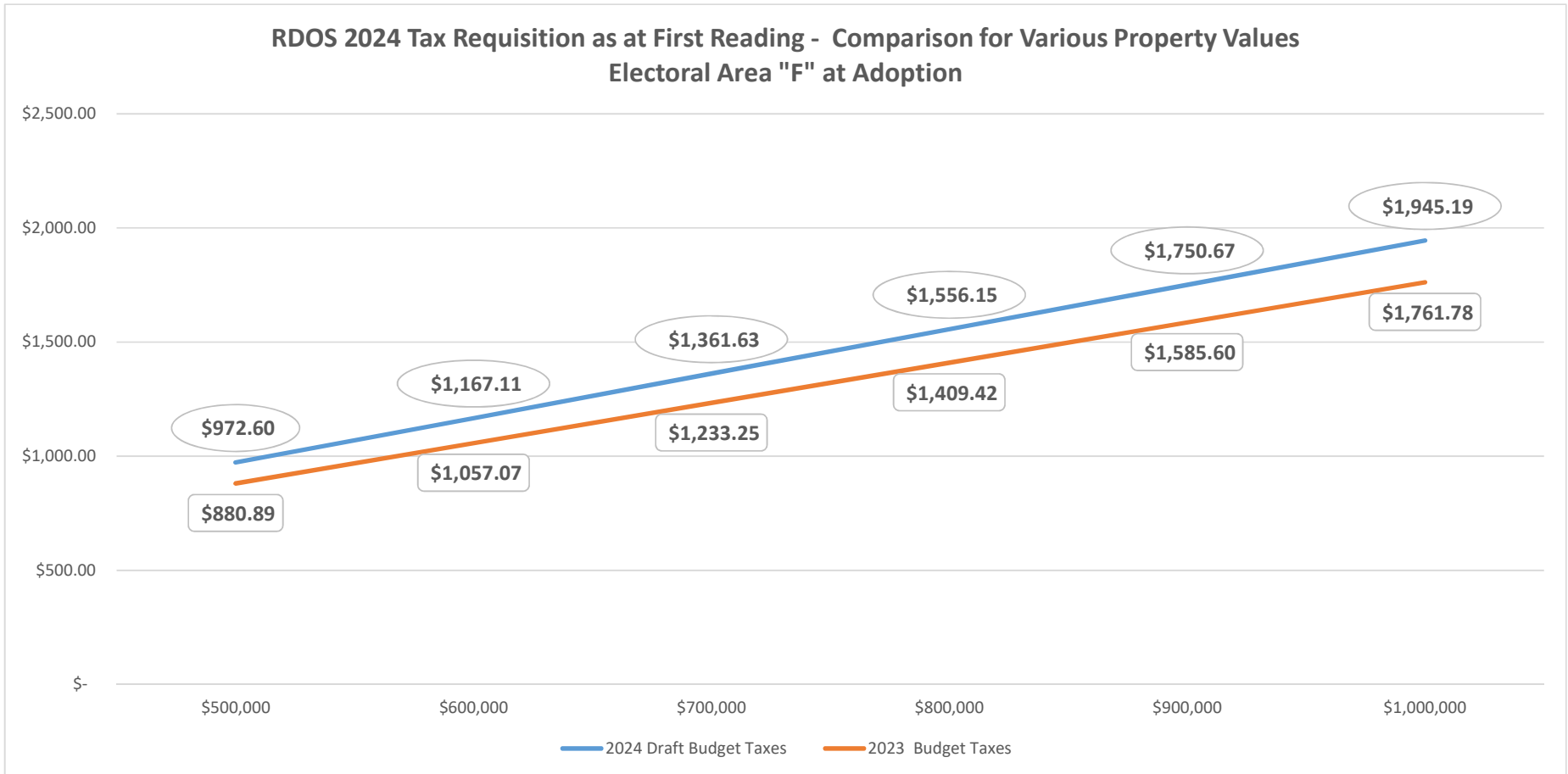


**RDOS 2024 Taxation Per Capita Comparison as at First Reading - Comparison to 2023 by Member Municipality and Electoral Area - Adopted Budget**





**RDOS 2024 Tax Requisition as at First Reading - Comparison for Various Property Values  
Electoral Area "F" at Adoption**





**Regional District of Okanagan-Similkameen  
2024-2028 Operational Financial Plan  
GENERAL GOVERNMENT - 0100**

SLP, 1966 - No Tax Limit

		2023 Budget	2024 Budget	2025 Budget	2026 Budget	2027 Budget	2028 Budget
<b>No Tax Limit</b>		<b>No Tax Limit</b>	<b>No Tax Limit</b>	<b>No Tax Limit</b>	<b>No Tax Limit</b>	<b>No Tax Limit</b>	<b>No Tax Limit</b>
<b>Revenue</b>		<b>7.05%</b>	<b>36.51%</b>	<b>9.93%</b>	<b>3.21%</b>	<b>2.85%</b>	<b>2.85%</b>
TAX REQUISITION		1,612,212	2,200,765	2,419,219	2,496,980	2,568,023	2,641,328
GRANT IN LIEU OF TAXES		5,101	5,101	5,101	5,101	5,101	5,101
RECOVERIES - FOI			400	400	400	400	400
INTEREST INCOME		128,533	-	-	-	-	-
TRANSFER FROM OPERATIONAL RESERVE		57,000	80,000	80,000	80,000	80,000	80,000
MISCELLANEOUS REVENUE		10,201	5,000	5,000	5,000	5,000	5,000
PRIOR YEARS SURPLUS		349,206	-	-	-	-	-
<b>Total Revenue</b>		<b>\$ 2,162,253</b>	<b>\$ 2,291,266</b>	<b>\$ 2,509,720</b>	<b>\$ 2,587,481</b>	<b>\$ 2,658,524</b>	<b>\$ 2,731,829</b>
<b>Expense</b>							
SALARIES & WAGES		1,031,527	1,156,722	1,194,003	1,232,557	1,272,320	1,313,491
NEW FTE AS AUTHORIZED BY THE BOARD SALARIES & WAGES		29,722	256,687	412,739	421,252	429,942	438,820
SALARIES & WAGES - CRIME STOPPERS		92,000	92,500	92,500	92,500	92,500	92,500
HONORARIUMS - DIRECTORS		377,235	416,000	426,060	437,060	447,987	459,186
HONORARIUMS - CHAIRMAN		42,768	44,710	46,275	47,894	49,571	51,306
HONORARIUMS - VICE CHAIRMAN		7,993	8,177	8,463	8,759	9,065	9,383
<b>ADMINISTRATION CHARGE</b>		<b>99,666</b>	<b>133,732</b>	<b>146,987</b>	<b>151,015</b>	<b>155,226</b>	<b>159,570</b>
EDUCATION & TRAINING			1,200	1,242	1,285	1,330	1,377
INSURANCE - PROPERTY		4,467	6,500	6,728	6,963	7,207	7,459
INSURANCE - LIABILITY		31,181	42,000	43,470	44,991	46,566	48,196
SUPPLIES - BOARD DINNERS		25,000	27,000	27,945	28,923	29,935	30,983
ASSET MANAGEMENT SOFTWARE			33,238	34,568	34,568	35,951	37,389
TRAVEL - STAFF		10,302	12,000	12,360	12,731	13,113	13,506
TRAVEL - UBCM & OMMA CONVENTION			-	-	-	-	-
TRAVEL - BOARD		15,453	16,000	16,480	16,974	17,484	18,008
BOARD STAFF RECOGNITION			10,000	10,300	10,609	10,927	11,255
INTERNAL DEBT PRINCIPAL & INTEREST (SYR RESERVE BORROWING)			9,800	19,600	29,400	29,400	29,400
TRANSFER FROM OPERATIONAL RESERVE		349,206	-	-	-	-	-
TRANSFER TO DEPOSIT ACCOUNT		10,302	10,000	10,000	10,000	10,000	10,000
REGIONAL GRANT IN AID - Ha Ha Ha Kidz Fest		5,000	-	-	-	-	-
REGIONAL GRANT IN AID - Okanagan Similkameen Conservation Alliance		3,500	-	-	-	-	-
REGIONAL GRANT IN AID - South Okanagan Immigrant and Community Services		3,500	-	-	-	-	-
REGIONAL GRANT IN AID - Community Wellness Circle							
REGIONAL GRANT IN AID - Peach City Community Radio Society		5,250	-	-	-	-	-
REGIONAL GRANT IN AID - DB Foundation for Health Research			5,000	-	-	-	-
CARBON MITIGATION EXPENSE		6,181	-	-	-	-	-
SAFETY TRACKING - VEHICLES		12,000	-	-	-	-	-
<b>Total Expenses</b>		<b>\$ 2,162,253</b>	<b>\$ 2,291,266</b>	<b>\$ 2,509,720</b>	<b>\$ 2,587,481</b>	<b>\$ 2,658,524</b>	<b>\$ 2,731,829</b>



**Regional District of Okanagan-Similkameen  
2024-2028 Operational Financial Plan  
INVASIVE SPECIES (formerly noxious weeds) - 0200**

BL 2065.02, 2021 - Maximum Levy

		2023 Budget	2024 Budget	2025 Budget	2026 Budget	2027 Budget	2028 Budget
\$		68,750					
	<b>Revenue</b>						
		<b>REVIEW SOON</b>	<b>REVIEW REQUIRED</b>	<b>REVIEW REQUIRED</b>	<b>REVIEW REQUIRED</b>	<b>REVIEW REQUIRED</b>	<b>REVIEW REQUIRED</b>
		4.87%	34.96%	3.42%	3.43%	3.42%	3.42%
TAX REQUISITION		66,360	89,562	92,622	95,797	99,073	102,465
GRANT IN LIEU OF TAXES		93	96	100	103	107	110
TRANSFER FROM OPERATIONAL RESERVES		22,003	-	-	-	-	-
PROVINCIAL GRANTS		12,000	12,420	12,855	13,305	13,770	14,252
<b>Total Revenue</b>		<b>\$ 100,456</b>	<b>\$ 102,078</b>	<b>\$ 105,577</b>	<b>\$ 109,205</b>	<b>\$ 112,950</b>	<b>\$ 116,827</b>
	<b>Expense</b>						
SALARIES & WAGES		12,117	13,490	13,892	14,312	14,739	15,182
SALARIES & WAGES		-	-	-	-	-	-
<b>ADMINISTRATION CHARGE</b>		<b>3,339</b>	<b>3,718</b>	<b>3,845</b>	<b>3,978</b>	<b>4,114</b>	<b>4,255</b>
CONSULTANTS		50,000	51,750	53,561	55,436	57,376	59,384
CONSULTANTS - ABATEMENT PROGRAM		32,000	33,120	34,279	35,479	36,721	38,006
TRANSFER TO OPERATING RESERVE		3,000	-	-	-	-	-
<b>Total Expenses</b>		<b>\$ 100,456</b>	<b>\$ 102,078</b>	<b>\$ 105,577</b>	<b>\$ 109,205</b>	<b>\$ 112,950</b>	<b>\$ 116,827</b>



**Regional District of Okanagan-Similkameen  
2024-2028 Operational Financial Plan  
ELECTORAL AREA ADMINISTRATION - 0300**

SLP, 1966 - No Tax Limit

		2023 Budget	2024 Budget	2025 Budget	2026 Budget	2027 Budget	2028 Budget
<b>No Tax Limit</b>		<b>No Tax Limit</b>	<b>No Tax Limit</b>	<b>No Tax Limit</b>	<b>No Tax Limit</b>	<b>No Tax Limit</b>	<b>No Tax Limit</b>
<b>Revenue</b>		<b>16.41%</b>	<b>-2.41%</b>	<b>3.37%</b>	<b>3.39%</b>	<b>3.38%</b>	<b>3.38%</b>
TAX REQUISITION - ALL AREAS		2,667,222	2,602,949	2,690,603	2,781,939	2,875,877	2,973,078
GRANT IN LIEU OF TAXES		5,100	5,100	5,100	5,100	5,100	5,100
GRANTS		-	-	-	-	-	-
SEARCH FEES		-	5,000	5,100	5,202	5,306	5,412
TRANSFER FROM OPERATIONAL RESERVES		-	-	-	-	-	-
TRANSFER FROM RURAL AREA FEASIBILITY FUND		150,000	50,000	-	-	-	-
PROVINCIAL GRANTS		168,300	165,000	165,000	165,000	165,000	165,000
MISCELLANEOUS REVENUE		80,000	150,000	-	-	-	-
RECOVERABLE HERITAGE HILLS SEWER		-	20,000	-	-	-	-
RECOVERABLE HERITAGE HILLS WATER		-	20,000	-	-	-	-
HR SERVICES REVENUE		-	-	-	-	-	-
PRIOR YEARS SURPLUS		14,454	-	-	-	-	-
<b>Total Revenue</b>		<b>\$ 3,085,076</b>	<b>\$ 3,018,049</b>	<b>\$ 2,865,803</b>	<b>\$ 2,957,241</b>	<b>\$ 3,051,283</b>	<b>\$ 3,148,590</b>
<b>Expense</b>							
SALARIES & WAGES		2,351,382	2,513,167	2,594,408	2,678,319	2,764,827	2,854,354
NEW FTE AS AUTHORIZED BY THE BOARD SALARIES & WAGES		171,817	(178,157)	(161,837)	(166,920)	(172,366)	(177,981)
HONORARIUMS - DIRECTORS		181,000	186,430	192,023	197,784	203,717	209,829
ADMINISTRATION CHARGES		171,123	175,609	169,549	174,968	180,542	186,309
MEMBERSHIP & DUES		19,000	22,000	22,660	23,340	24,040	24,761
SPECIAL PROJECTS - AREA D - SKAHA ESTATES		-	200,000	-	-	-	-
SPECIAL PROJECTS - ELECTIONS		-	25,000	25,000	25,750	26,523	27,318
HERITAGE HILLS SEWER STUDY CF		150,000	50,000	-	-	-	-
VEHICLE DEPRECIATION		5,000	5,000	5,000	5,000	5,000	5,000
EQUIPMENT		7,000	7,000	7,000	7,000	7,000	7,000
LEGAL FEES		2,500	2,500	2,500	2,500	2,500	2,500
SUPPLIES		300	-	-	-	-	-
UTILITIES - TELEPHONE		10,000	6,000	6,000	6,000	6,000	6,000
TRANSFER TO OPERATIONAL RESERVE		14,454	-	-	-	-	-
CONTINGENCY		1,500	1,500	1,500	1,500	1,500	1,500
OTHER EXPENSES - MISCELLANEOUS		-	2,000	2,000	2,000	2,000	2,000
<b>Total Expenses</b>		<b>\$ 3,085,076</b>	<b>\$ 3,018,049</b>	<b>\$ 2,865,803</b>	<b>\$ 2,957,241</b>	<b>\$ 3,051,283</b>	<b>\$ 3,148,590</b>



**Regional District of Okanagan-Similkameen  
2024-2028 Operational Financial Plan  
911 EMERGENCY CALL SYSTEM - 0400**

BI 1095 & 1096 - No Tax Limit

		2023 Budget	2024 Budget	2025 Budget	2026 Budget	2027 Budget	2028 Budget
<b>No Tax Limit</b>		<b>No Tax Limit</b>	<b>No Tax Limit</b>	<b>No Tax Limit</b>	<b>No Tax Limit</b>	<b>No Tax Limit</b>	<b>No Tax Limit</b>
	<b>Revenue</b>	10.27%	19.71%	2.74%	2.75%	2.77%	-9.81%
	TAX REQUISITION	1,089,450	1,304,207	1,340,007	1,376,887	1,414,981	1,276,188
	GRANT IN LIEU OF TAXES	1,880	1,899	1,918	2,000	2,050	2,100
	PRIOR YEARS SURPLUS	21,550	17,466	-	-	-	-
	<b>Total Revenue</b>	<b>\$ 1,112,880</b>	<b>\$ 1,323,572</b>	<b>\$ 1,341,925</b>	<b>\$ 1,378,887</b>	<b>\$ 1,417,031</b>	<b>\$ 1,278,288</b>
	<b>Expense</b>						
	SALARIES & WAGES	105,466	107,629	111,257	115,002	118,876	122,887
	SALARIES & WAGES		18,772	19,341	19,928	20,526	21,142
	ADMINISTRATION CHARGES	31,343	37,439	38,627	39,853	41,118	42,424
	SITE & RADIO MAINTENANCE - ANNUAL CONTRACTS	25,486	25,613	26,433	27,279	28,152	29,053
	UNSCHEDULED MTNCE - FIREHALLS	10,483	15,000	15,480	15,975	16,486	17,014
	UNSCHEDULED MAINTENANCE - TOWERS	15,453	15,000	15,480	15,975	16,486	17,014
	OP - EQPT RENTAL - TRANSMITTER LEASE & M	93,873	110,000	113,520	117,153	120,902	124,771
	CONTRACTS - CENTRAL FIRE Dispatch	377,733	411,957	425,140	438,744	452,784	467,273
	CONTRACTS - OTHER RD - CORD - CENTRAL DI	195,894	199,812	206,206	212,805	219,615	226,643
	INSURANCE - PROPERTY	9,710	9,904	9,954	10,004	10,054	10,104
	INSURANCE - LIABILITY	5,500	5,638	5,666	5,694	5,722	5,751
	LEGAL FEES	3,000	3,000	3,096	3,195	3,297	3,403
	UHF AND VHF RADIO LICENSES	15,724	18,000	18,576	19,170	19,783	20,416
	UTILITIES - TELEPHONE	24,992	25,117	25,921	26,750	27,606	28,489
	DEBT INTEREST (Bylaw 2780/2623)	47,256	47,256	47,256	47,256	47,256	-
	DEBT PRINCIPAL (Bylaw 2780/2623)	130,864	130,864	130,864	130,864	130,864	-
	TRANSFER TO RESERVE CAPITAL	5,000	75,000	77,400	79,877	82,433	85,071
	TRANSFER TO RESERVES RE INTEREST	103	105	108	111	115	119
	TRANSFER TO OPERATING RESERVE	5,000	42,466	25,800	26,626	27,478	28,357
	CONTINGENCY	10,000	25,000	25,800	26,626	27,478	28,357
	<b>Total Expenses</b>	<b>\$ 1,112,880</b>	<b>\$ 1,323,572</b>	<b>\$ 1,341,925</b>	<b>\$ 1,378,887</b>	<b>\$ 1,417,031</b>	<b>\$ 1,278,288</b>



**Regional District of Okanagan-Similkameen  
2024-2028 Operational Financial Plan  
EMERGENCY PLANNING - 0410**

BL 2322, 2004 - No Tax Limit

	2023 Budget	2024 Budget	2025 Budget	2026 Budget	2027 Budget	2028 Budget
<b>No Tax Limit</b>	<b>No Tax Limit</b>	<b>No Tax Limit</b>	<b>No Tax Limit</b>	<b>No Tax Limit</b>	<b>No Tax Limit</b>	<b>No Tax Limit</b>
<b>Revenue</b>	<b>0.40%</b>	<b>114.64%</b>	<b>3.71%</b>	<b>-1.04%</b>	<b>2.05%</b>	<b>1.59%</b>
TAX REQUISITION	366,922	787,555	816,763	808,256	824,807	837,880
GRANT IN LIEU OF TAXES	550	555	561	570	575	600
TRANSFER FROM OPERATING RESERVE	60,000	-	-	-	-	-
PROVINCIAL GRANTS (Carry Forward)	1,266,103	1,583,024	-	-	-	-
PROV GRANTS - UBCM CRI	-	100,000	-	-	-	-
PRIOR YEARS SURPLUS	40,560	-	-	-	-	-
<b>Total Revenue</b>	<b>\$ 1,734,135</b>	<b>\$ 2,471,134</b>	<b>\$ 817,324</b>	<b>\$ 808,826</b>	<b>\$ 825,382</b>	<b>\$ 838,480</b>
<b>Expense</b>						
SALARIES & WAGES	136,154	178,576	184,291	190,195	196,285	202,585
SALARIES & WAGES		235,802	299,734	283,784	291,480	299,387
HONORARIUMS	7,085	7,120	7,156	7,192	7,228	7,264
ADMINISTRATION CHARGES	56,237	79,409	37,029	36,610	37,394	38,011
IT SUPPORT COSTS	3,500	3,605	3,713	3,825	3,939	4,057
FLOOD HAZARD RIKS ASSESSMENT - CF	-	100,000	-	-	-	-
UBCM CEPF - EMERGENCY SUPPORT SERVICES GRANT CF	89,750	-	-	-	-	-
UBCM CRI - FIRESMART GRANT STREAM 1 (OPERATIONS CF)	355,038	-	-	-	-	-
FIRESMART GRANT STREAM 1 (OPERATIONS)	-	240,997	-	-	-	-
EOC SANDBAG OPERATIONS	15,000	15,000	15,075	15,150	15,226	15,302
UBCM - CRI - FIRESMART GRANT STREAM (STAFFING) 2022 GRANT	406,020	-	-	-	-	-
UBCM - CRI - FIRESMART GRANT STREAM (STAFFING) 2022 GRANT	98,130	-	-	-	-	-
UBCM CEPR HEAT PREPAREDNESS CF	300,000	300,000	-	-	-	-
2023 CEPF UCBM GRANT CF	-	117,000	-	-	-	-
2023 EOC CEPF UBCM GRANT EXPENSE CF	-	112,790	-	-	-	-
2023 UBCM CRI FIRESMART GRANT CF	-	200,000	-	-	-	-
2023 CRI FIRESMART GRANT - AREA "A" CF	-	49,997	-	-	-	-
2023 CRI FIRESMART GRANT - AREA "B" CF	-	45,320	-	-	-	-
2023 CRI FIRESMART GRANT - AREA "C" CF	-	45,320	-	-	-	-
2023 CRI FIRESMART GRANT - AREA "D" CF	-	45,320	-	-	-	-
2023 CRI FIRESMART GRANT - AREA "E" CF	-	45,320	-	-	-	-
2023 CRI FIRESMART GRANT - AREA "F" CF	-	45,320	-	-	-	-
2023 CRI FIRESMART GRANT - AREA "G" CF	-	45,320	-	-	-	-
2023 CRI FIRESMART GRANT - AREA "H" CF	-	50,000	-	-	-	-
2023 CRI FIRESMART GRANT - AREA "I" CF	-	45,320	-	-	-	-
2023 E-911 GRANT	-	45,000	-	-	-	-
2024 CEPF DISASTER RISK REDUCTION GRANT	-	150,000	-	-	-	-
CONSULTANTS	4,000	4,080	4,100	4,121	4,142	4,163
AGREEMENT - REGIONAL SEARCH & RESCUE	71,500	90,000	90,450	90,902	91,357	91,814
OPERATIONAL SUPPORT ANIMAL EMERGENCY RESPONSE	10,000	15,000	15,075	15,150	15,226	15,302
REVIEW OF EMERGENCY PROGRAM	60,000	-	-	-	-	-
EDUCATION & TRAINING	25,502	25,630	25,758	25,887	26,016	26,146
EOC SUPPLIES	7,000	8,000	8,040	8,080	8,120	8,161
EQUIPMENT	5,239	5,000	5,050	5,100	5,150	5,200
EQUIPEMENT - SOFTWARE	-	26,000	26,100	26,200	26,300	26,400
INSURANCE - LIABILITY	3,000	3,060	3,121	3,184	3,247	-
INSURANCE - VEHICLE	900	3,000	3,015	3,030	3,045	3,060
LEGAL FEES	1,000	1,000	1,000	1,000	1,000	1,000
SUPPLIES	1,500	3,500	3,515	3,530	3,545	3,550
EOC SUPPLIES	10,000	10,000	10,050	10,100	10,151	10,202
SUPPLIES - MEALS	1,000	1,020	1,040	1,061	1,082	1,087
TRAVEL/LEASING	7,000	7,140	7,283	7,428	7,577	7,578
UTILITIES - TELEPHONE	4,020	5,500	5,528	5,556	5,584	5,612
TRANSFER TO OPERATING RESERVE	40,560	45,368	45,595	45,823	46,052	46,282
EMERGENCY SOCIAL SERVICES	15,000	15,300	15,606	15,918	16,236	16,317
<b>Total Expenses</b>	<b>\$ 1,734,135</b>	<b>\$ 2,471,134</b>	<b>\$ 817,324</b>	<b>\$ 808,826</b>	<b>\$ 825,382</b>	<b>\$ 838,480</b>



**Regional District of Okanagan-Similkameen  
2024-2028 Operational Financial Plan  
BUILDING INSPECTION - 2500**

**2132, 2002 - No Tax Limit**

		2023 Budget	2024 Budget	2025 Budget	2026 Budget	2027 Budget	2028 Budget
<b>No Tax Limit</b>		<b>No Tax Limit</b>	<b>No Tax Limit</b>	<b>No Tax Limit</b>	<b>No Tax Limit</b>	<b>No Tax Limit</b>	<b>No Tax Limit</b>
	<b>Revenue</b>	<b>1.74%</b>	<b>5.61%</b>	<b>5.40%</b>	<b>4.59%</b>	<b>4.69%</b>	<b>3.66%</b>
TAX REQUISITION		332,410	351,044	369,987	386,961	405,106	419,927
GRANT IN LIEU OF TAXES		1,836	1,855	1,873	1,901	1,939	-
FEE FOR SERVICE		30,603	30,909	31,218	31,686	32,320	33,000
ENFORCEMENT FEES		2,550	4,000	4,200	4,400	4,600	4,800
BUILDING PERMITS		743,389	758,000	770,000	785,000	800,000	820,000
TRANSFER FROM OPERATIONAL RESERVE		35,000	-	-	-	-	-
MISCELLANEOUS REVENUE		13,591	10,000	11,000	12,000	13,000	14,000
PRIOR YEARS SURPLUS		289,036	-	-	-	-	-
<b>Total Revenue</b>		<b>\$ 1,448,415</b>	<b>\$ 1,155,808</b>	<b>\$ 1,188,278</b>	<b>\$ 1,221,948</b>	<b>\$ 1,256,965</b>	<b>\$ 1,291,727</b>
	<b>Expense</b>						
SALARIES & WAGES		859,661	895,952	922,365	949,580	977,542	1,006,438
SALARIES & WAGES			1,449	1,500	1,552	1,599	1,647
ADMINISTRATION CHARGES		62,450	67,274	69,185	71,162	73,218	75,252
OPERATIONS - FACILITIES RENTALS		6,181	7,000	7,500	8,000	8,500	9,000
CONTRACTS		20,000	-	-	-	-	-
EDUCATION & TRAINING		12,363	10,000	10,100	10,200	10,300	10,400
DEPRECIATION		15,453	15,685	15,920	16,238	16,563	17,000
EQUIPMENT		21,452	15,000	15,500	16,000	16,500	17,000
INSURANCE - LIABILITY		46,008	46,698	47,398	48,346	49,313	50,000
LEGAL FEES		30,907	31,000	32,000	33,000	33,500	34,000
SUPPLIES		5,151	5,250	5,300	5,350	5,400	5,450
ADVERTISING		2,060	2,000	2,010	2,020	2,030	2,040
TRAVEL/LEASING		36,058	37,000	37,500	38,000	39,500	40,000
UTILITIES - TELEPHONE		11,332	11,500	12,000	12,500	13,000	13,500
TRANSFER TO OPERATIONAL RESERVE		314,188	5,000	5,000	5,000	5,000	5,000
OTHER EXPENSES		5,151	5,000	5,000	5,000	5,000	5,000
<b>Total Expenses</b>		<b>\$ 1,448,415</b>	<b>\$ 1,155,808</b>	<b>\$ 1,188,278</b>	<b>\$ 1,221,948</b>	<b>\$ 1,256,965</b>	<b>\$ 1,291,727</b>



**Regional District of Okanagan-Similkameen  
2024-2028 Operational Financial Plan  
DEVELOPMENT INFRASTRUCTURE - 4200**

LGA Part 26 - No Tax Limit

		2023 Budget	2024 Budget	2025 Budget	2026 Budget	2027 Budget	2028 Budget
<b>No Tax Limit</b>		<b>No Tax Limit</b>	<b>No Tax Limit</b>	<b>No Tax Limit</b>	<b>No Tax Limit</b>	<b>No Tax Limit</b>	<b>No Tax Limit</b>
	<b>Revenue</b>	<b>-65.19%</b>	<b>123.76%</b>	<b>15.68%</b>	<b>3.38%</b>	<b>3.38%</b>	<b>2.58%</b>
TAX REQUISITION		48,224	107,905	124,828	129,053	133,413	136,858
SUBDIVISION SERVICING FEES		12,000	12,000	12,240	12,485	12,735	12,990
SUBDIVISION SERVICING FEES		10,000	12,500	12,750	13,005	13,265	13,530
DEVELOPER FUNDED WATER MODEL		6,000	9,000	9,315	9,641	9,978	10,327
ENGINEERING REVIEW FEES		15,000	25,000	25,875	26,781	27,718	28,688
RECOVERIES FROM PLANNING REFERRALS		20,000	20,000	20,000	20,000	20,000	20,000
TRANSFER FROM OPERATING RESERVE		10,000	23,000	23,690	24,401	25,133	25,887
<b>Total Revenue</b>		<b>\$ 121,224</b>	<b>\$ 209,405</b>	<b>\$ 228,698</b>	<b>\$ 235,366</b>	<b>\$ 242,242</b>	<b>\$ 248,280</b>
	<b>Expense</b>						
SALARIES & WAGES		89,813	102,904	106,375	109,967	113,680	117,518
NEW FTE AS AUTHORIZED BY THE BOARD SALARIES & WAGES		-	55,773	70,031	72,133	74,297	76,526
<b>ADMINISTRATION CHARGES</b>		<b>5,249</b>	<b>9,328</b>	<b>10,254</b>	<b>10,574</b>	<b>10,903</b>	<b>11,193</b>
CONSULTANTS		6,000	6,000	6,180	6,365	6,556	6,753
EDUCATION & TRAINING		500	750	765	780	796	812
DEVELOPER FUNDED INFRASTRUCTURE		10,000	12,500	12,750	13,005	13,265	13,530
INSURANCE - LIABILITY		912	930	949	968	987	-
LEGAL FEES		2,500	5,000	5,150	5,305	5,464	5,628
SUPPLIES		250	200	204	208	212	216
TRAVEL/LEASING		1,000	1,020	1,040	1,061	1,082	1,104
TRANSFER TO OPERATING RESERVE		5,000	15,000	15,000	15,000	15,000	15,000
<b>Total Expenses</b>		<b>\$ 121,224</b>	<b>\$ 209,405</b>	<b>\$ 228,698</b>	<b>\$ 235,366</b>	<b>\$ 242,242</b>	<b>\$ 248,280</b>





**Regional District of Okanagan-Similkameen  
2024-2028 Operational Financial Plan  
ILLEGAL DUMPING - 4250**

**BI 2184 - Maximum Levy**

		2023 Budget	2024 Budget	2025 Budget	2026 Budget	2027 Budget	2028 Budget
\$		<b>25,000</b>					
	<b>Revenue</b>	<b>REVIEW REQUIRED</b>	<b>REVIEW REQUIRED</b>	<b>REVIEW REQUIRED</b>	<b>REVIEW REQUIRED</b>	<b>REVIEW REQUIRED</b>	<b>REVIEW REQUIRED</b>
		0.92%	12.61%	2.40%	2.43%	2.44%	2.47%
TAX REQUISITION		35,882	40,407	41,378	42,384	43,417	44,491
PRIOR YEARS SURPLUS		4,325	-	-	-	-	-
<b>Total Revenue</b>		<b>\$ 40,207</b>	<b>\$ 40,407</b>	<b>\$ 41,378</b>	<b>\$ 42,384</b>	<b>\$ 43,417</b>	<b>\$ 44,491</b>
	<b>Expense</b>						
SALARIES & WAGES		16,456	19,300	19,886	20,493	21,115	21,762
SALARIES & WAGES			186	192	199	205	211
ADMINISTRATION CHARGES		932	1,108	1,143	1,180	1,217	1,256
CONTRACT SERVICES		3,000	3,000	3,105	3,214	3,326	3,443
CONTRACT SERVICES - TIPPING FEES		5,500	5,500	5,693	5,892	6,098	6,312
INSURANCE - LIABILITY		152	152	157	163	169	174
ADVERTISING - PUBLIC EDUCATION		761	761	788	815	844	874
TRAVEL/LEASING		406	400	414	428	443	459
TRANSFER TO OPERATING RESERVE		13,000	10,000	10,000	10,000	10,000	10,000
<b>Total Expenses</b>		<b>\$ 40,207</b>	<b>\$ 40,407</b>	<b>\$ 41,378</b>	<b>\$ 42,384</b>	<b>\$ 43,417</b>	<b>\$ 44,491</b>



**Regional District of Okanagan-Similkameen  
2024-2028 Operational Financial Plan  
SOLID WASTE MANAGEMENT - 4300**

1899.02, 2012 - Assessment

		2023 Budget	2024 Budget	2025 Budget	2026 Budget	2027 Budget	2028 Budget
<b>\$</b>		<b>367,237</b>					
	<b>Revenue</b>	<b>Compliant</b>	<b>Compliant</b>	<b>Compliant</b>	<b>Compliant</b>	<b>Compliant</b>	<b>Compliant</b>
		11.36%	-37.59%	8.68%	2.57%	2.56%	2.59%
	TAX REQUISITION	280,633	175,156	190,364	195,252	200,259	205,453
	TRANSFER FROM OPERATING RESERVE	7,086	245,000	-	-	-	-
	PRIOR YEARS SURPLUS	250,000	245,000	-	-	-	-
	<b>Total Revenue</b>	<b>\$ 537,719</b>	<b>\$ 665,156</b>	<b>\$ 190,364</b>	<b>\$ 195,252</b>	<b>\$ 200,259</b>	<b>\$ 205,453</b>
	<b>Expense</b>						
	SALARIES & WAGES	120,620	107,922	111,216	114,645	118,143	121,776
	NEW FTE AS AUTHORIZED BY THE BOARD SALARIES & WAGES	27,008	182	188	195	201	207
	ADMINISTRATION CHARGES	9,393	8,404	9,134	9,369	9,609	9,858
	CONSULTANTS CF	250,000	245,000				
	CONSULTANTS			30,000	30,000	30,000	30,000
	CONTRACTOR - WEBSITE EXCHANGE SITE	8,120	8,120	8,404	8,698	9,003	9,318
	MEMBERSHIP & DUES	3,986	4,555	4,714	4,879	5,050	5,227
	FOOD COMPOSTING EDUCATION	25,000	25,000	5,000	5,000	5,000	5,000
	INSURANCE - LIABILITY	773	773	800	828	857	887
	LEGAL FEES	100	100	104	107	111	115
	SUPPLIES	2,000	2,000	2,070	2,142	2,217	2,295
	BEAR SMART EXPENSES	9,500	16,600	17,181	17,782	18,405	19,049
	BEAR SMART EXPENSES	7,086	-	-	-	-	-
	BEAR SMART EXPENSES	1,500	1,500	1,553	1,607	1,663	1,721
	TRANSFER TO OPERATING RESERVE	72,633	245,000	-	-	-	-
	<b>Total Expenses</b>	<b>\$ 537,719</b>	<b>\$ 665,156</b>	<b>\$ 190,364</b>	<b>\$ 195,252</b>	<b>\$ 200,259</b>	<b>\$ 205,453</b>



**Regional District of Okanagan-Similkameen  
2024-2028 Operational Financial Plan  
ELECTORAL AREA PLANNING - 5000**

**LGA Part 26 - No Tax Limit**

		2023 Budget	2024 Budget	2025 Budget	2026 Budget	2027 Budget	2028 Budget
<b>No Tax Limit</b>							
	<b>Revenue</b>	<b>No Tax Limit</b>	<b>No Tax Limit</b>	<b>No Tax Limit</b>	<b>No Tax Limit</b>	<b>No Tax Limit</b>	<b>No Tax Limit</b>
		15.67%	10.67%	4.73%	2.64%	2.59%	8.36%
TAX REQUISITION		1,322,564	1,463,656	1,532,911	1,573,343	1,614,055	1,748,959
DEVELOPMENT APPLICATION FEES		100,000	105,000	110,000	115,000	120,000	120,000
TRANSFER FROM OPERATING RESERVE		30,000	70,000	-	-	-	-
PRIOR YEARS SURPLUS		-	70,000	-	-	-	-
<b>Total Revenue</b>		<b>\$ 1,452,564</b>	<b>\$ 1,708,656</b>	<b>\$ 1,642,911</b>	<b>\$ 1,688,343</b>	<b>\$ 1,734,055</b>	<b>\$ 1,868,959</b>
	<b>Expense</b>						
SALARIES & WAGES		836,962	909,960	937,416	965,695	994,852	1,024,939
NEW FTE AS AUTHORIZED BY THE BOARD SALARIES & WAGES		23,529	68,018	98,319	100,372	102,436	104,544
BOARD OF VARIANCE		769	788	808	828	900	-
APC EXPENSES		1,538	1,576	1,615	1,655	2,000	2,000
<b>ADMINISTRATION CHARGES</b>		<b>76,680</b>	<b>89,393</b>	<b>93,704</b>	<b>96,305</b>	<b>98,978</b>	<b>106,914</b>
BYLAW ENFORCEMENT ALLOCATION		166,254	182,273	188,653	195,256	202,089	209,163
CONSULTANTS		100,000	100,000	100,000	100,000	100,000	100,000
<b>CONSULTANTS CF</b>		<b>-</b>	<b>70,000</b>	<b>-</b>	<b>-</b>	<b>-</b>	<b>-</b>
PLANNING REFERRALS TO SUBDIVISION SERVICING		20,000	20,000	20,000	20,000	20,000	20,000
CONTRACT SERVICES		35,000	-	-	-	-	-
EDUCATION & TRAINING		10,250	15,000	16,000	17,000	18,000	19,000
ENVIRONMENTAL PROJECTS		10,000	10,000	10,000	10,000	10,000	10,000
EQUIPMENT		18,040	18,491	18,953	19,427	20,000	21,000
INSURANCE - LIABILITY		8,482	8,694	8,911	9,134	9,200	93,000
LEGAL FEES		41,000	42,025	43,076	44,153	45,000	46,000
LEGAL FEES - COVENANT REGISTRATIONS		7,000	7,100	7,200	7,300	7,400	7,500
SUPPLIES		9,000	9,100	9,200	9,300	9,400	9,500
ADVERTISING		20,000	15,500	16,500	17,500	18,500	19,000
TRAVEL/LEASING		4,100	4,203	4,308	4,416	4,500	4,500
UTILITIES - TELEPHONE		1,000	2,000	2,100	2,200	2,300	2,300
TRANSFER TO OPERATING RESERVE		58,860	130,332	61,840	63,386	64,000	65,000
CONTINGENCY		4,100	4,203	4,308	4,416	4,500	4,600
<b>Total Expenses</b>		<b>\$ 1,452,564</b>	<b>\$ 1,708,656</b>	<b>\$ 1,642,911</b>	<b>\$ 1,688,343</b>	<b>\$ 1,734,055</b>	<b>\$ 1,868,959</b>



**Regional District of Okanagan-Similkameen  
2024-2028 Operational Financial Plan  
ENVIRONMENTAL CONSERVATION - 5010**

RG 734, RG735 C714,z714,714I,714D, 714A 714C 718E 555,BL 2690, 2016

		2023 Budget	2024 Budget	2025 Budget	2026 Budget	2027 Budget	2028 Budget
\$		640,371					
	<b>Revenue</b>	<b>Compliant</b>	<b>Compliant</b>	<b>Compliant</b>	<b>Compliant</b>	<b>Compliant</b>	<b>Compliant</b>
		-0.07%	-0.17%	0.00%	0.00%	0.00%	0.00%
TAX REQUISITION		449,783	449,036	449,035	449,036	449,035	449,035
<b>Total Revenue</b>		<b>\$ 449,783</b>	<b>\$ 449,036</b>	<b>\$ 449,035</b>	<b>\$ 449,036</b>	<b>\$ 449,035</b>	<b>\$ 449,035</b>
	<b>Expense</b>						
ADMINISTRATION CHARGE		11,656	12,379	12,379	12,379	12,379	12,379
OPERATIONS		39,585	40,179	40,781	41,393	42,221	43,000
GRANTS		398,542	396,478	395,875	395,264	394,435	393,656
<b>Total Expenses</b>		<b>\$ 449,783</b>	<b>\$ 449,036</b>	<b>\$ 449,035</b>	<b>\$ 449,036</b>	<b>\$ 449,035</b>	<b>\$ 449,035</b>



**Regional District of Okanagan-Similkameen  
2024-2028 Operational Financial Plan  
RGS - SUB REGIONAL - 5020**

**BL 2421 & 2770 - No Tax Limit**

		2023 Budget	2024 Budget	2025 Budget	2026 Budget	2027 Budget	2028 Budget
<b>No Tax Limit</b>							
	<b>Revenue</b>	<b>No Tax Limit</b>	<b>No Tax Limit</b>	<b>No Tax Limit</b>	<b>No Tax Limit</b>	<b>No Tax Limit</b>	<b>No Tax Limit</b>
		8.89%	14.65%	2.99%	2.97%	2.88%	4.61%
TAX REQUISITION		45,305	51,943	53,494	55,085	56,674	59,286
<b>Total Revenue</b>		<b>\$ 45,305</b>	<b>\$ 51,943</b>	<b>\$ 53,494</b>	<b>\$ 55,085</b>	<b>\$ 56,674</b>	<b>\$ 59,286</b>
	<b>Expense</b>						
SALARIES & WAGES		30,553	36,412	37,522	38,661	39,840	41,055
SALARIES & WAGES			64	66	68	70	72
<b>ADMINISTRATION CHARGES</b>		<b>1,552</b>	<b>1,892</b>	<b>1,948</b>	<b>2,006</b>	<b>2,064</b>	<b>2,159</b>
CONSULTANTS		10,000	10,250	10,506	10,769	11,000	12,000
INSURANCE - LIABILITY		200	250	300	350	400	500
SUPPLIES		1,000	1,025	1,051	1,077	1,100	1,200
ADVERTISING		2,000	2,050	2,101	2,154	2,200	2,300
<b>Total Expenses</b>		<b>\$ 45,305</b>	<b>\$ 51,943</b>	<b>\$ 53,494</b>	<b>\$ 55,085</b>	<b>\$ 56,674</b>	<b>\$ 59,286</b>



**Regional District of Okanagan-Similkameen  
2024-2028 Operational Financial Plan  
DESTRUCTION OF PESTS - 5500**

Sec 767(5), SLP May 2,1967 - Assessment

		2023 Budget	2024 Budget	2025 Budget	2026 Budget	2027 Budget	2028 Budget
\$		2,649,855					
	<b>Revenue</b>	<b>Compliant</b>	<b>Compliant</b>	<b>Compliant</b>	<b>Compliant</b>	<b>Compliant</b>	<b>Compliant</b>
		-111.98%	-738.58%	14.59%	12.84%	3.27%	3.30%
	TAX REQUISITION	(638)	4,074	4,669	5,268	5,440	5,620
	CONTRACT - OLIVER	275	285	295	305	316	327
	CONTRACT - VILLAGE OF KEREMEOS	275	285	295	305	316	327
	TRANSFER FROM OPERATING RESERVE	6,097	-	-	-	-	-
	<b>Total Revenue</b>	<b>\$ 6,009</b>	<b>\$ 4,644</b>	<b>\$ 5,259</b>	<b>\$ 5,878</b>	<b>\$ 6,072</b>	<b>\$ 6,274</b>
	<b>Expense</b>						
	SALARIES & WAGES	2,261	2,115	2,178	2,244	2,310	2,380
	ADMINISTRATION CHARGES	198	169	192	214	221	229
	OPERATIONS - HEALTH & SAFETY	52	54	56	58	60	62
	CONTRACT SERVICES - SPRAYING	2,500	1,500	2,000	2,500	2,588	2,678
	EDUCATION & TRAINING	259	268	277	287	297	308
	INSURANCE - LIABILITY	19	20	20	21	22	23
	SUPPLIES	50	52	54	55	57	59
	ADVERTISING	200	207	214	222	230	238
	TRAVEL/LEASING	250	259	268	277	287	297
	TRANSFER TO OPERATIONAL RESERVES	220	-	-	-	-	-
	<b>Total Expenses</b>	<b>\$ 6,009</b>	<b>\$ 4,644</b>	<b>\$ 5,259</b>	<b>\$ 5,878</b>	<b>\$ 6,072</b>	<b>\$ 6,274</b>



**Regional District of Okanagan-Similkameen**  
**2024-2028 Operational Financial Plan**  
**NUISANCE CONTROL (Regional Service) - 5550**

BL 2198.01, 2008 - Maximum Tax Limit

		2023 Budget	2024 Budget	2025 Budget	2026 Budget	2027 Budget	2028 Budget
\$		31,250					
	<b>Revenue</b>	<b>Compliant</b>	<b>Compliant</b>	<b>Compliant</b>	<b>Compliant</b>	<b>Compliant</b>	<b>Compliant</b>
		-8.13%	9.28%	0.00%	0.00%	0.00%	0.00%
	TAX REQUISITION	23,742	25,945	25,945	25,945	25,945	25,945
	TRANSFER FROM OPERATING RESERVE	2,143	-	-	-	-	-
	PRIOR YEARS SURPLUS	2	-	-	-	-	-
	<b>Total Revenue</b>	\$ 25,887	\$ 25,945	\$ 25,945	\$ 25,945	\$ 25,945	\$ 25,945
	<b>Expense</b>						
	ADMINISTRATION CHARGES	887	945	945	945	945	945
	OP - SW - STARLING CONTROL	25,000	25,000	25,000	25,000	25,000	25,000
	<b>Total Expenses</b>	\$ 25,887	\$ 25,945	\$ 25,945	\$ 25,945	\$ 25,945	\$ 25,945



**Regional District of Okanagan-Similkameen  
2024-2028 Operational Financial Plan  
MOSQUITO CONTROL - 5700**

	2023 Budget	2024 Budget	2025 Budget	2026 Budget	2027 Budget	2028 Budget
<b>Revenue</b>	<b>5.16%</b>	<b>9.66%</b>	<b>4.09%</b>	<b>3.98%</b>	<b>3.53%</b>	<b>3.50%</b>
TAX REQUISITION	170,325	186,776	194,420	202,166	209,310	216,642
TRANSFER FROM RESERVE	10,000	50	50	50	50	50
TRANSFER FROM OPERATING RESERVE		8,000	6,000	5,000	4,000	3,000
MISCELLANEOUS REVENUE	18,000	28,000	28,560	29,131	29,714	30,308
<b>Total Revenue</b>	\$ 198,325	\$ 222,826	\$ 229,030	\$ 236,347	\$ 243,074	\$ 250,000
<b>Expense</b>						
SALARIES & WAGES	95,691	99,885	102,881	105,983	109,148	112,421
SALARIES & WAGES		5,251	5,409	5,572	5,739	5,911
<b>ADMINISTRATION CHARGES</b>	<b>6,571</b>	<b>7,856</b>	<b>8,052</b>	<b>8,255</b>	<b>8,462</b>	<b>8,712</b>
HELICOPTER SPRAYING	35,000	40,000	40,800	41,616	42,448	43,297
OP - W&S - PERMIT FEES	1,035	1,056	1,077	1,099	1,121	1,143
OPERATIONS - HEALTH & SAFETY	518	528	539	550	561	572
CONSULTANTS	500	1,200	1,224	1,248	1,273	1,298
EDUCATION & TRAINING	1,056	1,077	1,099	1,121	1,143	1,166
DEPRECIATION	4,000	4,000	4,000	4,000	4,000	4,000
EQUIPMENT	1,200	1,224	1,248	1,273	1,298	1,324
INSURANCE - LIABILITY	853	870	887	905	923	941
INSURANCE - VEHICLE	2,187	2,231	2,276	2,322	2,368	2,415
SUPPLIES	33,000	40,000	40,800	41,616	42,448	43,297
ADVERTISING	500	510	520	530	541	552
TRAVEL/LEASING	13,000	13,260	13,525	13,796	14,072	14,353
UTILITIES - TELEPHONE	714	728	743	758	773	788
TRANSFER TO VEHICLE REPLACEMENT RESERVE		1,000	2,000	3,000	4,000	4,000
TRANSFER TO INTEREST RESERVE		50	50	50	50	50
TRANSFER TO OPERATING RESERVE	2,500	2,100	1,900	2,653	2,706	2,760
<b>Total Expenses</b>	\$ 198,325	\$ 222,826	\$ 229,030	\$ 236,347	\$ 243,074	\$ 250,000





**Regional District of Okanagan-Similkameen  
2024-2028 Operational Financial Plan  
REGIONAL TRAILS - 7720**

RG735 G716, RG734 535, RG73 B16 BL1470.02, - Assessment

	2023 Budget	2024 Budget	2025 Budget	2026 Budget	2027 Budget	2028 Budget
<b>\$</b>	<b>597,301</b>					
	<b>Compliant</b>	<b>Compliant</b>	<b>Compliant</b>	<b>Compliant</b>	<b>Compliant</b>	<b>Compliant</b>
<b>Revenue</b>	<b>9.09%</b>	<b>-5.78%</b>	<b>3.53%</b>	<b>3.17%</b>	<b>3.16%</b>	<b>3.17%</b>
TAX REQUISITION	433,325	408,289	422,708	436,097	449,867	464,107
PARKS REALLOCATION	44,000	45,540	46,997	48,501	50,053	51,655
KVR Trail Mgmt. - PROVINCIAL CONTRIBUTION	5,000	5,175	5,341	5,512	5,688	5,870
TRANSFER FROM CAPITAL RESERVE KVR TRAIL CONST. CHUTE LK TO LITTLE TUNNEL	8,000	8,280	8,545	8,818	9,100	9,391
PRIOR YEARS SURPLUS	5,630	-	-	-	-	-
<b>Total Revenue</b>	<b>\$ 495,955</b>	<b>\$ 467,284</b>	<b>\$ 483,591</b>	<b>\$ 498,928</b>	<b>\$ 514,708</b>	<b>\$ 531,023</b>
<b>Expense</b>						
SALARIES & WAGES	179,298	199,328	205,535	211,934	218,515	225,333
NEW FTE AS AUTHORIZED BY THE BOARD SALARIES & WAGES	8,089	(38,642)	(37,188)	(38,395)	(39,661)	(40,967)
ADMINISTRATION CHARGES	19,273	19,241	19,921	20,552	21,201	21,872
TRAIL MAINTENANCE	20,000	20,400	21,053	21,727	22,422	23,140
ACQUISITION & MANAGEMENT	14,151	15,384	15,877	16,385	16,909	17,451
CONTRACT SERVICES - TRAIL MAINTENANCE	56,375	55,000	56,760	58,576	60,450	62,384
CONTRACT SERVICES	35,378	32,778	32,597	33,702	34,844	36,022
EDUCATION & TRAINING	4,121	4,265	4,401	4,542	4,687	4,837
AMORTIZATION EXPENSE	18,544	19,193	19,807	20,441	21,095	21,770
VEHICLE & EQUIPMENT	16,000	16,560	17,090	17,637	18,201	18,783
PARK/FACILITY IMPROVEMENTS	9,272	9,597	9,904	10,221	10,548	10,886
INSURANCE - PROPERTY	371	378	390	402	415	428
INSURANCE - LIABILITY	1,834	1,898	1,959	2,022	2,087	2,154
INSURANCE - VEHICLE	12,363	12,796	13,205	13,628	14,064	14,514
SUPPLIES - FACILITY	9,787	10,129	10,453	10,788	11,133	11,489
ADVERTISING	2,576	2,666	2,751	2,839	2,930	3,024
TRAVEL AND LEASE	13,393	13,862	14,306	14,764	15,236	15,724
MFA LEASING	24,500	25,358	26,170	27,008	27,872	28,763
TRANSFER TO CAPITAL RESERVE	45,000	46,575	48,065	49,603	51,190	52,828
TRANSFER TO OPERATING RESERVE	5,630	518	535	552	570	588
<b>Total Expenses</b>	<b>\$ 495,955</b>	<b>\$ 467,284</b>	<b>\$ 483,591</b>	<b>\$ 498,928</b>	<b>\$ 514,708</b>	<b>\$ 531,023</b>



**Regional District of Okanagan-Similkameen  
2024-2028 Operational Financial Plan  
TRANSIT - REGIONAL - 8200**

BL 2809 - Assessment

		2023 Budget	2024 Budget	2025 Budget	2026 Budget	2027 Budget	2028 Budget
\$		359,116					
	<b>Revenue</b>	<b>Compliant</b>	<b>Compliant</b>	<b>Compliant</b>	<b>Compliant</b>	<b>Compliant</b>	<b>Compliant</b>
		9.44%	1.50%	3.27%	3.27%	3.27%	3.27%
	TAX REQUISITION	238,993	242,580	250,504	258,689	267,140	275,866
	TRANSIT FARES	60,425	65,474	67,569	69,731	71,962	74,265
	PROVINCIAL GRANT SAFE START	13,032	13,032	13,449	13,879	14,323	14,781
	MISCELLANEOUS REVENUE	18,801	19,337	19,956	20,595	21,254	21,934
	PRIOR YEARS SURPLUS	28,995	-	-	-	-	-
	<b>Total Revenue</b>	<b>\$ 360,246</b>	<b>\$ 340,423</b>	<b>\$ 351,478</b>	<b>\$ 362,894</b>	<b>\$ 374,679</b>	<b>\$ 386,846</b>
	<b>Expense</b>						
	SALARIES & WAGES	38,878	50,920	52,673	54,487	56,361	58,300
	NEW FTE AS AUTHORIZED BY THE BOARD SALARIES & WAGES	673	(16,422)	(16,914)	(17,422)	(17,945)	(18,483)
	ADMINISTRATION CHARGES	11,348	12,369	12,770	13,185	13,613	14,055
	MAINTAINENCE	1,550	1,600	1,651	1,704	1,759	1,815
	OPERATIONS	277,252	289,511	298,775	308,336	318,203	328,385
	TRANSFER TO OPERATING RESERVE	28,995	845	872	900	929	959
	OTHER EXPENSES - MARKETING	1,550	1,600	1,651	1,704	1,759	1,815
	<b>Total Expenses</b>	<b>\$ 360,246</b>	<b>\$ 340,423</b>	<b>\$ 351,478</b>	<b>\$ 362,894</b>	<b>\$ 374,679</b>	<b>\$ 386,846</b>



**Regional District of Okanagan-Similkameen  
2024-2028 Operational Financial Plan  
ANIMAL CONTROL - "A", "B", "C", "D", "E", "F", "G", "H", "I" - 9200**

2775, 2017 No Tax Limit

		2023 Budget	2024 Budget	2025 Budget	2026 Budget	2027 Budget	2028 Budget
<b>No Tax Limit</b>		<b>No Tax Limit</b>	<b>No Tax Limit</b>	<b>No Tax Limit</b>	<b>No Tax Limit</b>	<b>No Tax Limit</b>	<b>No Tax Limit</b>
	<b>Revenue</b>	<b>21.53%</b>	<b>4.55%</b>	<b>3.90%</b>	<b>3.73%</b>	<b>-12.72%</b>	<b>4.15%</b>
TAX REQUISITION - ALL AREAS		161,840	169,198	175,798	182,364	159,160	165,762
GRANT IN LIEU OF TAXES		510	515	520	525	536	600
ENFORCEMENT FEES		6,121	6,182	6,244	6,369	6,496	6,600
IMPOUND FEES		1,010	1,030	1,041	1,062	1,083	1,100
LICENSING REVENUE		20,402	20,606	20,812	21,228	51,653	52,500
<b>Total Revenue</b>		<b>\$ 189,883</b>	<b>\$ 197,531</b>	<b>\$ 204,415</b>	<b>\$ 211,548</b>	<b>\$ 218,928</b>	<b>\$ 226,562</b>
	<b>Expense</b>						
ADMINISTRATION CHARGES		8,575	9,478	9,808	10,150	10,505	10,871
BYLAW ENFORCEMENT ALLOCATION		37,786	42,082	43,555	45,080	46,657	48,290
CONTRACTS - ANIMAL CONTROL		138,462	142,830	147,829	153,003	158,358	163,901
LEGAL FEES		2,000	-	-	-	-	-
SUPPLIES		2,060	2,091	2,123	2,165	2,208	2,300
ADVERTISING		1,000	1,050	1,100	1,150	1,200	1,200
<b>Total Expenses</b>		<b>\$ 189,883</b>	<b>\$ 197,531</b>	<b>\$ 204,415</b>	<b>\$ 211,548</b>	<b>\$ 218,928</b>	<b>\$ 226,562</b>



**Regional District of Okanagan-Similkameen**  
**2024-2028 Operational Financial Plan**  
**REGIONAL ECONOMIC DEVELOPMENT (OK FILM) - 9390**

BL 2743 - Assessment

		2023 Budget	2024 Budget	2025 Budget	2026 Budget	2027 Budget	2028 Budget
\$		42,249					
	<b>Revenue</b>	<b>Compliant</b>	<b>Compliant</b>	<b>Compliant</b>	<b>Compliant</b>	<b>Compliant</b>	<b>Compliant</b>
		0.17%	10.63%	0.00%	0.00%	-9.40%	10.38%
TAX REQUISITION		36,242	40,093	40,093	40,093	36,323	40,093
<b>Total Revenue</b>		\$ 36,242	\$ 40,093	\$ 40,093	\$ 40,093	\$ 36,323	\$ 40,093
	<b>Expense</b>						
ADMINISTRATION CHARGE		1,242	1,460	1,460	1,460	1,323	1,460
GRANT OK FILM COMM		35,000	38,633	38,633	38,633	35,000	38,633
<b>Total Expenses</b>		\$ 36,242	\$ 40,093	\$ 40,093	\$ 40,093	\$ 36,323	\$ 40,093



**Regional District of Okanagan-Similkameen  
2024-2028 Operational Financial Plan  
ELECTORAL AREA "F" - RURAL PROJECTS - 0370**

SLP, 1966 - No Tax Limit

		2023 Budget	2024 Budget	2025 Budget	2026 Budget	2027 Budget	2028 Budget
<b>No Tax Limit</b>							
	<b>Revenue</b>	<b>No Tax Limit</b>	<b>No Tax Limit</b>	<b>No Tax Limit</b>	<b>No Tax Limit</b>	<b>No Tax Limit</b>	<b>No Tax Limit</b>
		-21.64%	3.09%	-9.00%	1.95%	1.99%	1.29%
TAX REQUISITION		38,316	39,502	35,946	36,647	37,375	37,856
MISCELLANEOUS REVENUE		3,600	-	-	-	-	-
PRIOR YEARS SURPLUS		3,055	-	-	-	-	-
<b>Total Revenue</b>		<b>\$ 44,971</b>	<b>\$ 39,502</b>	<b>\$ 35,946</b>	<b>\$ 36,647</b>	<b>\$ 37,375</b>	<b>\$ 37,856</b>
	<b>Expense</b>						
SALARIES & WAGES		27,993	12,853	13,271	13,708	14,152	14,615
NEW FTE AS AUTHORIZED BY THE BOARD SALARIES & WAGES		(10,552)	(5,037)	(5,188)	(5,344)	(5,504)	(5,669)
<b>ADMINISTRATION CHARGES</b>		<b>1,436</b>	<b>1,439</b>	<b>1,309</b>	<b>1,335</b>	<b>1,361</b>	<b>1,379</b>
SPECIAL PROJECT - INVASIVE TREE REMOVAL		-	-	-	-	-	-
RURAL PROJECT - GOOSE CONTROL		525	533	544	555	566	577
INSURANCE - LIABILITY		115	117	119	121	123	150
SUPPLIES		212	215	218	222	226	234
ADVERTISING - PUBLIC EDUCATION		525	533	541	550	561	570
TRAVEL - UBCM & OMMA CONVENTION		3,091	10,000	6,000	6,000	6,000	6,000
TRANSFER TO OPERATING RESERVE		3,055	-	-	-	-	-
CONTINGENCY		18,571	18,849	19,132	19,500	19,890	20,000
<b>Total Expenses</b>		<b>\$ 44,971</b>	<b>\$ 39,502</b>	<b>\$ 35,946</b>	<b>\$ 36,647</b>	<b>\$ 37,375</b>	<b>\$ 37,856</b>



**Regional District of Okanagan-Similkameen  
2024-2028 Operational Financial Plan  
VICTIM SERVICES AREAS "D","E","F","I" - 0425**

RG735 d716,I716,E716,F716 BL2750 2016 - Assessment

	2023 Budget	2024 Budget	2025 Budget	2026 Budget	2027 Budget	2028 Budget
<b>\$</b>	<b>16,514</b>					
<b>Revenue</b>	<b>Compliant</b>	<b>Compliant</b>	<b>Compliant</b>	<b>Compliant</b>	<b>Compliant</b>	<b>Compliant</b>
	11.54%	1.25%	3.20%	3.20%	3.20%	3.20%
TAX REQUISITION	\$ 9,737	\$ 9,859	\$ 10,175	\$ 10,500	\$ 10,837	\$ 11,183
TRANSFER FROM OPERATIONAL RESERVE	100	-	-	-	-	-
PRIOR YEARS SURPLUS	778	-	-	-	-	-
<b>Total Revenue</b>	<b>\$ 10,615</b>	<b>\$ 9,859</b>	<b>\$ 10,175</b>	<b>\$ 10,500</b>	<b>\$ 10,837</b>	<b>\$ 11,183</b>
<b>Expense</b>						
ADMINISTRATION CHARGE	337	359	371	382	395	407
CONTRACTS & AGREEMENTS	9,500	9,500	9,804	10,118	10,442	10,776
TRANSFER TO OPERATING RESERVE	778	-	-	-	-	-
<b>Total Expenses</b>	<b>\$ 10,615</b>	<b>\$ 9,859</b>	<b>\$ 10,175</b>	<b>\$ 10,500</b>	<b>\$ 10,837</b>	<b>\$ 11,183</b>



**Regional District of Okanagan-Similkameen**  
**2024-2028 Operational Financial Plan**  
**FIRE PROTECTION - WEST BENCH / SAGE MESA / HUSLA - 1000**

A715 BL 1602,1995 - No Tax Limit

		2023 Budget	2024 Budget	2025 Budget	2026 Budget	2027 Budget	2028 Budget
<b>No Tax Limit</b>		<b>No Tax Limit</b>	<b>No Tax Limit</b>	<b>No Tax Limit</b>	<b>No Tax Limit</b>	<b>No Tax Limit</b>	<b>No Tax Limit</b>
	<b>Revenue</b>	<b>10.88%</b>	<b>24.00%</b>	<b>6.99%</b>	<b>7.08%</b>	<b>7.27%</b>	<b>7.13%</b>
TAX REQUISITION		\$ 398,731	\$ 494,410	\$ 528,979	\$ 566,428	\$ 607,601	\$ 650,946
PRIOR YEARS SURPLUS		12,696	-	-	-	-	-
<b>Total Revenue</b>		<b>\$ 411,427</b>	<b>\$ 494,410</b>	<b>\$ 528,979</b>	<b>\$ 566,428</b>	<b>\$ 607,601</b>	<b>\$ 650,946</b>
	<b>Expense</b>						
ADMINISTRATION CHARGES		10,662	13,630	14,583	15,616	16,751	17,946
CONTRACTS - PENTICTON ADMINISTRATION CHARGES			73,220	78,346	83,898	90,000	96,407
CONTRACTS - PENTICTON		400,000	406,780	435,254	466,102	500,000	535,593
INSURANCE - LIABILITY		765	780	796	812	850	1,000
<b>Total Expenses</b>		<b>\$ 411,427</b>	<b>\$ 494,410</b>	<b>\$ 528,979</b>	<b>\$ 566,428</b>	<b>\$ 607,601</b>	<b>\$ 650,946</b>



**Regional District of Okanagan-Similkameen**  
**2024-2028 Operational Financial Plan**  
**UNSIGHTLY/UNTIDY PREMISES - AREA "F" - 2630**

2437, 2008 No Tax Limit

		2023 Budget	2024 Budget	2025 Budget	2026 Budget	2027 Budget	2028 Budget
<b>No Tax Limit</b>		<b>No Tax Limit</b>	<b>No Tax Limit</b>	<b>No Tax Limit</b>	<b>No Tax Limit</b>	<b>No Tax Limit</b>	<b>No Tax Limit</b>
	<b>Revenue</b>						
	TAX REQUISITION	-0.02%	3.93%	3.13%	3.14%	3.15%	3.16%
	PRIOR YEARS SURPLUS	9,403	9,772	10,078	10,395	10,722	11,061
	<b>Total Revenue</b>	4,332	-	-	-	-	-
		\$ 13,735	\$ 9,772	\$ 10,078	\$ 10,395	\$ 10,722	\$ 11,061
	<b>Expense</b>						
	ADMINISTRATION CHARGE	339	356	367	379	391	403
	BYLAW ENFORCEMENT	7,557	8,416	8,711	9,016	9,331	9,658
	CONTRACT SERVICES	1,000	1,000	1,000	1,000	1,000	1,000
	LEGAL FEES	1,000	-	-	-	-	-
	TRANSFER TO OPERATIONAL RESERVE	3,839	-	-	-	-	-
	<b>Total Expenses</b>	\$ 13,735	\$ 9,772	\$ 10,078	\$ 10,395	\$ 10,722	\$ 11,061





**Regional District of Okanagan-Similkameen  
2024-2028 Operational Financial Plan  
NOISE BYLAWS AREAS "D", "F", "I" - 2700**

BL 1436.01, 2004 - Tax based on Assessment

		2023 Budget	2024 Budget	2025 Budget	2026 Budget	2027 Budget	2028 Budget
\$		126,051					
	<b>Revenue</b>	<b>COMPLIANT</b>	<b>COMPLIANT</b>	<b>COMPLIANT</b>	<b>COMPLIANT</b>	<b>COMPLIANT</b>	<b>COMPLIANT</b>
		0.29%	-2.47%	3.61%	3.59%	3.58%	3.56%
	TAX REQUISITION - AREA 'D', AREA 'F', AREA 'I'	28,996	28,279	29,300	30,353	31,440	32,560
	PRIOR YEARS SURPLUS	456	-	-	-	-	-
	<b>Total Revenue</b>	<b>\$ 29,452</b>	<b>\$ 28,279</b>	<b>\$ 29,300</b>	<b>\$ 30,353</b>	<b>\$ 31,440</b>	<b>\$ 32,560</b>
	<b>Expense</b>						
	ADMINISTRATION CHARGES	982	1,030	1,067	1,106	1,145	1,186
	BYLAW ENFORCEMENT	22,672	25,249	26,133	27,048	27,994	28,974
	CONTRACT SERVICES	5,000	2,000	2,100	2,200	2,300	2,400
	TRANSFER TO RESERVE	798	-	-	-	-	-
	<b>Total Expenses</b>	<b>\$ 29,452</b>	<b>\$ 28,279</b>	<b>\$ 29,300</b>	<b>\$ 30,353</b>	<b>\$ 31,440</b>	<b>\$ 32,560</b>



**Regional District of Okanagan-Similkameen  
2024-2028 Operational Financial Plan  
WATER SYSTEM - FAULDER - 3920**

BYLAW 1177,78,79 Maximum Limit

	2023 Budget	2024 Budget	2025 Budget	2026 Budget	2027 Budget	2028 Budget
<b>\$</b>	<b>167,000</b>					
<b>Revenue</b>	<b>Compliant</b>	<b>Compliant</b>	<b>REVIEW REQUIRED</b>	<b>REVIEW REQUIRED</b>	<b>REVIEW REQUIRED</b>	<b>REVIEW REQUIRED</b>
	0.31%	0.00%	10.93%	-0.69%	3.13%	
PARCEL TAX	153,779	153,779	170,580	169,401	174,696	182,289
TRANSFER FROM OPERATING RESERVE	55,000	8,003	3,000	35,000	4,000	2,000
MISCELLANEOUS REVENUE	400	100	100	100	100	100
PRIOR YEARS SURPLUS	440	3,000	-	-	-	-
<b>Total Revenue</b>	<b>\$ 209,619</b>	<b>\$ 164,882</b>	<b>\$ 173,680</b>	<b>\$ 204,501</b>	<b>\$ 178,796</b>	<b>\$ 184,389</b>
<b>Expense</b>						
SALARIES & WAGES	65,982	74,848	77,023	79,267	81,560	83,732
NEW FTE AS AUTHORIZED BY THE BOARD SALARIES & WAGES	1,103	7,445	9,596	9,884	10,182	10,487
<b>ADMINISTRATION CHARGES</b>	<b>8,563</b>	<b>7,348</b>	<b>7,621</b>	<b>9,198</b>	<b>8,060</b>	<b>8,279</b>
IT SUPPORT COSTS	6,750	6,953	7,161	7,376	7,597	7,825
OPERATIONS	81,000	23,000	23,690	51,401	25,133	25,887
OP-W&S- WATER QUALITY MONIT	2,000	1,800	1,200	1,224	1,248	1,273
CROSS CONNECTION CONTROL	800	500	510	520	530	541
CONSERVATION OUTREACH		500	510	520	530	541
OPERATIONS - HEALTH & SAFETY	259	500	515	530	546	562
CONSULTANTS	1,500	500	515	530	546	562
EDUCATION & TRAINING	800	1,000	1,030	1,061	1,093	1,126
DEPRECIATION	1,242	-	-	-	-	-
INSURANCE - PROPERTY	4,477	4,567	4,613	4,659	4,706	4,753
INSURANCE - LIABILITY	741	756	764	772	780	788
ADVERTISING/ PUBLIC EDUCATION	250	100	102	104	106	108
TRAVEL/LEASING	4,141	4,000	4,080	4,162	4,245	4,330
UTILITIES	18,000	9,567	9,854	10,150	10,455	10,769
UTILITIES - COMMUNICATIONS		9,750	10,043	10,344	10,654	10,974
DEBT INTEREST (Bylaw 2736/2712)	2,701	2,701	2,701	2,701	2,701	2,701
DEBT PRINCIPAL(Bylaw 2736/2712)	4,786	4,786	4,786	4,786	4,786	4,786
TRANSFER TO RESERVE	2,000	2,000	2,000	2,000	1,000	1,000
TRANSFER TO VEHICLE REPLACEMENT RESERVE		1,261	1,286	1,312	1,338	1,365
TRANSFER TO OPERATING RESERVE		1,000	4,080	2,000	1,000	2,000
<b>Total Expenses</b>	<b>\$ 209,619</b>	<b>\$ 164,882</b>	<b>\$ 173,680</b>	<b>\$ 204,501</b>	<b>\$ 178,796</b>	<b>\$ 184,389</b>



**Regional District of Okanagan-Similkameen  
2024-2028 Operational Financial Plan  
WATER SYSTEM - WEST BENCH - 3970**

2555, 2012 Parcel Numbers

	2023 Budget	2024 Budget	2025 Budget	2026 Budget	2027 Budget	2028 Budget
	<b>Verify Parcel Numbers</b>					
<b>Revenue</b>	0.00%	0.00%	0.00%	0.00%	0.00%	0.00%
	3.96%	11.26%	6.21%	3.04%	3.04%	2.99%
PARCEL TAX	115,600	115,600	115,600	115,600	115,600	115,600
USER FEES	369,102	410,666	436,187	449,464	463,114	476,977
LOAN PAYMENT COLLECTED	32,958	-	-	-	-	-
CAPITAL CHARGE	40,000	40,000	40,000	40,000	40,000	40,000
TRANSFER FROM RESERVE	1,000	1,000	1,000	1,000	1,000	1,000
TRANSFER FROM OPERATING RESERVE	5,000	5,000	5,000	5,000	5,000	5,000
MISCELLANEOUS REVENUE	600	600	600	600	600	600
<b>Total Revenue</b>	\$ 564,260	\$ 572,866	\$ 598,387	\$ 611,664	\$ 625,314	\$ 639,177
	<b>Expense</b>					
SALARIES & WAGES	95,066	121,661	125,234	128,933	132,716	136,431
NEW FTE AS AUTHORIZED BY THE BOARD SALARIES & WAGES	6,259	29,540	42,830	44,115	45,440	46,802
<b>ADMINISTRATION CHARGES</b>	<b>15,691</b>	<b>20,010</b>	<b>21,231</b>	<b>21,865</b>	<b>22,517</b>	<b>23,179</b>
IT SUPPORT COSTS	7,750	7,983	8,222	8,468	8,723	8,985
OPERATIONS	25,756	30,000	30,900	31,827	32,782	33,765
OP- WATER QUALITY MONITORING	2,733	2,760	2,843	2,928	3,016	3,106
CROSS CONNECTION CONTROL	4,121	4,162	4,287	4,416	4,548	4,684
CONSERVATION OUTREACH	-	4,000	4,120	4,244	4,371	4,502
OPERATIONS - BULK WATER	142,311	143,734	148,046	152,487	157,062	161,774
CONSULTANTS	2,000	2,020	2,081	2,143	2,207	2,273
EDUCATION & TRAINING	2,988	3,018	3,109	3,202	3,298	3,397
VEHICLE DEPRECIATION	2,060	-	-	-	-	-
INSURANCE - PROPERTY	4,019	4,099	4,222	4,349	4,479	4,613
INSURANCE - LIABILITY	4,386	4,474	4,608	4,746	4,888	5,035
LEGAL FEES	800	808	832	857	883	909
ADVERTISING - PUBLIC EDUCATION	618	624	643	662	682	702
TRAVEL/LEASING	4,000	4,040	4,161	4,286	4,415	4,547
UTILITIES	32,640	27,095	27,908	28,745	29,607	30,495
UTILITIES - COMMUNICATIONS	-	5,000	5,150	5,305	5,464	5,628
DEBT INTEREST (Bylaw 2687/2590)	61,662	41,712	41,712	41,712	41,712	41,712
DEBT PRINCIPAL (Bylaw 2687/2590)	102,400	67,045	67,045	67,045	67,045	67,045
TRANSFER TO RESERVE	40,000	40,000	40,000	40,000	40,000	40,000
TRANSFER TO VEHICLE REPLACEMENT RESERVE	-	2,081	2,143	2,207	2,273	2,341
TRANSFER TO OPERATING RESERVE RATE RESET	5,000	5,000	5,000	5,000	5,000	5,000
CONTINGENCY	2,000	2,000	2,060	2,122	2,186	2,252
<b>Total Expenses</b>	\$ 564,260	\$ 572,866	\$ 598,387	\$ 611,664	\$ 625,314	\$ 639,177



**Regional District of Okanagan-Similkameen**  
**2024-2028 Operational Financial Plan**  
**WEST BENCH SOIL REMOVAL AND DEPOSITION SERVICE - 4400**

		2023 Budget	2024 Budget	2025 Budget	2026 Budget	2027 Budget	2028 Budget
<b>User Fees</b>		N/A	N/A	N/A	N/A	N/A	N/A
	<b>Revenue</b>						
			94.97%	1.59%	2.43%	2.44%	2.45%
TAX REQUISITION		9,994	19,485	19,794	20,275	20,770	21,280
APPROVAL FEES		500	500	500	500	500	510
<b>Total Revenue</b>		\$ 10,494	\$ 19,985	\$ 20,294	\$ 20,775	\$ 21,270	\$ 21,790
	<b>Expense</b>						
SALARIES & WAGES		2,500	13,832	14,284	14,751	15,233	15,732
ADMINISTRATION CHARGES		200	474	482	496	509	524
BYLAW EXPENSES		2,500	2,885	2,734	2,734	2,734	2,734
LEGAL		2,500	-	-	-	-	-
TRANSFER TO OPERATING RESERVES		2,794	2,794	2,794	2,794	2,794	2,800
<b>Total Expenses</b>		\$ 10,494	\$ 19,985	\$ 20,294	\$ 20,775	\$ 21,270	\$ 21,790



**Regional District of Okanagan-Similkameen  
2024-2028 Operational Financial Plan  
RECREATION - WEST BENCH - 7560**

V715, BL488,1979 Max Tax Limit

		2023 Budget	2024 Budget	2025 Budget	2026 Budget	2027 Budget	2028 Budget
\$		20,000					
	<b>Revenue</b>	<b>Compliant</b>	<b>REVIEW SOON</b>	<b>REVIEW SOON</b>	<b>REVIEW SOON</b>	<b>REVIEW SOON</b>	<b>REVIEW SOON</b>
	TAX REQUISITION	0.13%	1.94%	0.06%	0.05%	0.05%	0.05%
	<b>Total Revenue</b>	18,890	19,257	19,268	19,278	19,289	19,299
		\$ 18,890	\$ 19,257	\$ 19,268	\$ 19,278	\$ 19,289	\$ 19,299
	<b>Expense</b>						
	SALARIES & WAGES		326	337	347	357	367
	ADMINISTRATION CHARGE	490	531	531	531	532	532
	CONTRACTS - PENTICTON ADMINISTRATION CHARGES		2,807	2,807	2,807	2,807	2,807
	CONTRACTS - PENTICTON	18,400	15,593	15,593	15,593	15,593	15,593
	<b>Total Expenses</b>	18,890	19,257	19,268	19,278	19,289	19,299
		\$ 18,890	\$ 19,257	\$ 19,268	\$ 19,278	\$ 19,289	\$ 19,299



**Regional District of Okanagan-Similkameen  
2024-2028 Operational Financial Plan  
AREA "F" PARKS COMMISSION - 7570**

RG 735, F715, BL1826 - Assessment

	2023 Budget	2024 Budget	2025 Budget	2026 Budget	2027 Budget	2028 Budget
<b>\$</b>	<b>225,743</b>					
<b>Revenue</b>	<b>Compliant</b>	<b>Compliant</b>	<b>Compliant</b>	<b>Compliant</b>	<b>Compliant</b>	<b>Compliant</b>
	24.27%	21.72%	3.08%	3.08%	3.00%	3.02%
TAX REQUISITION	149,217	181,630	187,231	192,996	198,782	204,775
P&R REGISTRATION FEES	4,315	4,000	4,128	4,260	4,396	4,537
TRANSFER FROM GAS TAX	-	7,245	7,477	7,716	7,963	8,218
TRANSFER FROM OPERATIONAL RESERVE	19,500	-	-	-	-	-
PRIOR YEARS SURPLUS	12,542	-	-	-	-	-
<b>Total Revenue</b>	<b>\$ 185,574</b>	<b>\$ 192,875</b>	<b>\$ 198,836</b>	<b>\$ 204,972</b>	<b>\$ 211,141</b>	<b>\$ 217,530</b>
<b>Expense</b>						
SALARIES & WAGES	79,907	107,165	110,353	113,628	116,854	120,201
NEW FTE AS AUTHORIZED BY THE BOARD SALARIES & WAGES	3,864	(19,325)	(19,906)	(20,501)	(21,117)	(21,750)
PART TIME WAGES - REC INSTRUCTORS	5,500	5,693	5,875	6,063	6,257	6,457
WAGES - SUMMER STAFF	1,545	1,599	1,650	1,703	1,757	1,813
<b>ADMINISTRATION CHARGES</b>	<b>6,593</b>	<b>7,289</b>	<b>7,512</b>	<b>7,742</b>	<b>7,971</b>	<b>8,208</b>
IT EXPENSE	2,250	2,329	2,404	2,481	2,560	2,642
CONTRACT SERVICES	6,357	6,579	6,789	7,006	7,231	7,462
CONTRACT SERVICES - OPERATIONS	1,030	-	-	-	-	-
EDUCATION & TRAINING	1,500	1,553	1,603	1,654	1,707	1,762
PARKS IMPROVEMENTS	11,500	7,245	7,477	7,716	7,963	8,218
INSURANCE - PROPERTY	601	613	633	653	674	696
INSURANCE - LIABILITY	513	531	548	566	584	603
SUPPLIES	4,121	4,265	4,402	4,543	4,688	4,838
SUPPLIES - PARKS	5,687	10,886	11,235	11,595	11,965	12,348
SPECIAL EVENTS	1,030	1,066	1,100	1,135	1,171	1,208
ADVERTISING	1,417	1,467	1,514	1,562	1,612	1,664
TRAVEL/LEASING	6,984	7,162	7,392	7,628	7,872	8,124
UTILITIES	5,600	5,796	5,981	6,172	6,370	6,574
TRANSFER TO CAPITAL RESERVE	39,075	40,444	41,739	43,074	44,452	45,874
TRANSFER TO OPERATING RESERVE	500	518	535	552	570	588
<b>Total Expenses</b>	<b>\$ 185,574</b>	<b>\$ 192,875</b>	<b>\$ 198,836</b>	<b>\$ 204,972</b>	<b>\$ 211,141</b>	<b>\$ 217,530</b>



**Regional District of Okanagan-Similkameen  
2024-2028 Operational Financial Plan  
GRANT-IN-AID - AREA "F" - 8000**

Sec 787 (F), LGA Part 5 Sec 176 (1) - Assessment

		2023 Budget	2024 Budget	2025 Budget	2026 Budget	2027 Budget	2028 Budget
\$		57,247					
	<b>Revenue</b>	<b>Compliant</b>	<b>Compliant</b>	<b>Compliant</b>	<b>Compliant</b>	<b>Compliant</b>	<b>Compliant</b>
		83.70%	1.68%	0.00%	0.00%	-0.03%	-0.05%
	TAX REQUISITION	3,750	3,813	3,813	3,813	3,812	3,810
	GRANT IN LIEU OF TAXES	27	27	27	27	28	30
	TRANSFER FROM OPERATIONAL RESERVE	1,504	-	-	-	-	-
	<b>Total Revenue</b>	\$ 5,281	\$ 3,840	\$ 3,840	\$ 3,840	\$ 3,840	\$ 3,840
	<b>Expense</b>						
	ADMINISTRATION CHARGE	181	140	140	140	140	140
	GRANTS IN AID	5,100	3,700	3,700	3,700	3,700	3,700
	<b>Total Expenses</b>	\$ 5,281	\$ 3,840	\$ 3,840	\$ 3,840	\$ 3,840	\$ 3,840



**Regional District of Okanagan-Similkameen  
2024-2028 Operational Financial Plan  
TRANSIT - WEST BENCH "F" - 8240**

**Bylaw 2019 - No Tax Limit**

		2023 Budget	2024 Budget	2025 Budget	2026 Budget	2027 Budget	2028 Budget
<b>No Tax Limit</b>		<b>No Tax Limit</b>	<b>No Tax Limit</b>	<b>No Tax Limit</b>	<b>No Tax Limit</b>	<b>No Tax Limit</b>	<b>No Tax Limit</b>
	<b>Revenue</b>						
		-7.29%	13.93%	3.23%	3.22%	3.22%	3.22%
PARCEL TAX		24,137	27,500	28,388	29,302	30,245	31,220
TRANSIT FARES		4,128	4,401	4,542	4,687	4,837	4,992
PRIOR YEAR SURPLUS		3,172	-	-	-	-	-
<b>Total Revenue</b>		<b>\$ 31,437</b>	<b>\$ 31,901</b>	<b>\$ 32,930</b>	<b>\$ 33,989</b>	<b>\$ 35,082</b>	<b>\$ 36,212</b>
	<b>Expense</b>						
SALARIES & WAGES		931	3,127	3,229	3,332	3,439	3,551
NEW FTE AS AUTHORIZED BY THE BOARD SALARIES & WAGES		449	(2,315)	(2,384)	(2,456)	(2,529)	(2,606)
<b>ADMINISTRATION CHARGES</b>		<b>968</b>	<b>1,043</b>	<b>1,077</b>	<b>1,112</b>	<b>1,147</b>	<b>1,184</b>
MAINTENANCE		1,500	1,500	1,548	1,598	1,649	1,702
OPERATIONS		23,402	24,267	25,044	25,845	26,672	27,526
ADVERTISING		500	500	516	533	550	568
TRANSFER TO OPERATING RESERVE		3,172	3,256	3,360	3,468	3,579	3,694
OTHER EXPENSE - MARKETING		515	523	540	557	575	593
<b>Total Expenses</b>		<b>\$ 31,437</b>	<b>\$ 31,901</b>	<b>\$ 32,930</b>	<b>\$ 33,989</b>	<b>\$ 35,082</b>	<b>\$ 36,212</b>





**Regional District of Okanagan-Similkameen  
2024-2028 Operational Financial Plan  
STREET LIGHTING - WEST BENCH/HUSULA - 9660**

**BL 1000,1987 No Tax Limit**

		2023 Budget	2024 Budget	2025 Budget	2026 Budget	2027 Budget	2028 Budget
<b>No Tax Limit</b>		<b>No Tax Limit</b>	<b>No Tax Limit</b>	<b>No Tax Limit</b>	<b>No Tax Limit</b>	<b>No Tax Limit</b>	<b>No Tax Limit</b>
	<b>Revenue</b>	<b>1.91%</b>	<b>1.60%</b>	<b>2.02%</b>	<b>1.98%</b>	<b>2.01%</b>	<b>2.02%</b>
PARCEL TAX		6,734	6,842	6,980	7,118	7,261	7,408
<b>Total Revenue</b>		<b>\$ 6,734</b>	<b>\$ 6,842</b>	<b>\$ 6,980</b>	<b>\$ 7,118</b>	<b>\$ 7,261</b>	<b>\$ 7,408</b>
	<b>Expense</b>						
SALARIES & WAGES		368	400	413	424	437	451
<b>ADMINISTRATION CHARGES</b>		<b>226</b>	<b>242</b>	<b>247</b>	<b>252</b>	<b>257</b>	<b>263</b>
UTILITIES - POWER		6,000	6,000	6,120	6,242	6,367	6,494
TRANSFER TO OPERATING RESERVE		140	200	200	200	200	200
<b>Total Expenses</b>		<b>\$ 6,734</b>	<b>\$ 6,842</b>	<b>\$ 6,980</b>	<b>\$ 7,118</b>	<b>\$ 7,261</b>	<b>\$ 7,408</b>



**Regional District of Okanagan-Similkameen  
2024-2028 Operational Financial Plan  
STERILE INSECT RELEASE PROGRAM - 6000**

1101, 1989 - Assessment

		2023 Budget	2024 Budget	2025 Budget	2026 Budget	2027 Budget	2028 Budget
\$		2,992,268					
	<b>Revenue</b>	<b>Compliant</b>	<b>Compliant</b>	<b>Compliant</b>	<b>Compliant</b>	<b>Compliant</b>	<b>Compliant</b>
		16.21%	6.42%	6.04%	5.97%	5.89%	4.02%
	TAX REQUISITION	485,451	516,622	547,846	580,526	614,724	639,408
	PARCEL TAX	508,737	518,912	529,290	539,876	550,674	572,786
	GRANT IN LIEU OF TAXES	4,500	4,500	4,500	4,500	4,500	4,500
	PRIOR YEARS SURPLUS	(353)	-	-	-	-	-
	<b>Total Revenue</b>	<b>\$ 998,335</b>	<b>\$ 1,040,034</b>	<b>\$ 1,081,636</b>	<b>\$ 1,124,902</b>	<b>\$ 1,169,898</b>	<b>\$ 1,216,694</b>
	<b>Expense</b>						
	ADMINISTRATION CHARGES	25,871	28,672	29,819	31,012	32,252	33,542
	TRANSFER TO SIR	972,464	1,011,362	1,051,817	1,093,890	1,137,646	1,183,152
	<b>Total Expenses</b>	<b>\$ 998,335</b>	<b>\$ 1,040,034</b>	<b>\$ 1,081,636</b>	<b>\$ 1,124,902</b>	<b>\$ 1,169,898</b>	<b>\$ 1,216,694</b>



**Regional District of Okanagan-Similkameen  
2024-2028 Operational Financial Plan  
OKANAGAN BASIN WATER BOARD - 6500**

Limit Based on Assessment

		2023 Budget	2024 Budget	2025 Budget	2026 Budget	2027 Budget	2028 Budget
\$		887,906					
	<b>Revenue</b>	<b>Compliant</b>	<b>Compliant</b>	<b>Compliant</b>	<b>Compliant</b>	<b>REVIEW SOON</b>	<b>REVIEW SOON</b>
		3.85%	2.67%	2.50%	2.50%	2.50%	3.52%
TAX REQUISITION		772,633	793,296	813,129	833,457	854,294	884,381
<b>Total Revenue</b>		<b>\$ 772,633</b>	<b>\$ 793,296</b>	<b>\$ 813,129</b>	<b>\$ 833,457</b>	<b>\$ 854,294</b>	<b>\$ 884,381</b>
	<b>Expense</b>						
ADMINISTRATION CHARGES		20,022	21,870	22,417	22,977	23,552	24,381
TRANSFER TO OBWB		752,611	771,426	790,712	810,480	830,742	860,000
<b>Total Expenses</b>		<b>\$ 772,633</b>	<b>\$ 793,296</b>	<b>\$ 813,129</b>	<b>\$ 833,457</b>	<b>\$ 854,294</b>	<b>\$ 884,381</b>



**Regional District of Okanagan-Similkameen  
2024-2028 Operational Financial Plan  
OKANAGAN REGIONAL LIBRARY - 9900**

**BI 1906 - No Tax Limit**

		2023 Budget	2024 Budget	2025 Budget	2026 Budget	2027 Budget	2028 Budget
<b>No Tax Limit</b>		<b>No Tax Limit</b>	<b>No Tax Limit</b>	<b>No Tax Limit</b>	<b>No Tax Limit</b>	<b>No Tax Limit</b>	<b>No Tax Limit</b>
	<b>Revenue</b>	<b>5.36%</b>	<b>3.19%</b>	<b>3.01%</b>	<b>3.01%</b>	<b>3.01%</b>	<b>0.72%</b>
TAX REQUISITION		935,777	965,623	994,715	1,024,619	1,055,421	1,062,984
GRANT IN LIEU OF TAXES		6,121	6,182	6,244	6,369	6,496	6,500
PRIOR YEARS SURPLUS		343	-	-	-	-	-
<b>Total Revenue</b>		<b>\$ 942,241</b>	<b>\$ 971,805</b>	<b>\$ 1,000,959</b>	<b>\$ 1,030,988</b>	<b>\$ 1,061,917</b>	<b>\$ 1,069,484</b>
	<b>Expense</b>						
ADMINISTRATION CHARGES		24,409	26,791	27,595	28,423	29,275	29,484
TRANSFER TO OPERATIONAL RESERVE		343	-	-	-	-	-
TRANSFER TO OKANAGAN LIBRARY		917,489	945,014	973,364	1,002,565	1,032,642	1,040,000
<b>Total Expenses</b>		<b>\$ 942,241</b>	<b>\$ 971,805</b>	<b>\$ 1,000,959</b>	<b>\$ 1,030,988</b>	<b>\$ 1,061,917</b>	<b>\$ 1,069,484</b>



## Regional District of Okanagan-Similkameen

2024-2028 Schedule F.14

### **Individual Requisitions**

#### **Electoral Area 'G'**

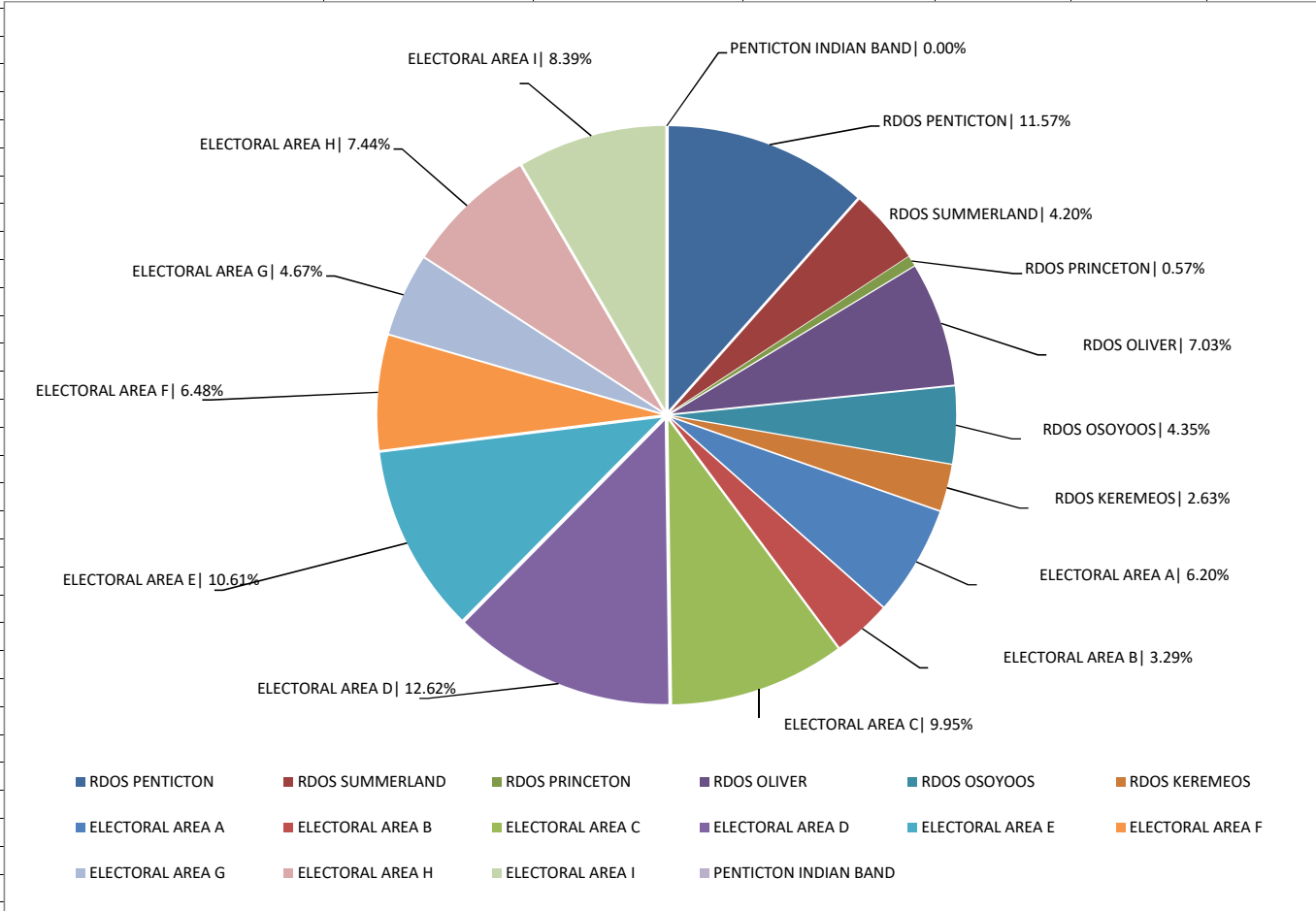
Included in this schedule:

- Summary of Tax Requisitions listing all jurisdictions
- Detail by specific jurisdictions
- Comparison of Tax Requisition by Municipality and Electoral Area
- Individual RDOS portion of tax per various property values\*
- 2024-2028 Operating budget which affect only the member Municipality / Electoral Area
- Capital projects which Electoral 'G' contributed funds (if applicable)

\*This comparison is a weighted average

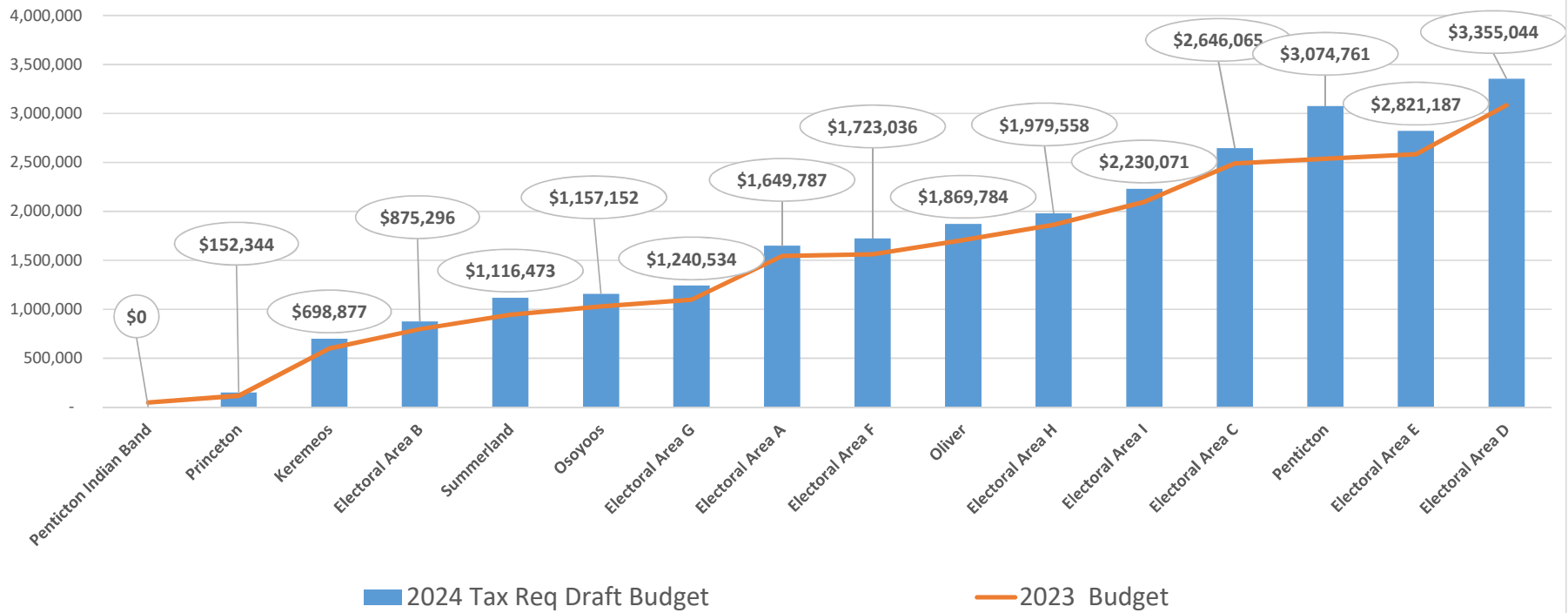
**REGIONAL DISTRICT OKANAGAN-SIMILKAMEEN  
2024 TOTAL REQUISITION SUMMARY**

	<u>2024</u>	<u>2023</u>	<u>\$ Change</u>	<u>% Change</u>	<u>Non-Market Growth %</u>	<u>Net Change %</u>
<b>RDOS PENTICTON</b>	\$ 3,074,761	\$ 2,537,608	\$ 537,153	21.17%	1.05%	20.12%
<b>RDOS SUMMERLAND</b>	1,116,473	944,706	171,767	18.18%	1.77%	16.41%
<b>RDOS PRINCETON</b>	152,344	116,462	35,882	30.81%	0.86%	29.95%
<b>RDOS OLIVER</b>	1,869,784	1,713,954	155,830	9.09%	1.44%	7.65%
<b>RDOS OSOYOOS</b>	1,157,152	1,030,070	127,082	12.34%	1.21%	11.13%
<b>RDOS KEREMEOS</b>	698,877	601,320	97,557	16.22%	1.07%	15.15%
	<b>8,069,392</b>	<b>6,944,120</b>	<b>1,125,272</b>	<b>16.20%</b>	<b>1.24%</b>	<b>14.96%</b>
<b>PENTICTON INDIAN BAND</b>	-	46,265	(46,265)	-100.00%		
<b>ELECTORAL AREA A</b>	1,649,787	1,541,512	108,275	7.02%	2.58%	4.44%
<b>ELECTORAL AREA B</b>	875,296	793,520	81,776	10.31%	5.35%	4.96%
<b>ELECTORAL AREA C</b>	2,646,065	2,478,883	167,182	6.74%	1.60%	5.14%
<b>ELECTORAL AREA D</b>	3,355,044	3,083,591	271,453	8.80%	0.99%	7.81%
<b>ELECTORAL AREA E</b>	2,821,187	2,587,328	233,859	9.04%	3.74%	5.30%
<b>ELECTORAL AREA F</b>	1,723,036	1,560,889	162,147	10.39%	1.54%	8.85%
<b>ELECTORAL AREA G</b>	1,240,534	1,097,296	143,238	13.05%	1.41%	11.64%
<b>ELECTORAL AREA H</b>	1,979,558	1,861,140	118,418	6.36%	2.10%	4.26%
<b>ELECTORAL AREA I</b>	2,230,071	2,097,712	132,359	6.31%	1.30%	5.01%
	<b>18,520,578</b>	<b>17,101,871</b>	<b>1,418,707</b>	<b>8.30%</b>	<b>2.04%</b>	<b>6.26%</b>
<b>TOTAL TAX REQUISITION FOR ALL BUDGETS</b>	<b>\$ 26,589,969</b>	<b>\$ 24,092,256</b>	<b>\$ 2,497,713</b>	<b>10.37%</b>	<b>1.49%</b>	<b>8.88%</b>

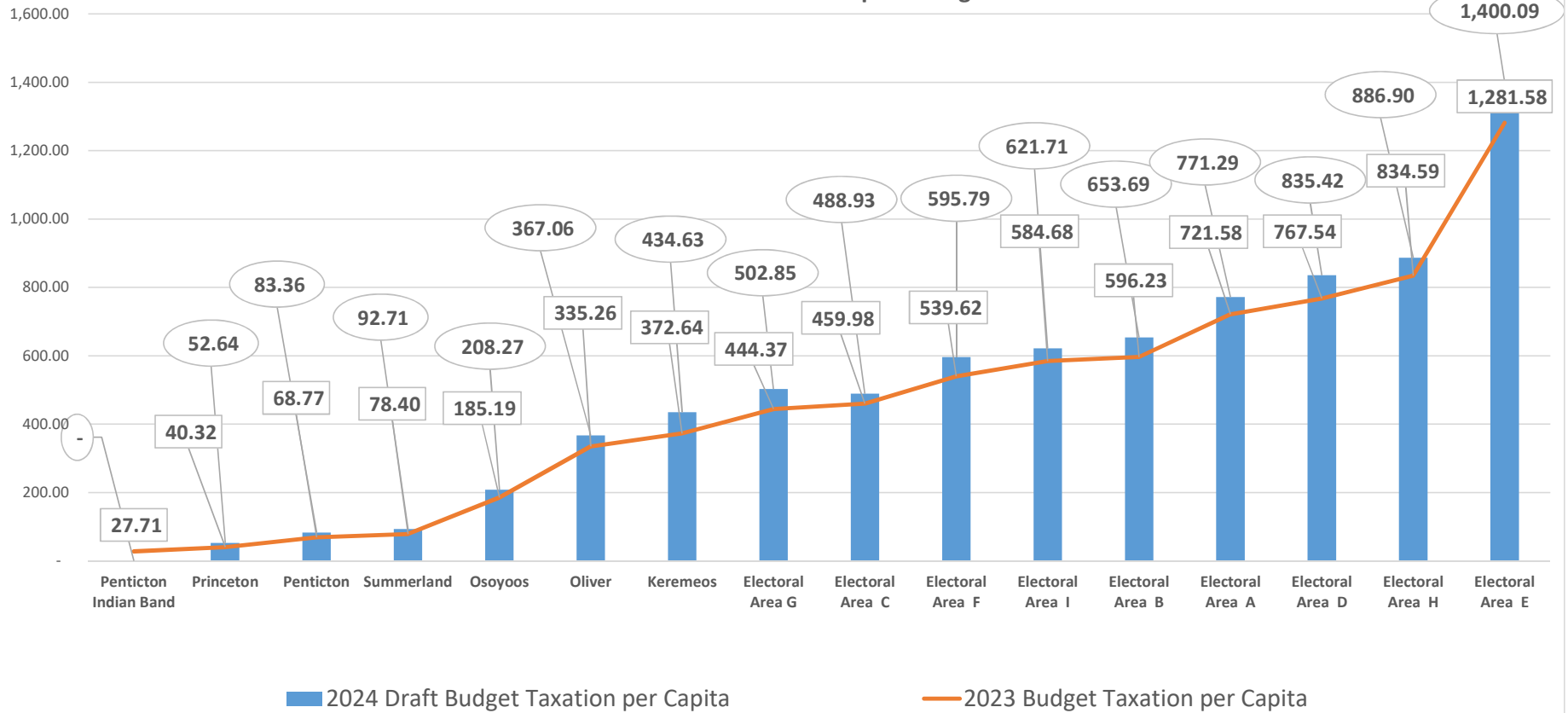


- RDOS PENTICTON
- RDOS SUMMERLAND
- RDOS PRINCETON
- RDOS OLIVER
- RDOS OSOYOOS
- RDOS KEREMEOS
- ELECTORAL AREA A
- ELECTORAL AREA B
- ELECTORAL AREA C
- ELECTORAL AREA D
- ELECTORAL AREA E
- ELECTORAL AREA F
- ELECTORAL AREA G
- ELECTORAL AREA H
- ELECTORAL AREA I
- PENTICTON INDIAN BAND

### RDOS 2024 Tax Requisition as at First Reading - Comparison to 2023 Requisition by Member Municipality and Electoral - At Adoption

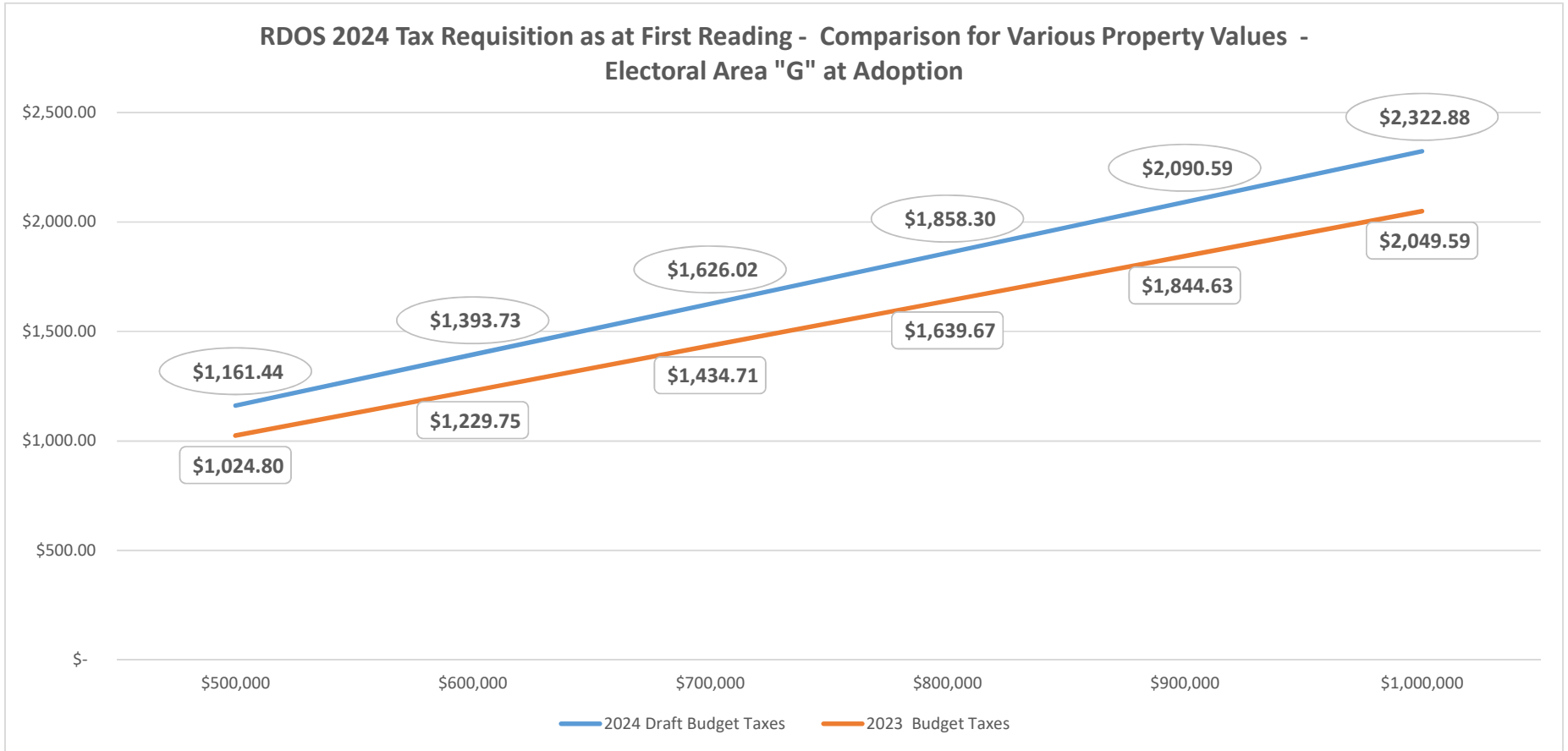


**RDOS 2024 Taxation Per Capita Comparison as at First Reading - Comparison to 2023 by Member Municipality and Electoral Area - Adopted Budget**





**RDOS 2024 Tax Requisition as at First Reading - Comparison for Various Property Values -  
Electoral Area "G" at Adoption**





**Regional District of Okanagan-Similkameen  
2024-2028 Operational Financial Plan  
GENERAL GOVERNMENT - 0100**

SLP, 1966 - No Tax Limit

		2023 Budget	2024 Budget	2025 Budget	2026 Budget	2027 Budget	2028 Budget
<b>No Tax Limit</b>		<b>No Tax Limit</b>	<b>No Tax Limit</b>	<b>No Tax Limit</b>	<b>No Tax Limit</b>	<b>No Tax Limit</b>	<b>No Tax Limit</b>
<b>Revenue</b>		<b>7.05%</b>	<b>36.51%</b>	<b>9.93%</b>	<b>3.21%</b>	<b>2.85%</b>	<b>2.85%</b>
TAX REQUISITION		1,612,212	2,200,765	2,419,219	2,496,980	2,568,023	2,641,328
GRANT IN LIEU OF TAXES		5,101	5,101	5,101	5,101	5,101	5,101
RECOVERIES - FOI			400	400	400	400	400
INTEREST INCOME		128,533	-	-	-	-	-
TRANSFER FROM OPERATIONAL RESERVE		57,000	80,000	80,000	80,000	80,000	80,000
MISCELLANEOUS REVENUE		10,201	5,000	5,000	5,000	5,000	5,000
PRIOR YEARS SURPLUS		349,206	-	-	-	-	-
<b>Total Revenue</b>		<b>\$ 2,162,253</b>	<b>\$ 2,291,266</b>	<b>\$ 2,509,720</b>	<b>\$ 2,587,481</b>	<b>\$ 2,658,524</b>	<b>\$ 2,731,829</b>
<b>Expense</b>							
SALARIES & WAGES		1,031,527	1,156,722	1,194,003	1,232,557	1,272,320	1,313,491
NEW FTE AS AUTHORIZED BY THE BOARD SALARIES & WAGES		29,722	256,687	412,739	421,252	429,942	438,820
SALARIES & WAGES - CRIME STOPPERS		92,000	92,500	92,500	92,500	92,500	92,500
HONORARIUMS - DIRECTORS		377,235	416,000	426,060	437,060	447,987	459,186
HONORARIUMS - CHAIRMAN		42,768	44,710	46,275	47,894	49,571	51,306
HONORARIUMS - VICE CHAIRMAN		7,993	8,177	8,463	8,759	9,065	9,383
<b>ADMINISTRATION CHARGE</b>		<b>99,666</b>	<b>133,732</b>	<b>146,987</b>	<b>151,015</b>	<b>155,226</b>	<b>159,570</b>
EDUCATION & TRAINING			1,200	1,242	1,285	1,330	1,377
INSURANCE - PROPERTY		4,467	6,500	6,728	6,963	7,207	7,459
INSURANCE - LIABILITY		31,181	42,000	43,470	44,991	46,566	48,196
SUPPLIES - BOARD DINNERS		25,000	27,000	27,945	28,923	29,935	30,983
ASSET MANAGEMENT SOFTWARE			33,238	34,568	34,568	35,951	37,389
TRAVEL - STAFF		10,302	12,000	12,360	12,731	13,113	13,506
TRAVEL - UBCM & OMMA CONVENTION			-	-	-	-	-
TRAVEL - BOARD		15,453	16,000	16,480	16,974	17,484	18,008
BOARD STAFF RECOGNITION			10,000	10,300	10,609	10,927	11,255
INTERNAL DEBT PRINCIPAL & INTEREST (SYR RESERVE BORROWING)			9,800	19,600	29,400	29,400	29,400
TRANSFER FROM OPERATIONAL RESERVE		349,206	-	-	-	-	-
TRANSFER TO DEPOSIT ACCOUNT		10,302	10,000	10,000	10,000	10,000	10,000
REGIONAL GRANT IN AID - Ha Ha Ha Kidz Fest		5,000	-	-	-	-	-
REGIONAL GRANT IN AID - Okanagan Similkameen Conservation Alliance		3,500	-	-	-	-	-
REGIONAL GRANT IN AID - South Okanagan Immigrant and Community Services		3,500	-	-	-	-	-
REGIONAL GRANT IN AID - Community Wellness Circle							
REGIONAL GRANT IN AID - Peach City Community Radio Society		5,250	-	-	-	-	-
REGIONAL GRANT IN AID - DB Foundation for Health Research			5,000	-	-	-	-
CARBON MITIGATION EXPENSE		6,181	-	-	-	-	-
SAFETY TRACKING - VEHICLES		12,000	-	-	-	-	-
<b>Total Expenses</b>		<b>\$ 2,162,253</b>	<b>\$ 2,291,266</b>	<b>\$ 2,509,720</b>	<b>\$ 2,587,481</b>	<b>\$ 2,658,524</b>	<b>\$ 2,731,829</b>



**Regional District of Okanagan-Similkameen**  
**2024-2028 Operational Financial Plan**  
**INVASIVE SPECIES (formerly noxious weeds) - 0200**

BL 2065.02, 2021 - Maximum Levy

		2023 Budget	2024 Budget	2025 Budget	2026 Budget	2027 Budget	2028 Budget
\$		68,750					
	<b>Revenue</b>						
		<b>REVIEW SOON</b>	<b>REVIEW REQUIRED</b>	<b>REVIEW REQUIRED</b>	<b>REVIEW REQUIRED</b>	<b>REVIEW REQUIRED</b>	<b>REVIEW REQUIRED</b>
		4.87%	34.96%	3.42%	3.43%	3.42%	3.42%
TAX REQUISITION		66,360	89,562	92,622	95,797	99,073	102,465
GRANT IN LIEU OF TAXES		93	96	100	103	107	110
TRANSFER FROM OPERATIONAL RESERVES		22,003	-	-	-	-	-
PROVINCIAL GRANTS		12,000	12,420	12,855	13,305	13,770	14,252
<b>Total Revenue</b>		<b>\$ 100,456</b>	<b>\$ 102,078</b>	<b>\$ 105,577</b>	<b>\$ 109,205</b>	<b>\$ 112,950</b>	<b>\$ 116,827</b>
	<b>Expense</b>						
SALARIES & WAGES		12,117	13,490	13,892	14,312	14,739	15,182
SALARIES & WAGES		-	-	-	-	-	-
<b>ADMINISTRATION CHARGE</b>		<b>3,339</b>	<b>3,718</b>	<b>3,845</b>	<b>3,978</b>	<b>4,114</b>	<b>4,255</b>
CONSULTANTS		50,000	51,750	53,561	55,436	57,376	59,384
CONSULTANTS - ABATEMENT PROGRAM		32,000	33,120	34,279	35,479	36,721	38,006
TRANSFER TO OPERATING RESERVE		3,000	-	-	-	-	-
<b>Total Expenses</b>		<b>\$ 100,456</b>	<b>\$ 102,078</b>	<b>\$ 105,577</b>	<b>\$ 109,205</b>	<b>\$ 112,950</b>	<b>\$ 116,827</b>



**Regional District of Okanagan-Similkameen  
2024-2028 Operational Financial Plan  
ELECTORAL AREA ADMINISTRATION - 0300**

SLP, 1966 - No Tax Limit

	2023 Budget	2024 Budget	2025 Budget	2026 Budget	2027 Budget	2028 Budget
<b>No Tax Limit</b>	<b>No Tax Limit</b>	<b>No Tax Limit</b>	<b>No Tax Limit</b>	<b>No Tax Limit</b>	<b>No Tax Limit</b>	<b>No Tax Limit</b>
<b>Revenue</b>	<b>16.41%</b>	<b>-2.41%</b>	<b>3.37%</b>	<b>3.39%</b>	<b>3.38%</b>	<b>3.38%</b>
TAX REQUISITION - ALL AREAS	2,667,222	2,602,949	2,690,603	2,781,939	2,875,877	2,973,078
GRANT IN LIEU OF TAXES	5,100	5,100	5,100	5,100	5,100	5,100
GRANTS	-	-	-	-	-	-
SEARCH FEES	-	5,000	5,100	5,202	5,306	5,412
TRANSFER FROM OPERATIONAL RESERVES	-	-	-	-	-	-
TRANSFER FROM RURAL AREA FEASIBILITY FUND	-	-	-	-	-	-
PROVINCIAL GRANTS	150,000	50,000	-	-	-	-
MISCELLANEOUS REVENUE	168,300	165,000	165,000	165,000	165,000	165,000
RECOVERABLE HERITAGE HILLS SEWER	80,000	150,000	-	-	-	-
RECOVERABLE HERITAGE HILLS WATER	-	20,000	-	-	-	-
HR SERVICES REVENUE	-	20,000	-	-	-	-
PRIOR YEARS SURPLUS	14,454	-	-	-	-	-
<b>Total Revenue</b>	<b>\$ 3,085,076</b>	<b>\$ 3,018,049</b>	<b>\$ 2,865,803</b>	<b>\$ 2,957,241</b>	<b>\$ 3,051,283</b>	<b>\$ 3,148,590</b>
<b>Expense</b>						
SALARIES & WAGES	2,351,382	2,513,167	2,594,408	2,678,319	2,764,827	2,854,354
NEW FTE AS AUTHORIZED BY THE BOARD SALARIES & WAGES	171,817	(178,157)	(161,837)	(166,920)	(172,366)	(177,981)
HONORARIUMS - DIRECTORS	181,000	186,430	192,023	197,784	203,717	209,829
ADMINISTRATION CHARGES	171,123	175,609	169,549	174,968	180,542	186,309
MEMBERSHIP & DUES	19,000	22,000	22,660	23,340	24,040	24,761
SPECIAL PROJECTS - AREA D - SKAHA ESTATES	-	200,000	-	-	-	-
SPECIAL PROJECTS - ELECTIONS	-	25,000	25,000	25,750	26,523	27,318
HERITAGE HILLS SEWER STUDY CF	150,000	50,000	-	-	-	-
VEHICLE DEPRECIATION	5,000	5,000	5,000	5,000	5,000	5,000
EQUIPMENT	7,000	7,000	7,000	7,000	7,000	7,000
LEGAL FEES	2,500	2,500	2,500	2,500	2,500	2,500
SUPPLIES	300	-	-	-	-	-
UTILITIES - TELEPHONE	10,000	6,000	6,000	6,000	6,000	6,000
TRANSFER TO OPERATIONAL RESERVE	14,454	-	-	-	-	-
CONTINGENCY	1,500	1,500	1,500	1,500	1,500	1,500
OTHER EXPENSES - MISCELLANEOUS	-	2,000	2,000	2,000	2,000	2,000
<b>Total Expenses</b>	<b>\$ 3,085,076</b>	<b>\$ 3,018,049</b>	<b>\$ 2,865,803</b>	<b>\$ 2,957,241</b>	<b>\$ 3,051,283</b>	<b>\$ 3,148,590</b>



**Regional District of Okanagan-Similkameen  
2024-2028 Operational Financial Plan  
911 EMERGENCY CALL SYSTEM - 0400**

BI 1095 & 1096 - No Tax Limit

		2023 Budget	2024 Budget	2025 Budget	2026 Budget	2027 Budget	2028 Budget
<b>No Tax Limit</b>		<b>No Tax Limit</b>	<b>No Tax Limit</b>	<b>No Tax Limit</b>	<b>No Tax Limit</b>	<b>No Tax Limit</b>	<b>No Tax Limit</b>
	<b>Revenue</b>	<b>10.27%</b>	<b>19.71%</b>	<b>2.74%</b>	<b>2.75%</b>	<b>2.77%</b>	<b>-9.81%</b>
	TAX REQUISITION	1,089,450	1,304,207	1,340,007	1,376,887	1,414,981	1,276,188
	GRANT IN LIEU OF TAXES	1,880	1,899	1,918	2,000	2,050	2,100
	PRIOR YEARS SURPLUS	21,550	17,466	-	-	-	-
	<b>Total Revenue</b>	<b>\$ 1,112,880</b>	<b>\$ 1,323,572</b>	<b>\$ 1,341,925</b>	<b>\$ 1,378,887</b>	<b>\$ 1,417,031</b>	<b>\$ 1,278,288</b>
	<b>Expense</b>						
	SALARIES & WAGES	105,466	107,629	111,257	115,002	118,876	122,887
	SALARIES & WAGES		18,772	19,341	19,928	20,526	21,142
	ADMINISTRATION CHARGES	31,343	37,439	38,627	39,853	41,118	42,424
	SITE & RADIO MAINTENANCE - ANNUAL CONTRACTS	25,486	25,613	26,433	27,279	28,152	29,053
	UNSCHEDULED MTNCE - FIREHALLS	10,483	15,000	15,480	15,975	16,486	17,014
	UNSCHEDULED MAINTENANCE - TOWERS	15,453	15,000	15,480	15,975	16,486	17,014
	OP - EQPT RENTAL - TRANSMITTER LEASE & M	93,873	110,000	113,520	117,153	120,902	124,771
	CONTRACTS - CENTRAL FIRE Dispatch	377,733	411,957	425,140	438,744	452,784	467,273
	CONTRACTS - OTHER RD - CORD - CENTRAL DI	195,894	199,812	206,206	212,805	219,615	226,643
	INSURANCE - PROPERTY	9,710	9,904	9,954	10,004	10,054	10,104
	INSURANCE - LIABILITY	5,500	5,638	5,666	5,694	5,722	5,751
	LEGAL FEES	3,000	3,000	3,096	3,195	3,297	3,403
	UHF AND VHF RADIO LICENSES	15,724	18,000	18,576	19,170	19,783	20,416
	UTILITIES - TELEPHONE	24,992	25,117	25,921	26,750	27,606	28,489
	DEBT INTEREST (Bylaw 2780/2623)	47,256	47,256	47,256	47,256	47,256	-
	DEBT PRINCIPAL (Bylaw 2780/2623)	130,864	130,864	130,864	130,864	130,864	-
	TRANSFER TO RESERVE CAPITAL	5,000	75,000	77,400	79,877	82,433	85,071
	TRANSFER TO RESERVES RE INTEREST	103	105	108	111	115	119
	TRANSFER TO OPERATING RESERVE	5,000	42,466	25,800	26,626	27,478	28,357
	CONTINGENCY	10,000	25,000	25,800	26,626	27,478	28,357
	<b>Total Expenses</b>	<b>\$ 1,112,880</b>	<b>\$ 1,323,572</b>	<b>\$ 1,341,925</b>	<b>\$ 1,378,887</b>	<b>\$ 1,417,031</b>	<b>\$ 1,278,288</b>



**Regional District of Okanagan-Similkameen  
2024-2028 Operational Financial Plan  
EMERGENCY PLANNING - 0410**

BL 2322, 2004 - No Tax Limit

	2023 Budget	2024 Budget	2025 Budget	2026 Budget	2027 Budget	2028 Budget
<b>No Tax Limit</b>	<b>No Tax Limit</b>	<b>No Tax Limit</b>	<b>No Tax Limit</b>	<b>No Tax Limit</b>	<b>No Tax Limit</b>	<b>No Tax Limit</b>
<b>Revenue</b>	<b>0.40%</b>	<b>114.64%</b>	<b>3.71%</b>	<b>-1.04%</b>	<b>2.05%</b>	<b>1.59%</b>
TAX REQUISITION	366,922	787,555	816,763	808,256	824,807	837,880
GRANT IN LIEU OF TAXES	550	555	561	570	575	600
TRANSFER FROM OPERATING RESERVE	60,000	-	-	-	-	-
PROVINCIAL GRANTS (Carry Forward)	1,266,103	1,583,024	-	-	-	-
PROV GRANTS - UBCM CRI	-	100,000	-	-	-	-
PRIOR YEARS SURPLUS	40,560	-	-	-	-	-
<b>Total Revenue</b>	<b>\$ 1,734,135</b>	<b>\$ 2,471,134</b>	<b>\$ 817,324</b>	<b>\$ 808,826</b>	<b>\$ 825,382</b>	<b>\$ 838,480</b>
<b>Expense</b>						
SALARIES & WAGES	136,154	178,576	184,291	190,195	196,285	202,585
SALARIES & WAGES		235,802	299,734	283,784	291,480	299,387
HONORARIUMS	7,085	7,120	7,156	7,192	7,228	7,264
ADMINISTRATION CHARGES	56,237	79,409	37,029	36,610	37,394	38,011
IT SUPPORT COSTS	3,500	3,605	3,713	3,825	3,939	4,057
FLOOD HAZARD RIKS ASSESSMENT - CF	-	100,000	-	-	-	-
UBCM CEPF - EMERGENCY SUPPORT SERVICES GRANT CF	89,750	-	-	-	-	-
UBCM CRI - FIRESMART GRANT STREAM 1 (OPERATIONS CF)	355,038	-	-	-	-	-
FIRESMART GRANT STREAM 1 (OPERATIONS)	-	240,997	-	-	-	-
EOC SANDBAG OPERATIONS	15,000	15,000	15,075	15,150	15,226	15,302
UBCM - CRI - FIRESMART GRANT STREAM (STAFFING) 2022 GRANT	406,020	-	-	-	-	-
UBCM - CRI - FIRESMART GRANT STREAM (STAFFING) 2022 GRANT	98,130	-	-	-	-	-
UBCM CEPR HEAT PREPAREDNESS CF	300,000	300,000	-	-	-	-
2023 CEPF UCBM GRANT CF	-	117,000	-	-	-	-
2023 EOC CEPF UBCM GRANT EXPENSE CF	-	112,790	-	-	-	-
2023 UBCM CRI FIRESMART GRANT CF	-	200,000	-	-	-	-
2023 CRI FIRESMART GRANT - AREA "A" CF	-	49,997	-	-	-	-
2023 CRI FIRESMART GRANT - AREA "B" CF	-	45,320	-	-	-	-
2023 CRI FIRESMART GRANT - AREA "C" CF	-	45,320	-	-	-	-
2023 CRI FIRESMART GRANT - AREA "D" CF	-	45,320	-	-	-	-
2023 CRI FIRESMART GRANT - AREA "E" CF	-	45,320	-	-	-	-
2023 CRI FIRESMART GRANT - AREA "F" CF	-	45,320	-	-	-	-
2023 CRI FIRESMART GRANT - AREA "G" CF	-	45,320	-	-	-	-
2023 CRI FIRESMART GRANT - AREA "H" CF	-	50,000	-	-	-	-
2023 CRI FIRESMART GRANT - AREA "I" CF	-	45,320	-	-	-	-
2023 E-911 GRANT	-	45,000	-	-	-	-
2024 CEPF DISASTER RISK REDUCTION GRANT	-	150,000	-	-	-	-
CONSULTANTS	4,000	4,080	4,100	4,121	4,142	4,163
AGREEMENT - REGIONAL SEARCH & RESCUE	71,500	90,000	90,450	90,902	91,357	91,814
OPERATIONAL SUPPORT ANIMAL EMERGENCY RESPONSE	10,000	15,000	15,075	15,150	15,226	15,302
REVIEW OF EMERGENCY PROGRAM	60,000	-	-	-	-	-
EDUCATION & TRAINING	25,502	25,630	25,758	25,887	26,016	26,146
EOC SUPPLIES	7,000	8,000	8,040	8,080	8,120	8,161
EQUIPMENT	5,239	5,000	5,050	5,100	5,150	5,200
EQUIPEMENT - SOFTWARE		26,000	26,100	26,200	26,300	26,400
INSURANCE - LIABILITY	3,000	3,060	3,121	3,184	3,247	-
INSURANCE - VEHICLE	900	3,000	3,015	3,030	3,045	3,060
LEGAL FEES	1,000	1,000	1,000	1,000	1,000	1,000
SUPPLIES	1,500	3,500	3,515	3,530	3,545	3,550
EOC SUPPLIES	10,000	10,000	10,050	10,100	10,151	10,202
SUPPLIES - MEALS	1,000	1,020	1,040	1,061	1,082	1,087
TRAVEL/LEASING	7,000	7,140	7,283	7,428	7,577	7,578
UTILITIES - TELEPHONE	4,020	5,500	5,528	5,556	5,584	5,612
TRANSFER TO OPERATING RESERVE	40,560	45,368	45,595	45,823	46,052	46,282
EMERGENCY SOCIAL SERVICES	15,000	15,300	15,606	15,918	16,236	16,317
<b>Total Expenses</b>	<b>\$ 1,734,135</b>	<b>\$ 2,471,134</b>	<b>\$ 817,324</b>	<b>\$ 808,826</b>	<b>\$ 825,382</b>	<b>\$ 838,480</b>



**Regional District of Okanagan-Similkameen  
2024-2028 Operational Financial Plan  
DEVELOPMENT INFRASTRUCTURE - 4200**

LGA Part 26 - No Tax Limit

		2023 Budget	2024 Budget	2025 Budget	2026 Budget	2027 Budget	2028 Budget
<b>No Tax Limit</b>		<b>No Tax Limit</b>	<b>No Tax Limit</b>	<b>No Tax Limit</b>	<b>No Tax Limit</b>	<b>No Tax Limit</b>	<b>No Tax Limit</b>
	<b>Revenue</b>	<b>-65.19%</b>	<b>123.76%</b>	<b>15.68%</b>	<b>3.38%</b>	<b>3.38%</b>	<b>2.58%</b>
TAX REQUISITION		48,224	107,905	124,828	129,053	133,413	136,858
SUBDIVISION SERVICING FEES		12,000	12,000	12,240	12,485	12,735	12,990
SUBDIVISION SERVICING FEES		10,000	12,500	12,750	13,005	13,265	13,530
DEVELOPER FUNDED WATER MODEL		6,000	9,000	9,315	9,641	9,978	10,327
ENGINEERING REVIEW FEES		15,000	25,000	25,875	26,781	27,718	28,688
RECOVERIES FROM PLANNING REFERRALS		20,000	20,000	20,000	20,000	20,000	20,000
TRANSFER FROM OPERATING RESERVE		10,000	23,000	23,690	24,401	25,133	25,887
<b>Total Revenue</b>		<b>\$ 121,224</b>	<b>\$ 209,405</b>	<b>\$ 228,698</b>	<b>\$ 235,366</b>	<b>\$ 242,242</b>	<b>\$ 248,280</b>
	<b>Expense</b>						
SALARIES & WAGES		89,813	102,904	106,375	109,967	113,680	117,518
NEW FTE AS AUTHORIZED BY THE BOARD SALARIES & WAGES		-	55,773	70,031	72,133	74,297	76,526
<b>ADMINISTRATION CHARGES</b>		<b>5,249</b>	<b>9,328</b>	<b>10,254</b>	<b>10,574</b>	<b>10,903</b>	<b>11,193</b>
CONSULTANTS		6,000	6,000	6,180	6,365	6,556	6,753
EDUCATION & TRAINING		500	750	765	780	796	812
DEVELOPER FUNDED INFRASTRUCTURE		10,000	12,500	12,750	13,005	13,265	13,530
INSURANCE - LIABILITY		912	930	949	968	987	-
LEGAL FEES		2,500	5,000	5,150	5,305	5,464	5,628
SUPPLIES		250	200	204	208	212	216
TRAVEL/LEASING		1,000	1,020	1,040	1,061	1,082	1,104
TRANSFER TO OPERATING RESERVE		5,000	15,000	15,000	15,000	15,000	15,000
<b>Total Expenses</b>		<b>\$ 121,224</b>	<b>\$ 209,405</b>	<b>\$ 228,698</b>	<b>\$ 235,366</b>	<b>\$ 242,242</b>	<b>\$ 248,280</b>



**Regional District of Okanagan-Similkameen  
2024-2028 Operational Financial Plan  
ILLEGAL DUMPING - 4250**

**BI 2184 - Maximum Levy**

		2023 Budget	2024 Budget	2025 Budget	2026 Budget	2027 Budget	2028 Budget
\$		<b>25,000</b>					
	<b>Revenue</b>	<b>REVIEW REQUIRED</b>	<b>REVIEW REQUIRED</b>	<b>REVIEW REQUIRED</b>	<b>REVIEW REQUIRED</b>	<b>REVIEW REQUIRED</b>	<b>REVIEW REQUIRED</b>
		0.92%	12.61%	2.40%	2.43%	2.44%	2.47%
TAX REQUISITION		35,882	40,407	41,378	42,384	43,417	44,491
PRIOR YEARS SURPLUS		4,325	-	-	-	-	-
<b>Total Revenue</b>		<b>\$ 40,207</b>	<b>\$ 40,407</b>	<b>\$ 41,378</b>	<b>\$ 42,384</b>	<b>\$ 43,417</b>	<b>\$ 44,491</b>
	<b>Expense</b>						
SALARIES & WAGES		16,456	19,300	19,886	20,493	21,115	21,762
SALARIES & WAGES			186	192	199	205	211
ADMINISTRATION CHARGES		932	1,108	1,143	1,180	1,217	1,256
CONTRACT SERVICES		3,000	3,000	3,105	3,214	3,326	3,443
CONTRACT SERVICES - TIPPING FEES		5,500	5,500	5,693	5,892	6,098	6,312
INSURANCE - LIABILITY		152	152	157	163	169	174
ADVERTISING - PUBLIC EDUCATION		761	761	788	815	844	874
TRAVEL/LEASING		406	400	414	428	443	459
TRANSFER TO OPERATING RESERVE		13,000	10,000	10,000	10,000	10,000	10,000
<b>Total Expenses</b>		<b>\$ 40,207</b>	<b>\$ 40,407</b>	<b>\$ 41,378</b>	<b>\$ 42,384</b>	<b>\$ 43,417</b>	<b>\$ 44,491</b>





**Regional District of Okanagan-Similkameen  
2024-2028 Operational Financial Plan  
SOLID WASTE MANAGEMENT - 4300**

1899.02, 2012 - Assessment

	2023 Budget	2024 Budget	2025 Budget	2026 Budget	2027 Budget	2028 Budget
<b>\$</b>	<b>367,237</b>					
<b>Revenue</b>	<b>Compliant</b>	<b>Compliant</b>	<b>Compliant</b>	<b>Compliant</b>	<b>Compliant</b>	<b>Compliant</b>
	11.36%	-37.59%	8.68%	2.57%	2.56%	2.59%
TAX REQUISITION	280,633	175,156	190,364	195,252	200,259	205,453
TRANSFER FROM OPERATING RESERVE	7,086	245,000	-	-	-	-
PRIOR YEARS SURPLUS	250,000	245,000	-	-	-	-
<b>Total Revenue</b>	<b>\$ 537,719</b>	<b>\$ 665,156</b>	<b>\$ 190,364</b>	<b>\$ 195,252</b>	<b>\$ 200,259</b>	<b>\$ 205,453</b>
<b>Expense</b>						
SALARIES & WAGES	120,620	107,922	111,216	114,645	118,143	121,776
NEW FTE AS AUTHORIZED BY THE BOARD SALARIES & WAGES	27,008	182	188	195	201	207
ADMINISTRATION CHARGES	9,393	8,404	9,134	9,369	9,609	9,858
CONSULTANTS CF	250,000	245,000				
CONSULTANTS			30,000	30,000	30,000	30,000
CONTRACTOR - WEBSITE EXCHANGE SITE	8,120	8,120	8,404	8,698	9,003	9,318
MEMBERSHIP & DUES	3,986	4,555	4,714	4,879	5,050	5,227
FOOD COMPOSTING EDUCATION	25,000	25,000	5,000	5,000	5,000	5,000
INSURANCE - LIABILITY	773	773	800	828	857	887
LEGAL FEES	100	100	104	107	111	115
SUPPLIES	2,000	2,000	2,070	2,142	2,217	2,295
BEAR SMART EXPENSES	9,500	16,600	17,181	17,782	18,405	19,049
BEAR SMART EXPENSES	7,086	-	-	-	-	-
BEAR SMART EXPENSES	1,500	1,500	1,553	1,607	1,663	1,721
TRANSFER TO OPERATING RESERVE	72,633	245,000	-	-	-	-
<b>Total Expenses</b>	<b>\$ 537,719</b>	<b>\$ 665,156</b>	<b>\$ 190,364</b>	<b>\$ 195,252</b>	<b>\$ 200,259</b>	<b>\$ 205,453</b>



**Regional District of Okanagan-Similkameen  
2024-2028 Operational Financial Plan  
ELECTORAL AREA PLANNING - 5000**

**LGA Part 26 - No Tax Limit**

		2023 Budget	2024 Budget	2025 Budget	2026 Budget	2027 Budget	2028 Budget
<b>No Tax Limit</b>							
	<b>Revenue</b>	<b>No Tax Limit</b>	<b>No Tax Limit</b>	<b>No Tax Limit</b>	<b>No Tax Limit</b>	<b>No Tax Limit</b>	<b>No Tax Limit</b>
		15.67%	10.67%	4.73%	2.64%	2.59%	8.36%
TAX REQUISITION		1,322,564	1,463,656	1,532,911	1,573,343	1,614,055	1,748,959
DEVELOPMENT APPLICATION FEES		100,000	105,000	110,000	115,000	120,000	120,000
TRANSFER FROM OPERATING RESERVE		30,000	70,000	-	-	-	-
PRIOR YEARS SURPLUS		-	70,000	-	-	-	-
<b>Total Revenue</b>		<b>\$ 1,452,564</b>	<b>\$ 1,708,656</b>	<b>\$ 1,642,911</b>	<b>\$ 1,688,343</b>	<b>\$ 1,734,055</b>	<b>\$ 1,868,959</b>
	<b>Expense</b>						
SALARIES & WAGES		836,962	909,960	937,416	965,695	994,852	1,024,939
NEW FTE AS AUTHORIZED BY THE BOARD SALARIES & WAGES		23,529	68,018	98,319	100,372	102,436	104,544
BOARD OF VARIANCE		769	788	808	828	900	-
APC EXPENSES		1,538	1,576	1,615	1,655	2,000	2,000
<b>ADMINISTRATION CHARGES</b>		<b>76,680</b>	<b>89,393</b>	<b>93,704</b>	<b>96,305</b>	<b>98,978</b>	<b>106,914</b>
BYLAW ENFORCEMENT ALLOCATION		166,254	182,273	188,653	195,256	202,089	209,163
CONSULTANTS		100,000	100,000	100,000	100,000	100,000	100,000
<b>CONSULTANTS CF</b>		<b>-</b>	<b>70,000</b>	<b>-</b>	<b>-</b>	<b>-</b>	<b>-</b>
PLANNING REFERRALS TO SUBDIVISION SERVICING		20,000	20,000	20,000	20,000	20,000	20,000
CONTRACT SERVICES		35,000	-	-	-	-	-
EDUCATION & TRAINING		10,250	15,000	16,000	17,000	18,000	19,000
ENVIRONMENTAL PROJECTS		10,000	10,000	10,000	10,000	10,000	10,000
EQUIPMENT		18,040	18,491	18,953	19,427	20,000	21,000
INSURANCE - LIABILITY		8,482	8,694	8,911	9,134	9,200	93,000
LEGAL FEES		41,000	42,025	43,076	44,153	45,000	46,000
LEGAL FEES - COVENANT REGISTRATIONS		7,000	7,100	7,200	7,300	7,400	7,500
SUPPLIES		9,000	9,100	9,200	9,300	9,400	9,500
ADVERTISING		20,000	15,500	16,500	17,500	18,500	19,000
TRAVEL/LEASING		4,100	4,203	4,308	4,416	4,500	4,500
UTILITIES - TELEPHONE		1,000	2,000	2,100	2,200	2,300	2,300
TRANSFER TO OPERATING RESERVE		58,860	130,332	61,840	63,386	64,000	65,000
CONTINGENCY		4,100	4,203	4,308	4,416	4,500	4,600
<b>Total Expenses</b>		<b>\$ 1,452,564</b>	<b>\$ 1,708,656</b>	<b>\$ 1,642,911</b>	<b>\$ 1,688,343</b>	<b>\$ 1,734,055</b>	<b>\$ 1,868,959</b>



**Regional District of Okanagan-Similkameen  
2024-2028 Operational Financial Plan  
DESTRUCTION OF PESTS - 5500**

Sec 767(5), SLP May 2,1967 - Assessment

		2023 Budget	2024 Budget	2025 Budget	2026 Budget	2027 Budget	2028 Budget
\$		2,649,855					
	<b>Revenue</b>	<b>Compliant</b>	<b>Compliant</b>	<b>Compliant</b>	<b>Compliant</b>	<b>Compliant</b>	<b>Compliant</b>
		-111.98%	-738.58%	14.59%	12.84%	3.27%	3.30%
	TAX REQUISITION	(638)	4,074	4,669	5,268	5,440	5,620
	CONTRACT - OLIVER	275	285	295	305	316	327
	CONTRACT - VILLAGE OF KEREMEOS	275	285	295	305	316	327
	TRANSFER FROM OPERATING RESERVE	6,097	-	-	-	-	-
	<b>Total Revenue</b>	<b>\$ 6,009</b>	<b>\$ 4,644</b>	<b>\$ 5,259</b>	<b>\$ 5,878</b>	<b>\$ 6,072</b>	<b>\$ 6,274</b>
	<b>Expense</b>						
	SALARIES & WAGES	2,261	2,115	2,178	2,244	2,310	2,380
	ADMINISTRATION CHARGES	198	169	192	214	221	229
	OPERATIONS - HEALTH & SAFETY	52	54	56	58	60	62
	CONTRACT SERVICES - SPRAYING	2,500	1,500	2,000	2,500	2,588	2,678
	EDUCATION & TRAINING	259	268	277	287	297	308
	INSURANCE - LIABILITY	19	20	20	21	22	23
	SUPPLIES	50	52	54	55	57	59
	ADVERTISING	200	207	214	222	230	238
	TRAVEL/LEASING	250	259	268	277	287	297
	TRANSFER TO OPERATIONAL RESERVES	220	-	-	-	-	-
	<b>Total Expenses</b>	<b>\$ 6,009</b>	<b>\$ 4,644</b>	<b>\$ 5,259</b>	<b>\$ 5,878</b>	<b>\$ 6,072</b>	<b>\$ 6,274</b>



**Regional District of Okanagan-Similkameen  
2024-2028 Operational Financial Plan  
NUISANCE CONTROL (Regional Service) - 5550**

BL 2198.01, 2008 - Maximum Tax Limit

		2023 Budget	2024 Budget	2025 Budget	2026 Budget	2027 Budget	2028 Budget
\$	<b>31,250</b>	<b>Compliant</b>	<b>Compliant</b>	<b>Compliant</b>	<b>Compliant</b>	<b>Compliant</b>	<b>Compliant</b>
	<b>Revenue</b>	<b>-8.13%</b>	<b>9.28%</b>	<b>0.00%</b>	<b>0.00%</b>	<b>0.00%</b>	<b>0.00%</b>
	TAX REQUISITION	23,742	25,945	25,945	25,945	25,945	25,945
	TRANSFER FROM OPERATING RESERVE	2,143	-	-	-	-	-
	PRIOR YEARS SURPLUS	2	-	-	-	-	-
	<b>Total Revenue</b>	\$ 25,887	\$ 25,945	\$ 25,945	\$ 25,945	\$ 25,945	\$ 25,945
	<b>Expense</b>						
	ADMINISTRATION CHARGES	887	945	945	945	945	945
	OP - SW - STARLING CONTROL	25,000	25,000	25,000	25,000	25,000	25,000
	<b>Total Expenses</b>	\$ 25,887	\$ 25,945	\$ 25,945	\$ 25,945	\$ 25,945	\$ 25,945



**Regional District of Okanagan-Similkameen  
2024-2028 Operational Financial Plan  
MOSQUITO CONTROL - 5700**

	2023 Budget	2024 Budget	2025 Budget	2026 Budget	2027 Budget	2028 Budget
<b>Revenue</b>	<b>5.16%</b>	<b>9.66%</b>	<b>4.09%</b>	<b>3.98%</b>	<b>3.53%</b>	<b>3.50%</b>
TAX REQUISITION	170,325	186,776	194,420	202,166	209,310	216,642
TRANSFER FROM RESERVE	10,000	50	50	50	50	50
TRANSFER FROM OPERATING RESERVE		8,000	6,000	5,000	4,000	3,000
MISCELLANEOUS REVENUE	18,000	28,000	28,560	29,131	29,714	30,308
<b>Total Revenue</b>	<b>\$ 198,325</b>	<b>\$ 222,826</b>	<b>\$ 229,030</b>	<b>\$ 236,347</b>	<b>\$ 243,074</b>	<b>\$ 250,000</b>
<b>Expense</b>						
SALARIES & WAGES	95,691	99,885	102,881	105,983	109,148	112,421
SALARIES & WAGES		5,251	5,409	5,572	5,739	5,911
<b>ADMINISTRATION CHARGES</b>	<b>6,571</b>	<b>7,856</b>	<b>8,052</b>	<b>8,255</b>	<b>8,462</b>	<b>8,712</b>
HELICOPTER SPRAYING	35,000	40,000	40,800	41,616	42,448	43,297
OP - W&S - PERMIT FEES	1,035	1,056	1,077	1,099	1,121	1,143
OPERATIONS - HEALTH & SAFETY	518	528	539	550	561	572
CONSULTANTS	500	1,200	1,224	1,248	1,273	1,298
EDUCATION & TRAINING	1,056	1,077	1,099	1,121	1,143	1,166
DEPRECIATION	4,000	4,000	4,000	4,000	4,000	4,000
EQUIPMENT	1,200	1,224	1,248	1,273	1,298	1,324
INSURANCE - LIABILITY	853	870	887	905	923	941
INSURANCE - VEHICLE	2,187	2,231	2,276	2,322	2,368	2,415
SUPPLIES	33,000	40,000	40,800	41,616	42,448	43,297
ADVERTISING	500	510	520	530	541	552
TRAVEL/LEASING	13,000	13,260	13,525	13,796	14,072	14,353
UTILITIES - TELEPHONE	714	728	743	758	773	788
TRANSFER TO VEHICLE REPLACEMENT RESERVE		1,000	2,000	3,000	4,000	4,000
TRANSFER TO INTEREST RESERVE		50	50	50	50	50
TRANSFER TO OPERATING RESERVE	2,500	2,100	1,900	2,653	2,706	2,760
<b>Total Expenses</b>	<b>\$ 198,325</b>	<b>\$ 222,826</b>	<b>\$ 229,030</b>	<b>\$ 236,347</b>	<b>\$ 243,074</b>	<b>\$ 250,000</b>



**Regional District of Okanagan-Similkameen  
2024-2028 Operational Financial Plan  
REGIONAL TRAILS - 7720**

RG735 G716, RG734 535, RG73 B16 BL1470.02, - Assessment

	2023 Budget	2024 Budget	2025 Budget	2026 Budget	2027 Budget	2028 Budget
<b>\$</b>	<b>597,301</b>					
	<b>Compliant</b>	<b>Compliant</b>	<b>Compliant</b>	<b>Compliant</b>	<b>Compliant</b>	<b>Compliant</b>
<b>Revenue</b>	<b>9.09%</b>	<b>-5.78%</b>	<b>3.53%</b>	<b>3.17%</b>	<b>3.16%</b>	<b>3.17%</b>
TAX REQUISITION	433,325	408,289	422,708	436,097	449,867	464,107
PARKS REALLOCATION	44,000	45,540	46,997	48,501	50,053	51,655
KVR Trail Mgmt. - PROVINCIAL CONTRIBUTION	5,000	5,175	5,341	5,512	5,688	5,870
TRANSFER FROM CAPITAL RESERVE KVR TRAIL CONST. CHUTE LK TO LITTLE TUNNEL	8,000	8,280	8,545	8,818	9,100	9,391
PRIOR YEARS SURPLUS	5,630	-	-	-	-	-
<b>Total Revenue</b>	<b>\$ 495,955</b>	<b>\$ 467,284</b>	<b>\$ 483,591</b>	<b>\$ 498,928</b>	<b>\$ 514,708</b>	<b>\$ 531,023</b>
<b>Expense</b>						
SALARIES & WAGES	179,298	199,328	205,535	211,934	218,515	225,333
NEW FTE AS AUTHORIZED BY THE BOARD SALARIES & WAGES	8,089	(38,642)	(37,188)	(38,395)	(39,661)	(40,967)
ADMINISTRATION CHARGES	19,273	19,241	19,921	20,552	21,201	21,872
TRAIL MAINTENANCE	20,000	20,400	21,053	21,727	22,422	23,140
ACQUISITION & MANAGEMENT	14,151	15,384	15,877	16,385	16,909	17,451
CONTRACT SERVICES - TRAIL MAINTENANCE	56,375	55,000	56,760	58,576	60,450	62,384
CONTRACT SERVICES	35,378	32,778	32,597	33,702	34,844	36,022
EDUCATION & TRAINING	4,121	4,265	4,401	4,542	4,687	4,837
AMORTIZATION EXPENSE	18,544	19,193	19,807	20,441	21,095	21,770
VEHICLE & EQUIPMENT	16,000	16,560	17,090	17,637	18,201	18,783
PARK/FACILITY IMPROVEMENTS	9,272	9,597	9,904	10,221	10,548	10,886
INSURANCE - PROPERTY	371	378	390	402	415	428
INSURANCE - LIABILITY	1,834	1,898	1,959	2,022	2,087	2,154
INSURANCE - VEHICLE	12,363	12,796	13,205	13,628	14,064	14,514
SUPPLIES - FACILITY	9,787	10,129	10,453	10,788	11,133	11,489
ADVERTISING	2,576	2,666	2,751	2,839	2,930	3,024
TRAVEL AND LEASE	13,393	13,862	14,306	14,764	15,236	15,724
MFA LEASING	24,500	25,358	26,170	27,008	27,872	28,763
TRANSFER TO CAPITAL RESERVE	45,000	46,575	48,065	49,603	51,190	52,828
TRANSFER TO OPERATING RESERVE	5,630	518	535	552	570	588
<b>Total Expenses</b>	<b>\$ 495,955</b>	<b>\$ 467,284</b>	<b>\$ 483,591</b>	<b>\$ 498,928</b>	<b>\$ 514,708</b>	<b>\$ 531,023</b>



**Regional District of Okanagan-Similkameen  
2024-2028 Operational Financial Plan  
TRANSIT - REGIONAL - 8200**

BL 2809 - Assessment

		2023 Budget	2024 Budget	2025 Budget	2026 Budget	2027 Budget	2028 Budget
\$		359,116					
	<b>Revenue</b>	<b>Compliant</b>	<b>Compliant</b>	<b>Compliant</b>	<b>Compliant</b>	<b>Compliant</b>	<b>Compliant</b>
		9.44%	1.50%	3.27%	3.27%	3.27%	3.27%
	TAX REQUISITION	238,993	242,580	250,504	258,689	267,140	275,866
	TRANSIT FARES	60,425	65,474	67,569	69,731	71,962	74,265
	PROVINCIAL GRANT SAFE START	13,032	13,032	13,449	13,879	14,323	14,781
	MISCELLANEOUS REVENUE	18,801	19,337	19,956	20,595	21,254	21,934
	PRIOR YEARS SURPLUS	28,995	-	-	-	-	-
	<b>Total Revenue</b>	<b>\$ 360,246</b>	<b>\$ 340,423</b>	<b>\$ 351,478</b>	<b>\$ 362,894</b>	<b>\$ 374,679</b>	<b>\$ 386,846</b>
	<b>Expense</b>						
	SALARIES & WAGES	38,878	50,920	52,673	54,487	56,361	58,300
	NEW FTE AS AUTHORIZED BY THE BOARD SALARIES & WAGES	673	(16,422)	(16,914)	(17,422)	(17,945)	(18,483)
	ADMINISTRATION CHARGES	11,348	12,369	12,770	13,185	13,613	14,055
	MAINTAINENCE	1,550	1,600	1,651	1,704	1,759	1,815
	OPERATIONS	277,252	289,511	298,775	308,336	318,203	328,385
	TRANSFER TO OPERATING RESERVE	28,995	845	872	900	929	959
	OTHER EXPENSES - MARKETING	1,550	1,600	1,651	1,704	1,759	1,815
	<b>Total Expenses</b>	<b>\$ 360,246</b>	<b>\$ 340,423</b>	<b>\$ 351,478</b>	<b>\$ 362,894</b>	<b>\$ 374,679</b>	<b>\$ 386,846</b>



**Regional District of Okanagan-Similkameen  
2024-2028 Operational Financial Plan  
ANIMAL CONTROL - "A", "B", "C", "D", "E", "F", "G", "H", "I" - 9200**

2775, 2017 No Tax Limit

		2023 Budget	2024 Budget	2025 Budget	2026 Budget	2027 Budget	2028 Budget
<b>No Tax Limit</b>		<b>No Tax Limit</b>	<b>No Tax Limit</b>	<b>No Tax Limit</b>	<b>No Tax Limit</b>	<b>No Tax Limit</b>	<b>No Tax Limit</b>
	<b>Revenue</b>	<b>21.53%</b>	<b>4.55%</b>	<b>3.90%</b>	<b>3.73%</b>	<b>-12.72%</b>	<b>4.15%</b>
	TAX REQUISITION - ALL AREAS	161,840	169,198	175,798	182,364	159,160	165,762
	GRANT IN LIEU OF TAXES	510	515	520	525	536	600
	ENFORCEMENT FEES	6,121	6,182	6,244	6,369	6,496	6,600
	IMPOUND FEES	1,010	1,030	1,041	1,062	1,083	1,100
	LICENSING REVENUE	20,402	20,606	20,812	21,228	51,653	52,500
	<b>Total Revenue</b>	<b>\$ 189,883</b>	<b>\$ 197,531</b>	<b>\$ 204,415</b>	<b>\$ 211,548</b>	<b>\$ 218,928</b>	<b>\$ 226,562</b>
	<b>Expense</b>						
	ADMINISTRATION CHARGES	8,575	9,478	9,808	10,150	10,505	10,871
	BYLAW ENFORCEMENT ALLOCATION	37,786	42,082	43,555	45,080	46,657	48,290
	CONTRACTS - ANIMAL CONTROL	138,462	142,830	147,829	153,003	158,358	163,901
	LEGAL FEES	2,000	-	-	-	-	-
	SUPPLIES	2,060	2,091	2,123	2,165	2,208	2,300
	ADVERTISING	1,000	1,050	1,100	1,150	1,200	1,200
	<b>Total Expenses</b>	<b>\$ 189,883</b>	<b>\$ 197,531</b>	<b>\$ 204,415</b>	<b>\$ 211,548</b>	<b>\$ 218,928</b>	<b>\$ 226,562</b>





**Regional District of Okanagan-Similkameen**  
**2024-2028 Operational Financial Plan**  
**REGIONAL ECONOMIC DEVELOPMENT (OK FILM) - 9390**

BL 2743 - Assessment

		2023 Budget	2024 Budget	2025 Budget	2026 Budget	2027 Budget	2028 Budget
\$		42,249					
	<b>Revenue</b>	<b>Compliant</b>	<b>Compliant</b>	<b>Compliant</b>	<b>Compliant</b>	<b>Compliant</b>	<b>Compliant</b>
		0.17%	10.63%	0.00%	0.00%	-9.40%	10.38%
TAX REQUISITION		36,242	40,093	40,093	40,093	36,323	40,093
<b>Total Revenue</b>		\$ 36,242	\$ 40,093	\$ 40,093	\$ 40,093	\$ 36,323	\$ 40,093
	<b>Expense</b>						
ADMINISTRATION CHARGE		1,242	1,460	1,460	1,460	1,323	1,460
GRANT OK FILM COMM		35,000	38,633	38,633	38,633	35,000	38,633
<b>Total Expenses</b>		\$ 36,242	\$ 40,093	\$ 40,093	\$ 40,093	\$ 36,323	\$ 40,093



**Regional District of Okanagan-Similkameen  
2024-2028 Operational Financial Plan  
FIRE PROTECTION - KEREMEOS AREAS "B" & "G" - 1100**

C716 BL 2178.01,2006 - Assessment

	2023 Budget	2024 Budget	2025 Budget	2026 Budget	2027 Budget	2028 Budget
<b>\$</b>	<b>210,000</b>					
<b>Revenue</b>	<b>REVIEW REQUIRED</b>	<b>REVIEW REQUIRED</b>	<b>REVIEW REQUIRED</b>	<b>REVIEW REQUIRED</b>	<b>REVIEW REQUIRED</b>	<b>REVIEW REQUIRED</b>
	13.00%	6.64%	9.57%	5.94%	5.67%	5.89%
TAX REQUISITION	630,901	672,815	737,230	780,994	825,291	873,869
GRANT IN LIEU OF TAXES	4,753	4,753	4,753	4,753	4,753	4,848
AGREEMENT - FIRST NATIONS	17,500	19,000	19,950	20,948	21,995	23,095
ROAD RESCUE REVENUE	8,000	8,000	8,000	8,000	8,000	8,160
<b>Total Revenue</b>	<b>\$ 661,154</b>	<b>\$ 704,568</b>	<b>\$ 769,933</b>	<b>\$ 814,695</b>	<b>\$ 860,039</b>	<b>\$ 909,972</b>
<b>Expense</b>						
SALARIES & WAGES	1,324	1,362	1,410	1,459	1,511	1,563
NEW FTE AS AUTHORIZED BY THE BOARD SALARIES & WAGES	-	-	-	-	-	-
HONORARIUMS - FIREFIGHTERS	277,824	306,000	325,800	344,600	363,500	385,800
BENEFITS-FIREFIGHTERS	2,500	4,500	5,000	5,500	6,000	7,000
ADMINISTRATION CHARGES	20,835	24,344	25,801	27,229	28,685	30,361
BUILDING MAINTENANCE	13,500	16,000	16,800	17,640	18,522	19,448
EQUIPMENT MAINTENANCE	11,330	12,000	12,600	13,230	13,892	14,586
EQUIPMENT MAINTENANCE - VEHICLES	13,500	14,500	15,225	15,986	16,786	17,625
EQUIPMENT MAINT - TURNOUT GEAR REPAIR						
OP - FD - LICENSES & PERMITS	4,000	5,600	5,880	6,174	6,483	6,807
CONTRACT SERVICES	9,000	9,000	9,450	9,923	10,419	10,940
EDUCATION & TRAINING	34,000	38,000	39,900	41,895	43,990	46,189
CONFERENCES	8,400	8,650	9,083	9,537	10,013	10,514
INSURANCE - PROPERTY	5,047	5,148	5,405	5,676	5,959	6,257
INSURANCE - LIABILITY	1,050	1,200	1,260	1,323	1,389	1,459
INSURANCE - FIREFIGHTERS ACCIDENT	4,100	4,250	4,463	4,686	4,920	5,166
INSURANCE - VEHICLE	11,300	11,700	12,285	12,899	13,544	14,221
LEGAL FEES	4,000	4,000	4,200	4,410	4,631	4,862
FUEL - VEHICLES	12,000	12,000	12,600	13,230	13,892	14,586
UTILITIES	8,000	8,400	8,820	9,261	9,724	10,210
UTILITIES - TELEPHONE	9,000	9,450	9,923	10,419	10,940	11,487
DEBT INTEREST (Bylaw 2887/2802)	6,965	6,965	6,965	6,965	6,965	6,965
DEBT PRINCIPAL (Bylaw 2887/2802)	20,239	20,239	20,239	20,239	20,239	20,239
INTERNAL DEBT FINANCING	-	-	-	-	-	-
TRANSFER TO EQUIP RESERVE	20,000	-	-	-	-	-
TRANSFER TO RESERVE - BUILDING	20,000	25,000	40,000	45,000	50,000	55,000
TRANSFER TO VEHICLE RESERVE	65,000	75,000	85,000	90,000	95,000	100,000
TRANSFER TO OPERATING RESERVE	67,590	70,000	80,000	85,000	90,000	95,000
OCCUPATIONAL HEALTH COMMITTEE EXPENSES	4,000	4,250	4,463	4,686	4,920	5,166
OTHER EXPENSES - MISCELLANEOUS	6,250	6,500	6,825	7,166	7,525	7,901
<b>Total Expenses</b>	<b>\$ 661,154</b>	<b>\$ 704,568</b>	<b>\$ 769,933</b>	<b>\$ 814,695</b>	<b>\$ 860,039</b>	<b>\$ 909,972</b>



**Regional District of Okanagan-Similkameen  
2024-2028 Operational Financial Plan  
REFUSE DISPOSAL - KEREMEOS AREAS "B" & "G" - 3400**

RG735, B716, G716, BL1777, 1997 - Assessment

	2023 Budget	2024 Budget	2025 Budget	2026 Budget	2027 Budget	2028 Budget
<b>\$</b>	<b>1,099,908</b>					
<b>Revenue</b>	<b>Compliant</b>	<b>Compliant</b>	<b>Compliant</b>	<b>Compliant</b>	<b>Compliant</b>	<b>Compliant</b>
	<b>0.65%</b>	<b>13.39%</b>	<b>8.42%</b>	<b>3.79%</b>	<b>5.02%</b>	<b>3.70%</b>
TAX REQUISITION	260,426	295,300	320,167	332,306	348,972	361,871
FEES - REFUSE DISPOSAL	110,000	90,000	100,000	100,000	100,000	100,000
SCRAP METAL RECYCLING	40,000	30,000	30,000	30,000	30,000	30,000
TRANSFER FROM RESERVE	12,758	62,000	21,311	5,000	5,000	5,000
MISCELLANEOUS REVENUE	5,177	1,200	5,413	5,521	5,600	5,796
PRIOR YEARS SURPLUS	19,476	-	-	-	-	-
<b>Total Revenue</b>	<b>\$ 447,837</b>	<b>\$ 478,500</b>	<b>\$ 476,891</b>	<b>\$ 472,827</b>	<b>\$ 489,572</b>	<b>\$ 502,667</b>
<b>Expense</b>						
SALARIES & WAGES	104,125	126,084	129,919	133,877	137,938	142,061
NEW FTE AS AUTHORIZED BY THE BOARD SALARIES & WAGES	6,605	1,973	3,445	3,552	3,658	3,768
<b>ADMINISTRATION CHARGES</b>	<b>19,018</b>	<b>22,683</b>	<b>21,819</b>	<b>22,401</b>	<b>23,203</b>	<b>23,640</b>
OPERATIONS	19,200	19,200	20,000	20,500	21,000	21,735
TIPPING FEES	74,309	74,309	76,910	79,602	82,388	85,271
CONSULTANTS	-	30,000	-	-	-	-
CONTRACT SERVICES - OPERATIONS	53,733	55,000	55,000	55,000	58,000	58,000
CONTRACT SERVICES - RECYCLING	23,400	25,000	25,000	25,000	26,000	26,000
CONTRACT SERVICES - TRANSFER STATION CONTRACTOR	67,951	70,000	72,450	74,986	77,611	80,327
CONTRACT SERVICES - WOOD WASTE CHIPPING	30,000	30,000	31,050	32,137	33,262	34,426
CONTRACT SERVICES - KEREMEOS	4,000	-	-	-	-	-
ENVIRONMENTAL CONTROL	3,300	3,500	3,623	3,749	3,881	4,016
ENVIRONMENTAL MONITORING	3,800	4,000	4,140	4,285	4,435	4,590
DEPRECIATION	-	5,751	5,837	5,954	6,000	6,210
INSURANCE - PROPERTY	384	600	621	643	665	689
INSURANCE - LIABILITY	1,607	1,500	1,553	1,607	1,663	1,721
INSURANCE - ENVIRONMENTAL	3,551	2,700	2,795	2,892	2,994	3,098
ADVERTISING - PUBLIC EDUCATION	600	600	621	643	665	689
TRAVEL/LEASING	2,100	2,100	2,174	2,250	2,328	2,410
UTILITIES	3,436	3,500	3,623	3,749	3,881	4,016
TRANSFER TO RESERVE CAPITAL	7,242	-	-	-	-	-
TRANSFER TO OPERATING RESERVE	19,476	-	16,311	-	-	-
<b>Total Expenses</b>	<b>\$ 447,837</b>	<b>\$ 478,500</b>	<b>\$ 476,891</b>	<b>\$ 472,827</b>	<b>\$ 489,572</b>	<b>\$ 502,667</b>



**Regional District of Okanagan-Similkameen  
2024-2028 Operational Financial Plan  
RECREATION FACILITY - KEREMEOS / AREAS "B" & "G" - 7200**

RG 734 -535, RG 735 - g716, RG 735 \*B716 B1 1470.02

	2023 Budget	2024 Budget	2025 Budget	2026 Budget	2027 Budget	2028 Budget
<b>\$</b>	<b>597,301</b>					
<b>Revenue</b>	<b>24.82%</b>	<b>20.67%</b>	<b>REVIEW SOON</b>	<b>REVIEW REQUIRED</b>	<b>REVIEW REQUIRED</b>	<b>REVIEW REQUIRED</b>
TAX REQUISITION	460,804	556,031	581,822	607,006	633,136	659,830
GRANT IN LIEU OF TAXES	134	139	144	149	154	159
REVENUE - FITNESS	24,000	28,000	28,980	29,994	31,044	32,131
REVENUE - CLIMBING WALL	-	500	518	536	554	574
REVENUE - BOWLING	14,000	14,490	14,997	15,522	16,065	16,627
REVENUE - SQUASH	102	106	110	114	118	122
REVENUE - FACILITY RENTAL	-	500	518	536	554	574
REVENUE - RECREATION	14,000	20,000	20,700	21,425	22,175	22,951
REVENUE - CONCESSION	2,550	2,639	2,731	2,827	2,926	3,028
REVENUE - ICE RINK	12,000	12,420	12,855	13,305	13,771	14,253
TRANSFER FROM OPERATING RESERVE	5,000	-	-	-	-	-
PROVINCIAL GRANTS - EMPLOYMENT	3,000	3,105	3,214	3,326	3,442	3,562
MISCELLANEOUS REVENUE	200	1,000	1,035	1,071	1,108	1,147
DONATIONS	4,000	3,000	3,105	3,214	3,326	3,442
PRIOR YEARS SURPLUS	17,990	-	-	-	-	-
<b>Total Revenue</b>	<b>\$ 557,780</b>	<b>\$ 641,930</b>	<b>\$ 670,729</b>	<b>\$ 699,025</b>	<b>\$ 728,373</b>	<b>\$ 758,400</b>
<b>Expense</b>						
SALARIES & WAGES	199,753	269,026	277,485	286,206	295,143	304,402
NEW FTE AS AUTHORIZED BY THE BOARD SALARIES & WAGES	19,600	18,748	19,370	20,012	20,614	21,232
SALARIES & WAGES STUDENTS	30,000	20,000	20,700	21,425	22,175	22,951
SALARIES AND WAGES CASUAL LABOURER	25,000	19,000	19,665	20,353	21,065	21,802
SALARIES & WAGES - SUMMER STUDENTS	7,000	3,000	3,105	3,214	3,326	3,442
PART TIME WAGES - REC INSTRUCTORS	14,000	18,000	18,630	19,282	19,957	20,655
WAGES - SUMMER STAFF	4,000	4,140	4,285	4,435	4,590	4,751
ADMINISTRATION CHARGES	21,177	26,483	27,358	28,262	29,191	30,152
IT SUPPORT COSTS	5,200	5,356	5,517	5,682	5,853	6,028
IS	1,000	1,035	1,071	1,108	1,147	1,187
MAINTENANCE - JANITORIAL	10,500	14,000	14,490	14,997	15,522	16,065
EQUIPMENT MAINTENANCE	4,500	7,000	7,245	7,499	7,761	8,033
CONTRACT SERVICES	18,300	24,661	25,523	26,415	27,339	28,296
EDUCATION & TRAINING	7,120	7,369	7,626	7,892	8,169	8,455
EQUIPMENT	8,000	12,000	12,420	12,855	13,305	13,771
PARK/FACILITY IMPROVEMENTS	6,000	6,210	6,427	6,652	6,885	7,126
INSURANCE - PROPERTY	22,043	22,484	23,271	24,085	24,928	25,800
INSURANCE - LIABILITY	3,500	3,623	3,750	3,881	4,017	4,158
SUPPLIES REC	4,730	4,896	5,068	5,245	5,429	5,619
SUPPLIES FACILITY	10,200	10,558	10,928	11,311	11,707	12,116
SUPPLIES - P&R - CONCESSION	1,300	1,346	1,393	1,442	1,492	1,544
SPECIAL EVENTS	4,500	4,658	4,821	4,990	5,165	5,346
ADVERTISING	4,100	4,244	4,393	4,547	4,706	4,871
TRAVEL/LEASING	6,500	6,728	6,963	7,207	7,459	7,720
UTILITIES	36,100	37,365	38,673	40,027	41,428	42,878
TRANSFER TO CAPITAL RESERVE	60,000	90,000	100,000	110,000	120,000	130,000
TRANSFER TO OPERATING RESERVE	23,657	-	552	1	-	-
<b>Total Expenses</b>	<b>\$ 557,780</b>	<b>\$ 641,930</b>	<b>\$ 670,729</b>	<b>\$ 699,025</b>	<b>\$ 728,373</b>	<b>\$ 758,400</b>



**Regional District of Okanagan-Similkameen  
2024-2028 Operational Financial Plan  
POOL - KEREMEOS / AREAS "B" & "G" - 7310**

RG 734 -535, RG 735 - g716, RG 735 \*B716 BI 2119.01

		2023 Budget	2024 Budget	2025 Budget	2026 Budget	2027 Budget	2028 Budget
\$		160,251					
	<b>Revenue</b>	<b>Compliant</b>	<b>REVIEW REQUIRED</b>	<b>REVIEW REQUIRED</b>	<b>REVIEW REQUIRED</b>	<b>REVIEW REQUIRED</b>	<b>REVIEW REQUIRED</b>
		-14.26%	53.14%	20.08%	7.72%	7.24%	6.83%
TAX REQUISITION		104,817	160,513	192,739	207,613	222,637	237,834
REVENUE - SWIMMING		14,000	12,000	14,997	15,522	16,065	16,627
SWIMMING - SCHOOL PROGRAM		2,000	1,000	1,035	1,071	1,108	1,147
TRANSFER FROM GAS TAX			6,000	6,210	6,427	6,652	6,885
REVENUE - SWIM CLUB		2,200	2,300	2,381	2,464	2,550	2,639
PRIOR YEARS SURPLUS		2,099	-	-	-	-	-
<b>Total Revenue</b>		<b>\$ 125,116</b>	<b>\$ 181,813</b>	<b>\$ 217,362</b>	<b>\$ 233,097</b>	<b>\$ 249,012</b>	<b>\$ 265,132</b>
	<b>Expense</b>						
SALARIES & WAGES		53,389	69,041	71,366	73,766	76,248	78,817
NEW FTE AS AUTHORIZED BY THE BOARD SALARIES & WAGES		-	7,886	8,142	8,407	8,660	8,920
SALARIES & WAGES - LIFE GUARDS		37,000	45,000	46,575	48,205	49,892	51,638
ADMINISTRATION CHARGES		3,188	4,461	4,614	4,772	4,935	5,104
CONTRACT SERVICES		3,215	3,328	3,444	3,564	3,690	3,820
PARK/FACILITY IMPROVEMENTS		1,000	6,000	6,210	6,427	6,652	6,885
INSURANCE - PROPERTY		772	787	815	844	874	905
INSURANCE - LIABILITY		1,212	1,254	1,298	1,343	1,390	1,439
SUPPLIES REC		515	533	552	571	591	612
SUPPLIES FACILITY		11,600	12,007	12,427	12,861	13,311	13,776
TRAVEL/LEASING		1,854	1,919	1,986	2,056	2,128	2,202
UTILITIES		9,272	9,597	9,933	10,281	10,641	11,014
TRANSFER TO RESERVE		-	20,000	50,000	60,000	70,000	80,000
TRANSFER TO OPERATIONAL RESERVE		2,099	-	-	-	-	-
<b>Total Expenses</b>		<b>\$ 125,116</b>	<b>\$ 181,813</b>	<b>\$ 217,362</b>	<b>\$ 233,097</b>	<b>\$ 249,012</b>	<b>\$ 265,132</b>



**Regional District of Okanagan-Similkameen  
2024-2028 Operational Financial Plan  
SIMILKAMEEN COUNTRY VISITOR INFO CENTRE - 9250**

2622, 2013 - Assessment

		2023 Budget	2024 Budget	2025 Budget	2026 Budget	2027 Budget	2028 Budget
\$		39,553					
	<b>Revenue</b>	<b>COMPLIANT</b>	<b>COMPLIANT</b>	<b>COMPLIANT</b>	<b>COMPLIANT</b>	<b>REVIEW SOON</b>	<b>REVIEW SOON</b>
		0.17%	0.22%	3.20%	3.20%	3.20%	3.20%
TAX REQUISITION		34,171	34,247	35,343	36,475	37,642	38,847
<b>Total Revenue</b>		<b>\$ 34,171</b>	<b>\$ 34,247</b>	<b>\$ 35,343</b>	<b>\$ 36,475</b>	<b>\$ 37,642</b>	<b>\$ 38,847</b>
	<b>Expense</b>						
ADMINISTRATION CHARGES		1,171	1,247	1,287	1,329	1,371	1,415
CONTRACT SERVICES		33,000	33,000	34,056	35,146	36,271	37,432
<b>Total Expenses</b>		<b>\$ 34,171</b>	<b>\$ 34,247</b>	<b>\$ 35,343</b>	<b>\$ 36,475</b>	<b>\$ 37,642</b>	<b>\$ 38,847</b>



**Regional District of Okanagan-Similkameen  
2024-2028 Operational Financial Plan  
ECONOMIC DEVELOPMENT - AREA "B", "G", "H" - 9360**

BI 2361 Maximum Levy Set

		2023 Budget	2024 Budget	2025 Budget	2026 Budget	2027 Budget	2028 Budget
\$		50,000					
	<b>Revenue</b>	<b>Compliant</b>	<b>Compliant</b>	<b>Compliant</b>	<b>Compliant</b>	<b>Compliant</b>	<b>Compliant</b>
		0.13%	0.17%	0.00%	0.00%	0.00%	0.00%
	TAX REQUISITION	24,638	24,680	24,680	24,680	24,680	24,680
	<b>Total Revenue</b>	\$ 24,638	\$ 24,680	\$ 24,680	\$ 24,680	\$ 24,680	\$ 24,680
	<b>Expense</b>						
	ADMINISTRATION CHARGES	638	680	680	680	680	680
	SIMILKAMEEN PLANNING SOCIETY	24,000	24,000	24,000	24,000	24,000	24,000
	<b>Total Expenses</b>	\$ 24,638	\$ 24,680	\$ 24,680	\$ 24,680	\$ 24,680	\$ 24,680



**Regional District of Okanagan-Similkameen  
2024-2028 Operational Financial Plan  
ELECTORAL AREA "G" - RURAL PROJECTS - 0380**

SLP, 1966 - No Tax Limit

		2023 Budget	2024 Budget	2025 Budget	2026 Budget	2027 Budget	2028 Budget
<b>No Tax Limit</b>		<b>No Tax Limit</b>	<b>No Tax Limit</b>	<b>No Tax Limit</b>	<b>No Tax Limit</b>	<b>No Tax Limit</b>	<b>No Tax Limit</b>
	<b>Revenue</b>	<b>-21.69%</b>	<b>-4.29%</b>	<b>7.33%</b>	<b>1.13%</b>	<b>1.35%</b>	<b>0.84%</b>
	TAX REQUISITION	24,656	23,598	25,328	25,615	25,961	26,179
	TRANSFER FROM OPERATING RESERVE	3,000	-	-	-	-	-
	MISCELLENOUS REVENUE	400	400	400	400	408	408
	PRIOR YEARS SURPLUS	18,100	-	-	-	-	-
	<b>Total Revenue</b>	<b>\$ 46,156</b>	<b>\$ 23,998</b>	<b>\$ 25,728</b>	<b>\$ 26,015</b>	<b>\$ 26,369</b>	<b>\$ 26,587</b>
	<b>Expense</b>						
	SALARIES & WAGES	6,928	6,272	6,476	6,688	6,905	7,130
	NEW FTE AS AUTHORIZED BY THE BOARD SALARIES & WAGES	-	(4,097)	(4,220)	(4,347)	(4,477)	(4,611)
	<b>ADMINISTRATION CHARGES</b>	<b>961</b>	<b>874</b>	<b>937</b>	<b>948</b>	<b>960</b>	<b>968</b>
	RURAL PROJECT - EDUCATION AND COMMUNICATIONS	5,151	5,228	5,307	5,380	5,488	5,500
	INSURANCE - LIABILITY	162	164	167	171	174	180
	MISCELLENEOUS SUPPLIES	24	24	24	25	26	30
	ADVERTISING - PUBLIC EDUCATION	525	533	541	550	561	590
	TRAVEL - UBCM & OMMA CONVENTION	4,305	5,000	6,496	6,600	6,732	6,800
	TRANSFER TO OPERATING RESERVE	18,100	-	-	-	-	-
	CONTINGENCY	10,000	10,000	10,000	10,000	10,000	10,000
	<b>Total Expenses</b>	<b>\$ 46,156</b>	<b>\$ 23,998</b>	<b>\$ 25,728</b>	<b>\$ 26,015</b>	<b>\$ 26,369</b>	<b>\$ 26,587</b>





**Regional District of Okanagan-Similkameen  
2024-2028 Operational Financial Plan  
UNSIGHTLY/UNTIDY PREMISES - AREA "G" - 2640**

2520, 2010 - No Tax Limit

		2023 Budget	2024 Budget	2025 Budget	2026 Budget	2027 Budget	2028 Budget
<b>No Tax Limit</b>		<b>No Tax Limit</b>	<b>No Tax Limit</b>	<b>No Tax Limit</b>	<b>No Tax Limit</b>	<b>No Tax Limit</b>	<b>No Tax Limit</b>
	<b>Revenue</b>						
	TAX REQUISITION	-0.04%	0.98%	3.12%	3.13%	3.14%	3.15%
	PRIOR YEARS SURPLUS	9,447	9,540	9,837	10,145	10,464	10,794
	<b>Total Revenue</b>	8,305	-	-	-	-	-
		\$ 17,752	\$ 9,540	\$ 9,837	\$ 10,145	\$ 10,464	\$ 10,794
	<b>Expense</b>						
	ADMINISTRATION CHARGE	407	347	358	370	381	393
	BYLAW ENFORCEMENT	7,356	8,192	8,479	8,776	9,083	9,401
	CONTRACT SERVICES	2,060	1,000	1,000	1,000	1,000	1,000
	LEGAL FEES	2,060	-	-	-	-	-
	TRANSFER TO OPERATIONAL RESERVE	5,869	-	-	-	-	-
	<b>Total Expenses</b>	\$ 17,752	\$ 9,540	\$ 9,837	\$ 10,145	\$ 10,464	\$ 10,794



**Regional District of Okanagan-Similkameen**  
**2024-2028 Operational Financial Plan**  
**HEDLEY PARKS MAINTENANCE COST CONTRIBUTION - 7730**

Bylaw 2960

		2023 Budget	2024 Budget	2025 Budget	2026 Budget	2027 Budget	2028 Budget
\$		5,250					
	<b>Revenue</b>						
		REVIEW SOON	REVIEW SOON	REVIEW SOON	REVIEW SOON	REVIEW SOON	REVIEW SOON
		#DIV/0!	0.17%	0.00%	0.00%	0.00%	0.00%
TAX REQUISITION		5,133	5,142	5,142	5,142	5,142	5,142
<b>Total Revenue</b>		\$ 5,133	\$ 5,142	\$ 5,142	\$ 5,142	\$ 5,142	\$ 5,142
	<b>Expense</b>						
ADMINISTRATION CHARGES		133	142	142	142	142	142
SERVICE CONTRACTS		5,000	5,000	5,000	5,000	5,000	5,000
<b>Total Expenses</b>		\$ 5,133	\$ 5,142	\$ 5,142	\$ 5,142	\$ 5,142	\$ 5,142



**Regional District of Okanagan-Similkameen  
2024-2028 Operational Financial Plan  
HERITAGE - AREA "G" - 7840**

BL 276

		2023 Budget	2024 Budget	2025 Budget	2026 Budget	2027 Budget	2028 Budget
\$		10,000					
	<b>Revenue</b>	<b>Compliant</b>	<b>Compliant</b>	<b>Compliant</b>	<b>Compliant</b>	<b>Compliant</b>	<b>Compliant</b>
		74.83%	8.55%	0.00%	0.00%	0.00%	0.00%
TAX REQUISITION		5,684	6,170	6,170	6,170	6,170	6,170
TRANSFER FROM OPERATIONAL RESERVE		672	-	-	-	-	-
PRIOR YEARS SURPLUS/(DEFICT)		(250)	-	-	-	-	-
<b>Total Revenue</b>		<b>\$ 6,106</b>	<b>\$ 6,170</b>	<b>\$ 6,170</b>	<b>\$ 6,170</b>	<b>\$ 6,170</b>	<b>\$ 6,170</b>
	<b>Expense</b>						
<b>ADMINISTRATION CHARGES</b>		<b>106</b>	<b>170</b>	<b>170</b>	<b>170</b>	<b>170</b>	<b>170</b>
CONTRACT - HERITAGE SOCIETY - KEREMEOS		1,000	1,000	1,000	1,000	1,000	1,000
CONTRACT - HERITAGE SOCIETY HEDLEY MUSEUM		3,000	3,000	3,000	3,000	3,000	3,000
GRIST MILL		2,000	2,000	2,000	2,000	2,000	2,000
<b>Total Expenses</b>		<b>\$ 6,106</b>	<b>\$ 6,170</b>	<b>\$ 6,170</b>	<b>\$ 6,170</b>	<b>\$ 6,170</b>	<b>\$ 6,170</b>



**Regional District of Okanagan-Similkameen**  
**2024-2028 Operational Financial Plan**  
**GRANT-IN-AID - AREA "G" - 7970**

RG735, G716, LGA-5, S176.1 - Assessment

		2023 Budget	2024 Budget	2025 Budget	2026 Budget	2027 Budget	2028 Budget
\$	32,028	COMPLIANT	COMPLIANT	COMPLIANT	COMPLIANT	COMPLIANT	COMPLIANT
	<b>Revenue</b>	-306.30%	-256.84%	-4.03%	0.00%	0.00%	0.00%
	TAX REQUISITION	(2,758)	4,326	4,151	4,151	4,151	4,151
	TRANSFER FROM OPERATIONAL RESERVE	6,900	-	-	-	-	-
	PRIOR YEARS SURPLUS	2,900	(2,250)	-	-	-	-
	<b>Total Revenue</b>	\$ 7,042	\$ 2,076	\$ 4,151	\$ 4,151	\$ 4,151	\$ 4,151
	<b>Expense</b>						
	ADMINISTRATION CHARGE	142	76	151	151	151	151
	TRANSFER TO OPERATING RESERVE	2,900	-	-	-	-	-
	GRANTS IN AID	4,000	2,000	4,000	4,000	4,000	4,000
	<b>Total Expenses</b>	\$ 7,042	\$ 2,076	\$ 4,151	\$ 4,151	\$ 4,151	\$ 4,151



**Regional District of Okanagan-Similkameen  
2024-2028 Operational Financial Plan  
TRANSIT - ELECTORAL AREA "G" - 8350**

RG 735, G716, BR 411/85 Maximum levy

		2023 Budget	2024 Budget	2025 Budget	2026 Budget	2027 Budget	2028 Budget
\$		2,840					
	<b>Revenue</b>	<b>Compliant</b>	<b>Compliant</b>	<b>Compliant</b>	<b>REVIEW SOON</b>	<b>REVIEW REQUIRED</b>	<b>REVIEW REQUIRED</b>
	TAX REQUISITION	0.18%	0.21%	3.20%	3.22%	3.19%	3.20%
	<b>Total Revenue</b>	\$ 2,589	\$ 2,595	\$ 2,678	\$ 2,764	\$ 2,852	\$ 2,943
	<b>Expense</b>						
	SALARIES & WAGES		821	846	870	897	924
	SALARIES & WAGES		(821)	(846)	(870)	(897)	(924)
	ADMINISTRATION CHARGES	89	95	98	101	104	107
	CONTRACTS - PRINCETON	2,500	2,500	2,580	2,663	2,748	2,836
	<b>Total Expenses</b>	\$ 2,589	\$ 2,595	\$ 2,678	\$ 2,764	\$ 2,852	\$ 2,943



**Regional District of Okanagan-Similkameen  
2024-2028 Operational Financial Plan  
CEMETERY - ELECTORAL AREA "G" - 9000**

767(5) Max Levy

		2023 Budget	2024 Budget	2025 Budget	2026 Budget	2027 Budget	2028 Budget
\$		2,000					
	<b>Revenue</b>	<b>Compliant</b>	<b>Compliant</b>	<b>Compliant</b>	<b>Compliant</b>	<b>Compliant</b>	<b>Compliant</b>
		-74.96%	-100.00%	#DIV/0!	#DIV/0!	#DIV/0!	#DIV/0!
TAX REQUISITION		\$ 1,027	\$ -	\$ -	\$ -	\$ -	\$ -
<b>Total Revenue</b>		<b>\$ 1,027</b>	<b>\$ -</b>	<b>\$ -</b>	<b>\$ -</b>	<b>\$ -</b>	<b>\$ -</b>
	<b>Expense</b>						
ADMINISTRATION CHARGES		27	-	-	-	-	-
CONTRACTS - KEREMEOS		1,000	-	-	-	-	-
<b>Total Expenses</b>		<b>\$ 1,027</b>	<b>\$ -</b>	<b>\$ -</b>	<b>\$ -</b>	<b>\$ -</b>	<b>\$ -</b>



**Regional District of Okanagan-Similkameen  
2024-2028 Operational Financial Plan  
AREA "G" CEMETERY - 9010**

Bylaw 2943

		2023 Budget	2024 Budget	2025 Budget	2026 Budget	2027 Budget	2028 Budget
\$		4,080					
	<b>Revenue</b>	<b>Compliant</b>	<b>Compliant</b>	<b>Compliant</b>	<b>Compliant</b>	<b>Compliant</b>	<b>Compliant</b>
		N/A	50.27%	0.00%	0.00%	0.00%	0.00%
TAX REQUISITION		2,053	3,085	3,085	3,085	3,085	3,085
<b>Total Revenue</b>		<u>\$ 2,053</u>	<u>\$ 3,085</u>	<u>\$ 3,085</u>	<u>\$ 3,085</u>	<u>\$ 3,085</u>	<u>\$ 3,085</u>
	<b>Expense</b>						
ADMINISTRATION CHARGES		53	85	85	85	85	85
CONTRACTS - HEDLEY		2,000	2,000	2,000	2,000	2,000	2,000
CONTRACTS - KEREMEOS			1,000	1,000	1,000	1,000	1,000
<b>Total Expenses</b>		<u>\$ 2,053</u>	<u>\$ 3,085</u>	<u>\$ 3,085</u>	<u>\$ 3,085</u>	<u>\$ 3,085</u>	<u>\$ 3,085</u>



**Regional District of Okanagan-Similkameen  
2024-2028 Operational Financial Plan  
ELECTRICAL SYSTEM - SCHNEIDER - 9450**

Parcel Tax BL 1921 - Max Limit

		2023 Budget	2024 Budget	2025 Budget	2026 Budget	2027 Budget	2028 Budget
\$	<b>1,000</b>						
		<b>Compliant</b>	<b>REVIEW REQUIRED</b>	<b>REVIEW REQUIRED</b>	<b>REVIEW REQUIRED</b>	<b>REVIEW REQUIRED</b>	<b>REVIEW REQUIRED</b>
	<b>Revenue</b>	<b>15.21%</b>	<b>54.61%</b>	<b>-3.55%</b>	<b>3.96%</b>	<b>3.96%</b>	<b>3.96%</b>
PARCEL TAX		878	1,357	1,309	1,361	1,415	1,471
TRANSFER FROM OPERATING RESERVE		296	5	5	5	5	5
PROVINCIAL GRANTS		189	136	182	182	182	182
PRIOR YEARS SURPLUS/DEFICIT		(138)	(53)	-	-	-	-
<b>Total Revenue</b>		<b>\$ 1,225</b>	<b>\$ 1,445</b>	<b>\$ 1,496</b>	<b>\$ 1,548</b>	<b>\$ 1,602</b>	<b>\$ 1,658</b>
	<b>Expense</b>						
ADMINISTRATION CHARGES		42	52	54	56	58	60
UTILITIES - POWER		1,178	1,388	1,437	1,487	1,539	1,593
TRANSFER TO OPERATING RESERVE		5	5	5	5	5	5
<b>Total Expenses</b>		<b>\$ 1,225</b>	<b>\$ 1,445</b>	<b>\$ 1,496</b>	<b>\$ 1,548</b>	<b>\$ 1,602</b>	<b>\$ 1,658</b>





**Regional District of Okanagan-Similkameen  
2024-2028 Operational Financial Plan  
STREET LIGHTING -AREA "G" - 9500**

BI 1098.01, 2010

		2023 Budget	2024 Budget	2025 Budget	2026 Budget	2027 Budget	2028 Budget
\$		<b>3,203</b>					
	<b>Revenue</b>	<b>Compliant</b>	<b>Compliant</b>	<b>Compliant</b>	<b>Compliant</b>	<b>Compliant</b>	<b>Compliant</b>
		3.89%	34.09%	25.35%	5.41%	5.33%	5.24%
	TAX REQUISITION	594	797	998	1,052	1,108	1,167
	PROVINCIAL GRANTS	500	500	500	500	500	500
	TRANSFER FROM OPERATIONAL RESERVE	240	200	50	50	50	50
	<b>Total Revenue</b>	\$ 1,334	\$ 1,497	\$ 1,548	\$ 1,602	\$ 1,658	\$ 1,717
	<b>Expense</b>						
	ADMINISTRATION CHARGES	46	55	56	58	60	63
	UTILITIES - POWER	1,288	1,442	1,492	1,544	1,598	1,654
	<b>Total Expenses</b>	\$ 1,334	\$ 1,497	\$ 1,548	\$ 1,602	\$ 1,658	\$ 1,717



**Regional District of Okanagan-Similkameen  
2024-2028 Operational Financial Plan  
STERILE INSECT RELEASE PROGRAM - 6000**

1101, 1989 - Assessment

		2023 Budget	2024 Budget	2025 Budget	2026 Budget	2027 Budget	2028 Budget
\$		2,992,268					
	<b>Revenue</b>	<b>Compliant</b>	<b>Compliant</b>	<b>Compliant</b>	<b>Compliant</b>	<b>Compliant</b>	<b>Compliant</b>
		16.21%	6.42%	6.04%	5.97%	5.89%	4.02%
	TAX REQUISITION	485,451	516,622	547,846	580,526	614,724	639,408
	PARCEL TAX	508,737	518,912	529,290	539,876	550,674	572,786
	GRANT IN LIEU OF TAXES	4,500	4,500	4,500	4,500	4,500	4,500
	PRIOR YEARS SURPLUS	(353)	-	-	-	-	-
	<b>Total Revenue</b>	<b>\$ 998,335</b>	<b>\$ 1,040,034</b>	<b>\$ 1,081,636</b>	<b>\$ 1,124,902</b>	<b>\$ 1,169,898</b>	<b>\$ 1,216,694</b>
	<b>Expense</b>						
	ADMINISTRATION CHARGES	25,871	28,672	29,819	31,012	32,252	33,542
	TRANSFER TO SIR	972,464	1,011,362	1,051,817	1,093,890	1,137,646	1,183,152
	<b>Total Expenses</b>	<b>\$ 998,335</b>	<b>\$ 1,040,034</b>	<b>\$ 1,081,636</b>	<b>\$ 1,124,902</b>	<b>\$ 1,169,898</b>	<b>\$ 1,216,694</b>



**Regional District of Okanagan-Similkameen  
2024-2028 Operational Financial Plan  
OKANAGAN BASIN WATER BOARD - 6500**

Limit Based on Assessment

		2023 Budget	2024 Budget	2025 Budget	2026 Budget	2027 Budget	2028 Budget
\$		887,906					
	<b>Revenue</b>	<b>Compliant</b>	<b>Compliant</b>	<b>Compliant</b>	<b>Compliant</b>	<b>REVIEW SOON</b>	<b>REVIEW SOON</b>
		3.85%	2.67%	2.50%	2.50%	2.50%	3.52%
TAX REQUISITION		772,633	793,296	813,129	833,457	854,294	884,381
<b>Total Revenue</b>		<b>\$ 772,633</b>	<b>\$ 793,296</b>	<b>\$ 813,129</b>	<b>\$ 833,457</b>	<b>\$ 854,294</b>	<b>\$ 884,381</b>
	<b>Expense</b>						
ADMINISTRATION CHARGES		20,022	21,870	22,417	22,977	23,552	24,381
TRANSFER TO OBWB		752,611	771,426	790,712	810,480	830,742	860,000
<b>Total Expenses</b>		<b>\$ 772,633</b>	<b>\$ 793,296</b>	<b>\$ 813,129</b>	<b>\$ 833,457</b>	<b>\$ 854,294</b>	<b>\$ 884,381</b>



**Regional District of Okanagan-Similkameen  
2024-2028 Operational Financial Plan  
OKANAGAN REGIONAL LIBRARY - 9900**

**BI 1906 - No Tax Limit**

		2023 Budget	2024 Budget	2025 Budget	2026 Budget	2027 Budget	2028 Budget
<b>No Tax Limit</b>		<b>No Tax Limit</b>	<b>No Tax Limit</b>	<b>No Tax Limit</b>	<b>No Tax Limit</b>	<b>No Tax Limit</b>	<b>No Tax Limit</b>
	<b>Revenue</b>	<b>5.36%</b>	<b>3.19%</b>	<b>3.01%</b>	<b>3.01%</b>	<b>3.01%</b>	<b>0.72%</b>
TAX REQUISITION		935,777	965,623	994,715	1,024,619	1,055,421	1,062,984
GRANT IN LIEU OF TAXES		6,121	6,182	6,244	6,369	6,496	6,500
PRIOR YEARS SURPLUS		343	-	-	-	-	-
<b>Total Revenue</b>		<b>\$ 942,241</b>	<b>\$ 971,805</b>	<b>\$ 1,000,959</b>	<b>\$ 1,030,988</b>	<b>\$ 1,061,917</b>	<b>\$ 1,069,484</b>
	<b>Expense</b>						
ADMINISTRATION CHARGES		24,409	26,791	27,595	28,423	29,275	29,484
TRANSFER TO OPERATIONAL RESERVE		343	-	-	-	-	-
TRANSFER TO OKANAGAN LIBRARY		917,489	945,014	973,364	1,002,565	1,032,642	1,040,000
<b>Total Expenses</b>		<b>\$ 942,241</b>	<b>\$ 971,805</b>	<b>\$ 1,000,959</b>	<b>\$ 1,030,988</b>	<b>\$ 1,061,917</b>	<b>\$ 1,069,484</b>



## Regional District of Okanagan-Similkameen

2024-2028 Schedule F.15

### **Individual Requisitions**

#### **Electoral Area 'H'**

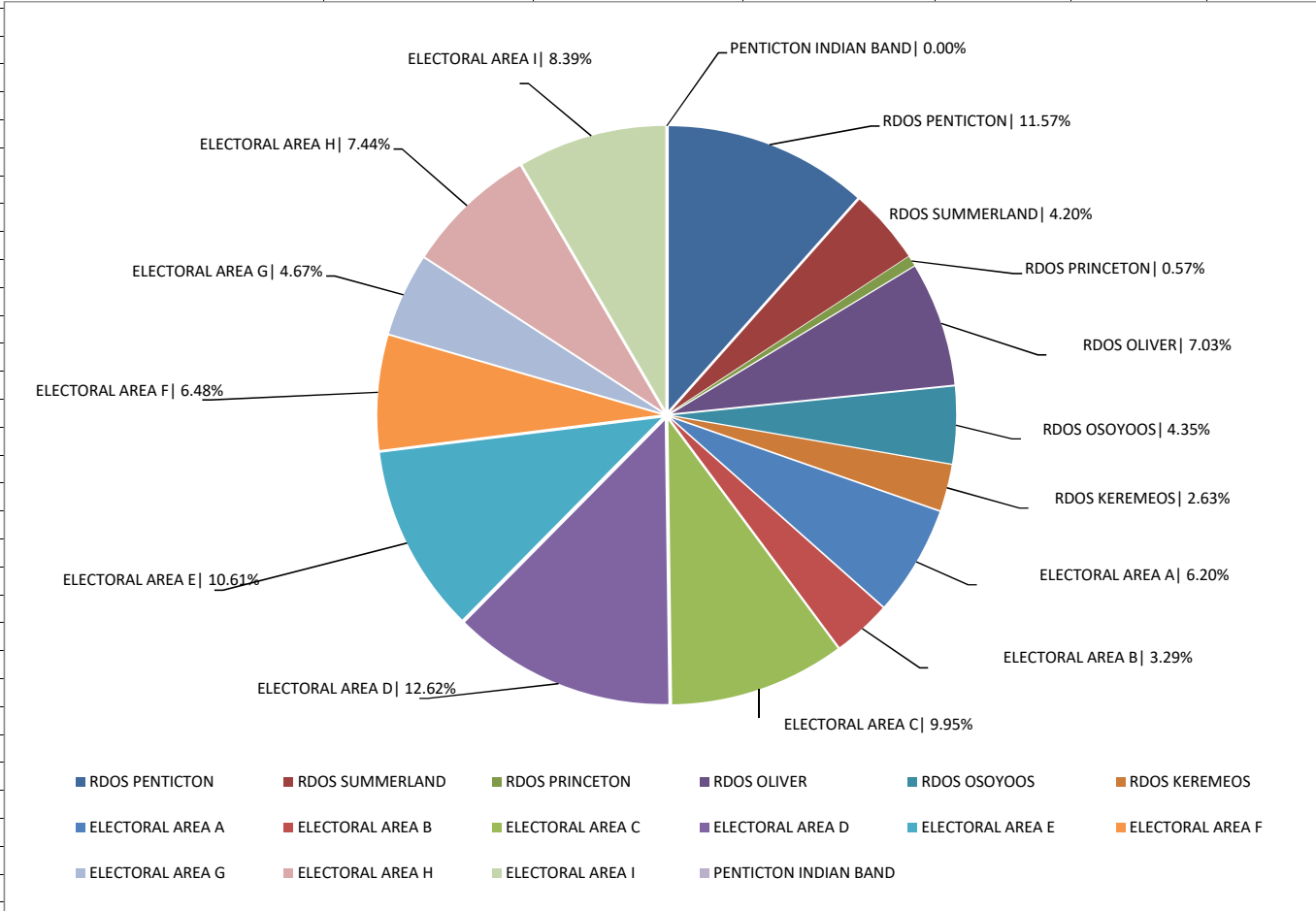
Included in this schedule:

- Summary of Tax Requisitions listing all jurisdictions
- Detail by specific jurisdictions
- Comparison of Tax Requisition by Municipality and Electoral Area
- Individual RDOS portion of tax per various property values\*
- 2024-2028 Operating budget which affect only the member Municipality / Electoral Area
- Capital projects which Electoral 'H' contributed funds (if applicable)

\*This comparison is a weighted average

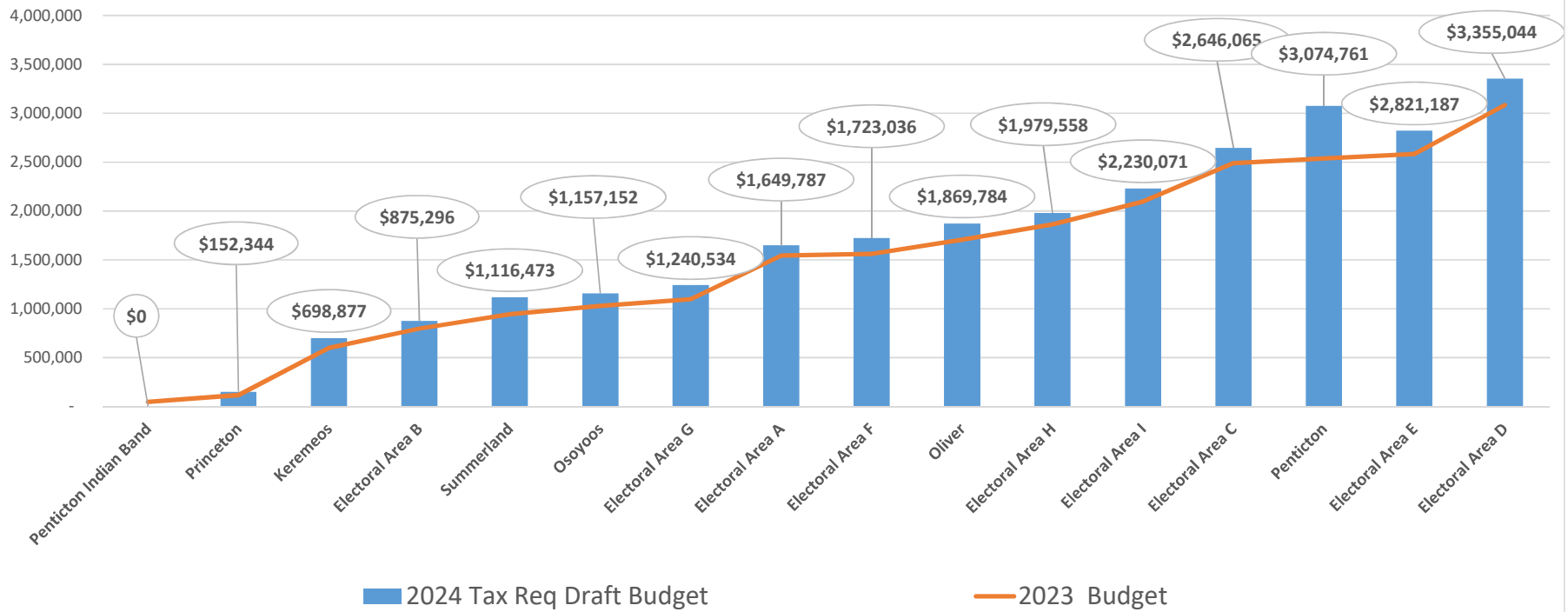
**REGIONAL DISTRICT OKANAGAN-SIMILKAMEEN  
2024 TOTAL REQUISITION SUMMARY**

	<u>2024</u>	<u>2023</u>	<u>\$ Change</u>	<u>% Change</u>	<u>Non-Market Growth %</u>	<u>Net Change %</u>
<b>RDOS PENTICTON</b>	\$ 3,074,761	\$ 2,537,608	\$ 537,153	21.17%	1.05%	20.12%
<b>RDOS SUMMERLAND</b>	1,116,473	944,706	171,767	18.18%	1.77%	16.41%
<b>RDOS PRINCETON</b>	152,344	116,462	35,882	30.81%	0.86%	29.95%
<b>RDOS OLIVER</b>	1,869,784	1,713,954	155,830	9.09%	1.44%	7.65%
<b>RDOS OSOYOOS</b>	1,157,152	1,030,070	127,082	12.34%	1.21%	11.13%
<b>RDOS KEREMEOS</b>	698,877	601,320	97,557	16.22%	1.07%	15.15%
	<b>8,069,392</b>	<b>6,944,120</b>	<b>1,125,272</b>	<b>16.20%</b>	<b>1.24%</b>	<b>14.96%</b>
<b>PENTICTON INDIAN BAND</b>	-	46,265	(46,265)	-100.00%		
<b>ELECTORAL AREA A</b>	1,649,787	1,541,512	108,275	7.02%	2.58%	4.44%
<b>ELECTORAL AREA B</b>	875,296	793,520	81,776	10.31%	5.35%	4.96%
<b>ELECTORAL AREA C</b>	2,646,065	2,478,883	167,182	6.74%	1.60%	5.14%
<b>ELECTORAL AREA D</b>	3,355,044	3,083,591	271,453	8.80%	0.99%	7.81%
<b>ELECTORAL AREA E</b>	2,821,187	2,587,328	233,859	9.04%	3.74%	5.30%
<b>ELECTORAL AREA F</b>	1,723,036	1,560,889	162,147	10.39%	1.54%	8.85%
<b>ELECTORAL AREA G</b>	1,240,534	1,097,296	143,238	13.05%	1.41%	11.64%
<b>ELECTORAL AREA H</b>	1,979,558	1,861,140	118,418	6.36%	2.10%	4.26%
<b>ELECTORAL AREA I</b>	2,230,071	2,097,712	132,359	6.31%	1.30%	5.01%
	<b>18,520,578</b>	<b>17,101,871</b>	<b>1,418,707</b>	<b>8.30%</b>	<b>2.04%</b>	<b>6.26%</b>
<b>TOTAL TAX REQUISITION FOR ALL BUDGETS</b>	<b>\$ 26,589,969</b>	<b>\$ 24,092,256</b>	<b>\$ 2,497,713</b>	<b>10.37%</b>	<b>1.49%</b>	<b>8.88%</b>

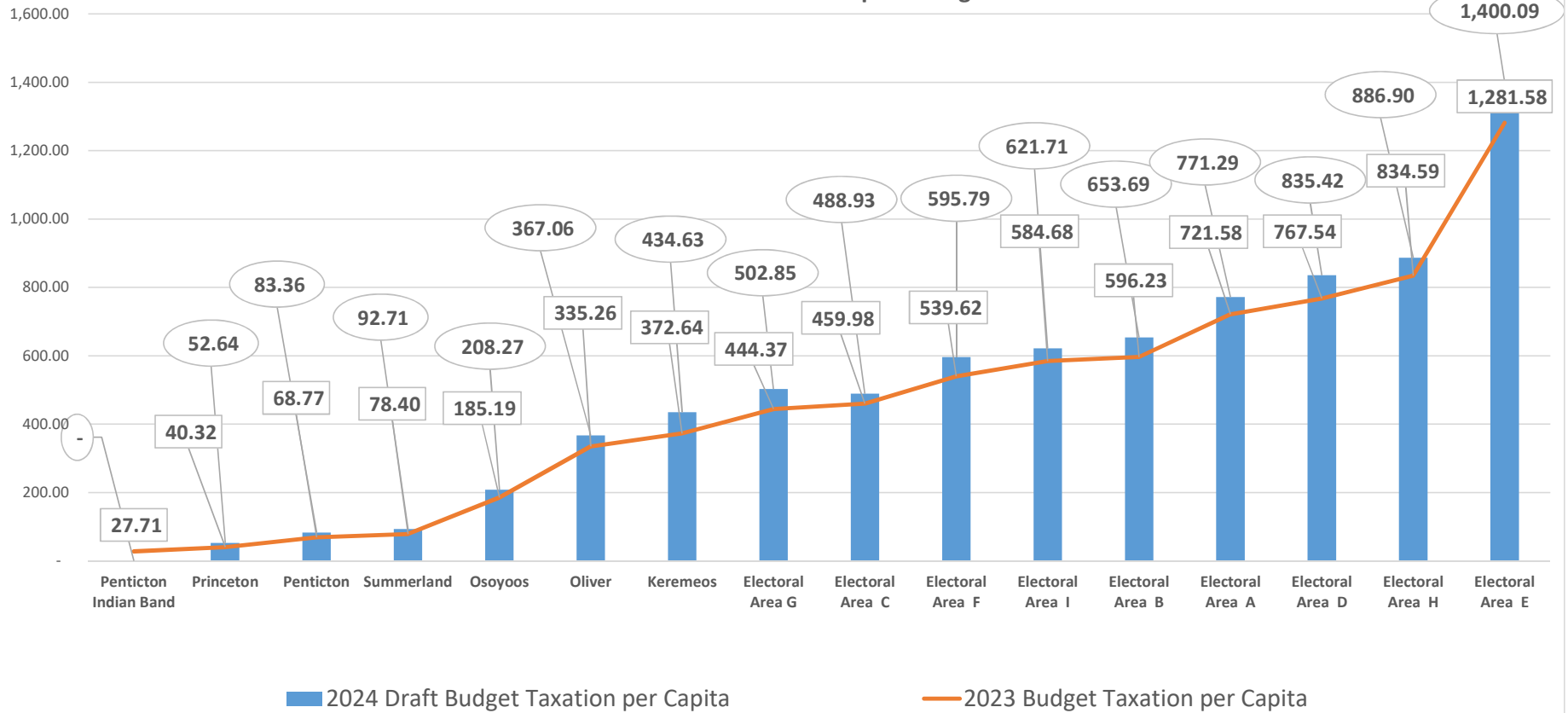


- RDOS PENTICTON
- RDOS SUMMERLAND
- RDOS PRINCETON
- RDOS OLIVER
- RDOS OSOYOOS
- RDOS KEREMEOS
- ELECTORAL AREA A
- ELECTORAL AREA B
- ELECTORAL AREA C
- ELECTORAL AREA D
- ELECTORAL AREA E
- ELECTORAL AREA F
- ELECTORAL AREA G
- ELECTORAL AREA H
- ELECTORAL AREA I
- PENTICTON INDIAN BAND

### RDOS 2024 Tax Requisition as at First Reading - Comparison to 2023 Requisition by Member Municipality and Electoral - At Adoption

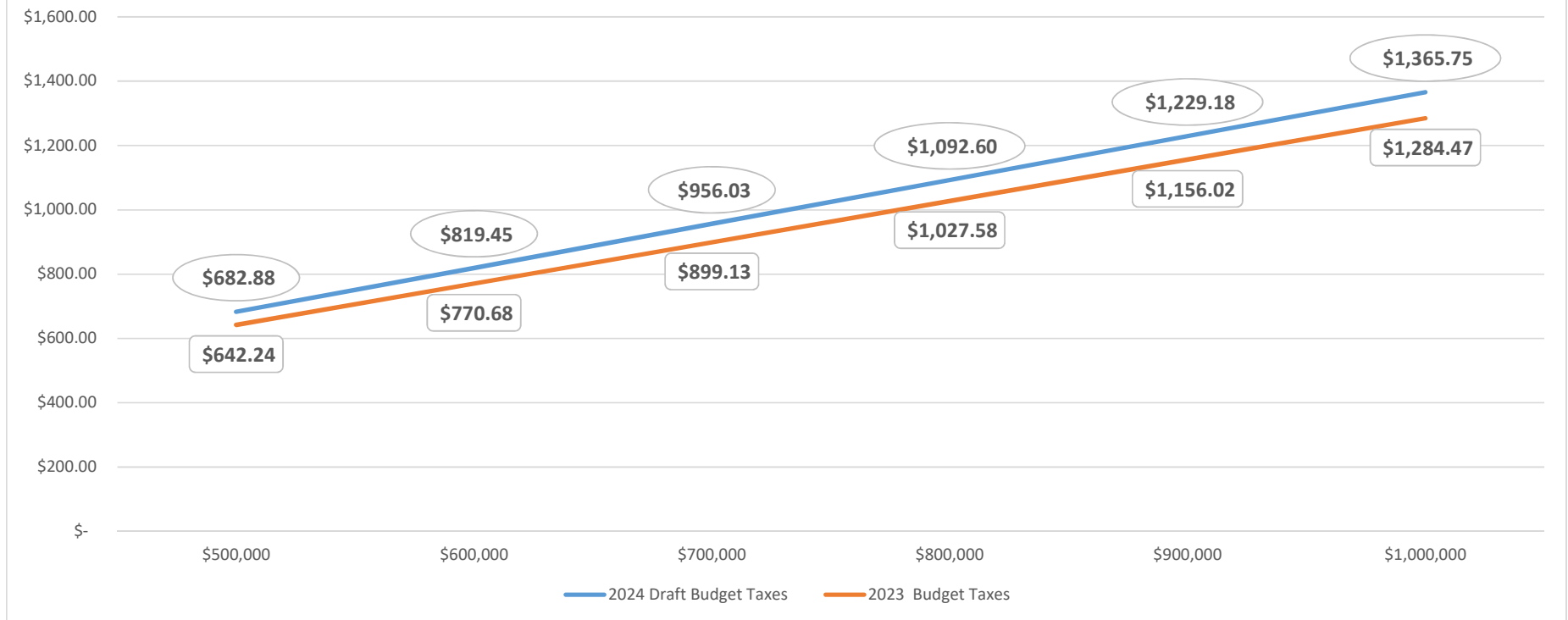


**RDOS 2024 Taxation Per Capita Comparison as at First Reading - Comparison to 2023 by Member Municipality and Electoral Area - Adopted Budget**





**RDOS 2024 Tax Requisition as at First Reading - Comparison for Various Property Values  
Electoral Area "H" at Adoption**





**Regional District of Okanagan-Similkameen  
2024-2028 Operational Financial Plan  
GENERAL GOVERNMENT - 0100**

SLP, 1966 - No Tax Limit

		2023 Budget	2024 Budget	2025 Budget	2026 Budget	2027 Budget	2028 Budget
<b>No Tax Limit</b>		<b>No Tax Limit</b>	<b>No Tax Limit</b>	<b>No Tax Limit</b>	<b>No Tax Limit</b>	<b>No Tax Limit</b>	<b>No Tax Limit</b>
<b>Revenue</b>		<b>7.05%</b>	<b>36.51%</b>	<b>9.93%</b>	<b>3.21%</b>	<b>2.85%</b>	<b>2.85%</b>
TAX REQUISITION		1,612,212	2,200,765	2,419,219	2,496,980	2,568,023	2,641,328
GRANT IN LIEU OF TAXES		5,101	5,101	5,101	5,101	5,101	5,101
RECOVERIES - FOI			400	400	400	400	400
INTEREST INCOME		128,533	-	-	-	-	-
TRANSFER FROM OPERATIONAL RESERVE		57,000	80,000	80,000	80,000	80,000	80,000
MISCELLANEOUS REVENUE		10,201	5,000	5,000	5,000	5,000	5,000
PRIOR YEARS SURPLUS		349,206	-	-	-	-	-
<b>Total Revenue</b>		<b>\$ 2,162,253</b>	<b>\$ 2,291,266</b>	<b>\$ 2,509,720</b>	<b>\$ 2,587,481</b>	<b>\$ 2,658,524</b>	<b>\$ 2,731,829</b>
<b>Expense</b>							
SALARIES & WAGES		1,031,527	1,156,722	1,194,003	1,232,557	1,272,320	1,313,491
NEW FTE AS AUTHORIZED BY THE BOARD SALARIES & WAGES		29,722	256,687	412,739	421,252	429,942	438,820
SALARIES & WAGES - CRIME STOPPERS		92,000	92,500	92,500	92,500	92,500	92,500
HONORARIUMS - DIRECTORS		377,235	416,000	426,060	437,060	447,987	459,186
HONORARIUMS - CHAIRMAN		42,768	44,710	46,275	47,894	49,571	51,306
HONORARIUMS - VICE CHAIRMAN		7,993	8,177	8,463	8,759	9,065	9,383
<b>ADMINISTRATION CHARGE</b>		<b>99,666</b>	<b>133,732</b>	<b>146,987</b>	<b>151,015</b>	<b>155,226</b>	<b>159,570</b>
EDUCATION & TRAINING			1,200	1,242	1,285	1,330	1,377
INSURANCE - PROPERTY		4,467	6,500	6,728	6,963	7,207	7,459
INSURANCE - LIABILITY		31,181	42,000	43,470	44,991	46,566	48,196
SUPPLIES - BOARD DINNERS		25,000	27,000	27,945	28,923	29,935	30,983
ASSET MANAGEMENT SOFTWARE			33,238	34,568	34,568	35,951	37,389
TRAVEL - STAFF		10,302	12,000	12,360	12,731	13,113	13,506
TRAVEL - UBCM & OMMA CONVENTION			-	-	-	-	-
TRAVEL - BOARD		15,453	16,000	16,480	16,974	17,484	18,008
BOARD STAFF RECOGNITION			10,000	10,300	10,609	10,927	11,255
INTERNAL DEBT PRINCIPAL & INTEREST (SYR RESERVE BORROWING)			9,800	19,600	29,400	29,400	29,400
TRANSFER FROM OPERATIONAL RESERVE		349,206	-	-	-	-	-
TRANSFER TO DEPOSIT ACCOUNT		10,302	10,000	10,000	10,000	10,000	10,000
REGIONAL GRANT IN AID - Ha Ha Ha Kidz Fest		5,000	-	-	-	-	-
REGIONAL GRANT IN AID - Okanagan Similkameen Conservation Alliance		3,500	-	-	-	-	-
REGIONAL GRANT IN AID - South Okanagan Immigrant and Community Services		3,500	-	-	-	-	-
REGIONAL GRANT IN AID - Community Wellness Circle							
REGIONAL GRANT IN AID - Peach City Community Radio Society		5,250	-	-	-	-	-
REGIONAL GRANT IN AID - DB Foundation for Health Research			5,000	-	-	-	-
CARBON MITIGATION EXPENSE		6,181	-	-	-	-	-
SAFETY TRACKING - VEHICLES		12,000	-	-	-	-	-
<b>Total Expenses</b>		<b>\$ 2,162,253</b>	<b>\$ 2,291,266</b>	<b>\$ 2,509,720</b>	<b>\$ 2,587,481</b>	<b>\$ 2,658,524</b>	<b>\$ 2,731,829</b>



**Regional District of Okanagan-Similkameen  
2024-2028 Operational Financial Plan  
INVASIVE SPECIES (formerly noxious weeds) - 0200**

BL 2065.02, 2021 - Maximum Levy

		2023 Budget	2024 Budget	2025 Budget	2026 Budget	2027 Budget	2028 Budget
<b>\$</b>		<b>68,750</b>					
	<b>Revenue</b>						
		<b>REVIEW SOON</b>	<b>REVIEW REQUIRED</b>	<b>REVIEW REQUIRED</b>	<b>REVIEW REQUIRED</b>	<b>REVIEW REQUIRED</b>	<b>REVIEW REQUIRED</b>
		4.87%	34.96%	3.42%	3.43%	3.42%	3.42%
TAX REQUISITION		66,360	89,562	92,622	95,797	99,073	102,465
GRANT IN LIEU OF TAXES		93	96	100	103	107	110
TRANSFER FROM OPERATIONAL RESERVES		22,003	-	-	-	-	-
PROVINCIAL GRANTS		12,000	12,420	12,855	13,305	13,770	14,252
<b>Total Revenue</b>		<b>\$ 100,456</b>	<b>\$ 102,078</b>	<b>\$ 105,577</b>	<b>\$ 109,205</b>	<b>\$ 112,950</b>	<b>\$ 116,827</b>
	<b>Expense</b>						
SALARIES & WAGES		12,117	13,490	13,892	14,312	14,739	15,182
SALARIES & WAGES		-	-	-	-	-	-
ADMINISTRATION CHARGE		3,339	3,718	3,845	3,978	4,114	4,255
CONSULTANTS		50,000	51,750	53,561	55,436	57,376	59,384
CONSULTANTS - ABATEMENT PROGRAM		32,000	33,120	34,279	35,479	36,721	38,006
TRANSFER TO OPERATING RESERVE		3,000	-	-	-	-	-
<b>Total Expenses</b>		<b>\$ 100,456</b>	<b>\$ 102,078</b>	<b>\$ 105,577</b>	<b>\$ 109,205</b>	<b>\$ 112,950</b>	<b>\$ 116,827</b>



**Regional District of Okanagan-Similkameen  
2024-2028 Operational Financial Plan  
ELECTORAL AREA ADMINISTRATION - 0300**

SLP, 1966 - No Tax Limit

	2023 Budget	2024 Budget	2025 Budget	2026 Budget	2027 Budget	2028 Budget
<b>No Tax Limit</b>	<b>No Tax Limit</b>	<b>No Tax Limit</b>	<b>No Tax Limit</b>	<b>No Tax Limit</b>	<b>No Tax Limit</b>	<b>No Tax Limit</b>
<b>Revenue</b>	<b>16.41%</b>	<b>-2.41%</b>	<b>3.37%</b>	<b>3.39%</b>	<b>3.38%</b>	<b>3.38%</b>
TAX REQUISITION - ALL AREAS	2,667,222	2,602,949	2,690,603	2,781,939	2,875,877	2,973,078
GRANT IN LIEU OF TAXES	5,100	5,100	5,100	5,100	5,100	5,100
GRANTS	-	-	-	-	-	-
SEARCH FEES	-	5,000	5,100	5,202	5,306	5,412
TRANSFER FROM OPERATIONAL RESERVES	-	-	-	-	-	-
TRANSFER FROM RURAL AREA FEASIBILITY FUND	-	-	-	-	-	-
PROVINCIAL GRANTS	150,000	50,000	-	-	-	-
MISCELLANEOUS REVENUE	168,300	165,000	165,000	165,000	165,000	165,000
RECOVERABLE HERITAGE HILLS SEWER	80,000	150,000	-	-	-	-
RECOVERABLE HERITAGE HILLS WATER	-	20,000	-	-	-	-
HR SERVICES REVENUE	-	20,000	-	-	-	-
PRIOR YEARS SURPLUS	14,454	-	-	-	-	-
<b>Total Revenue</b>	<b>\$ 3,085,076</b>	<b>\$ 3,018,049</b>	<b>\$ 2,865,803</b>	<b>\$ 2,957,241</b>	<b>\$ 3,051,283</b>	<b>\$ 3,148,590</b>
<b>Expense</b>						
SALARIES & WAGES	2,351,382	2,513,167	2,594,408	2,678,319	2,764,827	2,854,354
NEW FTE AS AUTHORIZED BY THE BOARD SALARIES & WAGES	171,817	(178,157)	(161,837)	(166,920)	(172,366)	(177,981)
HONORARIUMS - DIRECTORS	181,000	186,430	192,023	197,784	203,717	209,829
ADMINISTRATION CHARGES	171,123	175,609	169,549	174,968	180,542	186,309
MEMBERSHIP & DUES	19,000	22,000	22,660	23,340	24,040	24,761
SPECIAL PROJECTS - AREA D - SKAHA ESTATES	-	200,000	-	-	-	-
SPECIAL PROJECTS - ELECTIONS	-	25,000	25,000	25,750	26,523	27,318
HERITAGE HILLS SEWER STUDY CF	150,000	50,000	-	-	-	-
VEHICLE DEPRECIATION	5,000	5,000	5,000	5,000	5,000	5,000
EQUIPMENT	7,000	7,000	7,000	7,000	7,000	7,000
LEGAL FEES	2,500	2,500	2,500	2,500	2,500	2,500
SUPPLIES	300	-	-	-	-	-
UTILITIES - TELEPHONE	10,000	6,000	6,000	6,000	6,000	6,000
TRANSFER TO OPERATIONAL RESERVE	14,454	-	-	-	-	-
CONTINGENCY	1,500	1,500	1,500	1,500	1,500	1,500
OTHER EXPENSES - MISCELLANEOUS	-	2,000	2,000	2,000	2,000	2,000
<b>Total Expenses</b>	<b>\$ 3,085,076</b>	<b>\$ 3,018,049</b>	<b>\$ 2,865,803</b>	<b>\$ 2,957,241</b>	<b>\$ 3,051,283</b>	<b>\$ 3,148,590</b>



**Regional District of Okanagan-Similkameen  
2024-2028 Operational Financial Plan  
911 EMERGENCY CALL SYSTEM - 0400**

BI 1095 & 1096 - No Tax Limit

		2023 Budget	2024 Budget	2025 Budget	2026 Budget	2027 Budget	2028 Budget
<b>No Tax Limit</b>		<b>No Tax Limit</b>	<b>No Tax Limit</b>	<b>No Tax Limit</b>	<b>No Tax Limit</b>	<b>No Tax Limit</b>	<b>No Tax Limit</b>
	<b>Revenue</b>	10.27%	19.71%	2.74%	2.75%	2.77%	-9.81%
	TAX REQUISITION	1,089,450	1,304,207	1,340,007	1,376,887	1,414,981	1,276,188
	GRANT IN LIEU OF TAXES	1,880	1,899	1,918	2,000	2,050	2,100
	PRIOR YEARS SURPLUS	21,550	17,466	-	-	-	-
	<b>Total Revenue</b>	<b>\$ 1,112,880</b>	<b>\$ 1,323,572</b>	<b>\$ 1,341,925</b>	<b>\$ 1,378,887</b>	<b>\$ 1,417,031</b>	<b>\$ 1,278,288</b>
	<b>Expense</b>						
	SALARIES & WAGES	105,466	107,629	111,257	115,002	118,876	122,887
	SALARIES & WAGES		18,772	19,341	19,928	20,526	21,142
	ADMINISTRATION CHARGES	31,343	37,439	38,627	39,853	41,118	42,424
	SITE & RADIO MAINTENANCE - ANNUAL CONTRACTS	25,486	25,613	26,433	27,279	28,152	29,053
	UNSCHEDULED MTNCE - FIREHALLS	10,483	15,000	15,480	15,975	16,486	17,014
	UNSCHEDULED MAINTENANCE - TOWERS	15,453	15,000	15,480	15,975	16,486	17,014
	OP - EQPT RENTAL - TRANSMITTER LEASE & M	93,873	110,000	113,520	117,153	120,902	124,771
	CONTRACTS - CENTRAL FIRE Dispatch	377,733	411,957	425,140	438,744	452,784	467,273
	CONTRACTS - OTHER RD - CORD - CENTRAL DI	195,894	199,812	206,206	212,805	219,615	226,643
	INSURANCE - PROPERTY	9,710	9,904	9,954	10,004	10,054	10,104
	INSURANCE - LIABILITY	5,500	5,638	5,666	5,694	5,722	5,751
	LEGAL FEES	3,000	3,000	3,096	3,195	3,297	3,403
	UHF AND VHF RADIO LICENSES	15,724	18,000	18,576	19,170	19,783	20,416
	UTILITIES - TELEPHONE	24,992	25,117	25,921	26,750	27,606	28,489
	DEBT INTEREST (Bylaw 2780/2623)	47,256	47,256	47,256	47,256	47,256	-
	DEBT PRINCIPAL (Bylaw 2780/2623)	130,864	130,864	130,864	130,864	130,864	-
	TRANSFER TO RESERVE CAPITAL	5,000	75,000	77,400	79,877	82,433	85,071
	TRANSFER TO RESERVES RE INTEREST	103	105	108	111	115	119
	TRANSFER TO OPERATING RESERVE	5,000	42,466	25,800	26,626	27,478	28,357
	CONTINGENCY	10,000	25,000	25,800	26,626	27,478	28,357
	<b>Total Expenses</b>	<b>\$ 1,112,880</b>	<b>\$ 1,323,572</b>	<b>\$ 1,341,925</b>	<b>\$ 1,378,887</b>	<b>\$ 1,417,031</b>	<b>\$ 1,278,288</b>



**Regional District of Okanagan-Similkameen  
2024-2028 Operational Financial Plan  
EMERGENCY PLANNING - 0410**

BL 2322, 2004 - No Tax Limit

	2023 Budget	2024 Budget	2025 Budget	2026 Budget	2027 Budget	2028 Budget
<b>No Tax Limit</b>	<b>No Tax Limit</b>	<b>No Tax Limit</b>	<b>No Tax Limit</b>	<b>No Tax Limit</b>	<b>No Tax Limit</b>	<b>No Tax Limit</b>
<b>Revenue</b>	<b>0.40%</b>	<b>114.64%</b>	<b>3.71%</b>	<b>-1.04%</b>	<b>2.05%</b>	<b>1.59%</b>
TAX REQUISITION	366,922	787,555	816,763	808,256	824,807	837,880
GRANT IN LIEU OF TAXES	550	555	561	570	575	600
TRANSFER FROM OPERATING RESERVE	60,000	-	-	-	-	-
PROVINCIAL GRANTS (Carry Forward)	1,266,103	1,583,024	-	-	-	-
PROV GRANTS - UBCM CRI	-	100,000	-	-	-	-
PRIOR YEARS SURPLUS	40,560	-	-	-	-	-
<b>Total Revenue</b>	<b>\$ 1,734,135</b>	<b>\$ 2,471,134</b>	<b>\$ 817,324</b>	<b>\$ 808,826</b>	<b>\$ 825,382</b>	<b>\$ 838,480</b>
<b>Expense</b>						
SALARIES & WAGES	136,154	178,576	184,291	190,195	196,285	202,585
SALARIES & WAGES		235,802	299,734	283,784	291,480	299,387
HONORARIUMS	7,085	7,120	7,156	7,192	7,228	7,264
ADMINISTRATION CHARGES	56,237	79,409	37,029	36,610	37,394	38,011
IT SUPPORT COSTS	3,500	3,605	3,713	3,825	3,939	4,057
FLOOD HAZARD RIKS ASSESSMENT - CF	-	100,000	-	-	-	-
UBCM CEPF - EMERGENCY SUPPORT SERVICES GRANT CF	89,750	-	-	-	-	-
UBCM CRI - FIRESMART GRANT STREAM 1 (OPERATIONS CF	355,038	-	-	-	-	-
FIRESMART GRANT STREAM 1 (OPERATIONS)	-	240,997	-	-	-	-
EOC SANDBAG OPERATIONS	15,000	15,000	15,075	15,150	15,226	15,302
UBCM - CRI - FIRESMART GRANT STREAM (STAFFING) 2022 GRANT	406,020	-	-	-	-	-
UBCM - CRI - FIRESMART GRANT STREAM (STAFFING) 2022 GRANT	98,130	-	-	-	-	-
UBCM CEPR HEAT PREPAREDNESS CF	300,000	300,000	-	-	-	-
2023 CEPF UCBM GRANT CF	-	117,000	-	-	-	-
2023 EOC CEPF UBCM GRANT EXPENSE CF	-	112,790	-	-	-	-
2023 UBCM CRI FIRESMART GRANT CF	-	200,000	-	-	-	-
2023 CRI FIRESMART GRANT - AREA "A" CF	-	49,997	-	-	-	-
2023 CRI FIRESMART GRANT - AREA "B" CF	-	45,320	-	-	-	-
2023 CRI FIRESMART GRANT - AREA "C" CF	-	45,320	-	-	-	-
2023 CRI FIRESMART GRANT - AREA "D" CF	-	45,320	-	-	-	-
2023 CRI FIRESMART GRANT - AREA "E" CF	-	45,320	-	-	-	-
2023 CRI FIRESMART GRANT - AREA "F" CF	-	45,320	-	-	-	-
2023 CRI FIRESMART GRANT - AREA "G" CF	-	45,320	-	-	-	-
2023 CRI FIRESMART GRANT - AREA "H" CF	-	50,000	-	-	-	-
2023 CRI FIRESMART GRANT - AREA "I" CF	-	45,320	-	-	-	-
2023 E-911 GRANT	-	45,000	-	-	-	-
2024 CEPF DISASTER RISK REDUCTION GRANT	-	150,000	-	-	-	-
CONSULTANTS	4,000	4,080	4,100	4,121	4,142	4,163
AGREEMENT - REGIONAL SEARCH & RESCUE	71,500	90,000	90,450	90,902	91,357	91,814
OPERATIONAL SUPPORT ANIMAL EMERGENCY RESPONSE	10,000	15,000	15,075	15,150	15,226	15,302
REVIEW OF EMERGENCY PROGRAM	60,000	-	-	-	-	-
EDUCATION & TRAINING	25,502	25,630	25,758	25,887	26,016	26,146
EOC SUPPLIES	7,000	8,000	8,040	8,080	8,120	8,161
EQUIPMENT	5,239	5,000	5,050	5,100	5,150	5,200
EQUIPEMENT - SOFTWARE	-	26,000	26,100	26,200	26,300	26,400
INSURANCE - LIABILITY	3,000	3,060	3,121	3,184	3,247	-
INSURANCE - VEHICLE	900	3,000	3,015	3,030	3,045	3,060
LEGAL FEES	1,000	1,000	1,000	1,000	1,000	1,000
SUPPLIES	1,500	3,500	3,515	3,530	3,545	3,550
EOC SUPPLIES	10,000	10,000	10,050	10,100	10,151	10,202
SUPPLIES - MEALS	1,000	1,020	1,040	1,061	1,082	1,087
TRAVEL/LEASING	7,000	7,140	7,283	7,428	7,577	7,578
UTILITIES - TELEPHONE	4,020	5,500	5,528	5,556	5,584	5,612
TRANSFER TO OPERATING RESERVE	40,560	45,368	45,595	45,823	46,052	46,282
EMERGENCY SOCIAL SERVICES	15,000	15,300	15,606	15,918	16,236	16,317
<b>Total Expenses</b>	<b>\$ 1,734,135</b>	<b>\$ 2,471,134</b>	<b>\$ 817,324</b>	<b>\$ 808,826</b>	<b>\$ 825,382</b>	<b>\$ 838,480</b>



**Regional District of Okanagan-Similkameen  
2024-2028 Operational Financial Plan  
BUILDING INSPECTION - 2500**

2132, 2002 - No Tax Limit

		2023 Budget	2024 Budget	2025 Budget	2026 Budget	2027 Budget	2028 Budget
<b>No Tax Limit</b>		<b>No Tax Limit</b>	<b>No Tax Limit</b>	<b>No Tax Limit</b>	<b>No Tax Limit</b>	<b>No Tax Limit</b>	<b>No Tax Limit</b>
	<b>Revenue</b>	<b>1.74%</b>	<b>5.61%</b>	<b>5.40%</b>	<b>4.59%</b>	<b>4.69%</b>	<b>3.66%</b>
TAX REQUISITION		332,410	351,044	369,987	386,961	405,106	419,927
GRANT IN LIEU OF TAXES		1,836	1,855	1,873	1,901	1,939	-
FEE FOR SERVICE		30,603	30,909	31,218	31,686	32,320	33,000
ENFORCEMENT FEES		2,550	4,000	4,200	4,400	4,600	4,800
BUILDING PERMITS		743,389	758,000	770,000	785,000	800,000	820,000
TRANSFER FROM OPERATIONAL RESERVE		35,000	-	-	-	-	-
MISCELLANEOUS REVENUE		13,591	10,000	11,000	12,000	13,000	14,000
PRIOR YEARS SURPLUS		289,036	-	-	-	-	-
<b>Total Revenue</b>		<b>\$ 1,448,415</b>	<b>\$ 1,155,808</b>	<b>\$ 1,188,278</b>	<b>\$ 1,221,948</b>	<b>\$ 1,256,965</b>	<b>\$ 1,291,727</b>
	<b>Expense</b>						
SALARIES & WAGES		859,661	895,952	922,365	949,580	977,542	1,006,438
SALARIES & WAGES			1,449	1,500	1,552	1,599	1,647
ADMINISTRATION CHARGES		62,450	67,274	69,185	71,162	73,218	75,252
OPERATIONS - FACILITIES RENTALS		6,181	7,000	7,500	8,000	8,500	9,000
CONTRACTS		20,000	-	-	-	-	-
EDUCATION & TRAINING		12,363	10,000	10,100	10,200	10,300	10,400
DEPRECIATION		15,453	15,685	15,920	16,238	16,563	17,000
EQUIPMENT		21,452	15,000	15,500	16,000	16,500	17,000
INSURANCE - LIABILITY		46,008	46,698	47,398	48,346	49,313	50,000
LEGAL FEES		30,907	31,000	32,000	33,000	33,500	34,000
SUPPLIES		5,151	5,250	5,300	5,350	5,400	5,450
ADVERTISING		2,060	2,000	2,010	2,020	2,030	2,040
TRAVEL/LEASING		36,058	37,000	37,500	38,000	39,500	40,000
UTILITIES - TELEPHONE		11,332	11,500	12,000	12,500	13,000	13,500
TRANSFER TO OPERATIONAL RESERVE		314,188	5,000	5,000	5,000	5,000	5,000
OTHER EXPENSES		5,151	5,000	5,000	5,000	5,000	5,000
<b>Total Expenses</b>		<b>\$ 1,448,415</b>	<b>\$ 1,155,808</b>	<b>\$ 1,188,278</b>	<b>\$ 1,221,948</b>	<b>\$ 1,256,965</b>	<b>\$ 1,291,727</b>



**Regional District of Okanagan-Similkameen  
2024-2028 Operational Financial Plan  
DEVELOPMENT INFRASTRUCTURE - 4200**

LGA Part 26 - No Tax Limit

		2023 Budget	2024 Budget	2025 Budget	2026 Budget	2027 Budget	2028 Budget
<b>No Tax Limit</b>		<b>No Tax Limit</b>	<b>No Tax Limit</b>	<b>No Tax Limit</b>	<b>No Tax Limit</b>	<b>No Tax Limit</b>	<b>No Tax Limit</b>
	<b>Revenue</b>	<b>-65.19%</b>	<b>123.76%</b>	<b>15.68%</b>	<b>3.38%</b>	<b>3.38%</b>	<b>2.58%</b>
TAX REQUISITION		48,224	107,905	124,828	129,053	133,413	136,858
SUBDIVISION SERVICING FEES		12,000	12,000	12,240	12,485	12,735	12,990
SUBDIVISION SERVICING FEES		10,000	12,500	12,750	13,005	13,265	13,530
DEVELOPER FUNDED WATER MODEL		6,000	9,000	9,315	9,641	9,978	10,327
ENGINEERING REVIEW FEES		15,000	25,000	25,875	26,781	27,718	28,688
RECOVERIES FROM PLANNING REFERRALS		20,000	20,000	20,000	20,000	20,000	20,000
TRANSFER FROM OPERATING RESERVE		10,000	23,000	23,690	24,401	25,133	25,887
<b>Total Revenue</b>		<b>\$ 121,224</b>	<b>\$ 209,405</b>	<b>\$ 228,698</b>	<b>\$ 235,366</b>	<b>\$ 242,242</b>	<b>\$ 248,280</b>
	<b>Expense</b>						
SALARIES & WAGES		89,813	102,904	106,375	109,967	113,680	117,518
NEW FTE AS AUTHORIZED BY THE BOARD SALARIES & WAGES		-	55,773	70,031	72,133	74,297	76,526
<b>ADMINISTRATION CHARGES</b>		<b>5,249</b>	<b>9,328</b>	<b>10,254</b>	<b>10,574</b>	<b>10,903</b>	<b>11,193</b>
CONSULTANTS		6,000	6,000	6,180	6,365	6,556	6,753
EDUCATION & TRAINING		500	750	765	780	796	812
DEVELOPER FUNDED INFRASTRUCTURE		10,000	12,500	12,750	13,005	13,265	13,530
INSURANCE - LIABILITY		912	930	949	968	987	-
LEGAL FEES		2,500	5,000	5,150	5,305	5,464	5,628
SUPPLIES		250	200	204	208	212	216
TRAVEL/LEASING		1,000	1,020	1,040	1,061	1,082	1,104
TRANSFER TO OPERATING RESERVE		5,000	15,000	15,000	15,000	15,000	15,000
<b>Total Expenses</b>		<b>\$ 121,224</b>	<b>\$ 209,405</b>	<b>\$ 228,698</b>	<b>\$ 235,366</b>	<b>\$ 242,242</b>	<b>\$ 248,280</b>





**Regional District of Okanagan-Similkameen  
2024-2028 Operational Financial Plan  
ILLEGAL DUMPING - 4250**

**BI 2184 - Maximum Levy**

		2023 Budget	2024 Budget	2025 Budget	2026 Budget	2027 Budget	2028 Budget
\$		<b>25,000</b>					
	<b>Revenue</b>	<b>REVIEW REQUIRED</b>	<b>REVIEW REQUIRED</b>	<b>REVIEW REQUIRED</b>	<b>REVIEW REQUIRED</b>	<b>REVIEW REQUIRED</b>	<b>REVIEW REQUIRED</b>
		0.92%	12.61%	2.40%	2.43%	2.44%	2.47%
TAX REQUISITION		35,882	40,407	41,378	42,384	43,417	44,491
PRIOR YEARS SURPLUS		4,325	-	-	-	-	-
<b>Total Revenue</b>		<b>\$ 40,207</b>	<b>\$ 40,407</b>	<b>\$ 41,378</b>	<b>\$ 42,384</b>	<b>\$ 43,417</b>	<b>\$ 44,491</b>
	<b>Expense</b>						
SALARIES & WAGES		16,456	19,300	19,886	20,493	21,115	21,762
SALARIES & WAGES			186	192	199	205	211
ADMINISTRATION CHARGES		932	1,108	1,143	1,180	1,217	1,256
CONTRACT SERVICES		3,000	3,000	3,105	3,214	3,326	3,443
CONTRACT SERVICES - TIPPING FEES		5,500	5,500	5,693	5,892	6,098	6,312
INSURANCE - LIABILITY		152	152	157	163	169	174
ADVERTISING - PUBLIC EDUCATION		761	761	788	815	844	874
TRAVEL/LEASING		406	400	414	428	443	459
TRANSFER TO OPERATING RESERVE		13,000	10,000	10,000	10,000	10,000	10,000
<b>Total Expenses</b>		<b>\$ 40,207</b>	<b>\$ 40,407</b>	<b>\$ 41,378</b>	<b>\$ 42,384</b>	<b>\$ 43,417</b>	<b>\$ 44,491</b>



**Regional District of Okanagan-Similkameen  
2024-2028 Operational Financial Plan  
SOLID WASTE MANAGEMENT - 4300**

1899.02, 2012 - Assessment

	2023 Budget	2024 Budget	2025 Budget	2026 Budget	2027 Budget	2028 Budget
<b>\$</b>	<b>367,237</b>					
<b>Revenue</b>	<b>Compliant</b>	<b>Compliant</b>	<b>Compliant</b>	<b>Compliant</b>	<b>Compliant</b>	<b>Compliant</b>
	11.36%	-37.59%	8.68%	2.57%	2.56%	2.59%
TAX REQUISITION	280,633	175,156	190,364	195,252	200,259	205,453
TRANSFER FROM OPERATING RESERVE	7,086	245,000	-	-	-	-
PRIOR YEARS SURPLUS	250,000	245,000	-	-	-	-
<b>Total Revenue</b>	<b>\$ 537,719</b>	<b>\$ 665,156</b>	<b>\$ 190,364</b>	<b>\$ 195,252</b>	<b>\$ 200,259</b>	<b>\$ 205,453</b>
<b>Expense</b>						
SALARIES & WAGES	120,620	107,922	111,216	114,645	118,143	121,776
NEW FTE AS AUTHORIZED BY THE BOARD SALARIES & WAGES	27,008	182	188	195	201	207
ADMINISTRATION CHARGES	9,393	8,404	9,134	9,369	9,609	9,858
CONSULTANTS CF	250,000	245,000				
CONSULTANTS			30,000	30,000	30,000	30,000
CONTRACTOR - WEBSITE EXCHANGE SITE	8,120	8,120	8,404	8,698	9,003	9,318
MEMBERSHIP & DUES	3,986	4,555	4,714	4,879	5,050	5,227
FOOD COMPOSTING EDUCATION	25,000	25,000	5,000	5,000	5,000	5,000
INSURANCE - LIABILITY	773	773	800	828	857	887
LEGAL FEES	100	100	104	107	111	115
SUPPLIES	2,000	2,000	2,070	2,142	2,217	2,295
BEAR SMART EXPENSES	9,500	16,600	17,181	17,782	18,405	19,049
BEAR SMART EXPENSES	7,086	-	-	-	-	-
BEAR SMART EXPENSES	1,500	1,500	1,553	1,607	1,663	1,721
TRANSFER TO OPERATING RESERVE	72,633	245,000	-	-	-	-
<b>Total Expenses</b>	<b>\$ 537,719</b>	<b>\$ 665,156</b>	<b>\$ 190,364</b>	<b>\$ 195,252</b>	<b>\$ 200,259</b>	<b>\$ 205,453</b>



**Regional District of Okanagan-Similkameen  
2024-2028 Operational Financial Plan  
ELECTORAL AREA PLANNING - 5000**

**LGA Part 26 - No Tax Limit**

		2023 Budget	2024 Budget	2025 Budget	2026 Budget	2027 Budget	2028 Budget
<b>No Tax Limit</b>							
	<b>Revenue</b>	<b>No Tax Limit</b>	<b>No Tax Limit</b>	<b>No Tax Limit</b>	<b>No Tax Limit</b>	<b>No Tax Limit</b>	<b>No Tax Limit</b>
		15.67%	10.67%	4.73%	2.64%	2.59%	8.36%
TAX REQUISITION		1,322,564	1,463,656	1,532,911	1,573,343	1,614,055	1,748,959
DEVELOPMENT APPLICATION FEES		100,000	105,000	110,000	115,000	120,000	120,000
TRANSFER FROM OPERATING RESERVE		30,000	70,000	-	-	-	-
PRIOR YEARS SURPLUS		-	70,000	-	-	-	-
<b>Total Revenue</b>		<b>\$ 1,452,564</b>	<b>\$ 1,708,656</b>	<b>\$ 1,642,911</b>	<b>\$ 1,688,343</b>	<b>\$ 1,734,055</b>	<b>\$ 1,868,959</b>
	<b>Expense</b>						
SALARIES & WAGES		836,962	909,960	937,416	965,695	994,852	1,024,939
NEW FTE AS AUTHORIZED BY THE BOARD SALARIES & WAGES		23,529	68,018	98,319	100,372	102,436	104,544
BOARD OF VARIANCE		769	788	808	828	900	-
APC EXPENSES		1,538	1,576	1,615	1,655	2,000	2,000
<b>ADMINISTRATION CHARGES</b>		<b>76,680</b>	<b>89,393</b>	<b>93,704</b>	<b>96,305</b>	<b>98,978</b>	<b>106,914</b>
BYLAW ENFORCEMENT ALLOCATION		166,254	182,273	188,653	195,256	202,089	209,163
CONSULTANTS		100,000	100,000	100,000	100,000	100,000	100,000
<b>CONSULTANTS CF</b>		<b>-</b>	<b>70,000</b>	<b>-</b>	<b>-</b>	<b>-</b>	<b>-</b>
PLANNING REFERRALS TO SUBDIVISION SERVICING		20,000	20,000	20,000	20,000	20,000	20,000
CONTRACT SERVICES		35,000	-	-	-	-	-
EDUCATION & TRAINING		10,250	15,000	16,000	17,000	18,000	19,000
ENVIRONMENTAL PROJECTS		10,000	10,000	10,000	10,000	10,000	10,000
EQUIPMENT		18,040	18,491	18,953	19,427	20,000	21,000
INSURANCE - LIABILITY		8,482	8,694	8,911	9,134	9,200	93,000
LEGAL FEES		41,000	42,025	43,076	44,153	45,000	46,000
LEGAL FEES - COVENANT REGISTRATIONS		7,000	7,100	7,200	7,300	7,400	7,500
SUPPLIES		9,000	9,100	9,200	9,300	9,400	9,500
ADVERTISING		20,000	15,500	16,500	17,500	18,500	19,000
TRAVEL/LEASING		4,100	4,203	4,308	4,416	4,500	4,500
UTILITIES - TELEPHONE		1,000	2,000	2,100	2,200	2,300	2,300
TRANSFER TO OPERATING RESERVE		58,860	130,332	61,840	63,386	64,000	65,000
CONTINGENCY		4,100	4,203	4,308	4,416	4,500	4,600
<b>Total Expenses</b>		<b>\$ 1,452,564</b>	<b>\$ 1,708,656</b>	<b>\$ 1,642,911</b>	<b>\$ 1,688,343</b>	<b>\$ 1,734,055</b>	<b>\$ 1,868,959</b>



**Regional District of Okanagan-Similkameen**  
**2024-2028 Operational Financial Plan**  
**NUISANCE CONTROL (Regional Service) - 5550**

BL 2198.01, 2008 - Maximum Tax Limit

		2023 Budget	2024 Budget	2025 Budget	2026 Budget	2027 Budget	2028 Budget
\$		31,250					
	<b>Revenue</b>	<b>Compliant</b>	<b>Compliant</b>	<b>Compliant</b>	<b>Compliant</b>	<b>Compliant</b>	<b>Compliant</b>
		-8.13%	9.28%	0.00%	0.00%	0.00%	0.00%
	TAX REQUISITION	23,742	25,945	25,945	25,945	25,945	25,945
	TRANSFER FROM OPERATING RESERVE	2,143	-	-	-	-	-
	PRIOR YEARS SURPLUS	2	-	-	-	-	-
	<b>Total Revenue</b>	\$ 25,887	\$ 25,945	\$ 25,945	\$ 25,945	\$ 25,945	\$ 25,945
	<b>Expense</b>						
	ADMINISTRATION CHARGES	887	945	945	945	945	945
	OP - SW - STARLING CONTROL	25,000	25,000	25,000	25,000	25,000	25,000
	<b>Total Expenses</b>	\$ 25,887	\$ 25,945	\$ 25,945	\$ 25,945	\$ 25,945	\$ 25,945



**Regional District of Okanagan-Similkameen  
2024-2028 Operational Financial Plan  
MOSQUITO CONTROL - 5700**

	2023 Budget	2024 Budget	2025 Budget	2026 Budget	2027 Budget	2028 Budget
<b>Revenue</b>	<b>5.16%</b>	<b>9.66%</b>	<b>4.09%</b>	<b>3.98%</b>	<b>3.53%</b>	<b>3.50%</b>
TAX REQUISITION	170,325	186,776	194,420	202,166	209,310	216,642
TRANSFER FROM RESERVE	10,000	50	50	50	50	50
TRANSFER FROM OPERATING RESERVE		8,000	6,000	5,000	4,000	3,000
MISCELLANEOUS REVENUE	18,000	28,000	28,560	29,131	29,714	30,308
<b>Total Revenue</b>	<b>\$ 198,325</b>	<b>\$ 222,826</b>	<b>\$ 229,030</b>	<b>\$ 236,347</b>	<b>\$ 243,074</b>	<b>\$ 250,000</b>
<b>Expense</b>						
SALARIES & WAGES	95,691	99,885	102,881	105,983	109,148	112,421
SALARIES & WAGES		5,251	5,409	5,572	5,739	5,911
<b>ADMINISTRATION CHARGES</b>	<b>6,571</b>	<b>7,856</b>	<b>8,052</b>	<b>8,255</b>	<b>8,462</b>	<b>8,712</b>
HELICOPTER SPRAYING	35,000	40,000	40,800	41,616	42,448	43,297
OP - W&S - PERMIT FEES	1,035	1,056	1,077	1,099	1,121	1,143
OPERATIONS - HEALTH & SAFETY	518	528	539	550	561	572
CONSULTANTS	500	1,200	1,224	1,248	1,273	1,298
EDUCATION & TRAINING	1,056	1,077	1,099	1,121	1,143	1,166
DEPRECIATION	4,000	4,000	4,000	4,000	4,000	4,000
EQUIPMENT	1,200	1,224	1,248	1,273	1,298	1,324
INSURANCE - LIABILITY	853	870	887	905	923	941
INSURANCE - VEHICLE	2,187	2,231	2,276	2,322	2,368	2,415
SUPPLIES	33,000	40,000	40,800	41,616	42,448	43,297
ADVERTISING	500	510	520	530	541	1,552
TRAVEL/LEASING	13,000	13,260	13,525	13,796	14,072	14,353
UTILITIES - TELEPHONE	714	728	743	758	773	788
TRANSFER TO VEHICLE REPLACEMENT RESERVE		1,000	2,000	3,000	4,000	4,000
TRANSFER TO INTEREST RESERVE		50	50	50	50	50
TRANSFER TO OPERATING RESERVE	2,500	2,100	1,900	2,653	2,706	2,760
<b>Total Expenses</b>	<b>\$ 198,325</b>	<b>\$ 222,826</b>	<b>\$ 229,030</b>	<b>\$ 236,347</b>	<b>\$ 243,074</b>	<b>\$ 250,000</b>



**Regional District of Okanagan-Similkameen  
2024-2028 Operational Financial Plan  
REGIONAL TRAILS - 7720**

RG735 G716, RG734 535, RG73 B16 BL1470.02, - Assessment

	2023 Budget	2024 Budget	2025 Budget	2026 Budget	2027 Budget	2028 Budget
<b>\$</b>	<b>597,301</b>					
	<b>Compliant</b>	<b>Compliant</b>	<b>Compliant</b>	<b>Compliant</b>	<b>Compliant</b>	<b>Compliant</b>
<b>Revenue</b>	<b>9.09%</b>	<b>-5.78%</b>	<b>3.53%</b>	<b>3.17%</b>	<b>3.16%</b>	<b>3.17%</b>
TAX REQUISITION	433,325	408,289	422,708	436,097	449,867	464,107
PARKS REALLOCATION	44,000	45,540	46,997	48,501	50,053	51,655
KVR Trail Mgmt. - PROVINCIAL CONTRIBUTION	5,000	5,175	5,341	5,512	5,688	5,870
TRANSFER FROM CAPITAL RESERVE KVR TRAIL CONST. CHUTE LK TO LITTLE TUNNEL	8,000	8,280	8,545	8,818	9,100	9,391
PRIOR YEARS SURPLUS	5,630	-	-	-	-	-
<b>Total Revenue</b>	<b>\$ 495,955</b>	<b>\$ 467,284</b>	<b>\$ 483,591</b>	<b>\$ 498,928</b>	<b>\$ 514,708</b>	<b>\$ 531,023</b>
<b>Expense</b>						
SALARIES & WAGES	179,298	199,328	205,535	211,934	218,515	225,333
NEW FTE AS AUTHORIZED BY THE BOARD SALARIES & WAGES	8,089	(38,642)	(37,188)	(38,395)	(39,661)	(40,967)
ADMINISTRATION CHARGES	19,273	19,241	19,921	20,552	21,201	21,872
TRAIL MAINTENANCE	20,000	20,400	21,053	21,727	22,422	23,140
ACQUISITION & MANAGEMENT	14,151	15,384	15,877	16,385	16,909	17,451
CONTRACT SERVICES - TRAIL MAINTENANCE	56,375	55,000	56,760	58,576	60,450	62,384
CONTRACT SERVICES	35,378	32,778	32,597	33,702	34,844	36,022
EDUCATION & TRAINING	4,121	4,265	4,401	4,542	4,687	4,837
AMORTIZATION EXPENSE	18,544	19,193	19,807	20,441	21,095	21,770
VEHICLE & EQUIPMENT	16,000	16,560	17,090	17,637	18,201	18,783
PARK/FACILITY IMPROVEMENTS	9,272	9,597	9,904	10,221	10,548	10,886
INSURANCE - PROPERTY	371	378	390	402	415	428
INSURANCE - LIABILITY	1,834	1,898	1,959	2,022	2,087	2,154
INSURANCE - VEHICLE	12,363	12,796	13,205	13,628	14,064	14,514
SUPPLIES - FACILITY	9,787	10,129	10,453	10,788	11,133	11,489
ADVERTISING	2,576	2,666	2,751	2,839	2,930	3,024
TRAVEL AND LEASE	13,393	13,862	14,306	14,764	15,236	15,724
MFA LEASING	24,500	25,358	26,170	27,008	27,872	28,763
TRANSFER TO CAPITAL RESERVE	45,000	46,575	48,065	49,603	51,190	52,828
TRANSFER TO OPERATING RESERVE	5,630	518	535	552	570	588
<b>Total Expenses</b>	<b>\$ 495,955</b>	<b>\$ 467,284</b>	<b>\$ 483,591</b>	<b>\$ 498,928</b>	<b>\$ 514,708</b>	<b>\$ 531,023</b>



**Regional District of Okanagan-Similkameen  
2024-2028 Operational Financial Plan  
TRANSIT - REGIONAL - 8200**

BL 2809 - Assessment

		2023 Budget	2024 Budget	2025 Budget	2026 Budget	2027 Budget	2028 Budget
\$		359,116					
	<b>Revenue</b>	<b>Compliant</b>	<b>Compliant</b>	<b>Compliant</b>	<b>Compliant</b>	<b>Compliant</b>	<b>Compliant</b>
		9.44%	1.50%	3.27%	3.27%	3.27%	3.27%
	TAX REQUISITION	238,993	242,580	250,504	258,689	267,140	275,866
	TRANSIT FARES	60,425	65,474	67,569	69,731	71,962	74,265
	PROVINCIAL GRANT SAFE START	13,032	13,032	13,449	13,879	14,323	14,781
	MISCELLANEOUS REVENUE	18,801	19,337	19,956	20,595	21,254	21,934
	PRIOR YEARS SURPLUS	28,995	-	-	-	-	-
	<b>Total Revenue</b>	<b>\$ 360,246</b>	<b>\$ 340,423</b>	<b>\$ 351,478</b>	<b>\$ 362,894</b>	<b>\$ 374,679</b>	<b>\$ 386,846</b>
	<b>Expense</b>						
	SALARIES & WAGES	38,878	50,920	52,673	54,487	56,361	58,300
	NEW FTE AS AUTHORIZED BY THE BOARD SALARIES & WAGES	673	(16,422)	(16,914)	(17,422)	(17,945)	(18,483)
	ADMINISTRATION CHARGES	11,348	12,369	12,770	13,185	13,613	14,055
	MAINTAINENCE	1,550	1,600	1,651	1,704	1,759	1,815
	OPERATIONS	277,252	289,511	298,775	308,336	318,203	328,385
	TRANSFER TO OPERATING RESERVE	28,995	845	872	900	929	959
	OTHER EXPENSES - MARKETING	1,550	1,600	1,651	1,704	1,759	1,815
	<b>Total Expenses</b>	<b>\$ 360,246</b>	<b>\$ 340,423</b>	<b>\$ 351,478</b>	<b>\$ 362,894</b>	<b>\$ 374,679</b>	<b>\$ 386,846</b>



**Regional District of Okanagan-Similkameen**  
**2024-2028 Operational Financial Plan**  
**REGIONAL ECONOMIC DEVELOPMENT (OK FILM) - 9390**

BL 2743 - Assessment

		2023 Budget	2024 Budget	2025 Budget	2026 Budget	2027 Budget	2028 Budget
\$		42,249					
	<b>Revenue</b>	<b>Compliant</b>	<b>Compliant</b>	<b>Compliant</b>	<b>Compliant</b>	<b>Compliant</b>	<b>Compliant</b>
		0.17%	10.63%	0.00%	0.00%	-9.40%	10.38%
TAX REQUISITION		36,242	40,093	40,093	40,093	36,323	40,093
<b>Total Revenue</b>		\$ 36,242	\$ 40,093	\$ 40,093	\$ 40,093	\$ 36,323	\$ 40,093
	<b>Expense</b>						
ADMINISTRATION CHARGE		1,242	1,460	1,460	1,460	1,323	1,460
GRANT OK FILM COMM		35,000	38,633	38,633	38,633	35,000	38,633
<b>Total Expenses</b>		\$ 36,242	\$ 40,093	\$ 40,093	\$ 40,093	\$ 36,323	\$ 40,093





**Regional District of Okanagan-Similkameen  
2024-2028 Operational Financial Plan  
ELECTORAL AREA "H" - RURAL PROJECTS - 0390**

SLP, 1966 - No Tax Limit

		2023 Budget	2024 Budget	2025 Budget	2026 Budget	2027 Budget	2028 Budget
<b>No Tax Limit</b>		<b>No Tax Limit</b>	<b>No Tax Limit</b>	<b>No Tax Limit</b>	<b>No Tax Limit</b>	<b>No Tax Limit</b>	<b>No Tax Limit</b>
	<b>Revenue</b>	<b>-11.47%</b>	<b>-12.21%</b>	<b>4.16%</b>	<b>12.43%</b>	<b>2.53%</b>	<b>1.80%</b>
	TAX REQUISITION	53,835	47,262	49,229	55,351	56,752	57,775
	TRANSFER FROM OPERATING RESERVE	4,900	4,900	4,900	-	-	-
	MISCELLENOUS REVENUE	2,000	2,000	2,000	2,000	2,040	2,060
	PRIOR YEARS SURPLUS	41,000	-	-	-	-	-
	<b>Total Revenue</b>	<b>\$ 101,735</b>	<b>\$ 54,162</b>	<b>\$ 56,129</b>	<b>\$ 57,351</b>	<b>\$ 58,792</b>	<b>\$ 59,835</b>
	<b>Expense</b>						
	SALARIES & WAGES	30,860	25,444	26,227	27,038	27,871	28,733
	NEW FTE AS AUTHORIZED BY THE BOARD SALARIES & WAGES	-	(1,467)	(775)	(799)	(823)	(847)
	<b>ADMINISTRATION CHARGES</b>	<b>2,081</b>	<b>1,973</b>	<b>2,044</b>	<b>2,089</b>	<b>2,141</b>	<b>2,179</b>
	INSURANCE - LIABILITY	241	245	248	250	255	270
	MISCELLENOUS SUPPLIES	118	120	121	123	125	130
	ADVERTISING - PUBLIC EDUCATION	525	533	541	550	561	570
	TRAVEL - UBCM & OMMA CONVENTION	6,305	6,400	6,496	6,600	6,732	6,800
	TRANSFER TO OPERATING RESERVE	41,000	-	-	-	-	-
	CONTINGENCY	20,605	20,914	21,227	21,500	21,930	22,000
	<b>Total Expenses</b>	<b>\$ 101,735</b>	<b>\$ 54,162</b>	<b>\$ 56,129</b>	<b>\$ 57,351</b>	<b>\$ 58,792</b>	<b>\$ 59,835</b>



**Regional District of Okanagan-Similkameen  
2024-2028 Operational Financial Plan  
FIRE PROTECTION - H1 - 1300**

A717 BL 1891,1998 - Assessment

		2023 Budget	2024 Budget	2025 Budget	2026 Budget	2027 Budget	2028 Budget
\$		218,759					
	<b>Revenue</b>	<b>Compliant</b>	<b>Compliant</b>	<b>Compliant</b>	<b>Compliant</b>	<b>Compliant</b>	<b>Compliant</b>
		2.14%	0.69%	0.52%	0.52%	1.54%	3.50%
TAX REQUISITION		98,554	99,236	99,750	100,264	101,807	105,370
<b>Total Revenue</b>		<b>\$ 98,554</b>	<b>\$ 99,236</b>	<b>\$ 99,750</b>	<b>\$ 100,264</b>	<b>\$ 101,807</b>	<b>\$ 105,370</b>
	<b>Expense</b>						
ADMINISTRATION CHARGES		2,554	2,736	2,750	2,764	2,807	2,905
CONTRACTS - PRINCETON		96,000	96,500	97,000	97,500	99,000	102,465
<b>Total Expenses</b>		<b>\$ 98,554</b>	<b>\$ 99,236</b>	<b>\$ 99,750</b>	<b>\$ 100,264</b>	<b>\$ 101,807</b>	<b>\$ 105,370</b>



**Regional District of Okanagan-Similkameen  
2024-2028 Operational Financial Plan  
FIRE PROTECTION - COALMONT / TULAMEEN - 1400**

C717 BL 1574.01,2017 - Assessment

	2023 Budget	2024 Budget	2025 Budget	2026 Budget	2027 Budget	2028 Budget
<b>\$</b>	<b>323,391</b>					
	<b>Compliant</b>	<b>Compliant</b>	<b>Compliant</b>	<b>REVIEW SOON</b>	<b>REVIEW REQUIRED</b>	<b>Compliant</b>
	<b>7.12%</b>	<b>13.09%</b>	<b>3.04%</b>	<b>3.04%</b>	<b>2.94%</b>	<b>-5.37%</b>
<b>Revenue</b>						
TAX REQUISITION	262,610	296,975	306,015	315,331	324,596	307,156
PRIOR YEARS SURPLUS	20,000	20,000	20,000	20,000	20,000	20,400
<b>Total Revenue</b>	<b>\$ 282,610</b>	<b>\$ 316,975</b>	<b>\$ 326,015</b>	<b>\$ 335,331</b>	<b>\$ 344,596</b>	<b>\$ 327,556</b>
<b>Expense</b>						
SALARIES & WAGES	1,155	872	902	934	966	1,001
NEW FTE AS AUTHORIZED BY THE BOARD SALARIES & WAGES	-	-	-	-	-	-
HONORARIUMS - FIREFIGHTERS	100,000	103,000	106,090	109,273	112,551	114,802
BENEFITS-FIREFIGHTERS	9,455	29,739	30,781	31,860	32,977	10,855
<b>ADMINISTRATION CHARGES</b>	<b>9,080</b>	<b>11,206</b>	<b>11,548</b>	<b>11,900</b>	<b>12,262</b>	<b>11,361</b>
BUILDING MAINTENANCE	2,212	2,278	2,347	2,417	2,490	2,540
VEHICLE MTNCE - VEHICLE #1	3,911	4,028	4,149	4,274	4,402	4,490
VEHICLE MTNCE - VEHICLE #2	2,251	2,319	2,388	2,460	2,534	2,585
VEHICLE MTNCE - VEHICLE #3	589	607	625	644	663	676
VEHICLE MTNCE - VEHICLE #4	2,101	2,164	2,229	2,296	2,365	2,412
VEHICLE EXPENSES - GAS/OIL	7,000	7,210	7,426	7,649	7,879	8,037
VEHICLE MTNCE - ENGINE #3		2,500	2,575	2,652	2,732	2,814
EQUPT MTNCE -FF- RADIO & PAGE	2,101	2,164	2,229	2,296	2,365	2,412
EQPT MTNCE - FF - SCBA	2,987	3,077	3,169	3,264	3,362	3,429
PROTECTION EXPENSE	3,152	3,247	3,344	3,444	3,548	3,619
OP - FD - LICENSES & PERMITS	1,125	1,159	1,194	1,229	1,266	1,291
TRAINING	20,600	21,218	21,855	22,510	23,185	23,649
INSURANCE - PROPERTY	2,018	4,441	4,530	4,620	4,713	4,807
INSURANCE - LIABILITY	324	400	408	416	424	433
INSURANCE - FIREFIGHTERS ACCIDENT	3,039	3,130	3,224	3,321	3,420	3,488
INSURANCE - VEHICLE	5,684	5,855	6,030	6,211	6,397	6,525
LEGAL FEES	1,051	1,083	1,115	1,148	1,183	1,207
SUPPLIES -OFFICE	618	637	656	675	696	710
SUPPLIES - MEALS	1,442	1,485	1,530	1,576	1,606	1,638
SUPPLIES - F/F - FIRST RESPONDERS	2,060	2,122	2,185	2,251	2,319	2,365
SUPPLIES - HALL	1,125	1,159	1,194	1,229	1,266	1,291
TRAVEL	2,251	2,319	2,388	2,460	2,534	2,585
UTILITIES	1,133	1,167	1,202	1,238	1,275	1,301
UTILITIES - POWER	9,270	9,548	9,835	10,130	10,433	10,642
UTILITIES - TELEPHONE	3,321	3,421	3,523	3,629	3,738	3,813
DEBT INTEREST (Bylaw 2780/2704)	7,245	7,245	7,245	7,245	7,245	7,245
DEBT PRINCIPAL (Bylaw 2780/2704)	12,366	12,367	12,367	12,367	12,367	12,367
TRANSFER TO RESERVE	56,944	58,658	60,427	62,249	63,805	65,425
TRANSFER TO OPERATING RESERVE	5,000	5,150	5,305	5,464	5,628	5,741
<b>Total Expenses</b>	<b>\$ 282,610</b>	<b>\$ 316,975</b>	<b>\$ 326,015</b>	<b>\$ 335,331</b>	<b>\$ 344,596</b>	<b>\$ 327,556</b>



**Regional District of Okanagan-Similkameen  
2024-2028 Operational Financial Plan  
UNSIGHTLY/UNTIDY PREMISES - AREA "H" - 2650**

2636, 2013 - No Tax limit

		2023 Budget	2024 Budget	2025 Budget	2026 Budget	2027 Budget	2028 Budget
<b>No Tax Limit</b>		<b>No Tax Limit</b>	<b>No Tax Limit</b>	<b>No Tax Limit</b>	<b>No Tax Limit</b>	<b>No Tax Limit</b>	<b>No Tax Limit</b>
	<b>Revenue</b>	-17.05%	-21.35%	3.39%	3.39%	3.39%	3.40%
TAX REQUISITION		40,189	31,609	32,679	33,786	34,933	36,119
<b>Total Revenue</b>		<b>\$ 40,189</b>	<b>\$ 31,609</b>	<b>\$ 32,679</b>	<b>\$ 33,786</b>	<b>\$ 34,933</b>	<b>\$ 36,119</b>
	<b>Expense</b>						
ADMINISTRATION CHARGE		1,377	1,151	1,190	1,231	1,272	1,316
BYLAW ENFORCEMENT		26,450	29,458	30,489	31,556	32,660	33,803
CONTRACT SERVICES		2,060	1,000	1,000	1,000	1,000	1,000
LEGAL FEES		10,302	-	-	-	-	-
<b>Total Expenses</b>		<b>\$ 40,189</b>	<b>\$ 31,609</b>	<b>\$ 32,679</b>	<b>\$ 33,786</b>	<b>\$ 34,933</b>	<b>\$ 36,119</b>



**Regional District of Okanagan-Similkameen  
2024-2028 Operational Financial Plan  
REFUSE DISPOSAL - AREA "H" - 3100**

RG 735, H717, 1905.02, 2007 - Assessment

		2023 Budget	2024 Budget	2025 Budget	2026 Budget	2027 Budget	2028 Budget
\$		<b>1,219,853</b>					
	<b>Revenue</b>	<b>Compliant</b>	<b>Compliant</b>	<b>Compliant</b>	<b>Compliant</b>	<b>Compliant</b>	<b>Compliant</b>
		0.24%	0.33%	0.01%	0.01%	0.02%	0.02%
TAX REQUISITION		205,142	205,815	205,845	205,875	205,907	205,939
PRIOR YEARS SURPLUS		1,840	-	-	-	-	-
<b>Total Revenue</b>		<b>\$ 206,982</b>	<b>\$ 205,815</b>	<b>\$ 205,845</b>	<b>\$ 205,875</b>	<b>\$ 205,907</b>	<b>\$ 205,939</b>
	<b>Expense</b>						
SALARIES & WAGES		878	940	968	997	1,027	1,058
ADMINISTRATION CHARGES		9,264	9,875	9,877	9,878	9,880	9,881
CONTRACTS - PRINCETON		195,000	195,000	195,000	195,000	195,000	195,000
TRANSFER TO OPERATING RESERVE		1,840	-	-	-	-	-
<b>Total Expenses</b>		<b>\$ 206,982</b>	<b>\$ 205,815</b>	<b>\$ 205,845</b>	<b>\$ 205,875</b>	<b>\$ 205,907</b>	<b>\$ 205,939</b>



**Regional District of Okanagan-Similkameen  
2024-2028 Operational Financial Plan  
SHINISH CREEK DIVERSION - 4000**

BL 1382, 1993 Maximum Levy

		2023 Budget	2024 Budget	2025 Budget	2026 Budget	2027 Budget	2028 Budget
\$	10,000						
		REVIEW REQUIRED	REVIEW SOON	REVIEW REQUIRED	REVIEW REQUIRED	REVIEW REQUIRED	REVIEW REQUIRED
<b>Revenue</b>		1.37%	-4.46%	7.68%	2.27%	2.26%	2.29%
PARCEL TAX		10,449	9,983	10,750	10,994	11,243	11,500
TRANSFER FROM RESERVE		100	102	104	106	108	110
TRANSFER FROM OPERATING RESERVE		25,000	5,627	102	104	106	108
PRIOR YEARS SURPLUS		2,000	1,000	-	-	-	-
<b>Total Revenue</b>	\$	37,549	\$ 16,712	\$ 10,956	\$ 11,204	\$ 11,457	\$ 11,718
<b>Expense</b>							
SALARIES & WAGES		761	3,077	3,167	3,258	3,352	3,450
ADMINISTRATION CHARGES		740	146	150	154	158	162
SYSTEM MTNCE - WATER - DIVERSION		2,000	2,040	2,081	2,123	2,165	2,208
SPECIAL PROJECTS CF		25,000	5,000	-	-	-	-
INSURANCE - LIABILITY		48	49	50	51	52	53
TRANSFER TO OPERATING RESERVE		9,000	6,400	5,508	5,618	5,730	5,845
<b>Total Expenses</b>	\$	37,549	\$ 16,712	\$ 10,956	\$ 11,204	\$ 11,457	\$ 11,718



**Regional District of Okanagan-Similkameen  
2024-2028 Operational Financial Plan  
ARENA - PRINCETON / AREA "H" - 7000**

RG731, Z714, BI 2666,2014

		2023 Budget	2024 Budget	2025 Budget	2026 Budget	2027 Budget	2028 Budget
\$		314,236					
		<b>Compliant</b>	<b>Compliant</b>	<b>REVIEW SOON</b>	<b>REVIEW SOON</b>	<b>REVIEW SOON</b>	<b>REVIEW REQUIRED</b>
	<b>Revenue</b>	<b>1.95%</b>	<b>1.45%</b>	<b>1.50%</b>	<b>2.00%</b>	<b>2.00%</b>	<b>1.50%</b>
TAX REQUISITION		\$ 290,209	\$ 294,418	\$ 298,833	\$ 304,810	\$ 310,906	\$ 315,570
PRIOR YEARS SURPLUS		(794)	-	-	-	-	-
<b>Total Revenue</b>		<b>\$ 289,415</b>	<b>\$ 294,418</b>	<b>\$ 298,833</b>	<b>\$ 304,810</b>	<b>\$ 310,906</b>	<b>\$ 315,570</b>
	<b>Expense</b>						
ADMINISTRATION CHARGES		9,914	10,724	10,884	11,102	11,324	11,494
CONTRACT SERVICES		279,501	283,694	287,949	293,708	299,582	304,076
<b>Total Expenses</b>		<b>\$ 289,415</b>	<b>\$ 294,418</b>	<b>\$ 298,833</b>	<b>\$ 304,810</b>	<b>\$ 310,906</b>	<b>\$ 315,570</b>



**Regional District of Okanagan-Similkameen  
2024-2028 Operational Financial Plan  
RECREATION COMMISSION - TULAMEEN - 7490**

F714, F715 FI 2524 & 2684 - Assessment

	2023 Budget	2024 Budget	2025 Budget	2026 Budget	2027 Budget	2028 Budget
<b>\$</b>	<b>48,530</b>					
<b>Revenue</b>	<b>REVIEW REQUIRED</b>	<b>REVIEW REQUIRED</b>	<b>REVIEW REQUIRED</b>	<b>REVIEW REQUIRED</b>	<b>REVIEW REQUIRED</b>	<b>REVIEW REQUIRED</b>
	69.52%	4.74%	3.20%	3.20%	3.19%	3.20%
TAX REQUISITION	83,115	87,052	89,834	92,704	95,663	98,723
TRANSFER FROM OPERAITONAL RESERVE	5,000	-	-	-	-	-
PRIOR YEARS SURPLUS	8,636	-	-	-	-	-
<b>Total Revenue</b>	<b>\$ 96,751</b>	<b>\$ 87,052</b>	<b>\$ 89,834</b>	<b>\$ 92,704</b>	<b>\$ 95,663</b>	<b>\$ 98,723</b>
<b>Expense</b>						
SALARIES & WAGES	11,572	7,582	7,823	8,072	8,326	8,593
NEW FTE AS AUTHORIZED BY THE BOARD SALARIES & WAGES	-	1,375	1,416	1,459	1,502	1,548
ADMINISTRATION CHARGES	2,128	2,134	2,202	2,272	2,345	2,420
CONTRACT P&R - TULAMEEN REC. SOCIETY	28,100	29,084	30,015	30,975	31,966	32,989
CONTRACT SERVICES	8,000	8,281	8,546	8,820	9,103	9,394
INSURANCE - PROPERTY	1,855	1,892	1,953	2,015	2,079	2,146
PARK IMPROVEMETNS	1,900	1,967	2,030	2,095	2,162	2,231
SUPPLIES - PARKS	3,000	518	535	552	570	588
MILEAGE	3,000	3,105	3,204	3,307	3,413	3,522
UTLILITIES	2,560	2,650	2,735	2,822	2,912	3,006
TRANSFER TO CAPITAL RESERVE	26,000	26,910	27,771	28,660	29,577	30,523
TRANSFER TO OPERATING RESERVE	8,636	1,554	1,604	1,655	1,708	1,763
<b>Total Expenses</b>	<b>\$ 96,751</b>	<b>\$ 87,052</b>	<b>\$ 89,834</b>	<b>\$ 92,704</b>	<b>\$ 95,663</b>	<b>\$ 98,723</b>





**Regional District of Okanagan-Similkameen**  
**2024-2028 Operational Financial Plan**  
**GRANT-IN-AID - AREA "H" - 7980**

Sec 787 (F), LGA Part 5 Sec 176 (1) - Assessment

		2023 Budget	2024 Budget	2025 Budget	2026 Budget	2027 Budget	2028 Budget
\$		92,422					
	<b>Revenue</b>	<b>COMPLIANT</b>	<b>COMPLIANT</b>	<b>COMPLIANT</b>	<b>COMPLIANT</b>	<b>COMPLIANT</b>	<b>COMPLIANT</b>
		1.88%	1.39%	29.12%	0.00%	1.96%	3.85%
	TAX REQUISITION	20,215	20,495	26,464	26,464	26,983	28,021
	TRANSFER FROM OPERATING RESERVE	5,672	5,450	-	-	-	-
	PRIOR YEARS SURPLUS	22,500	-	-	-	-	-
	<b>Total Revenue</b>	\$ 48,387	\$ 25,945	\$ 26,464	\$ 26,464	\$ 26,983	\$ 28,021
	<b>Expense</b>						
	ADMINISTRATION CHARGE	887	945	964	964	983	1,021
	TRANSFER TO OPERATING RESERVE	22,500	-	-	-	-	-
	GRANTS IN AID	25,000	25,000	25,500	25,500	26,000	27,000
	<b>Total Expenses</b>	\$ 48,387	\$ 25,945	\$ 26,464	\$ 26,464	\$ 26,983	\$ 28,021



**Regional District of Okanagan-Similkameen  
2024-2028 Operational Financial Plan  
TRANSIT - ELECTORAL AREA "H" - 8400**

RG 735, H 717, B 411/85 Maximum levy

		2023 Budget	2024 Budget	2025 Budget	2026 Budget	2027 Budget	2028 Budget
\$		1,160					
	<b>Revenue</b>	<b>Compliant</b>	<b>REVIEW REQUIRED</b>	<b>REVIEW REQUIRED</b>	<b>REVIEW REQUIRED</b>	<b>REVIEW REQUIRED</b>	<b>REVIEW REQUIRED</b>
	TAX REQUISITION	0.20%	117.72%	1.64%	1.55%	1.72%	1.69%
	<b>Total Revenue</b>	725	1,578	1,604	1,629	1,657	1,685
		\$ 725	\$ 1,578	\$ 1,604	\$ 1,629	\$ 1,657	\$ 1,685
	<b>Expense</b>						
	SALARIES & WAGES		821	846	870	897	924
	ADMINISTRATION CHARGES	25	57	58	59	60	61
	CONTRACTS - PRINCETON	700	700	700	700	700	700
	<b>Total Expenses</b>	725	1,578	1,604	1,629	1,657	1,685
		\$ 725	\$ 1,578	\$ 1,604	\$ 1,629	\$ 1,657	\$ 1,685



**Regional District of Okanagan-Similkameen  
2024-2028 Operational Financial Plan  
AREA "H" CEMETERY - 9100**

767 (5) SLP 1987

		2023 Budget	2024 Budget	2025 Budget	2026 Budget	2027 Budget	2028 Budget
\$		5,000					
	<b>Revenue</b>	<b>Compliant</b>	<b>Compliant</b>	<b>Compliant</b>	<b>Compliant</b>	<b>Compliant</b>	<b>Compliant</b>
		0.15%	0.25%	0.00%	0.00%	0.00%	0.00%
TAX REQUISITION		1,470	1,474	1,474	1,474	1,474	1,474
<b>Total Revenue</b>		\$ 1,470	\$ 1,474	\$ 1,474	\$ 1,474	\$ 1,474	\$ 1,474
	<b>Expense</b>						
ADMINISTRATION CHARGES		50	54	54	54	54	54
CONTRACTS - PRINCETON		1,170	1,170	1,170	1,170	1,170	1,170
CONTRACTS - OTHER RURAL AREA - TULAMEEN		250	250	250	250	250	250
<b>Total Expenses</b>		\$ 1,470	\$ 1,474	\$ 1,474	\$ 1,474	\$ 1,474	\$ 1,474



**Regional District of Okanagan-Similkameen**  
**2024-2028 Operational Financial Plan**  
**ECONOMIC DEVELOPMENT - AREA "B", "G", "H" - 9360**

BI 2361 Maximum Levy Set

		2023 Budget	2024 Budget	2025 Budget	2026 Budget	2027 Budget	2028 Budget
\$		50,000					
	<b>Revenue</b>	<b>Compliant</b>	<b>Compliant</b>	<b>Compliant</b>	<b>Compliant</b>	<b>Compliant</b>	<b>Compliant</b>
		0.13%	0.17%	0.00%	0.00%	0.00%	0.00%
TAX REQUISITION		24,638	24,680	24,680	24,680	24,680	24,680
<b>Total Revenue</b>		<b>\$ 24,638</b>	<b>\$ 24,680</b>	<b>\$ 24,680</b>	<b>\$ 24,680</b>	<b>\$ 24,680</b>	<b>\$ 24,680</b>
	<b>Expense</b>						
ADMINISTRATION CHARGES		638	680	680	680	680	680
SIMILKAMEEN PLANNING SOCIETY		24,000	24,000	24,000	24,000	24,000	24,000
<b>Total Expenses</b>		<b>\$ 24,638</b>	<b>\$ 24,680</b>	<b>\$ 24,680</b>	<b>\$ 24,680</b>	<b>\$ 24,680</b>	<b>\$ 24,680</b>



**Regional District of Okanagan-Similkameen  
2024-2028 Operational Financial Plan  
OKANAGAN BASIN WATER BOARD - 6500**

Limit Based on Assessment

		2023 Budget	2024 Budget	2025 Budget	2026 Budget	2027 Budget	2028 Budget
\$		887,906					
	<b>Revenue</b>	<b>Compliant</b>	<b>Compliant</b>	<b>Compliant</b>	<b>Compliant</b>	<b>REVIEW SOON</b>	<b>REVIEW SOON</b>
		3.85%	2.67%	2.50%	2.50%	2.50%	3.52%
TAX REQUISITION		772,633	793,296	813,129	833,457	854,294	884,381
<b>Total Revenue</b>		<b>\$ 772,633</b>	<b>\$ 793,296</b>	<b>\$ 813,129</b>	<b>\$ 833,457</b>	<b>\$ 854,294</b>	<b>\$ 884,381</b>
	<b>Expense</b>						
ADMINISTRATION CHARGES		20,022	21,870	22,417	22,977	23,552	24,381
TRANSFER TO OBWB		752,611	771,426	790,712	810,480	830,742	860,000
<b>Total Expenses</b>		<b>\$ 772,633</b>	<b>\$ 793,296</b>	<b>\$ 813,129</b>	<b>\$ 833,457</b>	<b>\$ 854,294</b>	<b>\$ 884,381</b>



## Regional District of Okanagan-Similkameen

2024-2028 Schedule F.16

### **Individual Requisitions**

#### **Electoral Area 'I'**

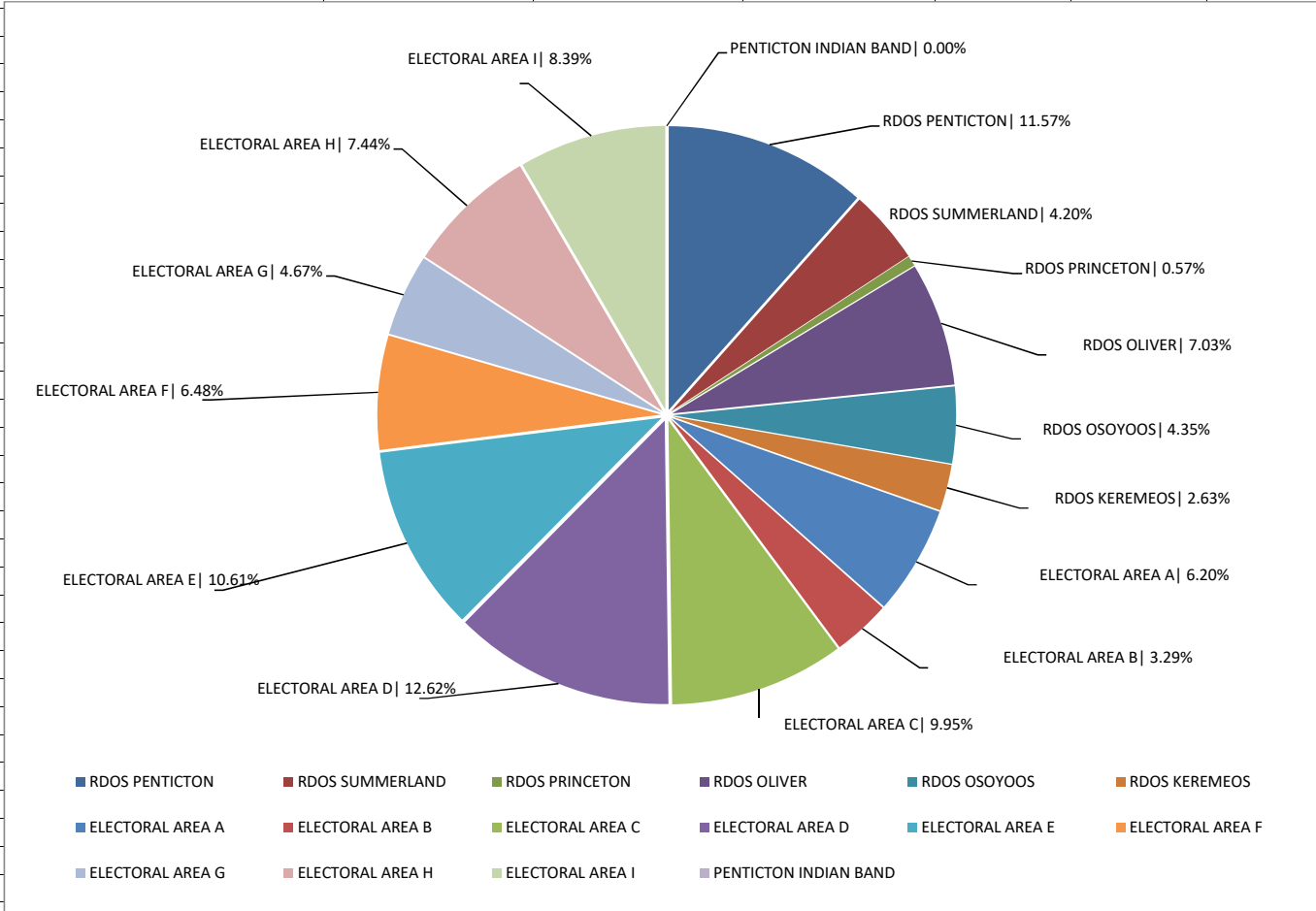
Included in this schedule:

- Summary of Tax Requisitions listing all jurisdictions
- Detail by specific jurisdictions
- Comparison of Tax Requisition by Municipality and Electoral Area
- Individual RDOS portion of tax per various property values\*
- 2024-2028 Operating budget which affect only the member Municipality / Electoral Area
- Capital projects which Electoral 'I' contributed funds (if applicable)

\*This comparison is a weighted average

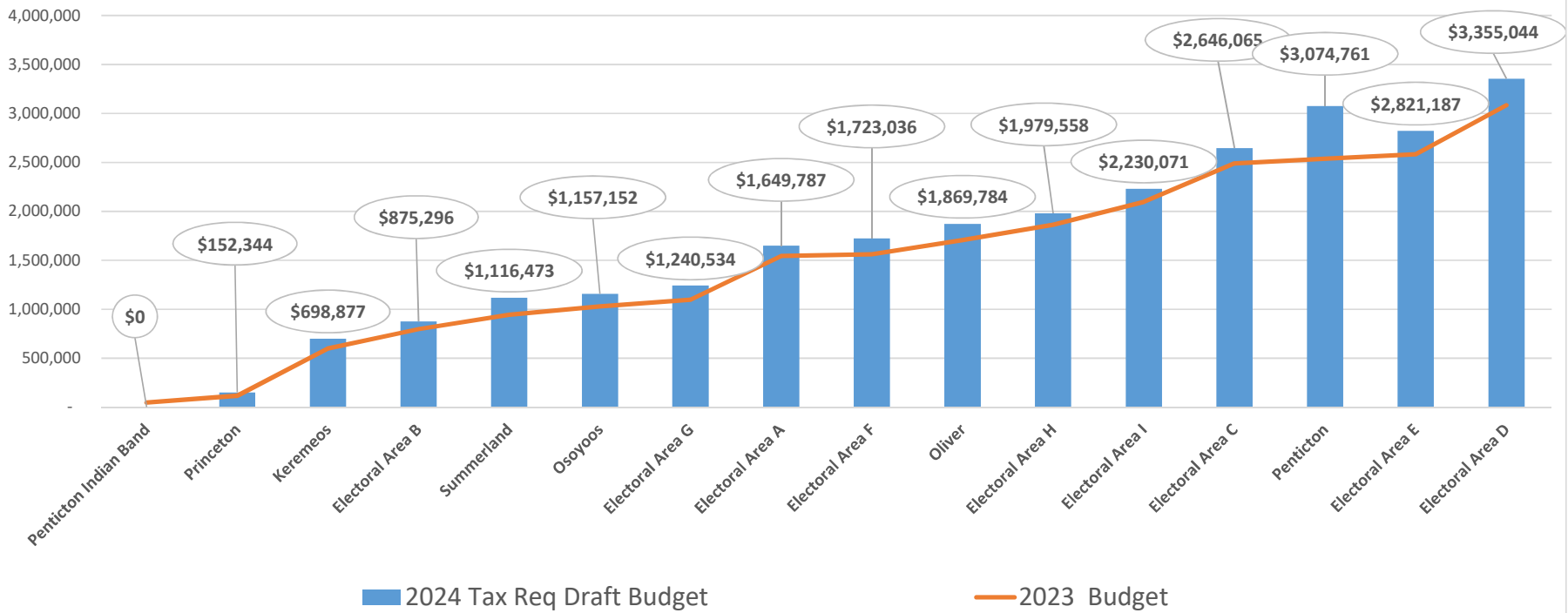
**REGIONAL DISTRICT OKANAGAN-SIMILKAMEEN  
2024 TOTAL REQUISITION SUMMARY**

	<u>2024</u>	<u>2023</u>	<u>\$ Change</u>	<u>% Change</u>	<u>Non-Market Growth %</u>	<u>Net Change %</u>
<b>RDOS PENTICTON</b>	\$ 3,074,761	\$ 2,537,608	\$ 537,153	21.17%	1.05%	20.12%
<b>RDOS SUMMERLAND</b>	1,116,473	944,706	171,767	18.18%	1.77%	16.41%
<b>RDOS PRINCETON</b>	152,344	116,462	35,882	30.81%	0.86%	29.95%
<b>RDOS OLIVER</b>	1,869,784	1,713,954	155,830	9.09%	1.44%	7.65%
<b>RDOS OSOYOOS</b>	1,157,152	1,030,070	127,082	12.34%	1.21%	11.13%
<b>RDOS KEREMEOS</b>	698,877	601,320	97,557	16.22%	1.07%	15.15%
	<b>8,069,392</b>	<b>6,944,120</b>	<b>1,125,272</b>	<b>16.20%</b>	<b>1.24%</b>	<b>14.96%</b>
<b>PENTICTON INDIAN BAND</b>	-	46,265	(46,265)	-100.00%		
<b>ELECTORAL AREA A</b>	1,649,787	1,541,512	108,275	7.02%	2.58%	4.44%
<b>ELECTORAL AREA B</b>	875,296	793,520	81,776	10.31%	5.35%	4.96%
<b>ELECTORAL AREA C</b>	2,646,065	2,478,883	167,182	6.74%	1.60%	5.14%
<b>ELECTORAL AREA D</b>	3,355,044	3,083,591	271,453	8.80%	0.99%	7.81%
<b>ELECTORAL AREA E</b>	2,821,187	2,587,328	233,859	9.04%	3.74%	5.30%
<b>ELECTORAL AREA F</b>	1,723,036	1,560,889	162,147	10.39%	1.54%	8.85%
<b>ELECTORAL AREA G</b>	1,240,534	1,097,296	143,238	13.05%	1.41%	11.64%
<b>ELECTORAL AREA H</b>	1,979,558	1,861,140	118,418	6.36%	2.10%	4.26%
<b>ELECTORAL AREA I</b>	2,230,071	2,097,712	132,359	6.31%	1.30%	5.01%
	<b>18,520,578</b>	<b>17,101,871</b>	<b>1,418,707</b>	<b>8.30%</b>	<b>2.04%</b>	<b>6.26%</b>
<b>TOTAL TAX REQUISITION FOR ALL BUDGETS</b>	<b>\$ 26,589,969</b>	<b>\$ 24,092,256</b>	<b>\$ 2,497,713</b>	<b>10.37%</b>	<b>1.49%</b>	<b>8.88%</b>



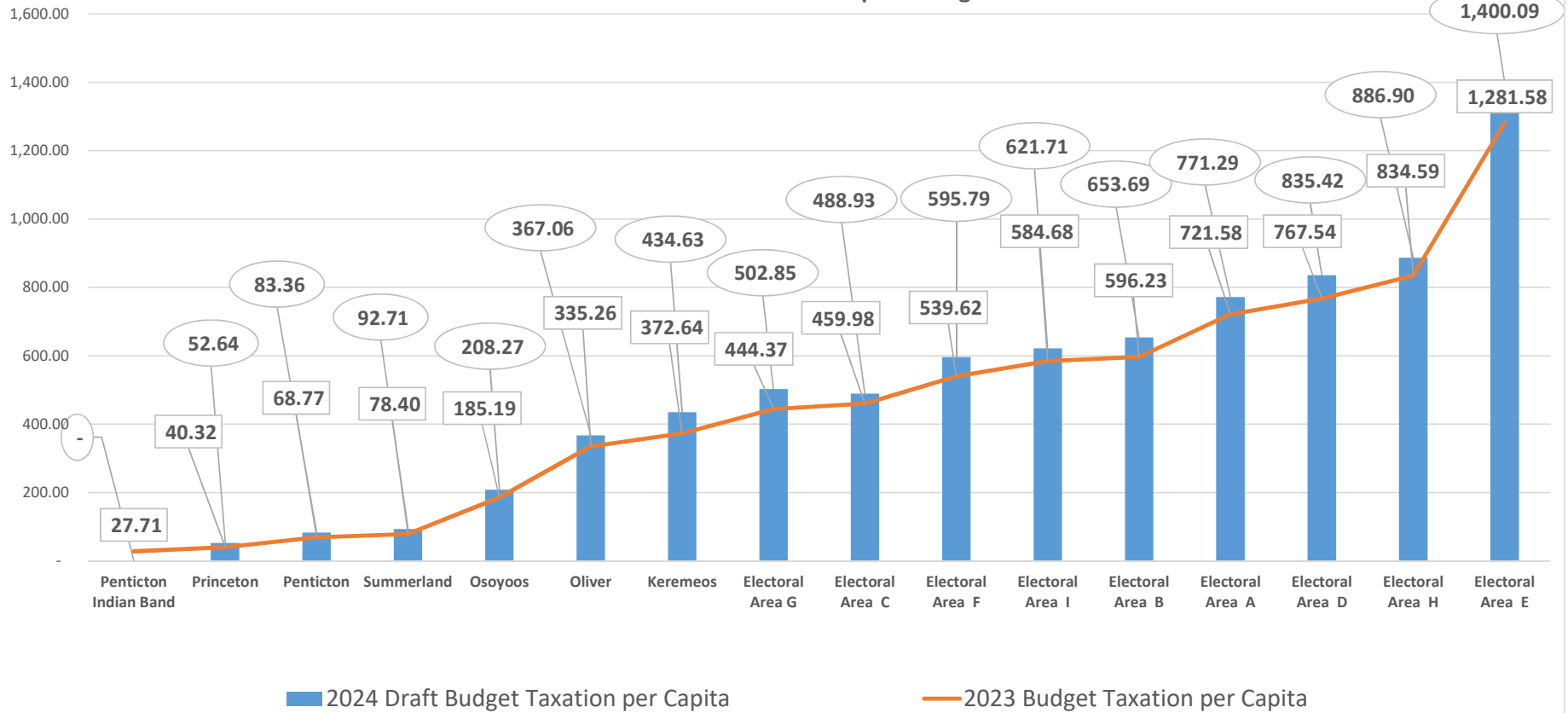
- RDOS PENTICTON
- RDOS SUMMERLAND
- RDOS PRINCETON
- RDOS OLIVER
- RDOS OSOYOOS
- RDOS KEREMEOS
- ELECTORAL AREA A
- ELECTORAL AREA B
- ELECTORAL AREA C
- ELECTORAL AREA D
- ELECTORAL AREA E
- ELECTORAL AREA F
- ELECTORAL AREA G
- ELECTORAL AREA H
- ELECTORAL AREA I
- PENTICTON INDIAN BAND

### RDOS 2024 Tax Requisition as at First Reading - Comparison to 2023 Requisition by Member Municipality and Electoral - At Adoption

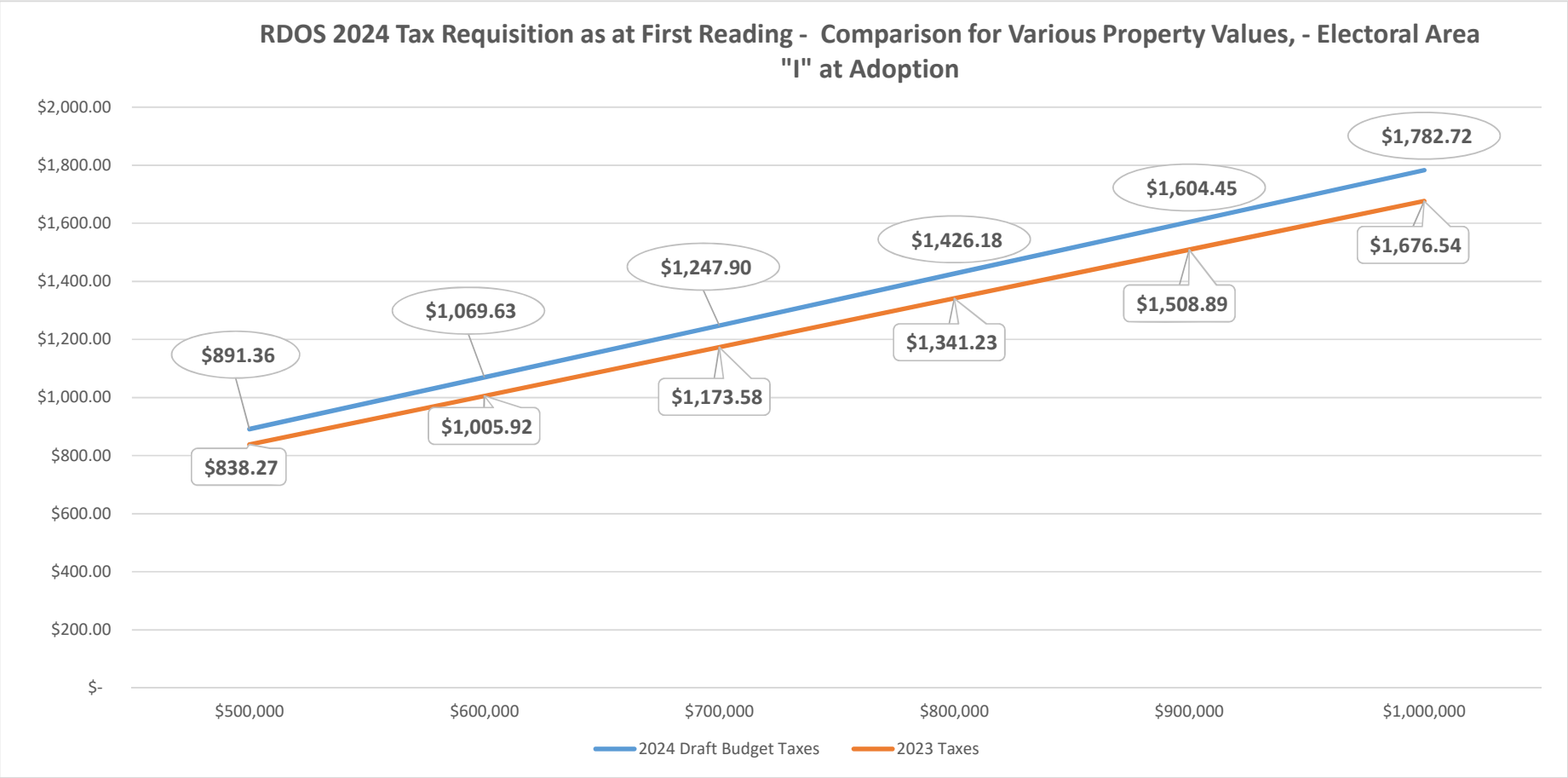




**RDOS 2024 Taxation Per Capita Comparison as at First Reading - Comparison to 2023 by Member Municipality and Electoral Area - Adopted Budget**



**RDOS 2024 Tax Requisition as at First Reading - Comparison for Various Property Values, - Electoral Area "I" at Adoption**





**Regional District of Okanagan-Similkameen  
2024-2028 Operational Financial Plan  
GENERAL GOVERNMENT - 0100**

SLP, 1966 - No Tax Limit

		2023 Budget	2024 Budget	2025 Budget	2026 Budget	2027 Budget	2028 Budget
<b>No Tax Limit</b>		<b>No Tax Limit</b>	<b>No Tax Limit</b>	<b>No Tax Limit</b>	<b>No Tax Limit</b>	<b>No Tax Limit</b>	<b>No Tax Limit</b>
<b>Revenue</b>		<b>7.05%</b>	<b>36.51%</b>	<b>9.93%</b>	<b>3.21%</b>	<b>2.85%</b>	<b>2.85%</b>
TAX REQUISITION		1,612,212	2,200,765	2,419,219	2,496,980	2,568,023	2,641,328
GRANT IN LIEU OF TAXES		5,101	5,101	5,101	5,101	5,101	5,101
RECOVERIES - FOI			400	400	400	400	400
INTEREST INCOME		128,533	-	-	-	-	-
TRANSFER FROM OPERATIONAL RESERVE		57,000	80,000	80,000	80,000	80,000	80,000
MISCELLANEOUS REVENUE		10,201	5,000	5,000	5,000	5,000	5,000
PRIOR YEARS SURPLUS		349,206	-	-	-	-	-
<b>Total Revenue</b>		<b>\$ 2,162,253</b>	<b>\$ 2,291,266</b>	<b>\$ 2,509,720</b>	<b>\$ 2,587,481</b>	<b>\$ 2,658,524</b>	<b>\$ 2,731,829</b>
<b>Expense</b>							
SALARIES & WAGES		1,031,527	1,156,722	1,194,003	1,232,557	1,272,320	1,313,491
NEW FTE AS AUTHORIZED BY THE BOARD SALARIES & WAGES		29,722	256,687	412,739	421,252	429,942	438,820
SALARIES & WAGES - CRIME STOPPERS		92,000	92,500	92,500	92,500	92,500	92,500
HONORARIUMS - DIRECTORS		377,235	416,000	426,060	437,060	447,987	459,186
HONORARIUMS - CHAIRMAN		42,768	44,710	46,275	47,894	49,571	51,306
HONORARIUMS - VICE CHAIRMAN		7,993	8,177	8,463	8,759	9,065	9,383
<b>ADMINISTRATION CHARGE</b>		<b>99,666</b>	<b>133,732</b>	<b>146,987</b>	<b>151,015</b>	<b>155,226</b>	<b>159,570</b>
EDUCATION & TRAINING			1,200	1,242	1,285	1,330	1,377
INSURANCE - PROPERTY		4,467	6,500	6,728	6,963	7,207	7,459
INSURANCE - LIABILITY		31,181	42,000	43,470	44,991	46,566	48,196
SUPPLIES - BOARD DINNERS		25,000	27,000	27,945	28,923	29,935	30,983
ASSET MANAGEMENT SOFTWARE			33,238	34,568	34,568	35,951	37,389
TRAVEL - STAFF		10,302	12,000	12,360	12,731	13,113	13,506
TRAVEL - UBCM & OMMA CONVENTION			-	-	-	-	-
TRAVEL - BOARD		15,453	16,000	16,480	16,974	17,484	18,008
BOARD STAFF RECOGNITION			10,000	10,300	10,609	10,927	11,255
INTERNAL DEBT PRINCIPAL & INTEREST (SYR RESERVE BORROWING)			9,800	19,600	29,400	29,400	29,400
TRANSFER FROM OPERATIONAL RESERVE		349,206	-	-	-	-	-
TRANSFER TO DEPOSIT ACCOUNT		10,302	10,000	10,000	10,000	10,000	10,000
REGIONAL GRANT IN AID - Ha Ha Ha Kidz Fest		5,000	-	-	-	-	-
REGIONAL GRANT IN AID - Okanagan Similkameen Conservation Alliance		3,500	-	-	-	-	-
REGIONAL GRANT IN AID - South Okanagan Immigrant and Community Services		3,500	-	-	-	-	-
REGIONAL GRANT IN AID - Community Wellness Circle							
REGIONAL GRANT IN AID - Peach City Community Radio Society		5,250	-	-	-	-	-
REGIONAL GRANT IN AID - DB Foundation for Health Research			5,000	-	-	-	-
CARBON MITIGATION EXPENSE		6,181	-	-	-	-	-
SAFETY TRACKING - VEHICLES		12,000	-	-	-	-	-
<b>Total Expenses</b>		<b>\$ 2,162,253</b>	<b>\$ 2,291,266</b>	<b>\$ 2,509,720</b>	<b>\$ 2,587,481</b>	<b>\$ 2,658,524</b>	<b>\$ 2,731,829</b>



**Regional District of Okanagan-Similkameen  
2024-2028 Operational Financial Plan  
INVASIVE SPECIES (formerly noxious weeds) - 0200**

BL 2065.02, 2021 - Maximum Levy

		2023 Budget	2024 Budget	2025 Budget	2026 Budget	2027 Budget	2028 Budget
<b>\$</b>		<b>68,750</b>					
	<b>Revenue</b>	<b>REVIEW SOON</b>	<b>REVIEW REQUIRED</b>	<b>REVIEW REQUIRED</b>	<b>REVIEW REQUIRED</b>	<b>REVIEW REQUIRED</b>	<b>REVIEW REQUIRED</b>
		4.87%	34.96%	3.42%	3.43%	3.42%	3.42%
TAX REQUISITION		66,360	89,562	92,622	95,797	99,073	102,465
GRANT IN LIEU OF TAXES		93	96	100	103	107	110
TRANSFER FROM OPERATIONAL RESERVES		22,003	-	-	-	-	-
PROVINCIAL GRANTS		12,000	12,420	12,855	13,305	13,770	14,252
<b>Total Revenue</b>		<b>\$ 100,456</b>	<b>\$ 102,078</b>	<b>\$ 105,577</b>	<b>\$ 109,205</b>	<b>\$ 112,950</b>	<b>\$ 116,827</b>
	<b>Expense</b>						
SALARIES & WAGES		12,117	13,490	13,892	14,312	14,739	15,182
SALARIES & WAGES		-	-	-	-	-	-
ADMINISTRATION CHARGE		3,339	3,718	3,845	3,978	4,114	4,255
CONSULTANTS		50,000	51,750	53,561	55,436	57,376	59,384
CONSULTANTS - ABATEMENT PROGRAM		32,000	33,120	34,279	35,479	36,721	38,006
TRANSFER TO OPERATING RESERVE		3,000	-	-	-	-	-
<b>Total Expenses</b>		<b>\$ 100,456</b>	<b>\$ 102,078</b>	<b>\$ 105,577</b>	<b>\$ 109,205</b>	<b>\$ 112,950</b>	<b>\$ 116,827</b>



**Regional District of Okanagan-Similkameen  
2024-2028 Operational Financial Plan  
ELECTORAL AREA ADMINISTRATION - 0300**

SLP, 1966 - No Tax Limit

	2023 Budget	2024 Budget	2025 Budget	2026 Budget	2027 Budget	2028 Budget
<b>No Tax Limit</b>	<b>No Tax Limit</b>	<b>No Tax Limit</b>	<b>No Tax Limit</b>	<b>No Tax Limit</b>	<b>No Tax Limit</b>	<b>No Tax Limit</b>
<b>Revenue</b>	<b>16.41%</b>	<b>-2.41%</b>	<b>3.37%</b>	<b>3.39%</b>	<b>3.38%</b>	<b>3.38%</b>
TAX REQUISITION - ALL AREAS	2,667,222	2,602,949	2,690,603	2,781,939	2,875,877	2,973,078
GRANT IN LIEU OF TAXES	5,100	5,100	5,100	5,100	5,100	5,100
GRANTS	-	-	-	-	-	-
SEARCH FEES	-	5,000	5,100	5,202	5,306	5,412
TRANSFER FROM OPERATIONAL RESERVES	-	-	-	-	-	-
TRANSFER FROM RURAL AREA FEASIBILITY FUND	-	-	-	-	-	-
PROVINCIAL GRANTS	150,000	50,000	-	-	-	-
MISCELLANEOUS REVENUE	168,300	165,000	165,000	165,000	165,000	165,000
RECOVERABLE HERITAGE HILLS SEWER	80,000	150,000	-	-	-	-
RECOVERABLE HERITAGE HILLS WATER	-	20,000	-	-	-	-
HR SERVICES REVENUE	-	20,000	-	-	-	-
PRIOR YEARS SURPLUS	14,454	-	-	-	-	-
<b>Total Revenue</b>	<b>\$ 3,085,076</b>	<b>\$ 3,018,049</b>	<b>\$ 2,865,803</b>	<b>\$ 2,957,241</b>	<b>\$ 3,051,283</b>	<b>\$ 3,148,590</b>
<b>Expense</b>						
SALARIES & WAGES	2,351,382	2,513,167	2,594,408	2,678,319	2,764,827	2,854,354
NEW FTE AS AUTHORIZED BY THE BOARD SALARIES & WAGES	171,817	(178,157)	(161,837)	(166,920)	(172,366)	(177,981)
HONORARIUMS - DIRECTORS	181,000	186,430	192,023	197,784	203,717	209,829
ADMINISTRATION CHARGES	171,123	175,609	169,549	174,968	180,542	186,309
MEMBERSHIP & DUES	19,000	22,000	22,660	23,340	24,040	24,761
SPECIAL PROJECTS - AREA D - SKAHA ESTATES	-	200,000	-	-	-	-
SPECIAL PROJECTS - ELECTIONS	-	25,000	25,000	25,750	26,523	27,318
HERITAGE HILLS SEWER STUDY CF	150,000	50,000	-	-	-	-
VEHICLE DEPRECIATION	5,000	5,000	5,000	5,000	5,000	5,000
EQUIPMENT	7,000	7,000	7,000	7,000	7,000	7,000
LEGAL FEES	2,500	2,500	2,500	2,500	2,500	2,500
SUPPLIES	300	-	-	-	-	-
UTILITIES - TELEPHONE	10,000	6,000	6,000	6,000	6,000	6,000
TRANSFER TO OPERATIONAL RESERVE	14,454	-	-	-	-	-
CONTINGENCY	1,500	1,500	1,500	1,500	1,500	1,500
OTHER EXPENSES - MISCELLANEOUS	-	2,000	2,000	2,000	2,000	2,000
<b>Total Expenses</b>	<b>\$ 3,085,076</b>	<b>\$ 3,018,049</b>	<b>\$ 2,865,803</b>	<b>\$ 2,957,241</b>	<b>\$ 3,051,283</b>	<b>\$ 3,148,590</b>



**Regional District of Okanagan-Similkameen  
2024-2028 Operational Financial Plan  
911 EMERGENCY CALL SYSTEM - 0400**

BI 1095 & 1096 - No Tax Limit

		2023 Budget	2024 Budget	2025 Budget	2026 Budget	2027 Budget	2028 Budget
<b>No Tax Limit</b>		<b>No Tax Limit</b>	<b>No Tax Limit</b>	<b>No Tax Limit</b>	<b>No Tax Limit</b>	<b>No Tax Limit</b>	<b>No Tax Limit</b>
	<b>Revenue</b>	10.27%	19.71%	2.74%	2.75%	2.77%	-9.81%
	TAX REQUISITION	1,089,450	1,304,207	1,340,007	1,376,887	1,414,981	1,276,188
	GRANT IN LIEU OF TAXES	1,880	1,899	1,918	2,000	2,050	2,100
	PRIOR YEARS SURPLUS	21,550	17,466	-	-	-	-
	<b>Total Revenue</b>	<b>\$ 1,112,880</b>	<b>\$ 1,323,572</b>	<b>\$ 1,341,925</b>	<b>\$ 1,378,887</b>	<b>\$ 1,417,031</b>	<b>\$ 1,278,288</b>
	<b>Expense</b>						
	SALARIES & WAGES	105,466	107,629	111,257	115,002	118,876	122,887
	SALARIES & WAGES		18,772	19,341	19,928	20,526	21,142
	ADMINISTRATION CHARGES	31,343	37,439	38,627	39,853	41,118	42,424
	SITE & RADIO MAINTENANCE - ANNUAL CONTRACTS	25,486	25,613	26,433	27,279	28,152	29,053
	UNSCHEDULED MTNCE - FIREHALLS	10,483	15,000	15,480	15,975	16,486	17,014
	UNSCHEDULED MAINTENANCE - TOWERS	15,453	15,000	15,480	15,975	16,486	17,014
	OP - EQPT RENTAL - TRANSMITTER LEASE & M	93,873	110,000	113,520	117,153	120,902	124,771
	CONTRACTS - CENTRAL FIRE Dispatch	377,733	411,957	425,140	438,744	452,784	467,273
	CONTRACTS - OTHER RD - CORD - CENTRAL DI	195,894	199,812	206,206	212,805	219,615	226,643
	INSURANCE - PROPERTY	9,710	9,904	9,954	10,004	10,054	10,104
	INSURANCE - LIABILITY	5,500	5,638	5,666	5,694	5,722	5,751
	LEGAL FEES	3,000	3,000	3,096	3,195	3,297	3,403
	UHF AND VHF RADIO LICENSES	15,724	18,000	18,576	19,170	19,783	20,416
	UTILITIES - TELEPHONE	24,992	25,117	25,921	26,750	27,606	28,489
	DEBT INTEREST (Bylaw 2780/2623)	47,256	47,256	47,256	47,256	47,256	-
	DEBT PRINCIPAL (Bylaw 2780/2623)	130,864	130,864	130,864	130,864	130,864	-
	TRANSFER TO RESERVE CAPITAL	5,000	75,000	77,400	79,877	82,433	85,071
	TRANSFER TO RESERVES RE INTEREST	103	105	108	111	115	119
	TRANSFER TO OPERATING RESERVE	5,000	42,466	25,800	26,626	27,478	28,357
	CONTINGENCY	10,000	25,000	25,800	26,626	27,478	28,357
	<b>Total Expenses</b>	<b>\$ 1,112,880</b>	<b>\$ 1,323,572</b>	<b>\$ 1,341,925</b>	<b>\$ 1,378,887</b>	<b>\$ 1,417,031</b>	<b>\$ 1,278,288</b>



**Regional District of Okanagan-Similkameen  
2024-2028 Operational Financial Plan  
EMERGENCY PLANNING - 0410**

BL 2322, 2004 - No Tax Limit

	2023 Budget	2024 Budget	2025 Budget	2026 Budget	2027 Budget	2028 Budget
<b>No Tax Limit</b>	<b>No Tax Limit</b>	<b>No Tax Limit</b>	<b>No Tax Limit</b>	<b>No Tax Limit</b>	<b>No Tax Limit</b>	<b>No Tax Limit</b>
<b>Revenue</b>	<b>0.40%</b>	<b>114.64%</b>	<b>3.71%</b>	<b>-1.04%</b>	<b>2.05%</b>	<b>1.59%</b>
TAX REQUISITION	366,922	787,555	816,763	808,256	824,807	837,880
GRANT IN LIEU OF TAXES	550	555	561	570	575	600
TRANSFER FROM OPERATING RESERVE	60,000	-	-	-	-	-
PROVINCIAL GRANTS (Carry Forward)	1,266,103	1,583,024	-	-	-	-
PROV GRANTS - UBCM CRI	-	100,000	-	-	-	-
PRIOR YEARS SURPLUS	40,560	-	-	-	-	-
<b>Total Revenue</b>	<b>\$ 1,734,135</b>	<b>\$ 2,471,134</b>	<b>\$ 817,324</b>	<b>\$ 808,826</b>	<b>\$ 825,382</b>	<b>\$ 838,480</b>
<b>Expense</b>						
SALARIES & WAGES	136,154	178,576	184,291	190,195	196,285	202,585
SALARIES & WAGES		235,802	299,734	283,784	291,480	299,387
HONORARIUMS	7,085	7,120	7,156	7,192	7,228	7,264
ADMINISTRATION CHARGES	56,237	79,409	37,029	36,610	37,394	38,011
IT SUPPORT COSTS	3,500	3,605	3,713	3,825	3,939	4,057
FLOOD HAZARD RIKS ASSESSMENT - CF	-	100,000	-	-	-	-
UBCM CEPF - EMERGENCY SUPPORT SERVICES GRANT CF	89,750	-	-	-	-	-
UBCM CRI - FIRESMART GRANT STREAM 1 (OPERATIONS CF	355,038	-	-	-	-	-
FIRESMART GRANT STREAM 1 (OPERATIONS)	-	240,997	-	-	-	-
EOC SANDBAG OPERATIONS	15,000	15,000	15,075	15,150	15,226	15,302
UBCM - CRI - FIRESMART GRANT STREAM (STAFFING) 2022 GRANT	406,020	-	-	-	-	-
UBCM - CRI - FIRESMART GRANT STREAM (STAFFING) 2022 GRANT	98,130	-	-	-	-	-
UBCM CEPR HEAT PREPAREDNESS CF	300,000	300,000	-	-	-	-
2023 CEPF UCBM GRANT CF	-	117,000	-	-	-	-
2023 EOC CEPF UBCM GRANT EXPENSE CF	-	112,790	-	-	-	-
2023 UBCM CRI FIRESMART GRANT CF	-	200,000	-	-	-	-
2023 CRI FIRESMART GRANT - AREA "A" CF	-	49,997	-	-	-	-
2023 CRI FIRESMART GRANT - AREA "B" CF	-	45,320	-	-	-	-
2023 CRI FIRESMART GRANT - AREA "C" CF	-	45,320	-	-	-	-
2023 CRI FIRESMART GRANT - AREA "D" CF	-	45,320	-	-	-	-
2023 CRI FIRESMART GRANT - AREA "E" CF	-	45,320	-	-	-	-
2023 CRI FIRESMART GRANT - AREA "F" CF	-	45,320	-	-	-	-
2023 CRI FIRESMART GRANT - AREA "G" CF	-	45,320	-	-	-	-
2023 CRI FIRESMART GRANT - AREA "H" CF	-	50,000	-	-	-	-
2023 CRI FIRESMART GRANT - AREA "I" CF	-	45,320	-	-	-	-
2023 E-911 GRANT	-	45,000	-	-	-	-
2024 CEPF DISASTER RISK REDUCTION GRANT	-	150,000	-	-	-	-
CONSULTANTS	4,000	4,080	4,100	4,121	4,142	4,163
AGREEMENT - REGIONAL SEARCH & RESCUE	71,500	90,000	90,450	90,902	91,357	91,814
OPERATIONAL SUPPORT ANIMAL EMERGENCY RESPONSE	10,000	15,000	15,075	15,150	15,226	15,302
REVIEW OF EMERGENCY PROGRAM	60,000	-	-	-	-	-
EDUCATION & TRAINING	25,502	25,630	25,758	25,887	26,016	26,146
EOC SUPPLIES	7,000	8,000	8,040	8,080	8,120	8,161
EQUIPMENT	5,239	5,000	5,050	5,100	5,150	5,200
EQUIPEMENT - SOFTWARE		26,000	26,100	26,200	26,300	26,400
INSURANCE - LIABILITY	3,000	3,060	3,121	3,184	3,247	-
INSURANCE - VEHICLE	900	3,000	3,015	3,030	3,045	3,060
LEGAL FEES	1,000	1,000	1,000	1,000	1,000	1,000
SUPPLIES	1,500	3,500	3,515	3,530	3,545	3,550
EOC SUPPLIES	10,000	10,000	10,050	10,100	10,151	10,202
SUPPLIES - MEALS	1,000	1,020	1,040	1,061	1,082	1,087
TRAVEL/LEASING	7,000	7,140	7,283	7,428	7,577	7,578
UTILITIES - TELEPHONE	4,020	5,500	5,528	5,556	5,584	5,612
TRANSFER TO OPERATING RESERVE	40,560	45,368	45,595	45,823	46,052	46,282
EMERGENCY SOCIAL SERVICES	15,000	15,300	15,606	15,918	16,236	16,317
<b>Total Expenses</b>	<b>\$ 1,734,135</b>	<b>\$ 2,471,134</b>	<b>\$ 817,324</b>	<b>\$ 808,826</b>	<b>\$ 825,382</b>	<b>\$ 838,480</b>



**Regional District of Okanagan-Similkameen  
2024-2028 Operational Financial Plan  
BUILDING INSPECTION - 2500**

**2132, 2002 - No Tax Limit**

		2023 Budget	2024 Budget	2025 Budget	2026 Budget	2027 Budget	2028 Budget
<b>No Tax Limit</b>		<b>No Tax Limit</b>	<b>No Tax Limit</b>	<b>No Tax Limit</b>	<b>No Tax Limit</b>	<b>No Tax Limit</b>	<b>No Tax Limit</b>
	<b>Revenue</b>	<b>1.74%</b>	<b>5.61%</b>	<b>5.40%</b>	<b>4.59%</b>	<b>4.69%</b>	<b>3.66%</b>
TAX REQUISITION		332,410	351,044	369,987	386,961	405,106	419,927
GRANT IN LIEU OF TAXES		1,836	1,855	1,873	1,901	1,939	-
FEE FOR SERVICE		30,603	30,909	31,218	31,686	32,320	33,000
ENFORCEMENT FEES		2,550	4,000	4,200	4,400	4,600	4,800
BUILDING PERMITS		743,389	758,000	770,000	785,000	800,000	820,000
TRANSFER FROM OPERATIONAL RESERVE		35,000	-	-	-	-	-
MISCELLANEOUS REVENUE		13,591	10,000	11,000	12,000	13,000	14,000
PRIOR YEARS SURPLUS		289,036	-	-	-	-	-
<b>Total Revenue</b>		<b>\$ 1,448,415</b>	<b>\$ 1,155,808</b>	<b>\$ 1,188,278</b>	<b>\$ 1,221,948</b>	<b>\$ 1,256,965</b>	<b>\$ 1,291,727</b>
	<b>Expense</b>						
SALARIES & WAGES		859,661	895,952	922,365	949,580	977,542	1,006,438
SALARIES & WAGES			1,449	1,500	1,552	1,599	1,647
ADMINISTRATION CHARGES		62,450	67,274	69,185	71,162	73,218	75,252
OPERATIONS - FACILITIES RENTALS		6,181	7,000	7,500	8,000	8,500	9,000
CONTRACTS		20,000	-	-	-	-	-
EDUCATION & TRAINING		12,363	10,000	10,100	10,200	10,300	10,400
DEPRECIATION		15,453	15,685	15,920	16,238	16,563	17,000
EQUIPMENT		21,452	15,000	15,500	16,000	16,500	17,000
INSURANCE - LIABILITY		46,008	46,698	47,398	48,346	49,313	50,000
LEGAL FEES		30,907	31,000	32,000	33,000	33,500	34,000
SUPPLIES		5,151	5,250	5,300	5,350	5,400	5,450
ADVERTISING		2,060	2,000	2,010	2,020	2,030	2,040
TRAVEL/LEASING		36,058	37,000	37,500	38,000	39,500	40,000
UTILITIES - TELEPHONE		11,332	11,500	12,000	12,500	13,000	13,500
TRANSFER TO OPERATIONAL RESERVE		314,188	5,000	5,000	5,000	5,000	5,000
OTHER EXPENSES		5,151	5,000	5,000	5,000	5,000	5,000
<b>Total Expenses</b>		<b>\$ 1,448,415</b>	<b>\$ 1,155,808</b>	<b>\$ 1,188,278</b>	<b>\$ 1,221,948</b>	<b>\$ 1,256,965</b>	<b>\$ 1,291,727</b>





**Regional District of Okanagan-Similkameen  
2024-2028 Operational Financial Plan  
DEVELOPMENT INFRASTRUCTURE - 4200**

LGA Part 26 - No Tax Limit

		2023 Budget	2024 Budget	2025 Budget	2026 Budget	2027 Budget	2028 Budget
<b>No Tax Limit</b>		<b>No Tax Limit</b>	<b>No Tax Limit</b>	<b>No Tax Limit</b>	<b>No Tax Limit</b>	<b>No Tax Limit</b>	<b>No Tax Limit</b>
	<b>Revenue</b>	<b>-65.19%</b>	<b>123.76%</b>	<b>15.68%</b>	<b>3.38%</b>	<b>3.38%</b>	<b>2.58%</b>
TAX REQUISITION		48,224	107,905	124,828	129,053	133,413	136,858
SUBDIVISION SERVICING FEES		12,000	12,000	12,240	12,485	12,735	12,990
SUBDIVISION SERVICING FEES		10,000	12,500	12,750	13,005	13,265	13,530
DEVELOPER FUNDED WATER MODEL		6,000	9,000	9,315	9,641	9,978	10,327
ENGINEERING REVIEW FEES		15,000	25,000	25,875	26,781	27,718	28,688
RECOVERIES FROM PLANNING REFERRALS		20,000	20,000	20,000	20,000	20,000	20,000
TRANSFER FROM OPERATING RESERVE		10,000	23,000	23,690	24,401	25,133	25,887
<b>Total Revenue</b>		<b>\$ 121,224</b>	<b>\$ 209,405</b>	<b>\$ 228,698</b>	<b>\$ 235,366</b>	<b>\$ 242,242</b>	<b>\$ 248,280</b>
	<b>Expense</b>						
SALARIES & WAGES		89,813	102,904	106,375	109,967	113,680	117,518
NEW FTE AS AUTHORIZED BY THE BOARD SALARIES & WAGES		-	55,773	70,031	72,133	74,297	76,526
<b>ADMINISTRATION CHARGES</b>		<b>5,249</b>	<b>9,328</b>	<b>10,254</b>	<b>10,574</b>	<b>10,903</b>	<b>11,193</b>
CONSULTANTS		6,000	6,000	6,180	6,365	6,556	6,753
EDUCATION & TRAINING		500	750	765	780	796	812
DEVELOPER FUNDED INFRASTRUCTURE		10,000	12,500	12,750	13,005	13,265	13,530
INSURANCE - LIABILITY		912	930	949	968	987	-
LEGAL FEES		2,500	5,000	5,150	5,305	5,464	5,628
SUPPLIES		250	200	204	208	212	216
TRAVEL/LEASING		1,000	1,020	1,040	1,061	1,082	1,104
TRANSFER TO OPERATING RESERVE		5,000	15,000	15,000	15,000	15,000	15,000
<b>Total Expenses</b>		<b>\$ 121,224</b>	<b>\$ 209,405</b>	<b>\$ 228,698</b>	<b>\$ 235,366</b>	<b>\$ 242,242</b>	<b>\$ 248,280</b>



**Regional District of Okanagan-Similkameen  
2024-2028 Operational Financial Plan  
ILLEGAL DUMPING - 4250**

**BI 2184 - Maximum Levy**

		2023 Budget	2024 Budget	2025 Budget	2026 Budget	2027 Budget	2028 Budget
\$		<b>25,000</b>					
	<b>Revenue</b>	<b>REVIEW REQUIRED</b>	<b>REVIEW REQUIRED</b>	<b>REVIEW REQUIRED</b>	<b>REVIEW REQUIRED</b>	<b>REVIEW REQUIRED</b>	<b>REVIEW REQUIRED</b>
		0.92%	12.61%	2.40%	2.43%	2.44%	2.47%
TAX REQUISITION		35,882	40,407	41,378	42,384	43,417	44,491
PRIOR YEARS SURPLUS		4,325	-	-	-	-	-
<b>Total Revenue</b>		<b>\$ 40,207</b>	<b>\$ 40,407</b>	<b>\$ 41,378</b>	<b>\$ 42,384</b>	<b>\$ 43,417</b>	<b>\$ 44,491</b>
	<b>Expense</b>						
SALARIES & WAGES		16,456	19,300	19,886	20,493	21,115	21,762
SALARIES & WAGES			186	192	199	205	211
ADMINISTRATION CHARGES		932	1,108	1,143	1,180	1,217	1,256
CONTRACT SERVICES		3,000	3,000	3,105	3,214	3,326	3,443
CONTRACT SERVICES - TIPPING FEES		5,500	5,500	5,693	5,892	6,098	6,312
INSURANCE - LIABILITY		152	152	157	163	169	174
ADVERTISING - PUBLIC EDUCATION		761	761	788	815	844	874
TRAVEL/LEASING		406	400	414	428	443	459
TRANSFER TO OPERATING RESERVE		13,000	10,000	10,000	10,000	10,000	10,000
<b>Total Expenses</b>		<b>\$ 40,207</b>	<b>\$ 40,407</b>	<b>\$ 41,378</b>	<b>\$ 42,384</b>	<b>\$ 43,417</b>	<b>\$ 44,491</b>



**Regional District of Okanagan-Similkameen  
2024-2028 Operational Financial Plan  
SOLID WASTE MANAGEMENT - 4300**

1899.02, 2012 - Assessment

	2023 Budget	2024 Budget	2025 Budget	2026 Budget	2027 Budget	2028 Budget
<b>\$</b>	<b>367,237</b>					
	<b>Compliant</b>	<b>Compliant</b>	<b>Compliant</b>	<b>Compliant</b>	<b>Compliant</b>	<b>Compliant</b>
<b>Revenue</b>	<b>11.36%</b>	<b>-37.59%</b>	<b>8.68%</b>	<b>2.57%</b>	<b>2.56%</b>	<b>2.59%</b>
TAX REQUISITION	280,633	175,156	190,364	195,252	200,259	205,453
TRANSFER FROM OPERATING RESERVE	7,086	245,000	-	-	-	-
PRIOR YEARS SURPLUS	250,000	245,000	-	-	-	-
<b>Total Revenue</b>	<b>\$ 537,719</b>	<b>\$ 665,156</b>	<b>\$ 190,364</b>	<b>\$ 195,252</b>	<b>\$ 200,259</b>	<b>\$ 205,453</b>
<b>Expense</b>						
SALARIES & WAGES	120,620	107,922	111,216	114,645	118,143	121,776
NEW FTE AS AUTHORIZED BY THE BOARD SALARIES & WAGES	27,008	182	188	195	201	207
ADMINISTRATION CHARGES	9,393	8,404	9,134	9,369	9,609	9,858
CONSULTANTS CF	250,000	245,000				
CONSULTANTS			30,000	30,000	30,000	30,000
CONTRACTOR - WEBSITE EXCHANGE SITE	8,120	8,120	8,404	8,698	9,003	9,318
MEMBERSHIP & DUES	3,986	4,555	4,714	4,879	5,050	5,227
FOOD COMPOSTING EDUCATION	25,000	25,000	5,000	5,000	5,000	5,000
INSURANCE - LIABILITY	773	773	800	828	857	887
LEGAL FEES	100	100	104	107	111	115
SUPPLIES	2,000	2,000	2,070	2,142	2,217	2,295
BEAR SMART EXPENSES	9,500	16,600	17,181	17,782	18,405	19,049
BEAR SMART EXPENSES	7,086	-	-	-	-	-
BEAR SMART EXPENSES	1,500	1,500	1,553	1,607	1,663	1,721
TRANSFER TO OPERATING RESERVE	72,633	245,000	-	-	-	-
<b>Total Expenses</b>	<b>\$ 537,719</b>	<b>\$ 665,156</b>	<b>\$ 190,364</b>	<b>\$ 195,252</b>	<b>\$ 200,259</b>	<b>\$ 205,453</b>



**Regional District of Okanagan-Similkameen  
2024-2028 Operational Financial Plan  
ELECTORAL AREA PLANNING - 5000**

**LGA Part 26 - No Tax Limit**

		2023 Budget	2024 Budget	2025 Budget	2026 Budget	2027 Budget	2028 Budget
<b>No Tax Limit</b>							
	<b>Revenue</b>	<b>No Tax Limit</b>	<b>No Tax Limit</b>	<b>No Tax Limit</b>	<b>No Tax Limit</b>	<b>No Tax Limit</b>	<b>No Tax Limit</b>
		15.67%	10.67%	4.73%	2.64%	2.59%	8.36%
TAX REQUISITION		1,322,564	1,463,656	1,532,911	1,573,343	1,614,055	1,748,959
DEVELOPMENT APPLICATION FEES		100,000	105,000	110,000	115,000	120,000	120,000
TRANSFER FROM OPERATING RESERVE		30,000	70,000	-	-	-	-
PRIOR YEARS SURPLUS		-	70,000	-	-	-	-
<b>Total Revenue</b>		<b>\$ 1,452,564</b>	<b>\$ 1,708,656</b>	<b>\$ 1,642,911</b>	<b>\$ 1,688,343</b>	<b>\$ 1,734,055</b>	<b>\$ 1,868,959</b>
	<b>Expense</b>						
SALARIES & WAGES		836,962	909,960	937,416	965,695	994,852	1,024,939
NEW FTE AS AUTHORIZED BY THE BOARD SALARIES & WAGES		23,529	68,018	98,319	100,372	102,436	104,544
BOARD OF VARIANCE		769	788	808	828	900	-
APC EXPENSES		1,538	1,576	1,615	1,655	2,000	2,000
<b>ADMINISTRATION CHARGES</b>		<b>76,680</b>	<b>89,393</b>	<b>93,704</b>	<b>96,305</b>	<b>98,978</b>	<b>106,914</b>
BYLAW ENFORCEMENT ALLOCATION		166,254	182,273	188,653	195,256	202,089	209,163
CONSULTANTS		100,000	100,000	100,000	100,000	100,000	100,000
<b>CONSULTANTS CF</b>		<b>-</b>	<b>70,000</b>	<b>-</b>	<b>-</b>	<b>-</b>	<b>-</b>
PLANNING REFERRALS TO SUBDIVISION SERVICING		20,000	20,000	20,000	20,000	20,000	20,000
CONTRACT SERVICES		35,000	-	-	-	-	-
EDUCATION & TRAINING		10,250	15,000	16,000	17,000	18,000	19,000
ENVIRONMENTAL PROJECTS		10,000	10,000	10,000	10,000	10,000	10,000
EQUIPMENT		18,040	18,491	18,953	19,427	20,000	21,000
INSURANCE - LIABILITY		8,482	8,694	8,911	9,134	9,200	93,000
LEGAL FEES		41,000	42,025	43,076	44,153	45,000	46,000
LEGAL FEES - COVENANT REGISTRATIONS		7,000	7,100	7,200	7,300	7,400	7,500
SUPPLIES		9,000	9,100	9,200	9,300	9,400	9,500
ADVERTISING		20,000	15,500	16,500	17,500	18,500	19,000
TRAVEL/LEASING		4,100	4,203	4,308	4,416	4,500	4,500
UTILITIES - TELEPHONE		1,000	2,000	2,100	2,200	2,300	2,300
TRANSFER TO OPERATING RESERVE		58,860	130,332	61,840	63,386	64,000	65,000
CONTINGENCY		4,100	4,203	4,308	4,416	4,500	4,600
<b>Total Expenses</b>		<b>\$ 1,452,564</b>	<b>\$ 1,708,656</b>	<b>\$ 1,642,911</b>	<b>\$ 1,688,343</b>	<b>\$ 1,734,055</b>	<b>\$ 1,868,959</b>



**Regional District of Okanagan-Similkameen  
2024-2028 Operational Financial Plan  
ENVIRONMENTAL CONSERVATION - 5010**

RG 734, RG735 C714,z714,714I,714D, 714A 714C 718E 555,BL 2690, 2016

		2023 Budget	2024 Budget	2025 Budget	2026 Budget	2027 Budget	2028 Budget
\$		640,371					
	<b>Revenue</b>	<b>Compliant</b>	<b>Compliant</b>	<b>Compliant</b>	<b>Compliant</b>	<b>Compliant</b>	<b>Compliant</b>
		-0.07%	-0.17%	0.00%	0.00%	0.00%	0.00%
TAX REQUISITION		449,783	449,036	449,035	449,036	449,035	449,035
<b>Total Revenue</b>		<b>\$ 449,783</b>	<b>\$ 449,036</b>	<b>\$ 449,035</b>	<b>\$ 449,036</b>	<b>\$ 449,035</b>	<b>\$ 449,035</b>
	<b>Expense</b>						
ADMINISTRATION CHARGE		11,656	12,379	12,379	12,379	12,379	12,379
OPERATIONS		39,585	40,179	40,781	41,393	42,221	43,000
GRANTS		398,542	396,478	395,875	395,264	394,435	393,656
<b>Total Expenses</b>		<b>\$ 449,783</b>	<b>\$ 449,036</b>	<b>\$ 449,035</b>	<b>\$ 449,036</b>	<b>\$ 449,035</b>	<b>\$ 449,035</b>



**Regional District of Okanagan-Similkameen  
2024-2028 Operational Financial Plan  
RGS - SUB REGIONAL - 5020**

**BL 2421 & 2770 - No Tax Limit**

		2023 Budget	2024 Budget	2025 Budget	2026 Budget	2027 Budget	2028 Budget
<b>No Tax Limit</b>							
	<b>Revenue</b>	<b>No Tax Limit</b>	<b>No Tax Limit</b>	<b>No Tax Limit</b>	<b>No Tax Limit</b>	<b>No Tax Limit</b>	<b>No Tax Limit</b>
		8.89%	14.65%	2.99%	2.97%	2.88%	4.61%
TAX REQUISITION		45,305	51,943	53,494	55,085	56,674	59,286
<b>Total Revenue</b>		<b>\$ 45,305</b>	<b>\$ 51,943</b>	<b>\$ 53,494</b>	<b>\$ 55,085</b>	<b>\$ 56,674</b>	<b>\$ 59,286</b>
	<b>Expense</b>						
SALARIES & WAGES		30,553	36,412	37,522	38,661	39,840	41,055
SALARIES & WAGES			64	66	68	70	72
<b>ADMINISTRATION CHARGES</b>		<b>1,552</b>	<b>1,892</b>	<b>1,948</b>	<b>2,006</b>	<b>2,064</b>	<b>2,159</b>
CONSULTANTS		10,000	10,250	10,506	10,769	11,000	12,000
INSURANCE - LIABILITY		200	250	300	350	400	500
SUPPLIES		1,000	1,025	1,051	1,077	1,100	1,200
ADVERTISING		2,000	2,050	2,101	2,154	2,200	2,300
<b>Total Expenses</b>		<b>\$ 45,305</b>	<b>\$ 51,943</b>	<b>\$ 53,494</b>	<b>\$ 55,085</b>	<b>\$ 56,674</b>	<b>\$ 59,286</b>



**Regional District of Okanagan-Similkameen  
2024-2028 Operational Financial Plan  
DESTRUCTION OF PESTS - 5500**

Sec 767(5), SLP May 2,1967 - Assessment

		2023 Budget	2024 Budget	2025 Budget	2026 Budget	2027 Budget	2028 Budget
\$		2,649,855					
	<b>Revenue</b>	<b>Compliant</b>	<b>Compliant</b>	<b>Compliant</b>	<b>Compliant</b>	<b>Compliant</b>	<b>Compliant</b>
		-111.98%	-738.58%	14.59%	12.84%	3.27%	3.30%
	TAX REQUISITION	(638)	4,074	4,669	5,268	5,440	5,620
	CONTRACT - OLIVER	275	285	295	305	316	327
	CONTRACT - VILLAGE OF KEREMEOS	275	285	295	305	316	327
	TRANSFER FROM OPERATING RESERVE	6,097	-	-	-	-	-
	<b>Total Revenue</b>	<b>\$ 6,009</b>	<b>\$ 4,644</b>	<b>\$ 5,259</b>	<b>\$ 5,878</b>	<b>\$ 6,072</b>	<b>\$ 6,274</b>
	<b>Expense</b>						
	SALARIES & WAGES	2,261	2,115	2,178	2,244	2,310	2,380
	ADMINISTRATION CHARGES	198	169	192	214	221	229
	OPERATIONS - HEALTH & SAFETY	52	54	56	58	60	62
	CONTRACT SERVICES - SPRAYING	2,500	1,500	2,000	2,500	2,588	2,678
	EDUCATION & TRAINING	259	268	277	287	297	308
	INSURANCE - LIABILITY	19	20	20	21	22	23
	SUPPLIES	50	52	54	55	57	59
	ADVERTISING	200	207	214	222	230	238
	TRAVEL/LEASING	250	259	268	277	287	297
	TRANSFER TO OPERATIONAL RESERVES	220	-	-	-	-	-
	<b>Total Expenses</b>	<b>\$ 6,009</b>	<b>\$ 4,644</b>	<b>\$ 5,259</b>	<b>\$ 5,878</b>	<b>\$ 6,072</b>	<b>\$ 6,274</b>



**Regional District of Okanagan-Similkameen  
2024-2028 Operational Financial Plan  
NUISANCE CONTROL (Regional Service) - 5550**

BL 2198.01, 2008 - Maximum Tax Limit

		2023 Budget	2024 Budget	2025 Budget	2026 Budget	2027 Budget	2028 Budget
\$		31,250					
	<b>Revenue</b>	<b>Compliant</b>	<b>Compliant</b>	<b>Compliant</b>	<b>Compliant</b>	<b>Compliant</b>	<b>Compliant</b>
		-8.13%	9.28%	0.00%	0.00%	0.00%	0.00%
	TAX REQUISITION	23,742	25,945	25,945	25,945	25,945	25,945
	TRANSFER FROM OPERATING RESERVE	2,143	-	-	-	-	-
	PRIOR YEARS SURPLUS	2	-	-	-	-	-
	<b>Total Revenue</b>	\$ 25,887	\$ 25,945	\$ 25,945	\$ 25,945	\$ 25,945	\$ 25,945
	<b>Expense</b>						
	ADMINISTRATION CHARGES	887	945	945	945	945	945
	OP - SW - STARLING CONTROL	25,000	25,000	25,000	25,000	25,000	25,000
	<b>Total Expenses</b>	\$ 25,887	\$ 25,945	\$ 25,945	\$ 25,945	\$ 25,945	\$ 25,945





**Regional District of Okanagan-Similkameen  
2024-2028 Operational Financial Plan  
MOSQUITO CONTROL - 5700**

	2023 Budget	2024 Budget	2025 Budget	2026 Budget	2027 Budget	2028 Budget
<b>Revenue</b>	<b>5.16%</b>	<b>9.66%</b>	<b>4.09%</b>	<b>3.98%</b>	<b>3.53%</b>	<b>3.50%</b>
TAX REQUISITION	170,325	186,776	194,420	202,166	209,310	216,642
TRANSFER FROM RESERVE	10,000	50	50	50	50	50
TRANSFER FROM OPERATING RESERVE		8,000	6,000	5,000	4,000	3,000
MISCELLANEOUS REVENUE	18,000	28,000	28,560	29,131	29,714	30,308
<b>Total Revenue</b>	<b>\$ 198,325</b>	<b>\$ 222,826</b>	<b>\$ 229,030</b>	<b>\$ 236,347</b>	<b>\$ 243,074</b>	<b>\$ 250,000</b>
<b>Expense</b>						
SALARIES & WAGES	95,691	99,885	102,881	105,983	109,148	112,421
SALARIES & WAGES		5,251	5,409	5,572	5,739	5,911
<b>ADMINISTRATION CHARGES</b>	<b>6,571</b>	<b>7,856</b>	<b>8,052</b>	<b>8,255</b>	<b>8,462</b>	<b>8,712</b>
HELICOPTER SPRAYING	35,000	40,000	40,800	41,616	42,448	43,297
OP - W&S - PERMIT FEES	1,035	1,056	1,077	1,099	1,121	1,143
OPERATIONS - HEALTH & SAFETY	518	528	539	550	561	572
CONSULTANTS	500	1,200	1,224	1,248	1,273	1,298
EDUCATION & TRAINING	1,056	1,077	1,099	1,121	1,143	1,166
DEPRECIATION	4,000	4,000	4,000	4,000	4,000	4,000
EQUIPMENT	1,200	1,224	1,248	1,273	1,298	1,324
INSURANCE - LIABILITY	853	870	887	905	923	941
INSURANCE - VEHICLE	2,187	2,231	2,276	2,322	2,368	2,415
SUPPLIES	33,000	40,000	40,800	41,616	42,448	43,297
ADVERTISING	500	510	520	530	541	1,552
TRAVEL/LEASING	13,000	13,260	13,525	13,796	14,072	14,353
UTILITIES - TELEPHONE	714	728	743	758	773	788
TRANSFER TO VEHICLE REPLACEMENT RESERVE		1,000	2,000	3,000	4,000	4,000
TRANSFER TO INTEREST RESERVE		50	50	50	50	50
TRANSFER TO OPERATING RESERVE	2,500	2,100	1,900	2,653	2,706	2,760
<b>Total Expenses</b>	<b>\$ 198,325</b>	<b>\$ 222,826</b>	<b>\$ 229,030</b>	<b>\$ 236,347</b>	<b>\$ 243,074</b>	<b>\$ 250,000</b>



**Regional District of Okanagan-Similkameen  
2024-2028 Operational Financial Plan  
REGIONAL TRAILS - 7720**

RG735 G716, RG734 535, RG73 B16 BL1470.02, - Assessment

	2023 Budget	2024 Budget	2025 Budget	2026 Budget	2027 Budget	2028 Budget
<b>\$</b>	<b>597,301</b>					
	<b>Compliant</b>	<b>Compliant</b>	<b>Compliant</b>	<b>Compliant</b>	<b>Compliant</b>	<b>Compliant</b>
<b>Revenue</b>	<b>9.09%</b>	<b>-5.78%</b>	<b>3.53%</b>	<b>3.17%</b>	<b>3.16%</b>	<b>3.17%</b>
TAX REQUISITION	433,325	408,289	422,708	436,097	449,867	464,107
PARKS REALLOCATION	44,000	45,540	46,997	48,501	50,053	51,655
KVR Trail Mgmt. - PROVINCIAL CONTRIBUTION	5,000	5,175	5,341	5,512	5,688	5,870
TRANSFER FROM CAPITAL RESERVE KVR TRAIL CONST. CHUTE LK TO LITTLE TUNNEL	8,000	8,280	8,545	8,818	9,100	9,391
PRIOR YEARS SURPLUS	5,630	-	-	-	-	-
<b>Total Revenue</b>	<b>\$ 495,955</b>	<b>\$ 467,284</b>	<b>\$ 483,591</b>	<b>\$ 498,928</b>	<b>\$ 514,708</b>	<b>\$ 531,023</b>
<b>Expense</b>						
SALARIES & WAGES	179,298	199,328	205,535	211,934	218,515	225,333
NEW FTE AS AUTHORIZED BY THE BOARD SALARIES & WAGES	8,089	(38,642)	(37,188)	(38,395)	(39,661)	(40,967)
ADMINISTRATION CHARGES	19,273	19,241	19,921	20,552	21,201	21,872
TRAIL MAINTENANCE	20,000	20,400	21,053	21,727	22,422	23,140
ACQUISITION & MANAGEMENT	14,151	15,384	15,877	16,385	16,909	17,451
CONTRACT SERVICES - TRAIL MAINTENANCE	56,375	55,000	56,760	58,576	60,450	62,384
CONTRACT SERVICES	35,378	32,778	32,597	33,702	34,844	36,022
EDUCATION & TRAINING	4,121	4,265	4,401	4,542	4,687	4,837
AMORTIZATION EXPENSE	18,544	19,193	19,807	20,441	21,095	21,770
VEHICLE & EQUIPMENT	16,000	16,560	17,090	17,637	18,201	18,783
PARK/FACILITY IMPROVEMENTS	9,272	9,597	9,904	10,221	10,548	10,886
INSURANCE - PROPERTY	371	378	390	402	415	428
INSURANCE - LIABILITY	1,834	1,898	1,959	2,022	2,087	2,154
INSURANCE - VEHICLE	12,363	12,796	13,205	13,628	14,064	14,514
SUPPLIES - FACILITY	9,787	10,129	10,453	10,788	11,133	11,489
ADVERTISING	2,576	2,666	2,751	2,839	2,930	3,024
TRAVEL AND LEASE	13,393	13,862	14,306	14,764	15,236	15,724
MFA LEASING	24,500	25,358	26,170	27,008	27,872	28,763
TRANSFER TO CAPITAL RESERVE	45,000	46,575	48,065	49,603	51,190	52,828
TRANSFER TO OPERATING RESERVE	5,630	518	535	552	570	588
<b>Total Expenses</b>	<b>\$ 495,955</b>	<b>\$ 467,284</b>	<b>\$ 483,591</b>	<b>\$ 498,928</b>	<b>\$ 514,708</b>	<b>\$ 531,023</b>



**Regional District of Okanagan-Similkameen  
2024-2028 Operational Financial Plan  
TRANSIT - REGIONAL - 8200**

BL 2809 - Assessment

		2023 Budget	2024 Budget	2025 Budget	2026 Budget	2027 Budget	2028 Budget
\$		359,116					
	<b>Revenue</b>	<b>Compliant</b>	<b>Compliant</b>	<b>Compliant</b>	<b>Compliant</b>	<b>Compliant</b>	<b>Compliant</b>
		9.44%	1.50%	3.27%	3.27%	3.27%	3.27%
	TAX REQUISITION	238,993	242,580	250,504	258,689	267,140	275,866
	TRANSIT FARES	60,425	65,474	67,569	69,731	71,962	74,265
	PROVINCIAL GRANT SAFE START	13,032	13,032	13,449	13,879	14,323	14,781
	MISCELLANEOUS REVENUE	18,801	19,337	19,956	20,595	21,254	21,934
	PRIOR YEARS SURPLUS	28,995	-	-	-	-	-
	<b>Total Revenue</b>	<b>\$ 360,246</b>	<b>\$ 340,423</b>	<b>\$ 351,478</b>	<b>\$ 362,894</b>	<b>\$ 374,679</b>	<b>\$ 386,846</b>
	<b>Expense</b>						
	SALARIES & WAGES	38,878	50,920	52,673	54,487	56,361	58,300
	NEW FTE AS AUTHORIZED BY THE BOARD SALARIES & WAGES	673	(16,422)	(16,914)	(17,422)	(17,945)	(18,483)
	ADMINISTRATION CHARGES	11,348	12,369	12,770	13,185	13,613	14,055
	MAINTAINENCE	1,550	1,600	1,651	1,704	1,759	1,815
	OPERATIONS	277,252	289,511	298,775	308,336	318,203	328,385
	TRANSFER TO OPERATING RESERVE	28,995	845	872	900	929	959
	OTHER EXPENSES - MARKETING	1,550	1,600	1,651	1,704	1,759	1,815
	<b>Total Expenses</b>	<b>\$ 360,246</b>	<b>\$ 340,423</b>	<b>\$ 351,478</b>	<b>\$ 362,894</b>	<b>\$ 374,679</b>	<b>\$ 386,846</b>



**Regional District of Okanagan-Similkameen  
2024-2028 Operational Financial Plan  
TRANSIT - SOUTH OKANAGAN - 8600**

2741 - Assessment

	2023 Budget	2024 Budget	2025 Budget	2026 Budget	2027 Budget	2028 Budget
<b>\$</b>	<b>119,417</b>					
<b>Revenue</b>	<b>REVIEW REQUIRED</b>	<b>REVIEW REQUIRED</b>	<b>REVIEW REQUIRED</b>	<b>REVIEW REQUIRED</b>	<b>REVIEW REQUIRED</b>	<b>REVIEW REQUIRED</b>
	3.16%	20.94%	3.20%	3.20%	3.20%	3.20%
TAX REQUISITION	123,322	149,151	153,929	158,857	163,942	169,191
TRANSIT FARES	28,033	29,472	30,415	31,388	32,392	33,429
REGIONAL GRANT - IHA	21,830	21,830	22,529	23,250	23,994	24,762
PRIOR YEARS SURPLUS	59,851	-	-	-	-	-
<b>Total Revenue</b>	<b>\$ 233,036</b>	<b>\$ 200,453</b>	<b>\$ 206,873</b>	<b>\$ 213,495</b>	<b>\$ 220,328</b>	<b>\$ 227,382</b>
<b>Expense</b>						
SALARIES & WAGES	5,589	8,113	8,365	8,622	8,887	9,162
NEW FTE AS AUTHORIZED BY THE BOARD SALARIES & WAGES	673	(6,074)	(6,256)	(6,444)	(6,637)	(6,837)
<b>ADMINISTRATION CHARGES</b>	<b>8,340</b>	<b>9,522</b>	<b>9,827</b>	<b>10,142</b>	<b>10,466</b>	<b>10,801</b>
MAINTENANCE	1,550	-	-	-	-	-
OPERATIONS	167,333	185,592	191,531	197,660	203,985	210,513
TRANSFER TO OP RESERVE	48,351	2,000	2,064	2,130	2,198	2,268
OTHER EXPENSES - MARKETING	1,200	1,300	1,342	1,385	1,429	1,475
<b>Total Expenses</b>	<b>\$ 233,036</b>	<b>\$ 200,453</b>	<b>\$ 206,873</b>	<b>\$ 213,495</b>	<b>\$ 220,328</b>	<b>\$ 227,382</b>



**Regional District of Okanagan-Similkameen  
2024-2028 Operational Financial Plan  
ANIMAL CONTROL - "A", "B", "C", "D", "E", "F", "G", "H", "I" - 9200**

2775, 2017 No Tax Limit

		2023 Budget	2024 Budget	2025 Budget	2026 Budget	2027 Budget	2028 Budget
<b>No Tax Limit</b>		<b>No Tax Limit</b>	<b>No Tax Limit</b>	<b>No Tax Limit</b>	<b>No Tax Limit</b>	<b>No Tax Limit</b>	<b>No Tax Limit</b>
	<b>Revenue</b>	<b>21.53%</b>	<b>4.55%</b>	<b>3.90%</b>	<b>3.73%</b>	<b>-12.72%</b>	<b>4.15%</b>
TAX REQUISITION - ALL AREAS		161,840	169,198	175,798	182,364	159,160	165,762
GRANT IN LIEU OF TAXES		510	515	520	525	536	600
ENFORCEMENT FEES		6,121	6,182	6,244	6,369	6,496	6,600
IMPOUND FEES		1,010	1,030	1,041	1,062	1,083	1,100
LICENSING REVENUE		20,402	20,606	20,812	21,228	51,653	52,500
<b>Total Revenue</b>		<b>\$ 189,883</b>	<b>\$ 197,531</b>	<b>\$ 204,415</b>	<b>\$ 211,548</b>	<b>\$ 218,928</b>	<b>\$ 226,562</b>
	<b>Expense</b>						
ADMINISTRATION CHARGES		8,575	9,478	9,808	10,150	10,505	10,871
BYLAW ENFORCEMENT ALLOCATION		37,786	42,082	43,555	45,080	46,657	48,290
CONTRACTS - ANIMAL CONTROL		138,462	142,830	147,829	153,003	158,358	163,901
LEGAL FEES		2,000	-	-	-	-	-
SUPPLIES		2,060	2,091	2,123	2,165	2,208	2,300
ADVERTISING		1,000	1,050	1,100	1,150	1,200	1,200
<b>Total Expenses</b>		<b>\$ 189,883</b>	<b>\$ 197,531</b>	<b>\$ 204,415</b>	<b>\$ 211,548</b>	<b>\$ 218,928</b>	<b>\$ 226,562</b>



**Regional District of Okanagan-Similkameen**  
**2024-2028 Operational Financial Plan**  
**REGIONAL ECONOMIC DEVELOPMENT (OK FILM) - 9390**

BL 2743 - Assessment

		2023 Budget	2024 Budget	2025 Budget	2026 Budget	2027 Budget	2028 Budget
\$		42,249					
	<b>Revenue</b>	<b>Compliant</b>	<b>Compliant</b>	<b>Compliant</b>	<b>Compliant</b>	<b>Compliant</b>	<b>Compliant</b>
		0.17%	10.63%	0.00%	0.00%	-9.40%	10.38%
TAX REQUISITION		36,242	40,093	40,093	40,093	36,323	40,093
<b>Total Revenue</b>		\$ 36,242	\$ 40,093	\$ 40,093	\$ 40,093	\$ 36,323	\$ 40,093
	<b>Expense</b>						
ADMINISTRATION CHARGE		1,242	1,460	1,460	1,460	1,323	1,460
GRANT OK FILM COMM		35,000	38,633	38,633	38,633	35,000	38,633
<b>Total Expenses</b>		\$ 36,242	\$ 40,093	\$ 40,093	\$ 40,093	\$ 36,323	\$ 40,093



**Regional District of Okanagan-Similkameen  
2024-2028 Operational Financial Plan  
ELECTORAL AREA "I" - RURAL PROJECTS - 0350**

SLP, 1966 - No Tax Limit

		2023 Budget	2024 Budget	2025 Budget	2026 Budget	2027 Budget	2028 Budget
<b>No Tax Limit</b>		<b>No Tax Limit</b>	<b>No Tax Limit</b>	<b>No Tax Limit</b>	<b>No Tax Limit</b>	<b>No Tax Limit</b>	<b>No Tax Limit</b>
	<b>Revenue</b>	<b>-13.35%</b>	<b>6.64%</b>	<b>1.93%</b>	<b>2.13%</b>	<b>2.31%</b>	<b>1.10%</b>
TAX REQUISITION		34,439	36,726	37,436	38,235	39,117	39,547
PRIOR YEARS SURPLUS		9,300	-	-	-	-	-
<b>Total Revenue</b>		<b>\$ 43,739</b>	<b>\$ 36,726</b>	<b>\$ 37,436</b>	<b>\$ 38,235</b>	<b>\$ 39,117</b>	<b>\$ 39,547</b>
	<b>Expense</b>						
SALARIES & WAGES		7,317	8,812	9,092	9,383	9,681	9,989
SALARIES & WAGES			240	247	255	263	270
ADMINISTRATION CHARGES		1,180	1,338	1,364	1,393	1,425	1,440
INSURANCE - LIABILITY		40	41	41	43	44	48
TRAVEL - UBCM & OMMA CONVENTION		6,305	6,400	6,496	6,600	6,732	6,800
TRANSFER TO OPERATING RESERVE		9,300	-	-	-	-	-
CONTINGENCY		19,597	19,895	20,196	20,561	20,972	21,000
<b>Total Expenses</b>		<b>\$ 43,739</b>	<b>\$ 36,726</b>	<b>\$ 37,436</b>	<b>\$ 38,235</b>	<b>\$ 39,117</b>	<b>\$ 39,547</b>



**Regional District of Okanagan-Similkameen  
2024-2028 Operational Financial Plan  
VICTIM SERVICES AREAS "D","E","F","I" - 0425**

RG735 d716,I716,E716,F716 BL2750 2016 - Assessment

	2023 Budget	2024 Budget	2025 Budget	2026 Budget	2027 Budget	2028 Budget
<b>\$</b>	<b>16,514</b>					
<b>Revenue</b>	<b>Compliant</b>	<b>Compliant</b>	<b>Compliant</b>	<b>Compliant</b>	<b>Compliant</b>	<b>Compliant</b>
	11.54%	1.25%	3.20%	3.20%	3.20%	3.20%
TAX REQUISITION	\$ 9,737	\$ 9,859	\$ 10,175	\$ 10,500	\$ 10,837	\$ 11,183
TRANSFER FROM OPERATIONAL RESERVE	100	-	-	-	-	-
PRIOR YEARS SURPLUS	778	-	-	-	-	-
<b>Total Revenue</b>	<b>\$ 10,615</b>	<b>\$ 9,859</b>	<b>\$ 10,175</b>	<b>\$ 10,500</b>	<b>\$ 10,837</b>	<b>\$ 11,183</b>
<b>Expense</b>						
ADMINISTRATION CHARGE	337	359	371	382	395	407
CONTRACTS & AGREEMENTS	9,500	9,500	9,804	10,118	10,442	10,776
TRANSFER TO OPERATING RESERVE	778	-	-	-	-	-
<b>Total Expenses</b>	<b>\$ 10,615</b>	<b>\$ 9,859</b>	<b>\$ 10,175</b>	<b>\$ 10,500</b>	<b>\$ 10,837</b>	<b>\$ 11,183</b>





**Regional District of Okanagan-Similkameen  
2024-2028 Operational Financial Plan  
FIRE PROTECTION - KALEDEN - 1600**

H715 & H714 BL 1238,1991 - Assessment

	2023 Budget	2024 Budget	2025 Budget	2026 Budget	2027 Budget	2028 Budget
<b>\$</b>	<b>1,120,354</b>					
<b>Revenue</b>	<b>Compliant</b>	<b>Compliant</b>	<b>Compliant</b>	<b>Compliant</b>	<b>Compliant</b>	<b>Compliant</b>
	7.99%	8.02%	7.48%	6.50%	5.84%	4.15%
TAX REQUISITION	375,014	405,076	435,392	463,692	490,771	511,157
GRANT IN LIEU OF TAXES	11,600	5,800	5,800	5,800	5,800	5,800
TRANSFER FROM RESERVE	-	12,500	38,000	32,000	30,000	30,000
PRIOR YEARS SURPLUS	48,000	-	-	-	-	-
<b>Total Revenue</b>	<b>\$ 434,614</b>	<b>\$ 423,376</b>	<b>\$ 479,192</b>	<b>\$ 501,492</b>	<b>\$ 526,571</b>	<b>\$ 546,957</b>
<b>Expense</b>						
SALARIES & WAGES	1,359	872	902	934	966	1,001
NEW FTE AS AUTHORIZED BY THE BOARD SALARIES & WAGES	-	-	-	-	-	-
HONORARIUMS - FIREFIGHTERS	168,000	170,750	179,300	188,300	197,800	207,700
PAYROLL OVERHEAD - WCB	22,000	22,660	23,340	24,040	24,761	25,256
<b>ADMINISTRATION CHARGES</b>	<b>14,190</b>	<b>16,476</b>	<b>17,139</b>	<b>17,825</b>	<b>18,548</b>	<b>19,287</b>
BUILDING MAINTENANCE	8,000	5,000	5,150	5,305	5,464	5,628
TRAINING GROUND MAINTENANCE		4,000	4,120	4,244	4,371	4,502
SMALL EQUIPMENT MAINTENANCE	2,000	2,000	2,060	2,122	2,185	2,251
VEHICLE MTNCE - RESCUE #1	4,000	4,000	4,120	4,244	4,371	4,502
VEHICLE MTNCE - VEHICLE #2	10,000	4,000	4,120	4,244	4,371	4,502
VEHICLE MTNCE - VEHICLE #3	4,000	4,000	4,120	4,244	4,371	4,502
VEHICLE MTNCE - TENDER #4	4,000	4,000	4,120	4,244	4,371	4,502
VEHICLE MTNCE - TENDER #5		4,000	4,120	4,244	4,371	4,502
EQUPT MTNCE -FF- RADIO & PAGE	1,500	1,500	1,545	1,591	1,639	1,688
EQUPT MTNCE - FF - SCBA	2,500	10,000	10,500	11,025	11,600	12,200
EQPMT MTNCE - FIRST RESPONDERS	2,000	3,000	3,090	3,183	3,278	3,377
OP - FD - LICENSES & PERMITS	1,600	1,648	1,697	1,748	1,801	1,837
PROVINCIAL GRANT	4,000	-	-	-	-	-
FIRESMART		4,000	4,000	4,000	4,000	4,000
CONTRACT SERVICES	7,500	5,000	5,000	5,000	5,000	5,000
EDUCATION & TRAINING	10,000	20,000	20,600	21,218	21,855	22,510
PUBLIC EDUCATION	5,000	2,000	2,060	2,122	2,185	2,251
EQUIPMENT - FIREFIGHTING	-	13,000	13,390	13,792	14,205	14,632
INSURANCE - PROPERTY	3,665	3,200	3,264	3,329	3,396	3,464
INSURANCE - LIABILITY	600	700	714	656	675	689
INSURANCE - FIREFIGHTERS ACCIDENT	3,500	3,570	3,641	3,641	3,641	3,641
INSURANCE - VEHICLE	6,000	5,000	5,150	5,305	5,464	5,628
SUPPLIES - OFFICE	4,700	5,000	5,150	5,305	5,464	5,628
SUPPLIES - FIREFIGHTING	10,000	5,000	5,150	5,305	5,464	5,628
TRAVEL/LEASING	4,000	5,000	5,150	5,305	5,464	5,628
UTILITIES	8,000	12,000	12,420	12,855	13,305	13,770
UTILITIES - TELEPHONE	2,100	2,000	2,060	2,122	2,185	2,251
TRANSFER TO RESERVE	50,400	80,000	112,000	115,000	120,000	125,000
TRANSFER TO OPERATIONAL RESERVE	50,000	-	10,000	15,000	20,000	20,000
CONTINGENCIES	20,000	-	-	-	-	-
<b>Total Expenses</b>	<b>\$ 434,614</b>	<b>\$ 423,376</b>	<b>\$ 479,192</b>	<b>\$ 501,492</b>	<b>\$ 526,571</b>	<b>\$ 546,957</b>



**Regional District of Okanagan-Similkameen  
2024-2028 Operational Financial Plan  
FIRE PROTECTION - APEX - 1900**

Maximum

Account Description	2023 Budget	2024 Budget	2025 Budget	2026 Budget	2027 Budget	2028 Budget
<b>\$</b>	<b>REVIEW REQUIRED</b>	<b>REVIEW REQUIRED</b>	<b>REVIEW REQUIRED</b>	<b>REVIEW REQUIRED</b>	<b>REVIEW REQUIRED</b>	<b>REVIEW REQUIRED</b>
<b>Revenue</b>	<b>3.50%</b>	<b>0.71%</b>	<b>1.39%</b>	<b>1.43%</b>	<b>1.39%</b>	<b>2.01%</b>
TAX REQUISITION	376,617	379,302	384,588	390,075	395,507	403,469
<b>Total Revenue</b>	<b>\$376,617</b>	<b>\$379,302</b>	<b>\$384,588</b>	<b>\$390,075</b>	<b>\$395,507</b>	<b>\$403,469</b>
<b>Expense</b>						
SALARIES & WAGES	3,722	5,744	5,919	6,104	6,289	6,484
NEW FTE AS AUTHORIZED BY THE BOARD SALARIES & WAGES		(4,872)	(5,018)	(5,169)	(5,324)	(5,483)
HONORARIUMS - FIREFIGHTERS	40,000	41,000	42,025	43,076	44,153	45,698
STIPENDS - OFFICERS	19,200	19,680	20,172	20,676	21,193	21,935
FIREFIGHTER BENEFITS	13,900	14,248	14,604	14,969	15,343	15,880
<b>ADMINISTRATION CHARGES</b>	<b>8,287</b>	<b>8,904</b>	<b>9,127</b>	<b>9,355</b>	<b>9,587</b>	<b>9,923</b>
EQUIPMENT MAINTENANCE - SCBA	2,500	2,563	2,627	2,692	2,760	2,857
EQUIPMENT MAINTENANCE - AIR COMPRESSOR	500	513	525	538	552	571
EQUIPMENT MAINTENANCE - RADIOS	2,500	2,563	2,627	2,692	2,760	2,857
EQUIPMENT MAINTENANCE - LADDER TEST ETC.	2,000	2,050	2,101	2,154	2,208	2,285
VEHICLE EXPENSE - ENGINE 1	1,500	1,538	1,576	1,615	1,656	1,714
VEHICLE EXPENSE - RESCUE 1 E-ONE	7,000	7,176	7,356	7,538	7,728	7,998
VEHICLE EXPENSE - FUEL	2,500	2,563	2,627	2,692	2,706	2,801
OP - FD - LICENSES & PERMITS	600	615	630	646	662	685
EDUCATION & TRAINING	20,000	20,500	21,013	21,538	22,076	22,849
EQUIPMENT - MISC. FOAM, TOOLS, ETC.	24,000	24,600	25,215	25,845	26,492	27,419
INSURANCE - PROPERTY	5,000	5,125	5,253	5,384	5,519	5,712
INSURANCE - LIABILITY	500	513	525	538	552	571
INSURANCE - FF ACCIDENT	14,000	14,350	14,709	15,076	15,453	15,994
INSURANCE - VEHICLE	4,500	4,613	4,728	4,846	4,967	5,141
SUPPLIES - OFFICE	1,300	1,333	1,366	1,400	1,435	1,485
SUPPLIES - HALL	3,000	3,075	3,152	3,231	3,311	3,427
UTILITIES - TELEPHONE/INTERNET - TELUS	3,000	3,075	3,152	3,231	3,311	3,427
INTEREST PAYMENT (Bylaw 2937/2921)	77,400	77,400	77,400	77,400	77,400	77,400
PRINCIPAL PAYMENT (Bylaw 2937/2921)	90,708	90,708	90,708	90,708	90,708	90,708
TRANSFER TO CAPITAL RESERVE	25,000	25,625	26,266	26,992	27,595	28,561
OTHER EXPENSES - MISC.	4,000	4,100	4,203	4,308	4,415	4,570
<b>Total Expenses</b>	<b>\$376,617</b>	<b>\$379,302</b>	<b>\$384,588</b>	<b>\$390,075</b>	<b>\$395,507</b>	<b>\$403,469</b>



**Regional District of Okanagan-Similkameen**  
**2024-2028 Operational Financial Plan**  
**UNSIGHTLY/UNTIDY PREMISES - AREAS "D" & "I" - 2600**

2325, 2004 - No Tax Limit

		2023 Budget	2024 Budget	2025 Budget	2026 Budget	2027 Budget	2028 Budget
<b>No Tax Limit</b>		<b>No Tax Limit</b>	<b>No Tax Limit</b>	<b>No Tax Limit</b>	<b>No Tax Limit</b>	<b>No Tax Limit</b>	<b>No Tax Limit</b>
	<b>Revenue</b>	<b>1.59%</b>	<b>1.83%</b>	<b>3.44%</b>	<b>3.44%</b>	<b>3.45%</b>	<b>3.45%</b>
	TAX REQUISITION	61,059	62,178	64,318	66,533	68,825	71,198
	PRIOR YEARS SURPLUS	14,142	-	-	-	-	-
	<b>Total Revenue</b>	<b>\$ 75,201</b>	<b>\$ 62,178</b>	<b>\$ 64,318</b>	<b>\$ 66,533</b>	<b>\$ 68,825</b>	<b>\$ 71,198</b>
	<b>Expense</b>						
	ADMINISTRATION CHARGES	2,160	2,265	2,343	2,423	2,507	2,593
	BYLAW ENFORCEMENT	52,899	58,913	60,975	63,109	65,318	67,604
	CONTRACT SERVICES	5,000	1,000	1,000	1,000	1,000	1,000
	LEGAL FEES	3,000	-	-	-	-	-
	TRANSFER TO RESERVE	12,142	-	-	-	-	-
	<b>Total Expenses</b>	<b>\$ 75,201</b>	<b>\$ 62,178</b>	<b>\$ 64,318</b>	<b>\$ 66,533</b>	<b>\$ 68,825</b>	<b>\$ 71,198</b>



**Regional District of Okanagan-Similkameen  
2024-2028 Operational Financial Plan  
NOISE BYLAWS AREAS "D", "F", "I" - 2700**

BL 1436.01, 2004 - Tax based on Assessment

		2023 Budget	2024 Budget	2025 Budget	2026 Budget	2027 Budget	2028 Budget
\$		126,051					
	<b>Revenue</b>	<b>COMPLIANT</b>	<b>COMPLIANT</b>	<b>COMPLIANT</b>	<b>COMPLIANT</b>	<b>COMPLIANT</b>	<b>COMPLIANT</b>
		0.29%	-2.47%	3.61%	3.59%	3.58%	3.56%
	TAX REQUISITION - AREA 'D', AREA 'F', AREA 'I'	28,996	28,279	29,300	30,353	31,440	32,560
	PRIOR YEARS SURPLUS	456	-	-	-	-	-
	<b>Total Revenue</b>	<b>\$ 29,452</b>	<b>\$ 28,279</b>	<b>\$ 29,300</b>	<b>\$ 30,353</b>	<b>\$ 31,440</b>	<b>\$ 32,560</b>
	<b>Expense</b>						
	ADMINISTRATION CHARGES	982	1,030	1,067	1,106	1,145	1,186
	BYLAW ENFORCEMENT	22,672	25,249	26,133	27,048	27,994	28,974
	CONTRACT SERVICES	5,000	2,000	2,100	2,200	2,300	2,400
	TRANSFER TO RESERVE	798	-	-	-	-	-
	<b>Total Expenses</b>	<b>\$ 29,452</b>	<b>\$ 28,279</b>	<b>\$ 29,300</b>	<b>\$ 30,353</b>	<b>\$ 31,440</b>	<b>\$ 32,560</b>



**Regional District of Okanagan-Similkameen**  
**2024-2028 Operational Financial Plan**  
**WATER SYSTEM - APEX CIRCLE CAPITAL - 3901**

RG731 v 716, BL 2633,2013

		2023 Budget	2024 Budget	2025 Budget	2026 Budget	2027 Budget	2028 Budget
		Check Parcels	Check Parcels	Check Parcels	Check Parcels	Check Parcels	Check Parcels
<b>Revenue</b>							
		0.01%	-4.48%	20.83%	0.00%	0.00%	0.00%
PARCEL TAX		4,936	4,715	5,697	5,697	5,697	5,697
TRANSFER FROM OPERATIONAL RESERVE		-	335	-	-	-	-
<b>Total Revenue</b>		\$ 4,936	\$ 5,050	\$ 5,697	\$ 5,697	\$ 5,697	\$ 5,697
<b>Expense</b>							
ADMINISTRATION CHARGE		8	-	-	-	-	-
DEBT INTEREST (Bylaw 2647/2589)		2,294	2,716	3,142	3,142	3,142	3,142
DEBT PRINCIPAL (Bylaw 2647/2589)		2,334	2,334	2,555	2,555	2,555	2,555
CONTINGENCY		300	-	-	-	-	-
<b>Total Expenses</b>		\$ 4,936	\$ 5,050	\$ 5,697	\$ 5,697	\$ 5,697	\$ 5,697



**Regional District of Okanagan-Similkameen  
2024-2028 Operational Financial Plan  
APEX MTN SOLID WASTE TRANSFER STATION - 4310**

D716, BL2593, 2012 - Assessment

		2023 Budget	2024 Budget	2025 Budget	2026 Budget	2027 Budget	2028 Budget
\$		557,859					
	<b>Revenue</b>	<b>Compliant</b>	<b>Compliant</b>	<b>Compliant</b>	<b>Compliant</b>	<b>Compliant</b>	<b>Compliant</b>
		15.09%	17.95%	12.00%	3.21%	3.35%	3.57%
		2.22%	0.00%	0.00%	0.00%	0.00%	0.00%
TAX REQUISITION		84,262	99,384	111,314	114,890	118,742	122,976
USER FEES		73,173	73,173	73,173	73,173	73,173	73,173
TRANSFER FROM OPERATING RESERVE		2,000	-	-	-	-	-
<b>Total Revenue</b>		<b>\$ 159,435</b>	<b>\$ 172,557</b>	<b>\$ 184,487</b>	<b>\$ 188,063</b>	<b>\$ 191,915</b>	<b>\$ 196,149</b>
	<b>Expense</b>						
SALARIES & WAGES		17,168	17,768	18,322	18,890	19,473	20,082
SALARIES & WAGES			4,732	6,264	6,429	6,598	6,771
<b>ADMINISTRATION CHARGES</b>		<b>5,040</b>	<b>5,770</b>	<b>6,027</b>	<b>6,188</b>	<b>6,521</b>	<b>6,713</b>
IT SUPPORT COSTS		3,250	3,348	3,448	3,551	3,658	3,768
OP-SW-TIPPING FEES		16,761	16,761	16,761	16,761	16,761	16,761
CONTRACT SERVICES - MAINTENANCE		25,101	25,101	26,372	27,031	27,707	28,678
OPERATIONS AND MAINTENANCE		4,000	4,000	4,140	4,285	4,435	4,590
CONTRACT SERVICES - RECYCLING		8,000	8,000	8,280	8,571	8,870	9,180
CONTRACT SERVICES - GARBAGE		15,682	16,000	16,560	17,140	17,739	18,360
CONTRACT SERVICES - LARGE ITEM COLLECTION		8,778	9,000	9,315	9,641	9,978	10,328
EDUCATION		5,000	4,000	4,140	4,285	4,435	4,590
INSURANCE - PROPERTY		1,798	1,809	1,872	1,938	2,006	2,076
INSURANCE - LIABILITY		1,350	1,350	1,397	1,446	1,497	1,549
LEGAL FEES		100	100	104	107	111	115
ADVERTISING - PUBLIC EDUCATION		1,300	1,000	1,035	1,071	1,109	1,148
TRAVEL/LEASING		1,523	1,523	1,576	1,631	1,689	1,748
UTILITIES		3,000	3,000	3,105	3,214	3,326	3,443
DEBT INTEREST (Bylaw 2887/2843) + (Bylaw 2887/2669)		14,228	14,229	14,229	14,229	14,229	14,229
DEBT PRINCIPAL (Bylaw 2887/2843) + (Bylaw 2887/2669)		20,856	29,427	29,427	29,427	29,427	29,427
TRANSFER TO RESERVE		4,500	3,639	4,613	4,728	4,846	4,943
TRANSFER TO OPERATING RESERVE		2,000	2,000	7,500	7,500	7,500	7,650
<b>Total Expenses</b>		<b>\$ 159,435</b>	<b>\$ 172,557</b>	<b>\$ 184,487</b>	<b>\$ 188,063</b>	<b>\$ 191,915</b>	<b>\$ 196,149</b>



**Regional District of Okanagan-Similkameen  
2024-2028 Operational Financial Plan  
RECREATION COMMISSION - KALEDEN - 7530**

N715, N714 - Assessment

	2023 Budget	2024 Budget	2025 Budget	2026 Budget	2027 Budget	2028 Budget
<b>\$</b>	<b>232,000</b>					
<b>Revenue</b>	<b>REVIEW REQUIRED</b>	<b>REVIEW REQUIRED</b>	<b>REVIEW REQUIRED</b>	<b>REVIEW REQUIRED</b>	<b>REVIEW REQUIRED</b>	<b>REVIEW REQUIRED</b>
	<b>23.96%</b>	<b>10.32%</b>	<b>3.12%</b>	<b>2.66%</b>	<b>2.59%</b>	<b>2.62%</b>
TAX REQUISITION	271,089	299,061	308,386	316,577	324,780	333,276
GRANT IN LIEU OF TAXES	3,910	-	-	-	-	-
COMMUNITY WORKS GAS TAX FUNDING	18,500	-	-	-	-	-
RENTAL REVENUE - LIBRARY	13,000	13,455	13,886	14,330	14,789	15,262
RENTAL REVENUE - HALL	15,123	4,000	4,128	4,260	4,396	4,537
RENTAL REVENUE - HOTEL SITE	4,080	3,000	3,096	3,195	3,297	3,403
OFF PREMISE RENTALS	1,020	-	-	-	-	-
USER FEES - RECREATION PROGRAMS	3,315	5,500	5,676	5,858	6,045	6,238
TRANSFER FROM RESERVE - GAS TAX	-	8,763	9,043	9,332	9,630	9,938
PROVINCIAL GRANT -AGE FRIENDLY	25,000	-	-	-	-	-
DONATIONS	5,000	-	-	-	-	-
<b>Total Revenue</b>	<b>\$ 360,037</b>	<b>\$ 333,779</b>	<b>\$ 344,215</b>	<b>\$ 353,552</b>	<b>\$ 362,937</b>	<b>\$ 372,654</b>
<b>Expense</b>						
SALARIES & WAGES	119,955	131,263	135,155	139,157	143,053	147,102
NEW FTE AS AUTHORIZED BY THE BOARD SALARIES & WAGES	4,979	(515)	764	730	692	653
PART TIME WAGES - REC INSTRUCTORS	5,075	4,331	4,470	4,613	4,761	4,913
WAGES - SUMMER STAFF	1,545	2,599	2,682	2,768	2,857	2,948
<b>ADMINISTRATION CHARGES</b>	<b>12,849</b>	<b>14,070</b>	<b>14,570</b>	<b>15,017</b>	<b>15,467</b>	<b>15,932</b>
IS	2,250	2,329	2,404	2,481	2,560	2,642
BUILDING MAINTENANCE	3,091	3,199	3,301	3,407	3,516	3,629
CONTRACT P&R - KALEDEN REC COMMISSION	18,000	19,000	19,608	20,235	20,883	21,551
CONTRACT SERVICES	33,732	36,412	37,576	38,780	40,023	41,306
CONTRACT SERVICES -AGE FRIENDLY	25,000	-	-	-	-	-
EDUCATION & TRAINING	1,929	1,997	2,061	2,128	2,197	2,268
PARKS IMPROVEMENTS	18,500	8,763	9,043	9,332	9,630	9,938
INSURANCE - PROPERTY	14,950	15,249	15,737	16,241	16,761	17,297
INSURANCE - LIABILITY	4,000	4,348	4,487	4,631	4,779	4,932
SUPPLIES - RECREATION	5,151	5,331	5,501	5,678	5,859	6,047
SUPPLIES - PARKS	12,686	18,135	18,715	19,314	19,931	20,570
SUPPLIES - P&R - PROGRAMS	1,030	1,066	1,100	1,135	1,171	1,208
SPECIAL EVENTS	1,500	1,553	1,603	1,654	1,707	1,762
ADVERTISING	3,297	3,413	3,522	3,634	3,751	3,871
TRAVEL/LEASING	11,775	12,187	12,577	12,979	13,394	13,822
UTILITIES	8,227	8,515	8,788	9,069	9,358	9,657
TRANSFER TO RESERVE	50,000	40,000	40,000	40,000	40,000	40,000
TRANSFER TO OPERATING RESERVE	516	534	551	569	587	606
<b>Total Expenses</b>	<b>\$ 360,037</b>	<b>\$ 333,779</b>	<b>\$ 344,215</b>	<b>\$ 353,552</b>	<b>\$ 362,937</b>	<b>\$ 372,654</b>



**Regional District of Okanagan-Similkameen  
2024-2028 Operational Financial Plan  
GRANT-IN-AID - AREA "I" - 8010**

LGA Part 5 Section 176(1) - Assessment

		2023 Budget	2024 Budget	2025 Budget	2026 Budget	2027 Budget	2028 Budget
\$		115,700					
	<b>Revenue</b>	<b>COMPLIANT</b>	<b>COMPLIANT</b>	<b>COMPLIANT</b>	<b>COMPLIANT</b>	<b>COMPLIANT</b>	<b>COMPLIANT</b>
		-12.73%	56.34%	23.87%	0.00%	0.00%	0.00%
	TAX REQUISITION	5,359	8,378	10,378	10,378	10,378	10,378
	TRANSFER FROM RESERVE	2,996	2,000	-	-	-	-
	PRIOR YEARS SURPLUS	2,000	-	-	-	-	-
	<b>Total Revenue</b>	\$ 10,355	\$ 10,378	\$ 10,378	\$ 10,378	\$ 10,378	\$ 10,378
	<b>Expense</b>						
	ADMINISTRATION CHARGE	355	378	378	378	378	378
	GRANTS IN AID	10,000	10,000	10,000	10,000	10,000	10,000
	<b>Total Expenses</b>	\$ 10,355	\$ 10,378	\$ 10,378	\$ 10,378	\$ 10,378	\$ 10,378





**Regional District of Okanagan-Similkameen  
2024-2028 Operational Financial Plan  
ECONOMIC DEVELOPMENT - AREA "I" - 9330**

**Bylaw 2019 No Tax Limit**

		2023 Budget	2024 Budget	2025 Budget	2026 Budget	2027 Budget	2028 Budget
<b>No Tax Limit</b>		<b>No Tax Limit</b>	<b>No Tax Limit</b>	<b>No Tax Limit</b>	<b>No Tax Limit</b>	<b>No Tax Limit</b>	<b>No Tax Limit</b>
	<b>Revenue</b>	<b>85.32%</b>	<b>-12.28%</b>	<b>0.00%</b>	<b>0.00%</b>	<b>0.00%</b>	<b>0.00%</b>
	TAX REQUISITION	5,700	5,000	5,000	5,000	5,000	5,000
	TRANSFER FROM OPERATIONAL RESERVE	2,000	5,284	5,284	5,284	5,284	5,284
	<b>Total Revenue</b>	<b>\$ 7,700</b>	<b>\$ 10,284</b>	<b>\$ 10,284</b>	<b>\$ 10,284</b>	<b>\$ 10,284</b>	<b>\$ 10,284</b>
	<b>Expense</b>						
	ADMINISTRATION CHARGES	200	284	284	284	284	284
	CONTRACT SERVICES	5,000	10,000	10,000	10,000	10,000	10,000
	LEVERAGE FUNDS (BRER) ECONOMIC DEVELOPMENT	2,500	-	-	-	-	-
	<b>Total Expenses</b>	<b>\$ 7,700</b>	<b>\$ 10,284</b>	<b>\$ 10,284</b>	<b>\$ 10,284</b>	<b>\$ 10,284</b>	<b>\$ 10,284</b>



**Regional District of Okanagan-Similkameen  
2024-2028 Operational Financial Plan  
STERILE INSECT RELEASE PROGRAM - 6000**

1101, 1989 - Assessment

		2023 Budget	2024 Budget	2025 Budget	2026 Budget	2027 Budget	2028 Budget
\$		2,992,268					
	<b>Revenue</b>	<b>Compliant</b>	<b>Compliant</b>	<b>Compliant</b>	<b>Compliant</b>	<b>Compliant</b>	<b>Compliant</b>
		16.21%	6.42%	6.04%	5.97%	5.89%	4.02%
TAX REQUISITION		485,451	516,622	547,846	580,526	614,724	639,408
PARCEL TAX		508,737	518,912	529,290	539,876	550,674	572,786
GRANT IN LIEU OF TAXES		4,500	4,500	4,500	4,500	4,500	4,500
PRIOR YEARS SURPLUS		(353)	-	-	-	-	-
<b>Total Revenue</b>		<b>\$ 998,335</b>	<b>\$ 1,040,034</b>	<b>\$ 1,081,636</b>	<b>\$ 1,124,902</b>	<b>\$ 1,169,898</b>	<b>\$ 1,216,694</b>
	<b>Expense</b>						
ADMINISTRATION CHARGES		25,871	28,672	29,819	31,012	32,252	33,542
TRANSFER TO SIR		972,464	1,011,362	1,051,817	1,093,890	1,137,646	1,183,152
<b>Total Expenses</b>		<b>\$ 998,335</b>	<b>\$ 1,040,034</b>	<b>\$ 1,081,636</b>	<b>\$ 1,124,902</b>	<b>\$ 1,169,898</b>	<b>\$ 1,216,694</b>



**Regional District of Okanagan-Similkameen  
2024-2028 Operational Financial Plan  
OKANAGAN BASIN WATER BOARD - 6500**

Limit Based on Assessment

		2023 Budget	2024 Budget	2025 Budget	2026 Budget	2027 Budget	2028 Budget
\$		887,906					
	<b>Revenue</b>	<b>Compliant</b>	<b>Compliant</b>	<b>Compliant</b>	<b>Compliant</b>	<b>REVIEW SOON</b>	<b>REVIEW SOON</b>
		3.85%	2.67%	2.50%	2.50%	2.50%	3.52%
TAX REQUISITION		772,633	793,296	813,129	833,457	854,294	884,381
<b>Total Revenue</b>		<b>\$ 772,633</b>	<b>\$ 793,296</b>	<b>\$ 813,129</b>	<b>\$ 833,457</b>	<b>\$ 854,294</b>	<b>\$ 884,381</b>
	<b>Expense</b>						
ADMINISTRATION CHARGES		20,022	21,870	22,417	22,977	23,552	24,381
TRANSFER TO OBWB		752,611	771,426	790,712	810,480	830,742	860,000
<b>Total Expenses</b>		<b>\$ 772,633</b>	<b>\$ 793,296</b>	<b>\$ 813,129</b>	<b>\$ 833,457</b>	<b>\$ 854,294</b>	<b>\$ 884,381</b>



**Regional District of Okanagan-Similkameen  
2024-2028 Operational Financial Plan  
OKANAGAN REGIONAL LIBRARY - 9900**

**BI 1906 - No Tax Limit**

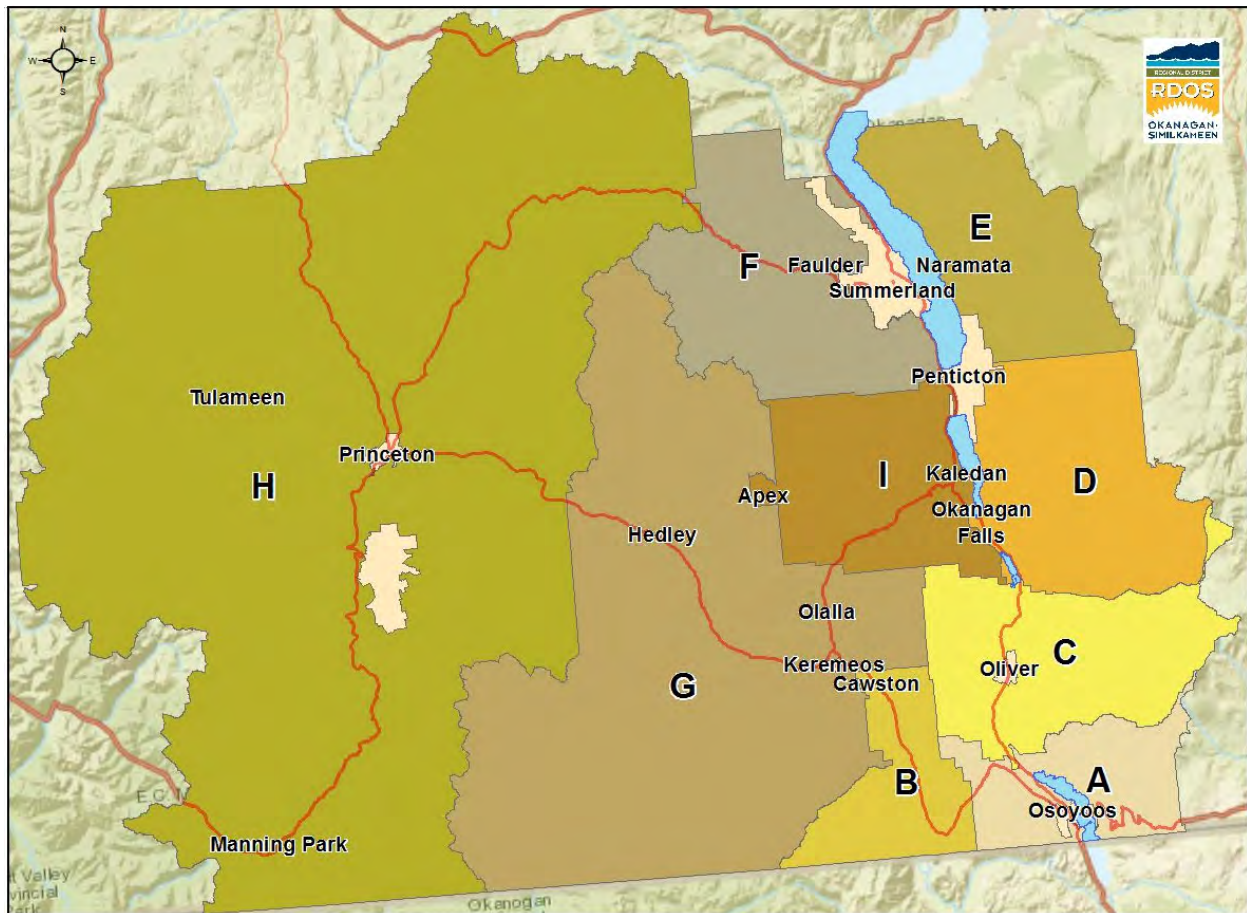
		2023 Budget	2024 Budget	2025 Budget	2026 Budget	2027 Budget	2028 Budget
<b>No Tax Limit</b>		<b>No Tax Limit</b>	<b>No Tax Limit</b>	<b>No Tax Limit</b>	<b>No Tax Limit</b>	<b>No Tax Limit</b>	<b>No Tax Limit</b>
	<b>Revenue</b>	<b>5.36%</b>	<b>3.19%</b>	<b>3.01%</b>	<b>3.01%</b>	<b>3.01%</b>	<b>0.72%</b>
TAX REQUISITION		935,777	965,623	994,715	1,024,619	1,055,421	1,062,984
GRANT IN LIEU OF TAXES		6,121	6,182	6,244	6,369	6,496	6,500
PRIOR YEARS SURPLUS		343	-	-	-	-	-
<b>Total Revenue</b>		<b>\$ 942,241</b>	<b>\$ 971,805</b>	<b>\$ 1,000,959</b>	<b>\$ 1,030,988</b>	<b>\$ 1,061,917</b>	<b>\$ 1,069,484</b>
	<b>Expense</b>						
ADMINISTRATION CHARGES		24,409	26,791	27,595	28,423	29,275	29,484
TRANSFER TO OPERATIONAL RESERVE		343	-	-	-	-	-
TRANSFER TO OKANAGAN LIBRARY		917,489	945,014	973,364	1,002,565	1,032,642	1,040,000
<b>Total Expenses</b>		<b>\$ 942,241</b>	<b>\$ 971,805</b>	<b>\$ 1,000,959</b>	<b>\$ 1,030,988</b>	<b>\$ 1,061,917</b>	<b>\$ 1,069,484</b>



# Regional District of Okanagan-Similkameen

## 2024-2028 Schedule G

### Administration Overhead Charged to Operational Budget and Tier Classification



## Schedule G

Dept.	Tier Classification and Administration Charge	Tier	2023 Admin Charge	2024 Admin Charge
0120	HUMAN RESOURCES		-	-
0130	LEGISLATIVE SERVICES		-	-
0150	FINANCE		-	-
0160	CORPORATE FACILITIES		-	-
0600	INFORMATION SERVICES		-	-
0100	GENERAL GOVERNMENT	1	139,418	133,732
0200	INVASIVE SPECIES formerly noxious weeds	3	4,670	3,718
0300	ELECTORAL AREA ADMINISTRATION	1	239,375	175,609
0310	ELECTORAL AREA A - RURAL PROJECTS	3	1,848	434
0320	ELECTORAL AREA B - RURAL PROJECTS	3	560	297
0330	ELECTORAL AREA C - RURAL PROJECTS	3	1,293	1,483
0340	ELECTORAL AREA D - RURAL PROJECTS	3	3,303	7,505
0350	ELECTORAL AREA I - RURAL PROJECTS	3	1,650	1,338
0360	ELECTORAL AREA E - RURAL PROJECTS	3	3,991	2,239
0370	ELECTORAL AREA F - RURAL PROJECTS	3	2,009	1,439
0380	ELECTORAL AREA G - RURAL PROJECTS	3	1,344	874
0390	ELECTORAL AREA H - RURAL PROJECTS	3	2,910	1,973
0400	911 EMERGENCY CALL SYSTEM	3	44,326	37,439
0410	EMERGENCY PLANNING	2	25,465	79,409
0415	VICTIM SERVICES AREA A	4	186	142
0420	VICTIM SERVICES AREA C	4	298	227
0425	VICTIM SERVICES AREAS D, E, F, I	3	471	359
1000	FIRE PROTECTION - W BENCH/S MESA/HUSLA	4	14,914	13,630
1100	FIRE PROTECTION - KEREMEOS AREAS B & G	2	29,145	24,344
1200	FIRE PROTECTION - OK FALLS	2	22,062	18,790
1300	FIRE PROTECTION - H1	4	3,573	2,736
1400	FIRE PROTECTION - COALMONT/TULAMEEN	2	12,701	11,206
1500	FIRE PROTECTION - WILLOWBROOK	2	11,481	10,713
1600	FIRE PROTECTION - KALEDEN	2	20,908	16,476
1700	FIRE PROTECTION - NARAMATA	2	27,008	20,838
1800	FIRE PROTECTION - ANARCHIST MOUNTAIN	2	13,590	11,572
1900	Fire Dept. Apex Volunteer Fire Rescue	2	11,593	8,904
2500	BUILDING INSPECTION	1	87,358	67,274
2600	UNSIGHTLY/UNTIDY PREMISES - AREAS D & I	3	3,022	2,265
2610	UNSIGHTLY/UNTIDY PREMISES - AREA E	3	852	674
2620	UNSIGHTLY/UNTIDY PREMISES - AREA C	3	1,091	833
2630	UNSIGHTLY/UNTIDY PREMISES - AREA F	3	474	356
2640	UNSIGHTLY/UNTIDY PREMISES - AREA G	3	569	347
2650	UNSIGHTLY/UNTIDY PREMISES - AREA H	3	1,926	1,151
2700	NOISE BYLAWS AREAS D, F, I	3	1,373	1,030
2710	NOISE BYLAWS AREA E	3	477	356
2720	NOISE BYLAWS AREA C	3	477	356
2730	NOISE BYLAW - AREA H	3	-	-
3000	REFUSE DISPOSAL- OLIVER	1	85,357	61,292
3100	REFUSE DISPOSAL - AREA H	2	12,959	9,875
3200	REFUSE DISPOSAL - AREA A	3	-	-
3400	REFUSE DISPOSAL - KEREMEOS AREAS B & G	2	26,166	22,683
3500	REFUSE DISPOSAL - PENTICTON/D3	1	298,056	243,260
3520	RECYCLING/GARBAGE AREA A	2	11,504	9,327
3530	RECYCLING/GARBAGE AREA B	3	4,443	3,524
3540	RECYCLING/GARBAGE AREA C	3	13,992	10,981
3550	RECYCLING/ GARBAGE AREAS D/E/F/I	2	37,473	29,127
3570	RECYCLING/GARBAGE OK FALLS	2	20,730	16,271
3580	RECYCLING/GARBAGE AREA G	2	16,334	12,887

## Schedule G

Dept.	Tier Classification and Administration Charge	Tier	2023 Admin Charge	2024 Admin Charge
3590	RECYCLING/GARBAGE KEREMEOS	3	6,410	5,051
3800	SEWAGE DISPOSAL - OK FALLS	1	69,339	58,529
3810	OSOYOOS SEWER PROJECT - AREA A	3	-	-
3815	GALLAGHER LAKE SEWER	3	2,090	1,986
3820	SEPTAGE DISPOSAL SERVICE	3	-	-
3901	WATER SYSTEM - APEX CIRCLE CAPITAL	4	11	-
3905	WATER SYSTEM - LOOSE BAY	3	2,977	4,131
3910	WATER SYSTEM - SAGE MESA	3	19,700	6,860
3915	WATER SYSTEM - OKANAGAN FALLS	1	31,605	31,942
3920	WATER SYSTEM - FAULDER	2	11,978	6,997
3930	WATER SYSTEM - WILLOWBROOK	2	6,474	5,508
3940	WATER SYSTEM - NARAMATA	1	97,861	79,920
3950	WATER SYSTEM NARAMATA MAIN	4	-	-
3960	WATER SYSTEM - OLALLA	2	7,667	7,141
3970	WATER SYSTEM - WEST BENCH	2	21,949	19,607
3975	WATER SYSTEM - GALLAGHER LAKE	3	3,328	2,921
3980	WATER SYSTEM - SUN VALLEY	3	3,852	3,127
3990	WATER SYSTEM - MISSEZULA LAKE WATER SYSTEM	2	9,541	8,675
4000	SHINISH CREEK DIVERSION	4	1,035	146
4200	SUBDIVISION SERVICING	2	7,342	9,328
4250	ILLEGAL DUMPING	3	1,304	1,108
4300	SOLID WASTE MANAGEMENT	2	29,680	8,404
4310	APEX MTN SOLID WASTE TRANSFER STATION	2	7,050	5,602
4320	NET ZERO RECYCLING FACILITY	4	193	43
4400	WEST BENCH SOIL REMOVAL AND DEPOSITION SERVICE	4	279	474
5000	ELECTORAL AREA PLANNING	1	105,318	89,393
5010	ENVIRONMENTAL CONSERVATION	3	16,305	12,379
5020	RGS - SUB REGIONAL	3	2,171	1,892
5100	BYLAW ENFORCEMENT	2	25,907	20,737
5500	DESTRUCTION OF PESTS	3	277	169
5550	NUISANCE CONTROL A/B/C/D/E/F/G/I	3	1,241	945
5600	DESTRUCTION OF PESTS - PENTICTON	3	152	75
5700	MOSQUITO CONTROL	3	9,192	7,856
5800	DESTRUCTION OF PESTS - SUMMERLAND	3	157	75
6000	STERILE INSECT RELEASE PROGRAM	4	36,190	28,672
6500	OKANAGAN BASIN WATER BOARD	4	28,008	21,870
7000	ARENA - PRINCETON/H	3	13,869	10,724
7050	ARENA - OSOYOOS/A	6	-	1,000
7100	ARENA - OLIVER/C	6	17,632	1,000
7200	RECREATION FACILITY - KEREMEOS/AREAS B&G	2	29,623	26,213
7300	POOL - OLIVER/C	6	13,757	1,000
7310	POOL - KEREMEOS/AREAS B & G	4	4,459	4,461
7400	RECREATION HALL - OLIVER/C	6	14,958	1,000
7410	FRANK VENABLES AUDITORIUM-OLIVER/AREA C	3	-	-
7420	VENABLES THEATRE SERVICE	2	7,668	6,048
7490	TULAMEEN RECREATION COMMISSION	3	2,580	2,134
7510	RECREATION COMMISSION - AREA A	3	3,473	2,658
7520	RECREATION COMM - OK FALLS	1	49,825	37,047
7530	RECREATION COMM - KALEDEN	2	17,974	14,070
7540	PARKS & RECREATION - NARAMATA	2	24,623	18,217
7560	RECREATION - WEST BENCH	4	685	531
7570	AREA F PARKS COMMISSION	2	9,223	7,289
7580	AREA B COMMUNITY PARKS	3	2,922	2,884

## Schedule G

Dept.	Tier Classification and Administration Charge	Tier	2023 Admin Charge	2024 Admin Charge
7600	Regional Recreation	3	323	12
7700	PARKS - OLIVER/C	6	19,879	1,000
7720	REGIONAL TRAILS	2	26,961	19,241
7730	HEDLEY PARKS CONTRIBUTION	4	186	142
7810	PROGRAMS - OLIVER/AREA C	6	13,148	1,000
7820	HERITAGE GRANT - AREA C	3	9,180	7,050
7830	NARAMATA MUSEUM	3	711	724
7840	HERITAGE - AREA G	4	223	170
7860	MUSEUM - AREA A	3	751	567
7865	MUSEUM PROPERTY DEBT - AREA A	4	234	182
7870	AREA A COMMUNITY PARKS	3	4,166	3,191
7890	HERITAGE CONSERVATION	3	-	-
7930	GRANT-IN AID - AREA B	3	100	228
7940	GRANT-IN AID - AREA C	3	2,481	2,797
7950	GRANT-IN AID - AREA D	3	844	1,682
7960	GRANT-IN AID - AREA E	3	506	389
7970	GRANT-IN AID - AREA G	3	198	76
7980	GRANT-IN AID - AREA H	3	1,241	945
7990	GRANT-IN-AID - AREA A	3	198	1,478
8000	GRANT IN AID - AREA F	3	253	140
8010	GRANT IN AID - AREA I	3	496	378
8200	REGIONAL TRANSIT	3	15,840	12,369
8240	WEST BENCH TRANSIT	3	1,332	1,043
8300	NARAMATA TRANSIT	2	7,516	6,393
8350	TRANSIT - ELECTORAL AREA G	3	124	126
8400	TRANSIT - ELECTORAL AREA H	3	35	57
8500	TRANSIT - AREA D	2	7,903	6,730
8600	TRANSIT - SOUTH OKANAGAN	2	11,667	9,522
8800	CEMETERY - ELECTORAL AREA A	3	50	38
8950	CEMETERY - ELECTORAL AREA E (NARAMATA)	3	2,687	2,908
8960	CEMETERY - ELECTORAL AREA E (NARAMATA)	3	1,325	2,348
9000	CEMETERY - ELECTORAL AREA G	4	37	-
9010	CEMETERY - ELECTORAL AREA G	4	74	85
9100	CEMETERY - ELECTORAL AREA H	3	70	54
9200	ANIMAL CONTROL - A,B,C,D,E,F,G,H,I	2	11,995	9,478
9250	SIMILKAMEEN COUNTRY VISITOR INFO CENTRE	3	1,637	1,247
9260	AREA E TOURISM & COMMUNITY SVS CONTRIBUT	3	496	378
9300	ECONOMIC DEVELOPMENT - AREA A	4	588	340
9330	ECONOMIC DEVELOPMENT - AREA I	4	279	284
9350	ECONOMIC DEVELOPMENT - OLIVER	3	2,779	2,117
9360	ECONOMIC DEVELOPMENT - AREA B,G, H.	4	893	680
9380	ECONOMIC DEVELOPMENT - AREA D	2	11,310	7,070
9390	REGIONAL ECONOMIC DEVELOPMENT (OK FILM)	3	1,737	1,460
9440	ELECTRICAL - MIZZULA ELECTRICAL	3	-	-
9450	ELECTRICAL SYSTEM - SCHNEIDER	3	58	52
9500	AREA G STREET LIGHTING	3	64	55
9660	STREET LIGHTING - WEST BENCH/HUSULA	3	316	242
9670	STREET LIGHTING - HERITAGE HILLS	3	304	253
9680	STREET LIGHTING - NARAMATA	3	325	300
9690	STREET LIGHTING - NARAMATA	4	1,036	1,616
9900	OKANAGAN REGIONAL LIBRARY	4	34,144	26,791
9910	NARAMATA LIBRARY	4	433	346
9990	MUNICIPAL FISCAL SERVICES	NA	-	-
Total			\$ 2,243,721	\$ 1,804,905

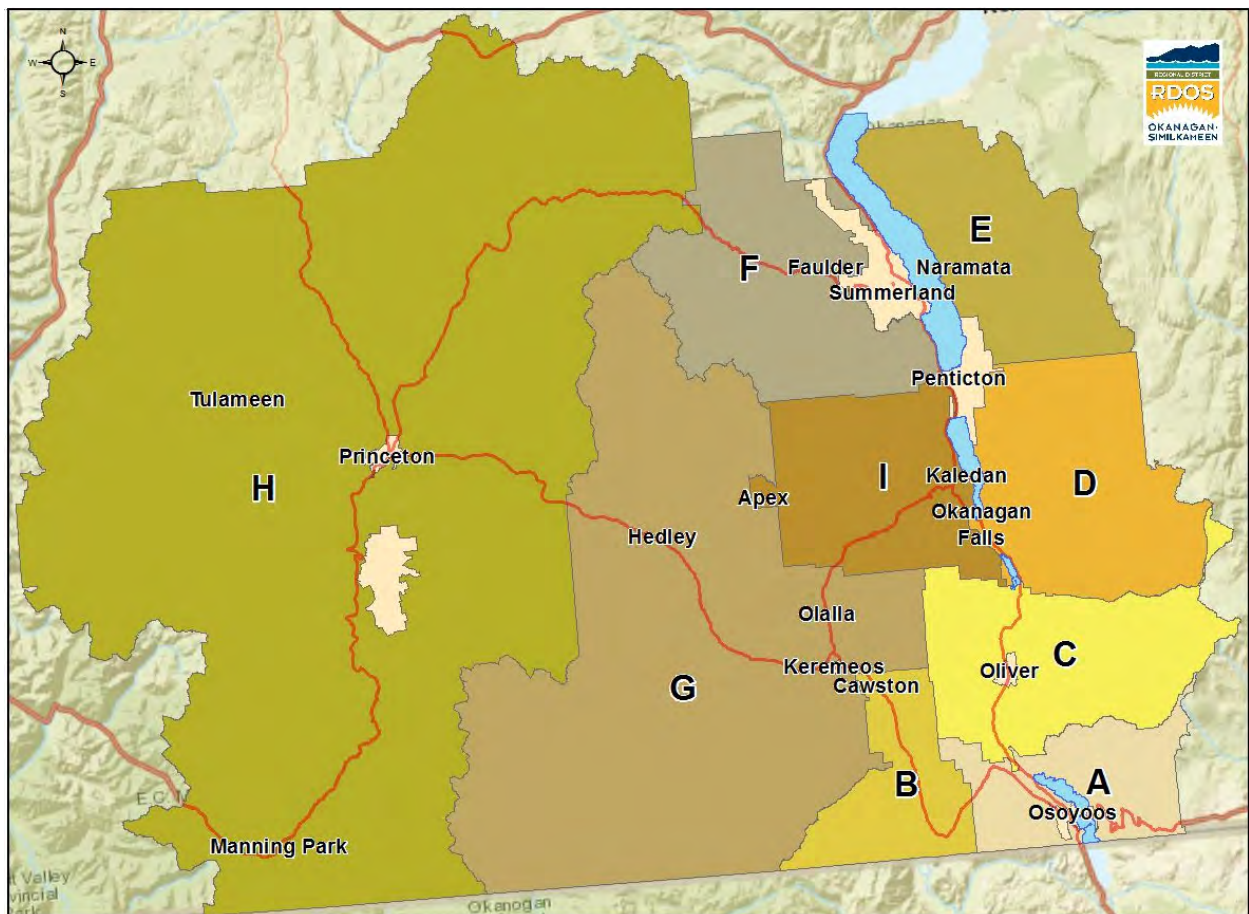




# Regional District of Okanagan-Similkameen

## 2024-2028 Appendix 1

### 2023 Regional Grant in Aid Requests





# Regional Grant in Aid Requests

## Past Regional Grant Funding

### Applicant

HA HA HA Kidz Fest						
Okanagan Similkameen Conservation Alliance						
South Okanagan Immigrant Society						
Alleycats Alliance Society						
Penticton Art Gallery						
Animal Lifeline Emergency Response Team						
Agur Lake Camp Society						
Penticton Scottish Festival						
District of Summerland (Okanagan Food Innovation Hub)						
Apex Freestyle Club	\$ 7,000	0.46%	\$ -			
Community Wellness Circle Society	\$ 5,000	0.33%	\$ -			
Peach City Community Radio Society	\$ 5,000	0.33%	\$ 5,000			
DB Foundation for Health Research	\$ 10,000	0.66%	\$ 10,000			
All requests accepted at full value	\$ 27,000	1.78%	\$ 15,000			

**\*\*No more than 2 in a 4 year period\*\***

Request	Tax Impact	Nov. 5th Decision	2024	2023	2022	2021
		ineligible until 2025		\$ 5,000.00		\$ 5,000.00
		ineligible until 2025		\$ 3,500.00		\$ 5,500.00
		ineligible until 2025		\$ 3,500.00		\$ 3,450.00
				\$ -	\$ -	\$ 5,000.00
				\$ -	\$ 3,000.00	\$ -
				\$ -		\$ 4,500.00
				\$ -	\$ 6,593.00	\$ -
				\$ -	\$ -	\$ 2,000.00
				\$ -	\$ 50,000.00	\$ -
				\$ -	\$ -	\$ -
				\$ 5,250.00	\$ -	\$ -
				\$ -	\$ -	\$ -
				\$ 17,250.00	\$ 59,593.00	\$ 25,450.00



## REGIONAL GRANT IN AID APPLICATION FORM

NAME OF ORGANIZATION <b>Apex Freestyle Club</b>		AMOUNT REQUESTED <b>7000</b>
MAILING ADDRESS <b>101 - 123 MARTIN ST, Penticton</b>		
POSTAL CODE <b>V2A 7X6</b>	CONTACT PERSON (NAME AND TITLE) <b>Kevin Dyck, Grant Writer</b>	
TELEPHONE NUMBER	EMAIL ADDRESS	

### INFORMATION REGARDING THE APPLICANT ORGANIZATION:

IS YOUR ORGANIZATION A REGISTERED NOT FOR PROFIT SOCIETY IN BC? YES  NO   
 IF YES PROVIDE REGISTERED SOCIETY NUMBER S0039180  
 HAS YOUR ORGANIZATION RECEIVED FUNDING FROM THE RDOS BEFORE? YES  NO   
 IF "YES" ; WHEN 2023 AND AMOUNT RECEIVED: 3100

### DETAILS OF GRANT REQUEST

Please provide the following information in a brief narrative in the following order. (maximum 2 pages)

#### 1. Project/Program Abstract

- Brief summary of the proposed project/program including:
- Total estimated costs;
- The amount requested from the Regional District and how the funds will be used;
- Other principal sources of support.

#### 2. Project/Program Description

- Specify project/program outcomes that you plan to achieve.
- Who and how many will be served and why are you serving them? Why would they use your particular services? What geographic area does this project/program target? **Please indicate clearly how your project/program is considered regional in nature (Benefits of project/program are significant in at least three Electoral Areas and/or member municipalities**
- How will you reach the population you plan to serve?
- What strategies will be used to achieve the proposed outcomes?
- How will you know if you have achieved the outcomes proposed?

### 3. Funding Considerations

Describe plans for obtaining other funding needed to carry out the project/program, including amounts requested of other funders and any volunteer labour and/or in-kind donations.

If the project/program is expected to continue beyond the grant period describe plans for ensuring continued funding after the grant period.

### CHECKLIST - DOCUMENTS TO SUBMIT WITH YOUR APPLICATION

- Copy of Event or Initiative Budget – A detailed budget (see attached template) including costs, revenues and fees charged. Where possible please provide copies of cost estimates obtained
- Copy of Organization's last Financial Statement
- Details of your Organization's structure (include Directors names)

Please ensure you have answered all sections of this form and provided all the requested documents.

SIGNATURE	DATE
	Oct 27, 2023
NAME (PLEASE PRINT)	TITLE
Kevin Dyck	Grant Writer

### SUBMIT TO:

Regional District of Okanagan-Similkameen  
101 Martin Street  
Penticton, BC V2A 5J9  
Email: [info@rdos.bc.ca](mailto:info@rdos.bc.ca)  
Attention: Finance Manager



Organization Name:	Apex Freestyle Club
For period	From 2023-2024 to _____.
<b>REVENUE</b>	
Grants (provide Names of grantors)	
from Government	
from Foundations	\$7000 (unconfirmed, RDOS Regional Grant)
from Corporations	
Earned Income (ie interest)	
Individual contributions.	
Fundraising events and product sales.	
Membership income	
Additional revenue (please specify)	
<b>TOTAL INCOME</b>	\$7000
<b>EXPENSES</b>	
Salaries and wages	
Consultant and professional fees (e.g. accounting, legal, etc.)	
Travel	
Equipment	\$7000
Supplies	
Advertising and printing	
Rent	
Utilities (ie electric, gas, telephone, cable)	
Other expenses (please specify)	
<b>TOTAL EXPENSES</b>	\$7000
<b>IN KIND SUPPORT (PLEASE PROVIDE DETAILS)</b>	Volunteers to train/operate equipment

## Improving Economic Prosperity through Enhanced Competitions: Apex Freestyle Club Timing and Gate System Upgrade

### Project Abstract

The Apex Freestyle Club aims to enhance its competition infrastructure and further contribute to the regional economy by seeking a grant of \$7,000 from the Regional District. This grant will be used to procure a state-of-the-art timing and gate system that complies with the International Ski Federation (FIS) standards, providing precise and accurate performance measurements for our freestyle athletes during training sessions and competitions.

The implementation of this advanced timing and gate system will not only elevate the quality of training for our athletes but also attract more national and international events to the region. By hosting prestigious competitions, the Apex Freestyle Club will drive tourism and revenue, benefiting local businesses, accommodations, and services. Moreover, it will spotlight the region as a premier destination for freestyle skiing, ultimately bolstering the economic vitality and fostering a thriving sports community within the Regional District.

### Project Description

The funding request by Apex Freestyle Club to acquire a FIS-standard timing and gate system holds the promise of significant economic benefits for the region and the promotion of healthy, active winter lifestyles. Hosting regional, provincial, and international freestyle competitions at Apex Mountain, equipped with state-of-the-art infrastructure, not only attracts a substantial number of athletes and their support teams but also serves as a catalyst for the region's economic growth. These events bring a surge in winter tourism, with athletes, spectators, and their families booking accommodations, dining at local restaurants, and engaging in various recreational activities. This influx of visitors stimulates local businesses and generates revenue, contributing to the regional economic benefit.

Furthermore, the presence of world-class facilities and international competitions at Apex Mountain underscores the commitment of Apex Freestyle Club to promoting healthy and active winter lifestyles. These events inspire young athletes and enthusiasts to embrace winter sports, fostering a culture of physical fitness and well-being. Over the years, the club's dedication to excellence has turned Apex Mountain into an international hub for freestyle skiing training and competition, drawing athletes from around the globe. This has not only enhanced the region's reputation but also encouraged active participation in winter sports, contributing to the physical and mental well-being of the community. In summary, supporting the club's funding request is not just an investment in sporting infrastructure but an investment in the region's economic vitality and the promotion of an active, healthy lifestyle.

RDOS Areas / Communities Impacted:

RDOS Areas Served - Impact Category	RDOS Area
Apex Mountain Resort – significant Economic Impact	I
Summer Facilities - Water Ramp	C
Families with Children in the Freestyle Program	F, C, D
Hospitality, Largest area of families with Children in the Freestyle Program	Penticton, Summerland Keremeos, Oliver

ANTE, LISA, Director

HOLETON, SARAH, Treasurer

JOSH, SHULMAN, Director


PARSONS, CHAD, Vice President

PENNINGTON, KAREN, Secretary

PHILLIPS, EVAN, Past President

SENGL, THERESA, President





Compiled Financial Information

Apex Freestyle Ski Club

May 31, 2022

## Contents

	<b>Page</b>
Compilation Engagement Report	1
Statement of Financial Position	2
Statement of Operations and Changes in Net Assets	3
Notes to the Compiled Financial Information	4

## Compilation Engagement Report

To the management of  
Apex Freestyle Ski Club

On the basis of information provided by Management, we have compiled the statement of financial position of Apex Freestyle Ski Club as at May 31, 2022, the statement of operations and changes in net assets for the year then ended, and Note 2, which describes the basis of accounting applied in the preparation of the compiled financial information ("financial information").

Management is responsible for the accompanying financial information, including the accuracy and completeness of the underlying information used to compile it and the selection of the basis of accounting.

We performed this engagement in accordance with Canadian Standard on Related Services (CSRS) 4200, *Compilation Engagements*, which requires us to comply with relevant ethical requirements. Our responsibility is to assist management in the preparation of the financial information.

We did not perform an audit engagement or a review engagement, nor were we required to perform procedures to verify the accuracy or completeness of the information provided by management. Accordingly, we do not express an audit opinion or a review conclusion, or provide any form of assurance on the financial information.

Readers are cautioned that the financial information may not be appropriate for their purposes.

Penticton, Canada  
November 26, 2022



Chartered Professional Accountants

---

**Apex Freestyle Ski Club**  
**Statement of Financial Position**

May 31

2022

2021

---

**Assets**

Current

Cash

\$ 72,112      \$ 67,622

Property and equipment

77,287      80,066

\$ 149,399      \$ 147,688

---

**Liabilities**

Current

Accounts payable and accrued liabilities

\$ 851      \$ 5,502

CEBA Loan

40,000      40,000

40,851      45,502

**Surplus**

108,548      102,186

\$ 149,399      \$ 147,688

---

On behalf of the board

\_\_\_\_\_ Member

## Apex Freestyle Ski Club

### Statement of Operations and Changes in Net Assets

Year ended May 31	2022	2021
Revenues		
Revenue	\$ 309,048	\$ 177,003
CEBA debt forgiveness	<u>-</u>	<u>20,000</u>
	<u>309,048</u>	<u>197,003</u>
Expenditures		
Coaching and development	160,615	78,443
Salaries and related benefits	104,290	83,428
Amortization	17,484	10,219
Professional fees	10,014	758
Insurance	4,193	6,933
Office and supplies	2,989	1,285
Repairs and maintenance	2,630	8,280
Interest and bank charges	471	761
Licenses, dues and fees	<u>-</u>	<u>461</u>
	<u>302,686</u>	<u>190,568</u>
Excess of revenues over expenditures	6,362	6,435
Surplus, beginning of year	<u>102,186</u>	<u>95,751</u>
Surplus, end of year	<u>\$ 108,548</u>	<u>\$ 102,186</u>

---

**Apex Freestyle Ski Club**  
**Notes to the Compiled Financial Information**  
May 31, 2022

---

**1. General information**

Apex Freestyle Ski Club (the "organization") is a not-for-profit organization in British Columbia. Apex Freestyle Ski Club's principle activity consists of the operation of a Ski Club.

---

**2. Basis of accounting**

The preparation of the statement of financial position of Apex Freestyle Ski Club as at May 31, 2022 and the statement of operations and changes in net assets for the year then ended is on the cash basis of accounting with the addition of the following:

- (a) accounts receivable are accrued as at the reporting date
  - (b) property and equipment is recorded at cost and amortized over the useful lives
  - (c) accounts payable and accrued liabilities are accrued as at the reporting date
-





## REGIONAL GRANT IN AID APPLICATION FORM

NAME OF ORGANIZATION Community Wellness Circle Society		AMOUNT REQUESTED \$5000
MAILING ADDRESS 101-2504 Skaha Lake Rd Penticton BC		
POSTAL CODE V2A 6G1	CONTACT PERSON (NAME AND TITLE) Alicia Schaefer (Vice Chair)	
TELEPHONE NUMBER	EMAIL ADDRESS	

### INFORMATION REGARDING THE APPLICANT ORGANIZATION:

IS YOUR ORGANIZATION A REGISTERED NOT FOR PROFIT SOCIETY IN BC? YES  NO   
 IF YES PROVIDE REGISTERED SOCIETY NUMBER 50076359  
 HAS YOUR ORGANIZATION RECEIVED FUNDING FROM THE RDOS BEFORE? YES  NO   
 IF "YES" ; WHEN August 2023 AND AMOUNT RECEIVED: \$5250

### DETAILS OF GRANT REQUEST

Please provide the following information in a brief narrative in the **following order**. (maximum 2 pages)

#### 1. Project/Program Abstract

- Brief summary of the proposed project/program including:
- Total estimated costs;
- The amount requested from the Regional District and how the funds will be used;
- Other principal sources of support.

#### 2. Project/Program Description

- Specify project/program outcomes that you plan to achieve.
- Who and how many will be served and why are you serving them? Why would they use your particular services? What geographic area does this project/program target? **Please indicate clearly how your project/program is considered regional in nature (Benefits of project/program are significant in at least three Electoral Areas and/or member municipalities**
- How will you reach the population you plan to serve?
- What strategies will be used to achieve the proposed outcomes?
- How will you know if you have achieved the outcomes proposed?

### 3. Funding Considerations

Describe plans for obtaining other funding needed to carry out the project/program, including amounts requested of other funders and any volunteer labour and/or in-kind donations.

If the project/program is expected to continue beyond the grant period describe plans for ensuring continued funding after the grant period.

#### CHECKLIST - DOCUMENTS TO SUBMIT WITH YOUR APPLICATION

- \_\_\_\_\_ Copy of Event or Initiative Budget – A detailed budget (see attached template) including costs, revenues and fees charged. Where possible please provide copies of cost estimates obtained
- \_\_\_\_\_ Copy of Organization's last Financial Statement
- \_\_\_\_\_ Details of your Organization's structure (include Directors names)

Please ensure you have answered all sections of this form and provided all the requested documents.

SIGNATURE	DATE
	October 27th, 2023
NAME (PLEASE PRINT)	TITLE
Alicia Schaefer	Vice Chair

#### SUBMIT TO:

Regional District of Okanagan-Similkameen  
101 Martin Street  
Penticton, BC V2A 5J9  
Email: [info@rdos.bc.ca](mailto:info@rdos.bc.ca)  
Attention: Finance Manager





### **Project Abstract:**

The Community Wellness Circle (CWC) is a non-profit society led by a group of local wellness professionals. Our purpose is to share service, knowledge, and resources for perinatal women and trans in the South Okanagan.

The population we are currently supporting are postpartum people and their families. The transition to motherhood can be challenging, and is commonly accompanied by physical and emotional distress. Social support, such as that offered by peers and service providers, can be important in assisting mothers to manage such challenges.

With last year's RDOS grant support we have been able to establish ourselves in our targeted local community and roll out our peer mentorship program. In 2023, we brought together over 100 people and families from the regional district at Skaha Lake Park in Penticton for an event and walk called "Climb out of the Darkness" to raise awareness about perinatal mental health and wellness. The Community Wellness Circle also used the RDOS funds to develop a series of holistic wellness workshops to bring peers, parents, and service providers together to support families who are in the postpartum period. Our workshops are currently being provided in Penticton at the Baby Social time at the YMCA family centre and offer a wide range of postpartum information, practical tools, and resources from a variety of local wellness practitioners. They also provide an avenue for moms to connect with peers and gain much needed support.

An online survey that we conducted in the spring of 2023 with new families throughout our region indicated that new mom's in all our communities need more emotional and wellness support and a high percentage would be interested in participating in a postpartum peer support program. As a result, this year our goal is to expand the reach of our workshops and gatherings to support all areas of the Regional District of Okanagan Similkameen.

The total estimated cost of this pilot project is \$7000. We are requesting \$5000 from the Regional District to support workshop costs and the creation of informational resources. Our project will be primarily supported by the volunteer efforts of our organization. We will also fundraise an additional \$2000 to support our project.



## **Project Description:**

Our focus for this project is to increase support for postpartum families in all RDOS communities through sharing knowledge and service from a range of wellness professionals, while providing a venue for much needed peer interactions and the opportunity to build a supportive community.

The workshops in this series present on the following six topics: natural health supports, mindful movement and breath for postpartum, traditional chinese medicine perspective on postpartum care, energetic self-care and regulating mom and babies nervous system, supporting optimal health for babies naturally, strength and recovery for core, back & pelvic floor, and relationships and sharing the parenting load. Through these workshops we are able to offer education from our volunteers specific training and skill set while also offering families with young babies a place to connect and gather with peers.

Postpartum parents will leave these workshops with hands-on tools that they can integrate into their days to support themselves, their babies, and their families. Interactions with service providers also helps break barriers to accessing postpartum support services. At these workshop gatherings we hope to encourage moms to register with our Social Event Facebook page where moms can post gatherings so they can connect with each other and form supportive friendships throughout the year.

In the past 7 years there have been between 390 and 568 births per year in the South Okanagan, so we have the potential to reach 100s of postpartum women through our program. Considering that supporting a birthing person postpartum may also impact family function and partner mental health, this program has the potential to benefit a larger population of parents and children.

Our project outcomes will be better physical, emotional and social support of postpartum people in our region by:

- connecting postpartum mothers with a community support system
- teaching postpartum mothers the tools and skills for navigating self care and parenting
- providing postpartum families with direct access to local wellness professionals

Strategies to achieve these project outcomes will include:

- establishing a presence of community in Ok Falls, Keremeos, Oliver, Summerland, Osoyoos, Princeton, Kaleden, Westbench and Naramata through our wellness series
- development of online videos to have access to wellness professionals knowledge for those who can't attend in person
- development of our social media and website for access at no cost, as no barrier professional postpartum support information





We will reach the postpartum population through paid facebook advertising, connecting with local resources, and having our free workshops posted in the RDOS recreation guide.

Subsequently, we will distribute a workshop evaluation form to continue to improve the support offered. This will allow us to monitor our project outcomes.

We would like to have a video recording of each of the workshops so those parents that can't make it in person still have an ability to access the content through our online platforms.

### **Funding Considerations:**

Our team at the Community Wellness Circle has a comprehensive range of credentials including; naturopathic doctor, pelvic floor physiotherapist, midwife, lactation consultant, doula, advanced integrative energy healer, clinical counsellor, psychotherapist, acupuncturist and pre/postnatal yoga instructors. Our team meets regularly to coordinate our program, provides our services in-kind and continues to create pathways to share our knowledge within our community.

We have had success connecting and collaborating with larger local non-profits such as the YMCA and Life With A Baby. We plan to continue to expand our workshops within the South Okanagan. This grant will allow us to offer our workshops in the following areas; Naramata, Okanagan Falls, Westbench, Kalden, Keremeos, Oliver, Osoyoos, Princeton and Summerland. We will also continue with our own fundraising efforts to support this project.



## **Community Wellness Circle**

### **Board of Director:**

Chair of the board – Blair Edwards

Vice-chairperson – Alicia Schaefer

Secretary – Natasha Scott

Treasurer – Jese Weins

Development Director – Michelle Wikerd



## **Community Wellness Circle**

### **Postpartum Peer Support Workshop Series Budget**

**For Period February 2024 - November 2024**

#### **Revenue:**

##### **Grants**

RDOS Grant in Aid (pending) \$5000

##### **Fundraisers**

3% Nature's Fare Fundraiser \$200

Community Acupuncture Fundraiser \$100

Family Yoga Fundraiser \$100

Integrative Energy Healing Session Fundraiser \$100

Climb out of the Darkness Walk Fundraiser \$1500

##### **Sponsorship**

Local Business Sponsorship \$900

**Total Income: \$7900**

#### **Expenses:**

##### **Consultants and Professional Fees**

Videographer \$500

Website Development for Workshop Videos \$500

##### **Advertising and Printing**

Social Media Content \$350

Event Promotion \$150

## **Travel**

Travel Expenses for Mentors \$600

(to Okanagan Falls, Keremeos, Oliver, Osoyoos, Princeton and Summerland)

## **Supplies**

Food for Events \$1200

Workshop Materials \$500

**Rent \$500**

**Utilities \$0**

**Honorariums for Workshop Presenters \$3600**

**Total Expenses: \$ 7900**

## **In Kind Support:**

Volunteer Hours in the form of:

- Event Planning
- Project Coordination
- Workshop Development
- Grant Writing
- Childcare at Events
- Rental Space for planning meetings
- Donated Incentives/Prizes for Event

Professional Consultation from our local postpartum wellness practitioner team including:

- naturopathic doctor
- pelvic floor physiotherapists
- midwife
- lactation consultant
- doula
- advanced integrative energy healer
- registered social worker/perinatal mental health counsellor
- acupuncturist
- movement and mindfulness facilitators



## **Community Wellness Circle Financial Statement**

**For Period January 2023 - December 2023**

### **Income:**

#### **Grants**

RDOS Grant-in-Aid \$5250

#### **Fundraisers**

Community Acupuncture/Energy Healing/Craniosacral Fundraisers \$780

Kids Yoga Workshop Fundraiser \$140

Family Yoga Fundraisers \$130

Climb out of the Darkness Walk Fundraiser *amount pending*

#### **Donations**

Member Donations \$450

**Total Income: \$6750**

### **Expenses:**

#### **Consultants and Professional Fees**

Nurturing the Nurturer pilot project \$5250

Workshop honorariums \$450

Website Development \$120

## **Advertising and Printing**

Event Promotion \$200

## **Supplies**

Supplies for Events \$196

**Total Expenses: \$ 6216**

**Bank Balance: \$ 534**

## **In Kind Support:**

Volunteer Hours in the form of:

- Event Planning
- Project Coordination
- Workshop Development
- Grant Writing
- Childcare at Events
- Rental Space for planning meetings
- Donated Incentives/Prizes for Events from local businesses

Professional Consultation from our local postpartum wellness practitioner team including:

- naturopathic doctor
- pelvic floor physiotherapists
- midwife
- lactation consultant
- doula
- advanced integrative energy healer
- registered social worker/perinatal mental health counsellor
- acupuncturist
- movement and mindfulness facilitators





RECEIVED  
Regional District

NOV 01 2023

101 Martin Street  
Penticton BC V2A 5J9

## REGIONAL GRANT IN AID APPLICATION FORM

NAME OF ORGANIZATION <b>Peach City Community Radio Society</b>		AMOUNT REQUESTED <b>\$5,000</b>
MAILING ADDRESS <b>121-1475 Fairview Road, Penticton</b>		
POSTAL CODE <b>V2A 7W5</b>	CONTACT PERSON (NAME AND TITLE) <b>Claire Thompson - President of the Board of Directors</b>	
TELEPHONE NUMBER	ELECTRONIC ADDRESS	

### INFORMATION REGARDING THE APPLICANT ORGANIZATION:

IS YOUR ORGANIZATION A REGISTERED NOT FOR PROFIT SOCIETY IN BC? YES YES NO \_\_\_\_\_  
 IF YES PROVIDE REGISTERED SOCIETY NUMBER S-56811  
 HAS YOUR ORGANIZATION RECEIVED FUNDING FROM THE RDOS BEFORE? YES YES NO \_\_\_\_\_  
 IF "YES" ; WHEN 2019 AND AMOUNT RECEIVED: \$1,750

### DETAILS OF GRANT REQUEST

Please provide the following information in a brief narrative in the **following order**. (maximum 2 pages)

#### 1. Project/Program Abstract

- Brief summary of the proposed project/program including:
- Total estimated costs;
- The amount requested from the Regional District and how the funds will be used;
- Other principal sources of support.

#### 2. Project/Program Description

- Specify project/program outcomes that you plan to achieve.
- Who and how many will be served and why are you serving them? Why would they use your particular services? What geographic area does this project/program target? **Please indicate clearly how your project/program is considered regional in nature (Benefits of project/program are significant in at least three Electoral Areas and/or member municipalities**
- How will you reach the population you plan to serve?
- What strategies will be used to achieve the proposed outcomes?
- How will you know if you have achieved the outcomes proposed?

### 3. Funding Considerations

Describe plans for obtaining other funding needed to carry out the project/program, including amounts requested of other funders and any volunteer labour and/or in-kind donations.

If the project/program is expected to continue beyond the grant period describe plans for ensuring continued funding after the grant period.

#### CHECKLIST - DOCUMENTS TO SUBMIT WITH YOUR APPLICATION

- Copy of Event or Initiative Budget – A detailed budget (see attached template) including costs, revenues and fees charged. Where possible please provide copies of cost estimates obtained
- Copy of Organization's last Financial Statement
- Details of your Organization's structure (include Directors names)

Please ensure you have answered all sections of this form and provided all the requested documents.

SIGNATURE	DATE <b>October 26, 2023</b>
NAME (PLEASE PRINT) <b>Claire Thompson</b>	TITLE <b>President</b>

#### SUBMIT TO:

Regional District of Okanagan-Similkameen  
101 Martin Street  
Penticton, BC V2A 5J9  
Email: [info@rdos.bc.ca](mailto:info@rdos.bc.ca)  
Attention: Finance Manager



<b>RDOS REGIONAL GRANT IN AID BUDGET TEMPLATE</b>	
<b>Organization Name:</b>	Peach City Community Radio Society
<b>For period</b>	From <u>January</u> to April 2024 to _____.
<b>REVENUE</b>	
<b>Grants (provide Names of grantors)</b>	
<b>from Government</b>	
<b>from Foundations</b>	
<b>from Corporations</b>	
<b>Earned Income (ie interest)</b>	
<b>Individual contributions.</b>	
<b>Fundraising events and product sales.</b>	Okanagan Vinyl Fest: \$500
<b>Membership income</b>	
<b>Additional revenue (please specify)</b>	Anticipated revenue from OnAirversary Fundrasier: \$500
<b>TOTAL INCOME</b>	\$1,000
<b>EXPENSES</b>	
<b>Salaries and wages</b>	
<b>Consultant and professional fees (e.g. accounting, legal, etc.)</b>	
<b>Travel</b>	
<b>Equipment</b>	\$7,500 - see attached for details
<b>Supplies</b>	
<b>Advertising and printing</b>	
<b>Rent</b>	
<b>Utilities (ie electric, gas, telephone, cable)</b>	
<b>Other expenses (please specify)</b>	
<b>TOTAL EXPENSES</b>	\$7,500
<b>IN KIND SUPPORT (PLEASE PROVIDE DETAILS)</b>	
Volunteer Labour to install and configure security cameras and network equipment.	\$500 - \$1,000 value
Donation of 2 Unifi Access points at \$472 each	\$944 value

**Equipment Estimates for Peach City Community Radio Society Security Camera and Network Upgrade Project: 2023-09-27**

Qty	Device	Installation Location	Part Number	Unit Price	Extended Price	In Stock on Unifi site?	Notes
1	Dream Machine Special Edition	Tech	UDM-SE	\$675.00	\$675.00	yes	Has a 2.5Gbit WAN port over the UDM Pro
1	8 TB HDD	Tech	HDD-8TB	\$297.00	\$297.00	yes	Dream Machine does not include a hard drive for surveillance storage
1	Switch Pro Aggregation	Tech	USW-Pro-Aggregation	\$1,202.00	\$1,202.00	yes	Aggregate switch.
1	Switch Enterprise 24 PoE	Tech	USW-Enterprise-24-PoE	\$1,069.00	\$1,069.00	yes	Tech Switch
3	Enterprise 8 PoE	Office, Studio A, Studio B	USW-Enterprise-8-PoE	\$640.00	\$1,920.00		8 ports switches to go in the Office, Studio A, Studio B
2	Unifi Access points	Office, Studio AB Hallway	UAP-AC-HD	\$472.00	0	n/a	DONATED! One for the Studio AB hallway, second in the Office
6	G3 Flex	Office, A, B, Interior Entrance, Tech, Foyer	UVC-G3-Flex	\$107.00	\$642.00	yes	
8	SFP to RJ45 Adapters	Tech	SFP-GB-GE-T	\$38.00	\$304.00	yes	
1	Various cables, cable management parts, installation fittings.	Tech, Office, Studio A & B, Entrance, Hallway, Foyer	Various	\$500.00	\$500.00	n/a	
	<b>Total</b>			pricing from unifi CA site	\$6,609.00		
	<b>Total</b>			after taxes	\$7,534.26		





**Peach City Community Radio Society**

121-1475 Fairview Rd. Penticton BC V2A 7W5 (236) 422-0929

## 1. Project/Program Abstract

### **Peach City Radio - CFUZ Station Security Camera and Network Upgrade Project**

The Peach City Community Radio Society operates Peach City Radio - CFUZ, the first and only community radio station in the Okanagan Valley. In February of 2019 we started broadcasting at 92.9 FM. Since then we have experienced rapid growth. To accommodate the increased number of community members who are interested in volunteering and producing radio with us, we are embarking on a major expansion to the radio station. Under construction are two new studios, a larger meeting area / flex room, and a dedicated room for our transmitter and critical computer servers. **A key component of the expansion are upgrades to the station security camera system and our computer network.** We are requesting funds from the Regional District to help offset the cost of these upgrades.

**Total estimated costs: \$7,500**

**Amount requested: \$5,000**

## 2. Project/Program Description

The Peach City Radio expansion project will allow us to be able to welcome and train an increased number of volunteers resulting in the production of more local programming. We are applying for funds to be used for our security camera system and computer network upgrades - crucial components of the station expansion.

Peach City Radio - CFUZ is a totally volunteer run community radio station. Our volunteers live, work, and play in the various areas and member municipalities of the RDOS. We currently have just under 30 active volunteers with the station and once our station expansion project is complete we will have the physical capacity to welcome and train many more. Our FM signal can be picked up from as far north as Peachland and as far south as Gallagher Lake. We broadcast online as well and can be heard from anywhere.

Our programming highlights events, organisations, people, and news from the following areas and member municipalities within the Regional District of the South Okanagan: Electoral Areas "D", "E", "F", and "I" as well as the City of Penticton, the District of Summerland, and the Town of Oliver.

People tune into CFUZ to hear about what is going on in their local area. *The Naramata Roadshow* highlights the culture, history, coming events and personalities in Naramata. *CFUZ News 'N Stuff* provides coverage and analysis of the RDOS meetings and City of Penticton Council Meetings and Public Hearings. *Local Matters* covers a wide range of topics including information on wildlife and forest management in the South Okanagan, xeriscape, native plants, and invasive species as well as interviews with interesting people in the South Okanagan.

Many of our programs highlight upcoming cultural events ranging from live music, arts, and theatrical productions. We also partner with other nonprofits to help get the word out. For example, this past year we have interviewed the organisers of the Ryga Festival, Arts Ignite, and the



Pentastic Jazz Festival to name just a few. We have a partnership with Penticton and Area Cooperative Enterprises (PACE) to help provide free public service announcements (PSA) for local community groups who otherwise would not be able to afford it. Currently we are running a PSA for the White Cane Society, a support group for blind and visually impaired people.

During the last municipal election we broadcast a number of City of Penticton council and mayoral all candidate forums as well as the RDOS Area E all candidate forum live on air. Those broadcasts were then made available on our website for listening on demand - a valuable service for those who were not able to attend the forums in person.

The security system and network upgrades project we are embarking on will ensure the following:

**1. Safety of all volunteers and visitors to the station**

Upgrading and adding to our current security camera system will allow volunteers, who are often at the studio alone, to be able to monitor their surroundings more easily. In particular, adding security cameras to the only entrance to the station will allow members to be able to confirm that the area is safe before opening the door and exiting the building. It will also allow them to confirm the identity of anyone at the door wishing to gain entry.

**2. Security of station assets (studio equipment etc.)**

Currently, volunteers who wish to access and use station equipment are required to attend a number of training sessions and sign a code of conduct policy. They are then issued a key code and have the ability to access the station facilities and use the equipment. So far that system has worked remarkably well. As we increase our capacity and welcome in more volunteers it is important that we have systems in place to ensure that the station and its shared resources continue to be safeguarded.

**3. Adequate network capacity**

We rely upon a variety of computer systems in order to broadcast our signal and to make the operation of the radio station as straightforward as possible for our volunteers. This is especially important as we do not have hired staff available on site to assist volunteers in carrying out their tasks. Enhancing our network capacity will ensure seamless operation of our network systems

**3. Funding Considerations**

Peach City Radio - CFUZ recently held Okanagan Vinyl Fest, an annual fundraising event for the station. We are able to set aside \$500 from the funds raised to support the project. In February of 2024 we will be holding our annual On-Air-versary fundraiser. A portion of the proceeds from that fundraiser will go towards the project. The amount will depend on the success of the fundraiser, but will be in the ballpark of \$500.

We are endeavouring to do as much of the installation and set up of the equipment for this project ourselves. We are fortunate to have volunteers with the skill sets to undertake the work. The donation of their expertise is saving us between \$500 - \$1,000.

Finally, we have been donated 2 Unifi Access points needed for the project with a total value of just under \$1,000.



121-1475 Fairview Rd. Penticton BC V2A 7W5 (236) 422-0929

**Board of Directors, as of October 26th 2023**

Name and Board Position: DEL RIZZO, DAVID A., Vice President

Address: [Redacted]

Email: [Redacted]

Phone: [Redacted]

Name and Board Position: DEL RIZZO, JACQUELIN, Past President and Ex Officio Member

Address: [Redacted]

Email: [Redacted]

Phone: [Redacted]

Name and Board Position: FINNSSON, NILS, Secretary

Address: [Redacted]

Email: [Redacted]

Phone: (250) [Redacted]

Name and Board Position: HENDERSON, CRAIG, Director At Large

Address: [Redacted]

Email: [Redacted]

Phone: (250) [Redacted]



Name and Board Position: MCWILLIAMS, MELISSA, Director At Large

Address: [redacted] /E

Email: [redacted]

Phone: [redacted]

Name and Board Position: THOMPSON, CLAIRE, President

Address: [redacted] 304

Email: [redacted]

Phone: [redacted] 67

Name and Board Position: ZIEGLER, KARLA, Treasurer

Address: [redacted]

Email: [redacted]

Phone: [redacted]



**Peach City Community Radio Society**  
**Balance Sheet Accrual Basis**  
**As of 31 July 2023**

<b>ASSETS</b>	
Current Assets Chequing/Savings	
10011 · BMO community account	63,324.57
10200 · Cashbox	100.00
10300 · Paypal cash	540.14
Total Chequing/Savings	<u>63,964.71</u>
Other Current Assets	
13000 · Prepaid Rent	3,440.13
14000 · Prepaid Insurance	564.56
Total Other Current Assets	<u>4,004.69</u>
Total Current Assets	<u>67,969.40</u>
Fixed Assets	
15000 · Furniture and Equipment	2,365.04
15100 · Radio equipment	30,396.92
15200 · Computer equipment	6,237.63
15900 · Leasehold Improvements	3,486.39
16000 · Accum Depr - Furn and Equip	-1,602.48
16100 · Accum Depr - Radio equipment	-20,063.14
16200 · Accum Depr - computer equip	-4,658.72
16900 · Accum Depr - Leasehold Imps	-2,381.89
Total Fixed Assets	<u>13,779.75</u>
<b>TOTAL ASSETS</b>	<b><u>81,749.15</u></b>
<b>LIABILITIES &amp; EQUITY</b>	
Liabilities	
Current Liabilities	
Other Current Liabilities	
21000 · Unearned Community grant income	12,730.00
22000 · Unearned Vinyl Fest Income	1,630.00
23000 · Unearned PSA PACE Grant	3,595.00
Total Other Current Liabilities	<u>17,955.00</u>
Total Current Liabilities	<u>17,955.00</u>
Total Liabilities	<u>17,955.00</u>
Equity	

32000 · Net Assets  
 Net Income  
 Total Equity  
**TOTAL LIABILITIES & EQUITY**

53,750.64  
 10,043.51  
 63,794.15  
**81,749.15**

**NOTES**

Approved Technology Budget - not yet spent  
 Station Renovation Budget - approved at 2022 AGM, portion not yet spent  
 Proposed HVAC Project - Quote \$26,647.66 - August 1 2023

\$ 4,000.00 See May 2022 Board Meeting Minutes  
 \$ 18,830.41 See November 2022 AGM Minutes  
 \$ 13,324.00 PCCRS Matching funds for BC Gaming Capital Project  
**\$ 36,154.41**

**TOTAL DESIGNATED FUNDS**

**BALANCE AVAILABLE CASH**

\$ (32,714.28)

**Peach City Community Radio Society**  
**Profit & Loss**  
 September 2022 through July 2023

	Sep '22 - Jul 23
<b>Ordinary Income/Expense</b>	
<b>Income</b>	
41000 · Vinyl Fest Revenues	
41010 · Patron admissions	1,493.00
41020 · Vendor admissions	1,125.00
41050 · Event sponsorship	1,500.00
41060 · Event sales	3,788.00
41000 · Vinyl Fest Revenues - Other	12.00
<b>Total 41000 · Vinyl Fest Revenues</b>	<b>7,918.00</b>
42000 · Merchandise	
42040 · Vinyl Sales	180.00
<b>Total 42000 · Merchandise</b>	<b>180.00</b>
43000 · Community Support	
43030 · Election Forums	400.00
43000 · Community Support - Other	770.00
<b>Total 43000 · Community Support</b>	<b>1,170.00</b>
43060 · Radio Show Sponsorship	625.00
43070 · Campaign Sponsorship	850.00
43090 · Station Sponsorship	1,000.00
43500 · ONAIRversary	
43510 · Donations	12,411.00
43520 · Auction	4,424.00
<b>Total 43500 · ONAIRversary</b>	<b>16,835.00</b>
47000 · Membership Dues	745.00
48000 · Grants	
48551 · Local Matters	8,270.00
48000 · Grants - Other	900.00
<b>Total 48000 · Grants</b>	<b>9,170.00</b>
<b>Total Income</b>	<b>38,493.00</b>
<b>Gross Profit</b>	<b>38,493.00</b>
<b>Expense</b>	
50000 · Vinyl Fest Expenses	
50100 · Advertising	563.19
50200 · Supples and Misc	41.21
50300 · Equipment Rental	452.00
50400 · Facility Rent	697.30
50000 · Vinyl Fest Expenses - Other	80.08
<b>Total 50000 · Vinyl Fest Expenses</b>	<b>1,833.78</b>
61000 · Promotions	
61010 · Prizes & giveaways	2,463.13
61050 · Meals & entertainment	389.69
61070 · Printing & copying	437.37
<b>Total 61000 · Promotions</b>	<b>3,290.19</b>
61500 · Supplies	
61550 · Tech Supplies	783.55
<b>Total 61500 · Supplies</b>	<b>783.55</b>
62000 · Insurance	1,235.44
63000 · Interest and bank charges	489.31
64000 · Licences, fees and dues	1,454.38



4:47 PM

2023-08-02

Accrual Basis

# Peach City Community Radio Society

## Profit & Loss

September 2022 through July 2023

	<u>Sep '22 - Jul 23</u>
66000 · Utilities	
66100 · Phone and internet	1,231.45
66200 · Electricity	<u>2,107.84</u>
Total 66000 · Utilities	3,339.29
67000 · Rental	
67100 · Studio Rental	6,100.90
67300 · AGM Facility Rental	<u>89.25</u>
Total 67000 · Rental	6,190.15
68000 · Repairs & maintenance	
68100 · Studio repairs	112.98
68300 · Studio Expansion	<u>1,169.59</u>
Total 68000 · Repairs & maintenance	1,282.57
72000 · Board Retreat	280.83
88000 · Local Matters	
88010 · Honoraria - Coordinator	8,000.00
88080 · Room Rental	<u>270.00</u>
Total 88000 · Local Matters	<u>8,270.00</u>
Total Expense	<u>28,449.49</u>
Net Ordinary Income	10,043.51
Other Income/Expense	
Other Expense	
87000 · "Caught in the Act"	
87010 · Honoraria	<u>0.00</u>
Total 87000 · "Caught in the Act"	<u>0.00</u>
Total Other Expense	<u>0.00</u>
Net Other Income	<u>0.00</u>
Net Income	<u><u>10,043.51</u></u>



## REGIONAL GRANT IN AID APPLICATION FORM

NAME OF ORGANIZATION <b>DB Foundation for Health Research</b>		AMOUNT REQUESTED <b>\$10,000</b>	
MAILING ADDRESS <b>...</b>			
POSTAL CODE <b>V0H 1N1</b>		CONTACT PERSON (NAME AND TITLE) <b>Donna Benson, Founder</b>	
TELEPHONE NUMBER <b>...</b>		EMAIL ADDRESS <b>...</b>	

### INFORMATION REGARDING THE APPLICANT ORGANIZATION:

IS YOUR ORGANIZATION A REGISTERED NOT FOR PROFIT SOCIETY IN BC? YES YES NO \_\_\_\_\_

IF YES PROVIDE REGISTERED SOCIETY NUMBER S007 5659

HAS YOUR ORGANIZATION RECEIVED FUNDING FROM THE RDOS BEFORE? YES \_\_\_\_\_ NO NO

IF "YES" ; WHEN \_\_\_\_\_ AND AMOUNT RECEIVED: \_\_\_\_\_

### DETAILS OF GRANT REQUEST

Please provide the following information in a brief narrative in the **following order**. (maximum 2 pages)

#### 1. Project/Program Abstract

- Brief summary of the proposed project/program including:
- Total estimated costs;
- The amount requested from the Regional District and how the funds will be used;
- Other principal sources of support.

#### 2. Project/Program Description

- Specify project/program outcomes that you plan to achieve.
- Who and how many will be served and why are you serving them? Why would they use your particular services? What geographic area does this project/program target? **Please indicate clearly how your project/program is considered regional in nature (Benefits of project/program are significant in at least three Electoral Areas and/or member municipalities**
- How will you reach the population you plan to serve?
- What strategies will be used to achieve the proposed outcomes?
- How will you know if you have achieved the outcomes proposed?

### 3. Funding Considerations

Describe plans for obtaining other funding needed to carry out the project/program, including amounts requested of other funders and any volunteer labour and/or in-kind donations.

If the project/program is expected to continue beyond the grant period describe plans for ensuring continued funding after the grant period.

### CHECKLIST - DOCUMENTS TO SUBMIT WITH YOUR APPLICATION

Yes Copy of Event or Initiative Budget – A detailed budget (see attached template) including costs, revenues and fees charged. Where possible please provide copies of cost estimates obtained

YES Copy of Organization's last Financial Statement

YES Details of your Organization's structure (include Directors names)

Please ensure you have answered all sections of this form and provided all the requested documents.

SIGNATURE	DATE Dec 10, 2023.
NAME (PLEASE PRINT) Donna Benson	TITLE Founder, Director

### SUBMIT TO:

Regional District of Okanagan-Similkameen  
101 Martin Street  
Penticton, BC V2A 5J9  
Email: [info@rdos.bc.ca](mailto:info@rdos.bc.ca)  
Attention: Finance Manager



**RDOS REGIONAL GRANT IN AID BUDGET TEMPLATE**

<b>Organization Name:</b>	DB Foundation for Health Research
<b>For period</b>	From <u>January</u> to December 2024 to _____.
<b>REVENUE</b>	
<b>Grants (provide Names of grantors)</b>	
from Government	10,000
from Foundations	
from Corporations	
<b>Earned Income (ie interest)</b>	
Individual contributions.	12,000
Fundraising events and product sales.	
Membership income	
<b>Additional revenue (please specify)</b>	
We hope to receive Michael Smith Foundation funding for the data analysis and publications	5,000
Sponsorships: Food, entertainment	10,000
<b>TOTAL INCOME</b>	37,000
<b>EXPENSES</b>	
Salaries and wages	12,000
Consultant and professional fees (e.g. accounting, legal, etc.)	<b>\$1,000</b>
Travel	\$2,000
Equipment	
Supplies	4,000
Advertising and printing	3,000
Rent	0
Utilities (ie electric, gas, telephone, cable)	0
<b>Other expenses (please specify)</b>	
Stipends	7,000
Basic food costs which are leveraged with donations	8,000
<b>TOTAL EXPENSES</b>	37,000
<b>IN KIND SUPPORT (PLEASE PROVIDE DETAILS)</b>	
UBC Okanagan, students, professors	5,000
Donna Benson, whatever is needed	12,000
Barb Stewart, stipend with in kind	12,000
Cawston, Oliver, Princeton, Summerland, Naramata businesses	12,000



**STATEMENT OF DIRECTORS AND REGISTERED OFFICE**

BC Society • Societies Act

CERTIFIED COPY  
Of a document filed with the  
Province of British Columbia  
Registrar of Companies

*T.K. Sparks*  
T.K. SPARKS

**NAME OF SOCIETY: DB FOUNDATION FOR HEALTH RESEARCH**

**Incorporation Number:** S0075659  
**Business Number:** 76634 0202 BC0001  
**Filed Date and Time:** December 1, 2023 11:13 AM Pacific Time

**REGISTERED OFFICE ADDRESS INFORMATION**

**Delivery Address:**

**Mailing Address:**

100000000 DRIVE

**DIRECTOR INFORMATION**

**Last Name, First Name Middle Name:**

BENSON, BRENDAN THOMAS

**Delivery Address:**

**Last Name, First Name Middle Name:**

BENSON, DONNA VERNE

**Delivery Address:**

**Last Name, First Name Middle Name:**

BENSON, NATASHA LAUREN

**Delivery Address:**

100000009  
P00000009



## Memory Cafes

*- an evidence based intervention to galvanise, catalyse and mobilise community resources towards creating a Dementia Friendly Community/Regional District*

### 1. Project/Program Abstract - Brief summary of the proposed project/program:

Collaborating within the RDOS with local people impacted by dementia, their caregivers, and their family members, local businesses, passionate volunteers, faith community, Seniors Centers, the Alzheimer's Society, First Nations, Parks and Recreation Departments, the School District, UBC, the Division of Family Practice physicians, Historical Societies, the Libraries and the Arts Community — ***we aspire to be a catalyst and to mobilise local community resources to sustainably host Memory Cafes***. Memory Cafes are an evidence-based intervention, primarily seen in urban centres, which can serve to galvanise typically siloed community resources around a common theme.

The global and local theme can be summarised as follows -- we are all touched by dementia, it is a growing challenge we cannot escape, we are one of the highest ageing demographics here in the south Okanagan Similkameen, with geographically isolated elders and financially struggling elders, and it is not hopeless. There are evidence-based social interventions to reduce the major contributing barriers to solutions -- these are; isolation, siloed efforts competing for limited funding, depression, caregiver burnout, and stigma. With the abundance of good will and skilled, caring people in our community -- we know this initiative is possible. We have evidence of this unmet need and the desire for potential solutions over our four experiments in Cawston/Keremeos and conversations with members of the Oliver Seniors Centre. With an iterative, practical, academic Action Research approach (Plan, Do, Think) -- each stage is a learning opportunity to better meet needs -- from all perspectives in better, cheaper, faster ways.

Total estimated costs	\$37,000	The amount requested from the Regional District	\$10,000
-----------------------	----------	---	----------

**Funds will be used for** networking with community partners, advertising, promotions, engaging organisations, specific sector training, transportations, stipends, coordinating, web page and social media, data analysis, publications, presentations, and core food or supplies which we cannot secure donations for. Sometimes minimal venue rental fees are required as well as honorariums for musicians.

**Other sources of funds** include private donations from individuals, businesses, and we hope with RDOS support - this will lead to sustainable funding from local, provincial, and national agencies and funding bodies.

### 2. Project/Program Description

**Specific project/program outcomes** we plan to achieve over 12 months include hosting 2 to 4 Memory Cafes each in Princeton, Hedley, Oliver, Osoyoos, Summerland, Cawston, and Naramata. With these Cafe's, we hope to raise the level of conversation around Dementia and collectively identify solutions for each community's unique needs - initiatives we can do together as a community but not as individuals. As well, we intend to find sustainable ways to continue the conversion, build new social networks - particularly across age, economic and cultural fissures, and build our capabilities and social capital to tackle future social problems which could benefit from a galvanised community approach.

**Who and how many will be served?** Based on the Cawston experiments, we would be able to serve 40 to 100 people per community over time and there would be spin off impacts to local businesses and organisations.

**Why are you serving them?** Because we know the pain -- and we know that we can help and contribute.....there are things we can do. We do have agency, we have models -- we cannot sit back and do nothing.

**Why would they use your services?** Curiosity at first, then deeper interest, the lighter and less clinical approach is appealing and the positive focus on what we can celebrate, what we can do and what we can share with each other. People who have attended tell us that they want to 'live life well with dementia'.

**What geographic area does this project/program target how your project/program is considered regional in nature?** We will include all of RDOS, depending on funding.

**How will you reach the population you plan to serve?** Not for Profits, Posters, media, direct telephone, word of mouth, email, publications, organisation contacts, newsletters, newspapers, radio, tv, hopefully RDOS web site.

**What strategies will be used to achieve the proposed outcomes?** We will use a rigorous and disciplined approach of Action Research, under a UBC Ethics approved protocol. Taking an iterative research approach will ensure continuous learning and growth. Any failures will also be considered in the context of learning opportunities. We also envision this as an embedded program with Parks and Recreation. This is too important a community need to be subject to the comings and goings of passionate individuals, shifting organizational priorities and unreliable funding.

**How will you know if you have achieved the outcomes proposed?** Our success metrics related to the intended outcomes will be tracked and monitored through Ethics approved feedback surveys and interviews. Data will be shared with participants, funding bodies and academic partners.

### **3. Funding Considerations**

**Plans for obtaining other funding** needed to carry out the project/program, include donations from event hosting sites, Credit Unions, banking foundations, real estate companies, the wine industry, and local businesses and passionate individuals. The academic portion of the work will hopefully be able to be done under academic grants. We anticipate continued volunteer labour, students, local "touched" individuals and/or in-kind donations.

We have also contacted our MLA and MP for suggestion for Provincial and National Funding. As well, an attendee and now raving fan from the latest Cawston event is involved in the Community Foundation space and has offered to share her perspective on funding with us.

To continue beyond the grant period we plan to work with RDOS staff and elected officials to explore how to justify embedding the program within the tax supported programming to ensure continued funding after the grant period.

### **4. Spin offs Impacts**

At the May 2024 BC Parks and Recreation Conference in Penticton we would love to present and share our experience with Memory Cafes as a bridgehead and gateway to decreasing stigma, isolation and siloed efforts related to dementia. We would bring together a panel of our local team, UBC researchers, other municipal leaders in the Dementia Friendly Communities ( eg West Vancouver, Vernon, New Westminster, and members of the Alzheimer's Society).

In building this broader community, circle of care – we anticipate leveraging our experience and learning to create a more Dementia Friendly BC.

**THANK YOU!**

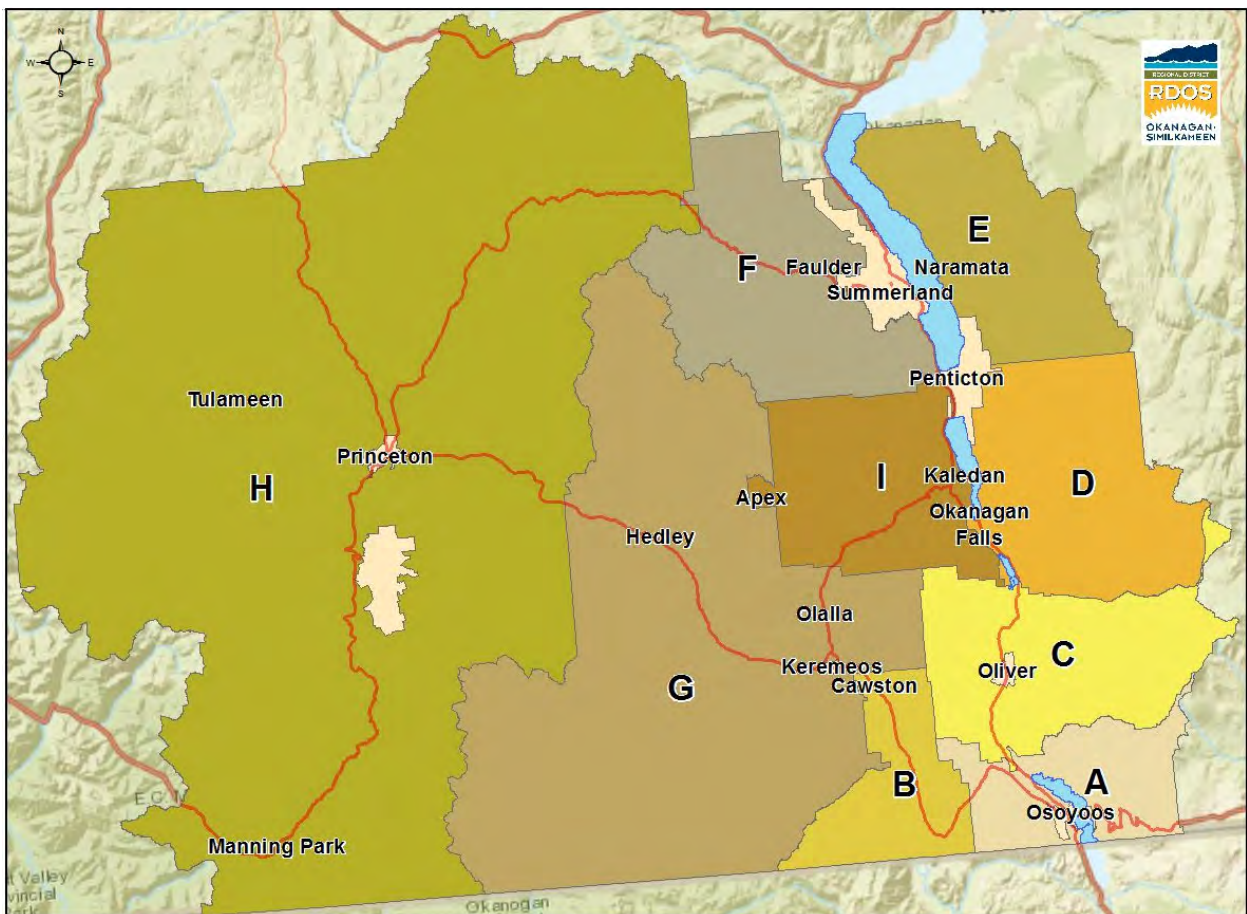
We humbly appreciate this invitation to share our dream and vision for this important work in implementing Memory Cafes within the RDOS.



# Regional District of Okanagan-Similkameen

## 2024-2028 Appendix 2

### Staff Request (FTE- Full Time Equivalent)



## Summary

FTE Number	Description	Department	Amount in 2024
FTE01	Emergency Program Coordinator	Community Services	\$ 91,590
FTE02	Emergency Program Technician	Community Services	\$ 80,590
FTE03	Facilities Attendant	Community Services	\$ 85,060
FTE04	Parks Lead Hand	Community Services	\$ 64,364
FTE05	Pest Control / Labourer	Utilities	\$ 52,000
FTE06	Utilities - Student	Utilities	\$ 20,360
FTE07	System Operator I	Utilities	\$ 100,180
FTE08	Utilities Coordinator	Utilities	\$ 103,182
FTE09	Engineering Technologist I	Utilities	\$ 115,181
FTE10	Engineering Technologist II	Utilities	Position Change
FTE11	Utilities Sustainability Engineer	Utilities	Position Change
FTE12	Environmental Technologist	Utilities	Position Change
FTE13	Purchasing Manager	Finance	\$ 130,360
FTE14	Electrician	Utilities	\$ 151,830
FTE15	Accountant II	Finance	\$ 66,115
FTE16	Planning Technician	Planning	\$ 92,366
FTE17	Communications Manager	Legislative Services	\$ 138,379
FTE18	Corporate Initiatives Coordinator	Legislative Services	\$ 90,120
			\$ 1,381,677

### Impact Per Area

All	\$ 737,769
Electoral Areas	\$ 136,592
A	\$ 685
B	\$ 685
C	\$ 32,183
D	\$ 141,673
E	\$ 131,024
F	\$ 71,684
G	\$ 23,282
H	\$ 37,333
I	\$ 11,537
B / G	\$ 7,530
D / E / F / I	\$ 6,846
Overhead	\$ 42,855
Total	\$ 1,381,677



FTE Requests - Appendix 2

					Total Expense					
Emergency Program Coordinator					2024 Tax Impact	2024	2025	2026	2027	2028
FTE 01	0410	1-2-0410-1000	WAGES	All	24.62%	\$ 86,000	\$ 87,720	\$ 89,474	\$ 91,264	\$ 93,089
<b>Total</b>						\$ 91,590	\$ 90,349	\$ 92,143	\$ 93,973	\$ 95,839

					Total Expense					
Emergency Program Technician					2024 Tax Impact	2024	2025	2026	2027	2028
FTE 02	0410	1-2-0410-1000	WAGES	All	21.47%	\$ 75,000	\$ 76,500	\$ 78,030	\$ 79,591	\$ 81,182
<b>Total</b>						\$ 80,590	\$ 79,129	\$ 80,698	\$ 82,299	\$ 83,932

					Total Expense					
Facilities Attendant					2024 Tax Impact	2024	2025	2026	2027	2028
FTE 03	0100	1-2-0100-1000	WAGES	All	5.35%	\$ 81,210	\$ 82,834	\$ 84,491	\$ 86,181	\$ 87,904
<b>Total</b>						\$ 85,060	\$ 86,234	\$ 87,941	\$ 89,682	\$ 91,459

					Total Expense					
Parks Lead Hand					2024 Tax Impact	2024	2025	2026	2027	2028
FTE 04	3905	3-2-3905-1000	WAGES	C	17.62%	\$ 5,246	\$ 5,351	\$ 5,458	\$ 5,567	\$ 5,678
	7520	1-2-7520-1000	WAGES	D	1.78%	\$ 31,474	\$ 32,103	\$ 32,746	\$ 33,400	\$ 34,068
	7530	1-2-7530-1000	WAGES	I	2.03%	\$ 5,246	\$ 5,351	\$ 5,458	\$ 5,567	\$ 5,678
	7540	1-2-7540-1000	WAGES	E	3.43%	\$ 31,474	\$ 32,103	\$ 32,746	\$ 33,400	\$ 34,068
	7720	1-2-7720-1000	WAGES	All	1.39%	\$ 10,491	\$ 10,701	\$ 10,915	\$ 11,133	\$ 11,356
	8960	1-2-8960-1000	WAGES	D	47.98%	\$ 15,737	\$ 16,052	\$ 16,373	\$ 16,700	\$ 17,034
	9380	1-2-9380-1000	WAGES	D	0.32%	\$ 5,246	\$ 5,351	\$ 5,458	\$ 5,567	\$ 5,678
	7520	1-2-7520-3520	CONTRACTS	D		\$ (20,000)	\$ (20,400)	\$ (20,808)	\$ (21,224)	\$ (21,649)
	7540	1-2-7540-3520	CONTRACTS	E		\$ (15,000)	\$ (15,300)	\$ (15,606)	\$ (15,918)	\$ (16,236)
	7720	1-2-7720-3520	CONTRACTS	All		\$ (5,000)	\$ (5,100)	\$ (5,202)	\$ (5,306)	\$ (5,412)
	9380	1-2-9380-2500	OPERATIONS	D		\$ (5,000)	\$ (5,100)	\$ (5,202)	\$ (5,306)	\$ (5,412)
<b>Total</b>						\$ 64,364	\$ 64,512	\$ 65,785	\$ 67,083	\$ 68,407

					Total Expense					
Pest Control / Labourer					2024 Tax Impact	2024	2025	2026	2027	2028
FTE 05	3800	4-2-3800-1000	WAGES	D	0.30%	\$ 2,600	\$ 2,652	\$ 2,705	\$ 2,759	\$ 2,814
	3815	4-2-3815-1000	WAGES	C	1.19%	\$ 520	\$ 530	\$ 541	\$ 552	\$ 563
	3910	3-2-3910-1000	WAGES	F	contract	\$ 2,600	\$ 2,652	\$ 2,705	\$ 2,759	\$ 2,814
	3915	3-2-3915-1000	WAGES	D	2.60%	\$ 7,800	\$ 7,956	\$ 8,115	\$ 8,277	\$ 8,443
	3920	3-2-3920-1000	WAGES	F	1.42%	\$ 2,080	\$ 2,122	\$ 2,164	\$ 2,207	\$ 2,251
	3930	3-2-3930-1000	WAGES	C	2.02%	\$ 2,080	\$ 2,122	\$ 2,164	\$ 2,207	\$ 2,251
	3940	3-2-3940-1000	WAGES	E	1.18%	\$ 15,600	\$ 15,912	\$ 16,230	\$ 16,555	\$ 16,886
	3960	3-2-3960-1000	WAGES	G	1.93%	\$ 2,600	\$ 2,652	\$ 2,705	\$ 2,759	\$ 2,814
	3970	3-2-3970-1000	WAGES	F	2.07%	\$ 7,280	\$ 7,426	\$ 7,574	\$ 7,726	\$ 7,880
	3975	3-2-3975-1000	WAGES	C	0.78%	\$ 520	\$ 530	\$ 541	\$ 552	\$ 563
	3980	3-2-3980-1000	WAGES	D	1.34%	\$ 1,040	\$ 1,061	\$ 1,082	\$ 1,104	\$ 1,126
	3990	3-2-3990-1000	WAGES	H	1.56%	\$ 2,080	\$ 2,122	\$ 2,164	\$ 2,207	\$ 2,251
	5700	1-2-5700-1000	WAGES	All	3.17%	\$ 5,200	\$ 5,304	\$ 5,410	\$ 5,518	\$ 5,629
<b>Total</b>						\$ 52,000	\$ 53,040	\$ 54,101	\$ 55,183	\$ 56,286

					Total Expense					
Utilities - Student					2024 Tax Impact	2024	2025	2026	2027	2028
FTE 06	0300	1-2-0300-1000	WAGES	Electoral Areas	0.11%	\$ 2,765	\$ 2,820	\$ 2,877	\$ 2,934	\$ 2,993
	3800	4-2-3800-1000	WAGES	D	0.06%	\$ 553	\$ 564	\$ 575	\$ 587	\$ 599
	3910	3-2-3910-1000	WAGES	F	contract	\$ 553	\$ 564	\$ 575	\$ 587	\$ 599
	3915	3-2-3915-1000	WAGES	D	1.48%	\$ 4,423	\$ 4,511	\$ 4,602	\$ 4,694	\$ 4,788
	3920	3-2-3920-1000	WAGES	F	1.01%	\$ 1,474	\$ 1,503	\$ 1,534	\$ 1,564	\$ 1,596
	3930	3-2-3930-1000	WAGES	C	0.18%	\$ 184	\$ 188	\$ 191	\$ 195	\$ 199
	3940	3-2-3940-1000	WAGES	E	0.33%	\$ 4,423	\$ 4,511	\$ 4,602	\$ 4,694	\$ 4,788
	3960	3-2-3960-1000	WAGES	G	1.09%	\$ 1,474	\$ 1,503	\$ 1,534	\$ 1,564	\$ 1,596
	3970	3-2-3970-1000	WAGES	F	0.36%	\$ 1,290	\$ 1,316	\$ 1,342	\$ 1,369	\$ 1,396
	3980	3-2-3980-1000	WAGES	D	0.48%	\$ 369	\$ 376	\$ 384	\$ 392	\$ 399
	3990	3-2-3990-1000	WAGES	H	0.69%	\$ 922	\$ 940	\$ 959	\$ 978	\$ 998
<b>Total</b>						\$ 20,360	\$ 20,149	\$ 20,545	\$ 20,948	\$ 21,360

FTE Requests - Appendix 2

					Total Expense					
System Operator I	Charge Codes				2024 Tax Impact	2024	2025	2026	2027	2028
FTE 07	0300	1-2-0300-1000	WAGES	Electoral Areas	0.23%	\$ 5,675	\$ 5,789	\$ 5,904	\$ 6,022	\$ 6,143
	3800	4-2-3800-1000	WAGES	D	0.53%	\$ 4,730	\$ 4,825	\$ 4,921	\$ 5,020	\$ 5,120
	3815	4-2-3815-1000	WAGES	C	1.08%	\$ 473	\$ 482	\$ 492	\$ 502	\$ 512
	3910	3-2-3910-1000	WAGES	F	contract	\$ 2,837	\$ 2,894	\$ 2,952	\$ 3,011	\$ 3,071
	3915	3-2-3915-1000	WAGES	D	6.30%	\$ 18,918	\$ 19,296	\$ 19,682	\$ 20,076	\$ 20,477
	3920	3-2-3920-1000	WAGES	F	0.97%	\$ 1,419	\$ 1,447	\$ 1,476	\$ 1,506	\$ 1,536
	3930	3-2-3930-1000	WAGES	C	2.76%	\$ 2,838	\$ 2,895	\$ 2,953	\$ 3,012	\$ 3,072
	3940	3-2-3940-1000	WAGES	E	2.14%	\$ 28,377	\$ 28,945	\$ 29,523	\$ 30,114	\$ 30,716
	3960	3-2-3960-1000	WAGES	G	4.20%	\$ 5,675	\$ 5,789	\$ 5,904	\$ 6,022	\$ 6,143
	3970	3-2-3970-1000	WAGES	F	4.03%	\$ 14,189	\$ 14,473	\$ 14,762	\$ 15,057	\$ 15,359
	3975	3-2-3975-1000	WAGES	C	1.42%	\$ 946	\$ 965	\$ 984	\$ 1,004	\$ 1,024
	3980	3-2-3980-1000	WAGES	D	2.44%	\$ 1,892	\$ 1,930	\$ 1,968	\$ 2,008	\$ 2,048
	3990	3-2-3990-1000	WAGES	H	4.96%	\$ 6,621	\$ 6,753	\$ 6,888	\$ 7,026	\$ 7,167
				<b>Total</b>		\$ 100,180	\$ 99,111	\$ 101,079	\$ 103,088	\$ 105,136

					Total Expense					
Utilities Coordinator	Charge Codes				2024 Tax Impact	2024	2025	2026	2027	2028
FTE 08	3800	4-2-3800-1000	WAGES	D	0.43%	\$ 3,804	\$ 3,880	\$ 3,958	\$ 4,037	\$ 4,118
	3815	4-2-3815-1000	WAGES	C	6.54%	\$ 2,853	\$ 2,910	\$ 2,968	\$ 3,028	\$ 3,088
	3910	3-2-3910-1000	WAGES	F	contract	\$ 951	\$ 970	\$ 989	\$ 1,009	\$ 1,029
	3915	3-2-3915-1000	WAGES	D	3.80%	\$ 11,411	\$ 11,639	\$ 11,872	\$ 12,109	\$ 12,352
	3940	3-2-3940-1000	WAGES	E	1.01%	\$ 13,313	\$ 13,579	\$ 13,851	\$ 14,128	\$ 14,410
	3960	3-2-3960-1000	WAGES	G	0.71%	\$ 951	\$ 970	\$ 989	\$ 1,009	\$ 1,029
	3970	3-2-3970-1000	WAGES	F	0.27%	\$ 951	\$ 970	\$ 989	\$ 1,009	\$ 1,029
	3975	3-2-3975-1000	WAGES	C	2.86%	\$ 1,902	\$ 1,940	\$ 1,979	\$ 2,018	\$ 2,059
	3980	3-2-3980-1000	WAGES	D	1.23%	\$ 951	\$ 970	\$ 989	\$ 1,009	\$ 1,029
	3990	3-2-3990-1000	WAGES	H	0.72%	\$ 951	\$ 970	\$ 989	\$ 1,009	\$ 1,029
	4200	1-2-4200-1000	WAGES	Electoral Areas	124.27%	\$ 57,054	\$ 58,195	\$ 59,359	\$ 60,546	\$ 61,757
				<b>Total</b>		\$ 103,182	\$ 102,161	\$ 104,178	\$ 106,235	\$ 108,334

					Total Expense					
Engineering Technologist I	Charge Codes				2024 Tax Impact	2024	2025	2026	2027	2028
FTE 09	0300	1-2-0300-1000	WAGES	Electoral Areas	0.35%	\$ 8,567	\$ 8,738	\$ 8,913	\$ 9,091	\$ 9,273
	0340	1-2-0340-1000	WAGES	D	9.52%	\$ 3,213	\$ 3,277	\$ 3,343	\$ 3,410	\$ 3,478
	0360	1-2-0360-1000	WAGES	E	6.80%	\$ 4,284	\$ 4,370	\$ 4,457	\$ 4,546	\$ 4,637
	0390	1-2-0390-1000	WAGES	H	8.26%	\$ 4,284	\$ 4,370	\$ 4,457	\$ 4,546	\$ 4,637
	3800	4-2-3800-1000	WAGES	D	0.18%	\$ 1,606	\$ 1,638	\$ 1,671	\$ 1,704	\$ 1,738
	3815	4-2-3815-1000	WAGES	C	4.91%	\$ 2,142	\$ 2,185	\$ 2,229	\$ 2,273	\$ 2,319
	3910	3-2-3910-1000	WAGES	F	contract	\$ 4,284	\$ 4,370	\$ 4,457	\$ 4,546	\$ 4,637
	3915	3-2-3915-1000	WAGES	D	5.00%	\$ 14,993	\$ 15,293	\$ 15,599	\$ 15,911	\$ 16,229
	3920	3-2-3920-1000	WAGES	F	2.93%	\$ 4,284	\$ 4,370	\$ 4,457	\$ 4,546	\$ 4,637
	3930	3-2-3930-1000	WAGES	C	1.04%	\$ 1,071	\$ 1,092	\$ 1,114	\$ 1,137	\$ 1,159
	3940	3-2-3940-1000	WAGES	E	1.54%	\$ 20,347	\$ 20,754	\$ 21,169	\$ 21,592	\$ 22,024
	3960	3-2-3960-1000	WAGES	G	4.76%	\$ 6,425	\$ 6,554	\$ 6,685	\$ 6,818	\$ 6,955
	3970	3-2-3970-1000	WAGES	F	3.04%	\$ 10,709	\$ 10,923	\$ 11,142	\$ 11,364	\$ 11,592
	3975	3-2-3975-1000	WAGES	C	4.03%	\$ 2,677	\$ 2,731	\$ 2,785	\$ 2,841	\$ 2,898
	3980	3-2-3980-1000	WAGES	D	2.76%	\$ 2,142	\$ 2,185	\$ 2,229	\$ 2,273	\$ 2,319
	3990	3-2-3990-1000	WAGES	H	6.41%	\$ 8,567	\$ 8,738	\$ 8,913	\$ 9,091	\$ 9,273
	4200	1-2-4200-1000	WAGES	Electoral Areas	16.33%	\$ 7,496	\$ 7,646	\$ 7,799	\$ 7,955	\$ 8,114
				<b>Total</b>		\$ 115,181	\$ 114,400	\$ 116,661	\$ 118,969	\$ 121,322

					Total Expense					
Engineering Technologist II	Charge Codes				2024 Tax Impact	2024	2025	2026	2027	2028

					Total Expense					
Utilities Sustainability Engineer	Charge Codes				2024 Tax Impact	2024	2025	2026	2027	2028

					Total Expense					
Environmental Technologist	Charge Codes				2024 Tax Impact	2024	2025	2026	2027	2028

					Total Expense					
Purchasing Manager	Charge Codes				2024 Tax Impact	2024	2025	2026	2027	2028
FTE 13	0100	1-2-0100-1000	WAGES	All	6.60%	\$ 100,144	\$ 102,147	\$ 104,190	\$ 106,274	\$ 108,399
	0300	1-2-0300-1000	WAGES	Electoral Areas	1.00%	\$ 25,036	\$ 25,537	\$ 26,047	\$ 26,568	\$ 27,100
				<b>Total</b>		\$ 130,360	\$ 129,897	\$ 132,483	\$ 135,121	\$ 137,813

FTE Requests - Appendix 2

					Total Expense					
Electrician	Charge Codes				2024 Tax Impact	2024	2025	2026	2027	2028
FTE 14	0410	1-2-0100-1000	WAGES	All	1.31%	\$ 19,853	\$ 20,250	\$ 20,655	\$ 21,068	\$ 21,489
		1-2-0300-1000	WAGES	Electoral Areas	0.22%	\$ 5,477	\$ 5,586	\$ 5,698	\$ 5,812	\$ 5,928
		3-2-3910-1000	WAGES	F	contract	\$ 4,107	\$ 4,190	\$ 4,273	\$ 4,359	\$ 4,446
		3-2-3915-1000	WAGES	D	4.56%	\$ 13,692	\$ 13,965	\$ 14,245	\$ 14,530	\$ 14,820
		3-2-3920-1000	WAGES	F	1.41%	\$ 2,054	\$ 2,095	\$ 2,137	\$ 2,179	\$ 2,223
		3-2-3930-1000	WAGES	C	2.66%	\$ 2,738	\$ 2,793	\$ 2,849	\$ 2,906	\$ 2,964
		3-2-3940-1000	WAGES	E	1.50%	\$ 19,853	\$ 20,250	\$ 20,655	\$ 21,068	\$ 21,489
		3-2-3960-1000	WAGES	G	3.04%	\$ 4,107	\$ 4,190	\$ 4,273	\$ 4,359	\$ 4,446
		3-2-3970-1000	WAGES	F	1.16%	\$ 4,107	\$ 4,190	\$ 4,273	\$ 4,359	\$ 4,446
		3-2-3980-1000	WAGES	D	2.64%	\$ 2,054	\$ 2,095	\$ 2,137	\$ 2,179	\$ 2,223
		3-2-3990-1000	WAGES	H	7.17%	\$ 9,584	\$ 9,776	\$ 9,971	\$ 10,171	\$ 10,374
		4-2-3800-1000	WAGES	D	0.77%	\$ 6,846	\$ 6,983	\$ 7,122	\$ 7,265	\$ 7,410
		1-2-4200-1000	WAGES	Electoral Areas	5.97%	\$ 2,738	\$ 2,793	\$ 2,849	\$ 2,906	\$ 2,964
		1-2-3000-1000	WAGES	C	3.07%	\$ 3,423	\$ 3,491	\$ 3,561	\$ 3,632	\$ 3,705
		1-2-3400-1000	WAGES	B / G	1.11%	\$ 2,738	\$ 2,793	\$ 2,849	\$ 2,906	\$ 2,964
		1-2-3500-1000	WAGES	D / E / F / I	0.21%	\$ 6,846	\$ 6,983	\$ 7,122	\$ 7,265	\$ 7,410
		1-2-4310-1000	WAGES	I	3.42%	\$ 2,738	\$ 2,793	\$ 2,849	\$ 2,906	\$ 2,964
		1-2-7200-1000	WAGES	B / G	0.31%	\$ 1,369	\$ 1,397	\$ 1,424	\$ 1,453	\$ 1,482
		1-2-7310-1000	WAGES	B / G	2.69%	\$ 2,738	\$ 2,793	\$ 2,849	\$ 2,906	\$ 2,964
		1-2-7490-1000	WAGES	H	1.71%	\$ 1,369	\$ 1,397	\$ 1,424	\$ 1,453	\$ 1,482
		1-2-7520-1000	WAGES	D	38.00%	\$ 2,738	\$ 2,793	\$ 2,849	\$ 2,906	\$ 2,964
		1-2-7530-1000	WAGES	I	1.06%	\$ 2,738	\$ 2,793	\$ 2,849	\$ 2,906	\$ 2,964
		1-2-7540-1000	WAGES	E	0.41%	\$ 2,054	\$ 2,095	\$ 2,137	\$ 2,179	\$ 2,223
		1-2-7570-1000	WAGES	F	0.48%	\$ 685	\$ 698	\$ 712	\$ 726	\$ 741
		1-2-7580-1000	WAGES	B	1.09%	\$ 685	\$ 698	\$ 712	\$ 726	\$ 741
		1-2-7830-1000	WAGES	E	4.00%	\$ 685	\$ 698	\$ 712	\$ 726	\$ 741
		1-2-9380-1000	WAGES	D	2.71%	\$ 4,107	\$ 4,190	\$ 4,273	\$ 4,359	\$ 4,446
		1-2-1100-1000	WAGES	B / G	0.11%	\$ 685	\$ 698	\$ 712	\$ 726	\$ 741
		1-2-1200-1000	WAGES	D	0.15%	\$ 685	\$ 698	\$ 712	\$ 726	\$ 741
		1-2-1400-1000	WAGES	H	0.28%	\$ 685	\$ 698	\$ 712	\$ 726	\$ 741
		1-2-1500-1000	WAGES	C	0.44%	\$ 685	\$ 698	\$ 712	\$ 726	\$ 741
		1-2-1600-1000	WAGES	I	0.20%	\$ 685	\$ 698	\$ 712	\$ 726	\$ 741
		1-2-1700-1000	WAGES	E	0.14%	\$ 685	\$ 698	\$ 712	\$ 726	\$ 741
		1-2-1800-1000	WAGES	A	0.26%	\$ 685	\$ 699	\$ 713	\$ 727	\$ 741
<b>Total</b>						\$ 151,830	\$ 151,608	\$ 154,440	\$ 157,329	\$ 160,276

					Total Expense					
Accountant II	Charge Codes				2024 Tax Impact	2024	2025	2026	2027	2028
FTE 15	0100	1-2-0100-1000	WAGES	All	3.06%	\$ 46,466	\$ 47,396	\$ 48,343	\$ 49,310	\$ 50,297
	0300	1-2-0300-1000	WAGES	Electoral Areas	0.62%	\$ 15,489	\$ 15,799	\$ 16,114	\$ 16,437	\$ 16,766
<b>Total</b>						\$ 66,115	\$ 65,488	\$ 66,786	\$ 68,110	\$ 69,461

					Total Expense					
Planning Technician	Charge Codes				2024 Tax Impact	2024	2025	2026	2027	2028
FTE 16	5000	1-2-5000-1000	WAGES	All	7.02%	\$ 87,426	\$ 89,175	\$ 90,958	\$ 92,777	\$ 94,633
<b>Total</b>						\$ 92,366	\$ 91,652	\$ 93,472	\$ 95,329	\$ 97,224

					Total Expense					
Communications Manager	Charge Codes				2024 Tax Impact	2024	2025	2026	2027	2028
FTE 17	0100	1-2-0100-1000	WAGES	All	9.07%	\$ 137,539	\$ 140,290	\$ 143,096	\$ 145,957	\$ 148,877
<b>Total</b>						\$ 138,379	\$ 140,534	\$ 143,344	\$ 146,209	\$ 149,133

					Total Expense					
Corporate Initiatives Coordinator	Charge Codes				2024 Tax Impact	2024	2025	2026	2027	2028
FTE 18	0100	1-2-0100-1000	WAGES	All	5.88%	\$ 89,280	\$ 91,066	\$ 92,887	\$ 94,745	\$ 96,640
<b>Total</b>						\$ 90,120	\$ 91,310	\$ 93,135	\$ 94,997	\$ 96,896

**Regional District of Okanagan Similkameen  
Full Time Equivalent (FTE) Request Form 2023**



Position Title: Emergency Program Coordinator

BCGEU/EXEMPT:

EXEMPT

FTE                      FTE                     

Status:

Full Time

Wages (including Labour Load)                     

FTE # 01

Departments Funding	% of Time	Funding of Position 1st Year		Yes/No	Amount Year 1	Amount Year 2	Amount Year 3	Amount Year 4	Amount Year 5
1-2-0410-1000 - EMERGENCY PLANNING WAGES	100.00%	\$ 86,000.00	Computer	<input type="radio"/> Yes <input type="radio"/> No	\$ 600.00	NA	NA	NA	NA
		\$ -	Computer Licencing Costs	<input type="radio"/> Yes <input type="radio"/> No	\$ 120.00	\$ 122.00	\$ 124.00	\$ 126.00	\$ 128.00
		\$ -	Cell Phone	<input type="radio"/> Yes <input type="radio"/> No	\$ 500.00	NA	NA	NA	NA
		\$ -	Cell Phone Yearly Costs	<input type="radio"/> Yes <input type="radio"/> No	\$ 1,000.00	\$ 1,015.00	\$ 1,030.00	\$ 1,045.00	\$ 1,061.00
		\$ -	Land Line	<input type="radio"/> Yes <input type="radio"/> No	\$ 60.00	\$ 61.00	\$ 62.00	\$ 63.00	\$ 64.00
		\$ -	Vehicle Usage	<input type="radio"/> Yes <input type="radio"/> No	\$ 150.00	\$ 152.00	\$ 154.00	\$ 156.00	\$ 158.00
		\$ -	New Desk	<input type="radio"/> Yes <input type="radio"/> No	\$ 1,500.00	NA	NA	NA	NA
		\$ -	Chair	<input type="radio"/> Yes <input type="radio"/> No	\$ 400.00	NA	NA	NA	NA
		\$ -	Office Supplies	<input type="radio"/> Yes <input type="radio"/> No	\$ 60.00	\$ 61.00	\$ 62.00	\$ 63.00	\$ 64.00
		\$ -	Training	<input checked="" type="radio"/> Yes <input type="radio"/> No	\$ 1,200.00	\$ 1,218.00	\$ 1,236.00	\$ 1,255.00	\$ 1,274.00
		\$ -	Membership Fees	<input type="radio"/> Yes <input type="radio"/> No		\$ -	\$ -	\$ -	\$ -
		\$ -	Other:(Specify) Clarit/ Licensig	<input type="radio"/> Yes <input type="radio"/> No					
		\$ -		<input type="radio"/> Yes <input type="radio"/> No					
		\$ -		<input type="radio"/> Yes <input type="radio"/> No					
		\$ -		<input type="radio"/> Yes <input type="radio"/> No					
		\$ -		<input type="radio"/> Yes <input type="radio"/> No					
		\$ -		<input type="radio"/> Yes <input type="radio"/> No					
		\$ -		<input type="radio"/> Yes <input type="radio"/> No					
		\$ -		<input type="radio"/> Yes <input type="radio"/> No					
		\$ -		<input type="radio"/> Yes <input type="radio"/> No					
Must Equal 100%	100.00%	\$ 86,000.00	Non Wage Expenses		\$ 5,590.00	\$ 2,629.00	\$ 2,668.00	\$ 2,708.00	\$ 2,749.00
			Wages		\$ 86,000.00	\$ 87,720	\$ 89,474	\$ 91,264	\$ 93,089
			Total		\$ 91,590.00	\$ 90,349	\$ 92,142	\$ 93,972	\$ 95,838

**Justification for Request:**  
Following five years of increased emergencies such as wildfires, Floods, and natural events impacting the RDOS, with EOC activations and increased workloads, the Community Services Department is requesting a full-time Emergency Program Coordinator (EPC) position to increase the capacity of the Emergency Management Program. The 2023 Regional Emergency Program Review (REPR) completed by Sundog Solutions (2023) also recommends increased staffing within the department.

The EPC would report directly to the Manager of Emergency Services and be a lateral position to the current full-time EPC. By having two full-time EPCs, the RDOS will increase its capacity to divide workloads pertaining to the technical and day-to-day maintenance of the Emergency Management Program. This includes shared responsibility in training, risk assessments, hazard-specific emergency response plans, EOC maintenance and activations, and remaining portfolios related to areas of mitigation, preparedness, response, and recovery. Additional staff will also assist with capacity for duty officer rotation and staffing for level 1 EOC activations, decreasing the potential of employee burnout (also noted in the REPR).

Sign Off:

Department Manager \_\_\_\_\_

Information Services Manager \_\_\_\_\_

Human Resources: \_\_\_\_\_

Payroll: \_\_\_\_\_

CAO: \_\_\_\_\_



**Regional District of Okanagan Similkameen  
Full Time Equivalent (FTE) Request Form 2023**



Position Title: Emergency Program Technician  
 FTE            FTE             
 Wages (including Labour Load)           

BCGEU/EXEMPT:            EXEMPT             
 Status:            Full Time            **FTE #02**

Departments Funding	% of Time	Funding of Position 1st Year		Yes/No	Amount Year 1	Amount Year 2	Amount Year 3	Amount Year 4	Amount Year 5
1-2-0410-1000 - EMERGENCY PLANNING WAGES	100.00%	\$ 75,000.00	Computer	<input type="radio"/> Yes <input type="radio"/> No	\$ 600.00	NA	NA	NA	NA
		\$ -	Computer Licencing Costs	<input type="radio"/> Yes <input type="radio"/> No	\$ 120.00	\$ 122.00	\$ 124.00	\$ 126.00	\$ 128.00
		\$ -	Cell Phone	<input type="radio"/> Yes <input type="radio"/> No	\$ 500.00	NA	NA	NA	NA
		\$ -	Cell Phone Yearly Costs	<input checked="" type="radio"/> Yes <input type="radio"/> No	\$ 1,000.00	\$ 1,015.00	\$ 1,030.00	\$ 1,045.00	\$ 1,061.00
		\$ -	Land Line	<input type="radio"/> Yes <input type="radio"/> No	\$ 60.00	\$ 61.00	\$ 62.00	\$ 63.00	\$ 64.00
		\$ -	Vehicle Usage	<input type="radio"/> Yes <input type="radio"/> No	\$ 150.00	\$ 152.00	\$ 154.00	\$ 156.00	\$ 158.00
		\$ -	New Desk	<input type="radio"/> Yes <input type="radio"/> No	\$ 1,500.00	NA	NA	NA	NA
		\$ -	Chair	<input type="radio"/> Yes <input type="radio"/> No	\$ 400.00	NA	NA	NA	NA
		\$ -	Office Supplies	<input type="radio"/> Yes <input type="radio"/> No	\$ 60.00	\$ 61.00	\$ 62.00	\$ 63.00	\$ 64.00
		\$ -	Training	<input type="radio"/> Yes <input type="radio"/> No	\$ 1,200.00	\$ 1,218.00	\$ 1,236.00	\$ 1,255.00	\$ 1,274.00
		\$ -	Membership Fees	<input type="radio"/> Yes <input type="radio"/> No		\$ -	\$ -	\$ -	\$ -
		\$ -	Other:(Specify) Clar/H Licenslg	<input type="radio"/> Yes <input type="radio"/> No					
		\$ -		<input type="radio"/> Yes <input type="radio"/> No					
		\$ -		<input type="radio"/> Yes <input type="radio"/> No					
		\$ -		<input type="radio"/> Yes <input type="radio"/> No					
		\$ -		<input type="radio"/> Yes <input type="radio"/> No					
		\$ -		<input type="radio"/> Yes <input type="radio"/> No					
		\$ -		<input type="radio"/> Yes <input type="radio"/> No					
		\$ -		<input type="radio"/> Yes <input type="radio"/> No					
		\$ -		<input type="radio"/> Yes <input type="radio"/> No					
Must Equal 100%	100.00%	\$ 75,000.00	Non Wage Expenses		\$ 5,590.00	\$ 2,629.00	\$ 2,668.00	\$ 2,708.00	\$ 2,749.00
			Wages		\$ 75,000.00	\$ 76,500	\$ 78,030	\$ 79,591	\$ 81,182
			<b>Total</b>		<b>\$ 80,590.00</b>	<b>\$ 79,129</b>	<b>\$ 80,698</b>	<b>\$ 82,299</b>	<b>\$ 83,931</b>

**Justification for Request:**

Following five years of increased emergencies such as wildfires, floods, and natural events impacting the RDOS, with EOC activations and increased workloads, the Community Services Department is requesting a full-time Emergency Program Technician (EPT) position to increase the capacity of the Emergency Management Program. The 2023 Regional Emergency Program Review (REPR) completed by Sundog Solutions (2023) also recommends increased staffing within the department.

The EPT's portfolio will consist of administrative support (including grants), community engagement and education, and acting in a Regional Emergency Support Services Coordinator (ESSC) role. The EPT will focus on a variety of projects including (1) ESS regional plans, regional and municipal ESS team support such as regional training and volunteer recognition, and supplier and resource management; (2) working with community groups, local businesses, and emergency services to build capacity within the community through workshops and public education; (3) grant writing, operational readiness and checklists, contact and distribution lists, and EDMS documentation.

By having additional staff to support the emergency management program, there will be increased capacity to manage the duty roster and Level 1 EOC activations with a decreased risk of employee burnout.

**Sign Off:**

Department Manager \_\_\_\_\_

Information Services Manager \_\_\_\_\_

Human Resources: \_\_\_\_\_

Payroll: \_\_\_\_\_

CAO: \_\_\_\_\_

**Regional District of Okanagan Similkameen  
Full Time Equivalent (FTE) Request Form 2023**



Position Title: Facilities Attendant

FTE 1

Wages (including Labour Load) \$ 81,210

BCGEU/EXEMPT: BCGEU

Status: Full Time

FTE #03

Departments Funding	% of Time	Funding of Position 1st Year		Yes/No	Amount Year 1	Amount Year 2	Amount Year 3	Amount Year 4	Amount Year 5
1-2-0100-1000 - GENERAL GOVERNMENT WAGES	100.00%	\$ 85,060.00	Computer	<input type="radio"/> Yes <input type="radio"/> No		NA	NA	NA	NA
		\$ -	Computer Licencing Costs	<input type="radio"/> Yes <input type="radio"/> No		\$ -	\$ -	\$ -	\$ -
		\$ -	Cell Phone	<input type="radio"/> Yes <input type="radio"/> No	\$ 500.00	NA	NA	NA	NA
		\$ -	Cell Phone Yearly Costs	<input type="radio"/> Yes <input type="radio"/> No	\$ 1,000.00	\$ 1,015.00	\$ 1,030.00	\$ 1,045.00	\$ 1,061.00
		\$ -	Land Line	<input type="radio"/> Yes <input type="radio"/> No		\$ -	\$ -	\$ -	\$ -
		\$ -	Vehicle Usage	<input type="radio"/> Yes <input type="radio"/> No	\$ 150.00	\$ 152.00	\$ 154.00	\$ 156.00	\$ 158.00
		\$ -	New Desk	<input type="radio"/> Yes <input type="radio"/> No		NA	NA	NA	NA
		\$ -	Chair	<input type="radio"/> Yes <input type="radio"/> No		NA	NA	NA	NA
		\$ -	Office Supplies	<input type="radio"/> Yes <input type="radio"/> No		\$ -	\$ -	\$ -	\$ -
		\$ -	Training	<input type="radio"/> Yes <input type="radio"/> No	\$ 1,200.00	\$ 1,218.00	\$ 1,236.00	\$ 1,255.00	\$ 1,274.00
		\$ -	Membership Fees	<input checked="" type="radio"/> Yes <input type="radio"/> No	\$ 1,000.00	\$ 1,015.00	\$ 1,030.00	\$ 1,045.00	\$ 1,061.00
		\$ -	Other:(Specify) Clariti Licencing	<input type="radio"/> Yes <input type="radio"/> No					
		\$ -		<input type="radio"/> Yes <input type="radio"/> No					
		\$ -		<input type="radio"/> Yes <input type="radio"/> No					
		\$ -		<input type="radio"/> Yes <input type="radio"/> No					
		\$ -		<input type="radio"/> Yes <input type="radio"/> No					
		\$ -		<input type="radio"/> Yes <input type="radio"/> No					
		\$ -		<input type="radio"/> Yes <input type="radio"/> No					
		\$ -		<input type="radio"/> Yes <input type="radio"/> No					
		\$ -		<input type="radio"/> Yes <input type="radio"/> No					
Must Equal 100%	100.00%	\$ 85,060.00	Non Wage Expenses		\$ 3,850.00	\$ 3,400.00	\$ 3,450.00	\$ 3,501.00	\$ 3,554.00
			Wages		\$ 81,210.00	\$ 82,834	\$ 84,491	\$ 86,181	\$ 87,904
			Total		\$ 85,060.00	\$ 86,234	\$ 87,941	\$ 89,682	\$ 91,458

**Justification for Request:**

The corporate offices for the RDOS include three separate buildings that total nearly 25,000 square feet of office space, meeting rooms, and comfort amenities. Traditionally, facility maintenance has not had a dedicated resource and was handled as time permitted, typically in the off-season with Parks staffing or contractors. This approach makes it challenging to provide timely service to our internal customers as deferred maintenance continues to add up. Adding a committed resource will ensure that custodial tasks including preventative maintenance, repairs, ergonomics, and general improvements are adequately addressed for the administrative facilities of approximately 80 employees.

Sign Off:

Department Manager \_\_\_\_\_

Information Services Manager \_\_\_\_\_

Human Resources: \_\_\_\_\_

Payroll: \_\_\_\_\_

CAO: \_\_\_\_\_



**Regional District of Okanagan Similkameen  
Full Time Equivalent (FTE) Request Form 2023**



Position Title: Parks Lead Hand

FTE 1

BCGEU/EXEMPT: BCGEU

Status: Full Time

FTE #04

Wages (including Labour Load) \$ 100,465

Departments Funding	% of Time	Funding of Position 1st Year		Yes/No	Amount Year 1	Amount Year 2	Amount Year 3	Amount Year 4	Amount Year 5
1-2-7720-1000 - REGIONAL TRAILS WAGES	10.00%	\$ 10,491.45	Computer	<input type="radio"/> Yes <input type="radio"/> No	\$ 600.00	NA	NA	NA	NA
1-2-7520-1000 - DK FALLS RECREATION WAGES	30.00%	\$ 31,474.36	Computer Licencing Costs	<input type="radio"/> Yes <input type="radio"/> No		\$ -	\$ -	\$ -	\$ -
1-2-7530-1000 - KALEDEN RECREATION WAGES	5.00%	\$ 5,245.73	Cell Phone	<input type="radio"/> Yes <input type="radio"/> No	\$ 500.00	NA	NA	NA	NA
1-2-7540-1000 - NARAMATA PARKS & RECREATION WAGES	30.00%	\$ 31,474.36	Cell Phone Yearly Costs	<input type="radio"/> Yes <input type="radio"/> No	\$ 1,000.00	\$ 1,015.00	\$ 1,030.00	\$ 1,045.00	\$ 1,061.00
1-2-8960-1000 - OK FALLS CEMETERY WAGES	15.00%	\$ 15,737.18	Land Line	<input type="radio"/> Yes <input type="radio"/> No		\$ -	\$ -	\$ -	\$ -
3-2-3905-1000 - LOOSE BAY CAMPGROUND SERVICE	5.00%	\$ 5,245.73	Vehicle Usage	<input type="radio"/> Yes <input type="radio"/> No	\$ 150.00	\$ 152.00	\$ 154.00	\$ 156.00	\$ 158.00
1-2-9380-1000 - AREA D ECONOMIC DEV. WAGES	5.00%	\$ 5,245.73	New Desk	<input type="radio"/> Yes <input type="radio"/> No		NA	NA	NA	NA
		\$ -	Chair	<input type="radio"/> Yes <input type="radio"/> No		NA	NA	NA	NA
		\$ -	Office Supplies	<input type="radio"/> Yes <input type="radio"/> No		\$ -	\$ -	\$ -	\$ -
		\$ -	Training	<input type="radio"/> Yes <input type="radio"/> No	\$ 1,200.00	\$ 1,218.00	\$ 1,236.00	\$ 1,255.00	\$ 1,274.00
		\$ -	Membership Fees	<input checked="" type="radio"/> Yes <input type="radio"/> No	\$ 1,000.00	\$ 1,015.00	\$ 1,030.00	\$ 1,045.00	\$ 1,061.00
		\$ -	Other:(Specify) Clarity Licencing	<input type="radio"/> Yes <input type="radio"/> No					
1-2-7520-3520 -OK FALLS RECREATION CONTRACTS		-\$ 20,000		<input type="radio"/> Yes <input type="radio"/> No					
1-2-7540-3520 -NARAMATA RECREATION CONTRACTS		-\$ 15,000		<input type="radio"/> Yes <input type="radio"/> No					
1-2-9380-2500 -AREA D EC DEV OPERATIONS		-\$ 5,000		<input type="radio"/> Yes <input type="radio"/> No					
1-2-7720-3520 -REGIONAL TRAILS -CONTRACT		-\$ 5,000		<input type="radio"/> Yes <input type="radio"/> No					
		\$ -		<input type="radio"/> Yes <input type="radio"/> No					
		\$ -		<input type="radio"/> Yes <input type="radio"/> No					
		\$ -		<input type="radio"/> Yes <input type="radio"/> No					
		\$ -		<input type="radio"/> Yes <input type="radio"/> No					
		\$ -		<input type="radio"/> Yes <input type="radio"/> No					
Must Equal 100%	100.00%	\$ 59,914.54	Non Wage Expenses	<input type="radio"/> Yes <input type="radio"/> No	\$ 4,450.00	\$ 3,400.00	\$ 3,450.00	\$ 3,501.00	\$ 3,554.00
			Wages		\$ 100,464.54	\$ 102,474	\$ 104,523	\$ 106,614	\$ 108,746
			Total		\$ 104,914.54	\$ 105,874	\$ 107,973	\$ 110,115	\$ 112,300

Justification for Request:

The Park and Facilities Operations team provides maintenance services to 27 service areas. The primary focus is outdoor recreation assets within the parks and trails program and the operation of cemeteries in 2 communities. The team also provides maintenance for various community facilities, Public Works and Solid Waste facilities, and Emergency telecommunications tower sites. The service includes vegetation management, snow removal, and facility maintenance. With a continued expansion of the parks, facilities, and assets, combined with a greater need for technical knowledge, and oversight of staff and contractors that operate in these functions, a Lead Hand position is required.

In 2023, operational benchmarks based on industry standards and best practices were established, including staff time requirements to meet these standards. The initial tally of these requirements indicates an additional 4,000 person-hours are needed to meet these standards. On the surface, the parks, cemeteries, and amenities in the region are maintained in good condition. However, there are areas that receive less maintenance and have dropped below the established standards.

Sign Off:

Department Manager \_\_\_\_\_

Information Services Manager \_\_\_\_\_

Human Resources: \_\_\_\_\_

Payroll: \_\_\_\_\_

CAO: \_\_\_\_\_



**Regional District of Okanagan Similkameen  
Full Time Equivalent (FTE) Request Form 2024**



**Position Title:** Pest Control/Labourer

**BCGEU/EXEMPT:** BCGEU

**FTE:** 0.7

**Status:** FTE #05

**Wages (including Labour Load):** \$ 52,000

**INCREASING FTE FOR PEST CONTROL/LABOURER POSITIONS BASED ON DEPARTMENT NEEDS  
0.98 FTE to 1.05 FTE FOR MOSQUITO CONTROL PROGRAM  
ADDITION OF UP TO 0.65 FTE FOR LABOURER DUTIES BY PEST CONTROL ASSISTANT**

Departments Funding	% of Time	Funding of Position 1st Year		Yes/No	Amount Year 1	Amount Year 2	Amount Year 3	Amount Year 4	Amount Year 5
1-2-5700-1000 - MOSQUITO CONTROL WAGES	10.00%	\$ 5,200.00	Computer	<input type="radio"/> Yes <input type="radio"/> No	NA	NA	NA	NA	NA
3-2-3910-1000 - SAGE MESA WATER WAGES	5.00%	\$ 2,600.00	Computer Licencing Costs	<input type="radio"/> Yes <input type="radio"/> No	NA	NA	NA	NA	NA
3-2-3915-1000 - OKANAGAN FALLS WATER WAGES	15.00%	\$ 7,800.00	Cell Phone	<input type="radio"/> Yes <input type="radio"/> No	NA	NA	NA	NA	NA
3-2-3920-1000 - FAULLER WATER WAGES	4.00%	\$ 2,080.00	Cell Phone Yearly Costs	<input type="radio"/> Yes <input type="radio"/> No	NA	NA	NA	NA	NA
3-2-3930-1000 - WILLOWBROOK WATER WAGES	4.00%	\$ 2,080.00	Land Line	<input type="radio"/> Yes <input type="radio"/> No	NA	NA	NA	NA	NA
3-2-3940-1000 - NARAMATA WATER WAGES	30.00%	\$ 15,600.00	Vehicle Usage	<input type="radio"/> Yes <input type="radio"/> No	NA	NA	NA	NA	NA
3-2-3960-1000 - OLALLA WATER WAGES	5.00%	\$ 2,600.00	New Desk	<input type="radio"/> Yes <input type="radio"/> No	NA	NA	NA	NA	NA
3-2-3970-1000 - WESTBENCH WATER WAGES	14.00%	\$ 7,280.00	Chair	<input type="radio"/> Yes <input type="radio"/> No	NA	NA	NA	NA	NA
3-2-3975-1000 - GALLAGHER LAKE WATER WAGES	1.00%	\$ 520.00	Office Supplies	<input type="radio"/> Yes <input type="radio"/> No	NA	NA	NA	NA	NA
3-2-3980-1000 - SUN VALLEY WATER WAGES	2.00%	\$ 1,040	Training	<input type="radio"/> Yes <input type="radio"/> No	NA	NA	NA	NA	NA
3-2-3990-1000 - MISSEZULA LAKE WATER WAGES	4.00%	\$ 2,080	Membership Fees	<input type="radio"/> Yes <input type="radio"/> No					
4-2-3800-1000 - OK FALLS WASTE WATER WAGES	5.00%	\$ 2,600	Other:(Specify) Clariti Licensig	<input type="radio"/> Yes <input type="radio"/> No	\$ -	\$ -	\$ -	\$ -	\$ -
4-2-3815-1000 - GALLAGHER LAKE WASTE WATER WAGES	1.00%	\$ 520		<input type="radio"/> Yes <input type="radio"/> No					
		\$ -		<input type="radio"/> Yes <input type="radio"/> No					
		\$ -		<input type="radio"/> Yes <input type="radio"/> No					
		\$ -		<input type="radio"/> Yes <input type="radio"/> No					
		\$ -		<input type="radio"/> Yes <input type="radio"/> No					
		\$ -		<input type="radio"/> Yes <input type="radio"/> No					
		\$ -		<input type="radio"/> Yes <input type="radio"/> No					
Must Equal 100%	100.00%	\$ 52,000.00	Non Wage Expenses	<input type="radio"/> Yes <input type="radio"/> No	\$ -	\$ -	\$ -	\$ -	\$ -
			Wages		\$ 52,000.00	\$ 53,040	\$ 54,101	\$ 55,183	\$ 56,286
			Total		\$ 52,000.00	\$ 53,040	\$ 54,101	\$ 55,183	\$ 56,286

**Justification for Request:**  
 Mosquito Control Program is requiring a few changes in order to provide consistent service each year. The program currently allocates 0.98 FTE for the two positions hired each year. The first change proposed is to increase one of the Pest Control Assistant/Labourer roles to a Lead Pest Control Assistant/Labourer role. This position would require an experienced worker from previous mosquito control seasons to get the program started each year, lead as the main field contact and providing guidance and training to new workers in the program. A second change to the mosquito program is the addition of an extra worker for a few weeks of each season during peak treatment times. The number of registered sites continues to increase each year and ensuring treatment is applied during the critical larvae stage means additional staff time is required to visit all the sites. During the last two seasons, a third person has been brought in to assist for a couple of weeks. This additional staff time should be accounted for in the budgets going forward. If the extra staff time is not needed in a given year, it will not be used. A third change is the addition of up to 0.65 FTE of labourer work for the water and sewer systems. The Pest Control/Labourer role has frequently being used outside of mosquito season for various amounts of time to perform labourer duties for the Utilities department. This request will allow for the continuation of labourer duties around the Mosquito Control season as needed. The labourer duties will be flexible in how many hours may be needed each year, depending on specific circumstances. For 2023, the Pest Control Assistant/Labourer position is performing labourer duties as the department is short staffed after an Operator II departed in mid-summer. Additionally, the increase in FTEs will allow the two main positions to be classified as seasonal, thereby providing union recall and seniority provisions. The proposed budget additions include all three of the presented changes. As a note, the additional costs for equipment and supplies for the Pest Control Assistants is already built into the budgets and no additional expenses are applicable.

With approval of this request the following changes are proposed:

Current FTE available	Additional FTE from this Request	Proposed breakdown
0.98 FTE (in 2023 budget)	0.70 FTE	1.05 FTE for Mosquito Control Program 0.65 FTE for Utilities Labourer work (as needed basis)

**Sign Off:**

Department Manager: Lisa Bloomfield

Information Services Manager: \_\_\_\_\_

Human Resources: \_\_\_\_\_

Payroll: \_\_\_\_\_

CAO: \_\_\_\_\_



**Regional District of Okanagan Similkameen  
Full Time Equivalent (FTE) Request Form 2024**



**Position Title:** Utilities Students **BCGEU/EXEMPT:** BCGEU  
**FTE** Total of 1.0 FTE **Status:** Temporary **FTE #06**

**Wages (including Labour Load) \$ 16,500** Additional budget requested to allows for either (a) 3 students for 4 months each or (b) 1 student for 4 months and 1 student for 8 months

Departments Funding	% of Time	Funding of Position 1st Year		Yes/No	Amount Year 1	Amount Year 2	Amount Year 3	Amount Year 4	Amount Year 5
1-2-0300-1000 - ELECTORAL AREA ADMIN WAGES	15.00%	\$ 2,764.50	Computer	<input type="radio"/> Yes <input type="radio"/> No	\$ 600.00	NA	NA	NA	NA
3-2-3910-1000 - SAGE MESA WATER WAGES	3.00%	\$ 552.90	Computer Licencing Costs	<input type="radio"/> Yes <input type="radio"/> No	\$ 120.00	\$ 122.00	\$ 124.00	\$ 126.00	\$ 128.00
3-2-3920-1000 - FAULDER WATER WAGES	8.00%	\$ 1,474.40	Cell Phone	<input type="radio"/> Yes <input type="radio"/> No		NA	NA	NA	NA
3-2-3915-1000 - OKANAGAN FALLS WATER WAGES	24.00%	\$ 4,423.20	Cell Phone Yearly Costs	<input type="radio"/> Yes <input type="radio"/> No	\$ 1,000.00	\$ 1,015.00	\$ 1,030.00	\$ 1,045.00	\$ 1,061.00
3-2-3930-1000 - WILLOWBROOK WATER WAGES	1.00%	\$ 184.30	Land Line	<input type="radio"/> Yes <input type="radio"/> No		\$ -	\$ -	\$ -	\$ -
3-2-3990-1000 - NARAMATA WATER WAGES	24.00%	\$ 4,423.20	Vehicle Usage	<input type="radio"/> Yes <input type="radio"/> No	\$ 150.00	\$ 152.00	\$ 154.00	\$ 156.00	\$ 158.00
3-2-3960-1000 - OLALLA WATER WAGES	8.00%	\$ 1,474.40	New Desk	<input type="radio"/> Yes <input type="radio"/> No		NA	NA	NA	NA
3-2-3970-1000 - WESTBENCH WATER WAGES	7.00%	\$ 1,290.10	Chair	<input type="radio"/> Yes <input type="radio"/> No		NA	NA	NA	NA
	0.00%	\$ -	Office Supplies	<input type="radio"/> Yes <input type="radio"/> No	\$ 60.00	\$ 61.00	\$ 62.00	\$ 63.00	\$ 64.00
3-2-3980-1000 - SUN VALLEY WATER WAGES	2.00%	\$ 369	Training	<input type="radio"/> Yes <input checked="" type="radio"/> No		\$ -	\$ -	\$ -	\$ -
3-2-3990-1000 - MISSEZULA LAKE WATER WAGES	5.00%	\$ 922	Membership Fees	<input type="radio"/> Yes <input type="radio"/> No	\$ -	\$ -	\$ -	\$ -	\$ -
4-2-3800-1000 - OK FALLS WASTE WATER WAGES	3.00%	\$ 553	Other:(Specify) Clariti Licensig	<input type="radio"/> Yes <input type="radio"/> No					\$ -
		\$ -		<input type="radio"/> Yes <input type="radio"/> No					
		\$ -		<input type="radio"/> Yes <input type="radio"/> No					
		\$ -		<input type="radio"/> Yes <input type="radio"/> No					
		\$ -		<input type="radio"/> Yes <input type="radio"/> No					
		\$ -		<input type="radio"/> Yes <input type="radio"/> No					
		\$ -		<input type="radio"/> Yes <input type="radio"/> No					
		\$ -		<input type="radio"/> Yes <input type="radio"/> No					
		\$ -		<input type="radio"/> Yes <input type="radio"/> No					
		\$ -		<input type="radio"/> Yes <input type="radio"/> No					
Must Equal 100%	100.00%	\$ 18,430.00	Non Wage Expenses	<input type="radio"/> Yes <input type="radio"/> No	\$ 1,930.00	\$ 1,350.00	\$ 1,370.00	\$ 1,390.00	\$ 1,411.00
			Wages		\$ 16,500.00	\$ 16,830	\$ 17,167	\$ 17,510	\$ 17,860
			Total		\$ 18,430.00	\$ 18,180	\$ 18,537	\$ 18,900	\$ 19,271

**Justification for Request:**  
 In 2023, a request was approved for two students to assist in the water and sewer systems. After a successful year hiring co-op students, it is desirable to continue to offer co-op experience to future students. Co-op terms are for 4 months or 8 months. To allow flexibility in hiring students each year, this proposal will ensure funding is in place each year for up to 3 students on 4 month co-op terms or 2 students with one on a 4 month term and one on an 8 month term. The students participate in monitoring and maintenance tasks depending on their level of experience and understanding. It is very advantageous for operations staff to have students with backgrounds on water and/or sewer systems. For the next several years, data will be added into the asset management software that can be performed by the co-op students during their term. If three students are hired, the department will also focus on water conservation messaging and education to the customers in addition to organizing of drawings and service cards for all the water and sewer systems.

**Sign Off:**

Department Manager \_\_\_\_\_ *Lisa Bloomfield*

Information Services Manager \_\_\_\_\_

Human Resources: \_\_\_\_\_

Payroll: \_\_\_\_\_

CAO: \_\_\_\_\_

## Regional District of Okanagan Similkameen Full Time Equivalent (FTE) Request Form 2024



**Position Title:** System Operator I      **BCGEU/EXEMPT:** BCGEU  
**FTE:** 1      **Status:** Full Time      **FTE #07**  
**Wages (including Labour Load):** \$ 89,000 Estimated

Departments Funding	% of Time	Funding of Position 1st Year		Yes/No	Amount Year 1	Amount Year 2	Amount Year 3	Amount Year 4	Amount Year 5
1-2-0300-1000 - ELECTORAL AREA ADMIN WAGES	6.00%	\$ 5,675.40	Computer	<input type="radio"/> Yes <input type="radio"/> No	\$ 600.00	NA	NA	NA	NA
3-2-3910-1000 - SAGE MESA WATER WAGES	3.00%	\$ 2,837.70	Computer Licencing Costs	<input type="radio"/> Yes <input type="radio"/> No	\$ 120.00	\$ 122.00	\$ 124.00	\$ 126.00	\$ 128.00
3-2-3920-1000 - FAULDER WATER WAGES	1.50%	\$ 1,418.85	Cell Phone	<input type="radio"/> Yes <input type="radio"/> No	\$ 500.00	NA	NA	NA	NA
3-2-3915-1000 - OKANAGAN FALLS WATER WAGES	20.00%	\$ 18,918.00	Cell Phone Yearly Costs	<input type="radio"/> Yes <input type="radio"/> No	\$ 1,000.00	\$ 1,015.00	\$ 1,030.00	\$ 1,045.00	\$ 1,061.00
3-2-3930-1000 - WILLOWBROOK WATER WAGES	3.00%	\$ 2,837.70	Land Line	<input type="radio"/> Yes <input type="radio"/> No	\$ 60.00	\$ 61.00	\$ 62.00	\$ 63.00	\$ 64.00
3-2-3940-1000 - NARAMATA WATER WAGES	30.00%	\$ 28,377.00	Vehicle Usage	<input checked="" type="radio"/> Yes <input type="radio"/> No	\$ 150.00	\$ 152.00	\$ 154.00	\$ 156.00	\$ 158.00
3-2-3960-1000 - OLALLA WATER WAGES	6.00%	\$ 5,675.40	New Desk	<input type="radio"/> Yes <input type="radio"/> No	\$ 1,500.00	NA	NA	NA	NA
3-2-3970-1000 - WESTBENCH WATER WAGES	15.00%	\$ 14,188.50	Chair	<input type="radio"/> Yes <input type="radio"/> No	\$ 400.00	NA	NA	NA	NA
3-2-3975-1000 - GALLAGHER LAKE WATER WAGES	1.00%	\$ 945.90	Office Supplies	<input type="radio"/> Yes <input type="radio"/> No	\$ 60.00	\$ 61.00	\$ 62.00	\$ 63.00	\$ 64.00
3-2-3980-1000 - SUN VALLEY WATER WAGES	2.00%	\$ 1,892	Training	<input type="radio"/> Yes <input type="radio"/> No	\$ 1,200.00	\$ 1,218.00	\$ 1,236.00	\$ 1,255.00	\$ 1,274.00
3-2-3990-1000 - MISSEZULA LAKE WATER WAGES	7.00%	\$ 6,621	Membership Fees	<input type="radio"/> Yes <input type="radio"/> No	\$ -	\$ -	\$ -	\$ -	\$ -
4-2-3800-1000 - OK FALLS WASTE WATER WAGES	5.00%	\$ 4,730	Other:(Specify) Clariti Licensig	<input type="radio"/> Yes <input type="radio"/> No					\$ -
4-2-3815-1000 - GALLAGHER LAKE WASTE WATER WAGES	0.50%	\$ 473		<input type="radio"/> Yes <input type="radio"/> No					
		\$ -		<input type="radio"/> Yes <input type="radio"/> No					
		\$ -		<input type="radio"/> Yes <input type="radio"/> No					
		\$ -		<input type="radio"/> Yes <input type="radio"/> No					
		\$ -		<input type="radio"/> Yes <input type="radio"/> No					
		\$ -		<input type="radio"/> Yes <input type="radio"/> No					
		\$ -		<input type="radio"/> Yes <input type="radio"/> No					
		\$ -		<input type="radio"/> Yes <input type="radio"/> No					
		\$ -		<input type="radio"/> Yes <input type="radio"/> No					
		\$ -		<input type="radio"/> Yes <input type="radio"/> No					
Must Equal 100%	100.00%	\$ 94,590.00	Non Wage Expenses	<input type="radio"/> Yes <input type="radio"/> No	\$ 5,590.00	\$ 2,629.00	\$ 2,668.00	\$ 2,708.00	\$ 2,749.00
			Wages		\$ 89,000.00	\$ 90,780	\$ 92,596	\$ 94,448	\$ 96,336
			Total		\$ 94,590.00	\$ 93,409	\$ 95,264	\$ 97,156	\$ 99,085

**Justification for Request:**

In order to prepare for upcoming utility acquisitions and retirements for long serving operators in the next several years, new operators are required to begin learning and training on the water and sewer systems. To adequately learn the operational requirements for a system, a senior operator must teach and guide the new operators over time. The RDOS has been fortunate to have several operators who started in a labourer capacity and have reached various certification levels for operating utilities under the guidance of senior operators. The System Operator I position is anticipated to bring a new operator or operator in training into the Utilities team. By recruiting an operator at this time, the department will be more prepared for acquisitions, retirements or unplanned leaks or breakages without disrupting all of the current operational requirements each day.

**Sign Off:**  
 Department Manager Lisa Bloomfield  
 Information Services Manager \_\_\_\_\_  
 Human Resources: \_\_\_\_\_

Payroll: \_\_\_\_\_  
 CAO: \_\_\_\_\_



## Regional District of Okanagan Similkameen Full Time Equivalent (FTE) Request Form 2024



Position Title: Utilities Coordinator

BCGEU/EXEMPT: BCGEU

FTE: 1

Status: Full Time

FTE #08

Wages (including Labour Load) \$ 87,000 Estimated

Departments Funding	% of Time	Funding of Position 1st Year		Yes/No	Amount Year 1	Amount Year 2	Amount Year 3	Amount Year 4	Amount Year 5
1-2-4200-1000 - SUBDIVISION SERVICING WAGES	60.00%	\$ 57,054.00	Computer	<input type="radio"/> Yes <input type="radio"/> No	\$ 600.00	NA	NA	NA	NA
3-2-3910-1000 - SAGE MESA WATER WAGES	1.00%	\$ 950.90	Computer Licencing Costs	<input type="radio"/> Yes <input type="radio"/> No	\$ 120.00	\$ 122.00	\$ 124.00	\$ 126.00	\$ 128.00
3-2-3920-1000 - FAULDER WATER WAGES	0.00%	\$ -	Cell Phone	<input type="radio"/> Yes <input type="radio"/> No	\$ 500.00	NA	NA	NA	NA
3-2-3915-1000 - OKANAGAN FALLS WATER WAGES	12.00%	\$ 11,410.80	Cell Phone Yearly Costs	<input type="radio"/> Yes <input type="radio"/> No	\$ 1,000.00	\$ 1,015.00	\$ 1,030.00	\$ 1,045.00	\$ 1,061.00
3-2-3930-1000 - WILLOWBROOK WATER WAGES	0.00%	\$ -	Land Line	<input type="radio"/> Yes <input type="radio"/> No	\$ 60.00	\$ 61.00	\$ 62.00	\$ 63.00	\$ 64.00
3-2-3940-1000 - NARAMATA WATER WAGES	14.00%	\$ 13,312.60	Vehicle Usage	<input checked="" type="radio"/> Yes <input type="radio"/> No	\$ 150.00	\$ 152.00	\$ 154.00	\$ 156.00	\$ 158.00
3-2-3960-1000 - OLALLA WATER WAGES	1.00%	\$ 950.90	New Desk	<input type="radio"/> Yes <input type="radio"/> No	\$ 1,500.00	NA	NA	NA	NA
3-2-3970-1000 - WESTBENCH WATER WAGES	1.00%	\$ 950.90	Chair	<input type="radio"/> Yes <input type="radio"/> No	\$ 400.00	NA	NA	NA	NA
3-2-3975-1000 - GALLAGHER LAKE WATER WAGES	2.00%	\$ 1,901.80	Office Supplies	<input type="radio"/> Yes <input type="radio"/> No	\$ 60.00	\$ 61.00	\$ 62.00	\$ 63.00	\$ 64.00
3-2-3980-1000 - SUN VALLEY WATER WAGES	1.00%	\$ 951	Training	<input type="radio"/> Yes <input type="radio"/> No	\$ 1,200.00	\$ 1,218.00	\$ 1,236.00	\$ 1,255.00	\$ 1,274.00
3-2-3990-1000 - MISSEZULA LAKE WATER WAGES	1.00%	\$ 951	Membership Fees	<input type="radio"/> Yes <input type="radio"/> No	\$ -	\$ -	\$ -	\$ -	\$ -
4-2-3800-1000 - OK FALLS WASTE WATER WAGES	4.00%	\$ 3,804	Other:(Specify) Clariti Licensig	<input type="radio"/> Yes <input type="radio"/> No	\$ 2,500.00	\$ 2,538.00	\$ 2,576.00	\$ 2,615.00	\$ 2,654.00
4-2-3815-1000 - GALLAGHER LAKE WASTE WATER WAGES	3.00%	\$ 2,853		<input type="radio"/> Yes <input type="radio"/> No					
		\$ -		<input type="radio"/> Yes <input type="radio"/> No					
		\$ -		<input type="radio"/> Yes <input type="radio"/> No					
		\$ -		<input type="radio"/> Yes <input type="radio"/> No					
		\$ -		<input type="radio"/> Yes <input type="radio"/> No					
		\$ -		<input type="radio"/> Yes <input type="radio"/> No					
		\$ -		<input type="radio"/> Yes <input type="radio"/> No					
		\$ -		<input type="radio"/> Yes <input type="radio"/> No					
Must Equal 100%	100.00%	\$ 95,090.00	Non Wage Expenses		\$ 8,090.00	\$ 5,167.00	\$ 5,244.00	\$ 5,323.00	\$ 5,403.00
			Wages		\$ 87,000.00	\$ 88,740	\$ 90,515	\$ 92,325	\$ 94,172
			Total		\$ 95,090.00	\$ 93,907	\$ 95,759	\$ 97,648	\$ 99,575

**Justification for Request:**

Over the past year since the Utilities Department was formed from the structural changes with the Engineering and Operations departments, close analysis of deficiencies and where additional resources are required have been carried out. The increase of water and sewer systems being operated by the Regional District has increased the administrative and operational workloads. This new position will be a combination of administrative, operational, and technical roles that will also have relationships with multiple Regional District departments. The position also will be assisting capital projects, land use application referrals, building and demo permits referrals, subdivision and service area petition processes, and infrastructure review, site visits and billing reviews. One main function of the role will be managing the numerous water and sewer connection review requests received. The reviews are required on every new development or building permit submitted within the RDOS water or sewer service areas. A review is imperative to ensure the water or sewer connection is adequate to provide service and any upgrades can be completed to meet new requirements or replace aging infrastructure. An audit is ongoing for the RDOS water and sewer systems reviewing the current connections and tracking any activity that is required. Some technical knowledge around water and sewer infrastructure will be critical in understanding connection requirements and preparing cost estimates for the required work. Under the supervision of the Utilities Engineering Specialist, the Utilities Coordinator will also assist in the analysis of the infrastructure needs in modeling scenarios and master plans for referrals received from the Planning Services and Building Services departments.

Sign Off:

Department Manager Liisa Bloomfield

Payroll: \_\_\_\_\_

Information Services Manager \_\_\_\_\_

CAD: \_\_\_\_\_

Human Resources: \_\_\_\_\_

## Regional District of Okanagan Similkameen Full Time Equivalent (FTE) Request Form 2024



**Position Title:** Engineering Technologist I      **BCGEU/EXEMPT:**      BCGEU  
**FTE:** 1      **Status:**      Full Time      **FTE #09**  
**Wages (including Labour Load)**      **\$ 99,000** Estimated

Departments Funding	% of Time	Funding of Position 1st Year		Yes/No	Amount Year 1	Amount Year 2	Amount Year 3	Amount Year 4	Amount Year 5
1-2-4200-1000 - SUBDIVISION SERVICING WAGES	7.00%	\$ 7,496.30	Computer	<input type="radio"/> Yes <input type="radio"/> No	\$ 600.00	NA	NA	NA	NA
3-2-3910-1000 - SAGE MESA WATER WAGES	4.00%	\$ 4,283.60	Computer Licencing Costs	<input type="radio"/> Yes <input type="radio"/> No	\$ 120.00	\$ 122.00	\$ 124.00	\$ 126.00	\$ 128.00
3-2-3920-1000 - FAULDER WATER WAGES	4.00%	\$ 4,283.60	Cell Phone	<input type="radio"/> Yes <input type="radio"/> No	\$ 500.00	NA	NA	NA	NA
3-2-3915-1000 - OKANAGAN FALLS WATER WAGES	14.00%	\$ 14,992.60	Cell Phone Yearly Costs	<input type="radio"/> Yes <input type="radio"/> No	\$ 1,000.00	\$ 1,015.00	\$ 1,030.00	\$ 1,045.00	\$ 1,061.00
3-2-3930-1000 - WILLOWBROOK WATER WAGES	1.00%	\$ 1,070.90	Land Line	<input type="radio"/> Yes <input type="radio"/> No	\$ 60.00	\$ 61.00	\$ 62.00	\$ 63.00	\$ 64.00
3-2-3940-1000 - NARAMATA WATER WAGES	19.00%	\$ 20,347.10	Vehicle Usage	<input checked="" type="radio"/> Yes <input type="radio"/> No	\$ 150.00	\$ 152.00	\$ 154.00	\$ 156.00	\$ 158.00
3-2-3960-1000 - OLALLA WATER WAGES	6.00%	\$ 6,425.40	New Desk	<input type="radio"/> Yes <input checked="" type="radio"/> No	\$ 1,500.00	NA	NA	NA	NA
3-2-3970-1000 - WESTBENCH WATER WAGES	10.00%	\$ 10,709.00	Chair	<input type="radio"/> Yes <input type="radio"/> No	\$ 400.00	NA	NA	NA	NA
3-2-3975-1000 - GALLAGHER LAKE WATER WAGES	2.50%	\$ 2,677.25	Office Supplies	<input type="radio"/> Yes <input type="radio"/> No	\$ 60.00	\$ 61.00	\$ 62.00	\$ 63.00	\$ 64.00
3-2-3980-1000 - SUN VALLEY WATER WAGES	2.00%	\$ 2,142	Training	<input type="radio"/> Yes <input type="radio"/> No	\$ 1,200.00	\$ 1,218.00	\$ 1,236.00	\$ 1,255.00	\$ 1,274.00
3-2-3990-1000 - MISSEZULA LAKE WATER WAGES	8.00%	\$ 8,567	Membership Fees	<input type="radio"/> Yes <input type="radio"/> No	\$ -	\$ -	\$ -	\$ -	\$ -
4-2-3800-1000 - OK FALLS WASTE WATER WAGES	1.50%	\$ 1,606	Other:(Specify) Clariti Licensig	<input type="radio"/> Yes <input type="radio"/> No	\$ 2,500.00	\$ 2,538.00	\$ 2,576.00	\$ 2,615.00	\$ 2,654.00
4-2-3815-1000 - GALLAGHER LAKE WASTE WATER WAGES	2.00%	\$ 2,142		<input type="radio"/> Yes <input type="radio"/> No					
1-2-0300-1000 - ELECTORAL AREA ADMIN WAGES	8.00%	\$ 8,567		<input type="radio"/> Yes <input type="radio"/> No					
1-2-0360-1000 - AREA E RURAL PROJECTS WAGES	4.00%	\$ 4,284		<input type="radio"/> Yes <input type="radio"/> No					
1-2-0390-1000 - AREA H RURAL PROJECTS WAGES	4.00%	\$ 4,284		<input type="radio"/> Yes <input type="radio"/> No					
1-2-0340-1000 - AREA D RURAL PROJECTS WAGES	3.00%	\$ 3,213		<input type="radio"/> Yes <input type="radio"/> No					
		\$ -		<input type="radio"/> Yes <input type="radio"/> No					
		\$ -		<input type="radio"/> Yes <input type="radio"/> No					
		\$ -		<input type="radio"/> Yes <input type="radio"/> No					
		\$ -		<input type="radio"/> Yes <input type="radio"/> No					
Must Equal 100%	100.00%	\$ 107,090.00	Non Wage Expenses		\$ 8,090.00	\$ 5,167.00	\$ 5,244.00	\$ 5,323.00	\$ 5,403.00
			Wages		\$ 99,000.00	\$ 100,980	\$ 103,000	\$ 105,060	\$ 107,161
			<b>Total</b>		<b>\$ 107,090.00</b>	<b>\$ 106,147</b>	<b>\$ 108,244</b>	<b>\$ 110,383</b>	<b>\$ 112,564</b>

**Justification for Request:**

Over the past year since the Utilities Department was formed from the structural changes with the Engineering and Operations departments, close analysis of deficiencies and where additional resources are required have been carried out. The increase of water and sewer systems being operated by the Regional District has increased the administrative and operational workloads. The new Engineering Technologist I position will primarily be managing lower value capital and operational projects from start to finish. With the increase in regulations and aging infrastructure, the number of projects to be completed significantly exceeds the current Engineering Technologist's capacity. A second Technologist is necessary to meet grant and project timelines.

**Sign Off:**

**Department Manager** Lisa Bloomfield      **Payroll:** \_\_\_\_\_  
**Information Services Manager** \_\_\_\_\_  
**Human Resources:** \_\_\_\_\_      **CAO:** \_\_\_\_\_



**Regional District of Okanagan Similkameen  
Full Time Equivalent (FTE) Request Form 2023**



Position Title: Purchasing Manager

BCGEU/EXEMPT:

FTE 1

Status:

FTE # 13

Wages (including Labour Load) \$ 120,000

Departments Funding	% of Time	Funding of Position 1st Year		Yes/No	Amount Year 1	Amount Year 2	Amount Year 3	Amount Year 4	Amount Year 5
1-2-0100-1000 - GENERAL GOVERNMENT WAGES	20.00%	\$ 25,036.00	Computer	<input type="radio"/> Yes <input type="radio"/> No	\$ 600.00	NA	NA	NA	NA
1-2-0300-1000 - ELECTORAL AREA ADMIN WAGES	80.00%	\$ 100,144.00	Computer Licensing Costs	<input type="radio"/> Yes <input type="radio"/> No	\$ 120.00	\$ 122.00	\$ 124.00	\$ 126.00	\$ 128.00
		\$ -	Cell Phone	<input type="radio"/> Yes <input type="radio"/> No	\$ 500.00	NA	NA	NA	NA
		\$ -	Cell Phone Yearly Costs	<input type="radio"/> Yes <input type="radio"/> No	\$ 1,000.00	\$ 1,015.00	\$ 1,030.00	\$ 1,045.00	\$ 1,061.00
		\$ -	Land Line	<input type="radio"/> Yes <input type="radio"/> No	\$ 60.00	\$ 61.00	\$ 62.00	\$ 63.00	\$ 64.00
		\$ -	Vehicle Usage	<input type="radio"/> Yes <input type="radio"/> No		\$ -	\$ -	\$ -	\$ -
		\$ -	New Desk	<input type="radio"/> Yes <input type="radio"/> No	\$ 1,500.00	NA	NA	NA	NA
		\$ -	Chair	<input type="radio"/> Yes <input type="radio"/> No	\$ 400.00	NA	NA	NA	NA
		\$ -	Office Supplies	<input type="radio"/> Yes <input type="radio"/> No		\$ -	\$ -	\$ -	\$ -
		\$ -	Training	<input type="radio"/> Yes <input type="radio"/> No		\$ -	\$ -	\$ -	\$ -
		\$ -	Membership Fees	<input type="radio"/> Yes <input type="radio"/> No	\$ 1,000.00	\$ 1,015.00	\$ 1,030.00	\$ 1,045.00	\$ 1,061.00
		\$ -	Other:(Specify) Clariti Licensing	<input type="radio"/> Yes <input checked="" type="radio"/> No					
		\$ -		<input type="radio"/> Yes <input type="radio"/> No					
		\$ -		<input type="radio"/> Yes <input type="radio"/> No					
		\$ -		<input type="radio"/> Yes <input type="radio"/> No					
		\$ -		<input type="radio"/> Yes <input type="radio"/> No					
		\$ -		<input type="radio"/> Yes <input type="radio"/> No					
		\$ -		<input type="radio"/> Yes <input type="radio"/> No					
		\$ -		<input type="radio"/> Yes <input type="radio"/> No					
		\$ -		<input type="radio"/> Yes <input type="radio"/> No					
		\$ -		<input type="radio"/> Yes <input type="radio"/> No					
Must Equal 100%	100.00%	\$ 125,180.00	Non Wage Expenses		\$ 5,180.00	\$ 2,213.00	\$ 2,246.00	\$ 2,279.00	\$ 2,314.00
			Wages		\$ 120,000.00	\$ 122,400	\$ 124,848	\$ 127,345	\$ 129,892
			Total		\$ 125,180.00	\$ 124,613	\$ 127,094	\$ 129,624	\$ 132,206

**Justification for Request:**

The RDOS currently operates on a decentralized purchasing model. It is the responsibility of department managers, including Fire Chiefs to ensure their department's purchasing practices are in conformance with the purchasing policy and procedures. The department managers are also responsible for preparing and submitting request for proposals, and tenders. While this is not a managers primary responsibility, it is essential for them to perform their work.

**Why Hire a Purchasing Manager:**

The purchasing manager is a supply chain professional who sources and acquires materials, products, and services for further use within the organization. The manager with the help of staff leads in creating an organizational procurement strategy which is also based on budget and policies. \* Efficient

procurement will help save money by lowering procurement costs. By implementing efficient, best practice, purchasing practices and utilizing negotiation skills, the purchasing manager can obtain significant financial savings and get improved contracts, price proposals, and payment terms. \*

Purchasing managers play a significant role in strengthening an organizations internal controls. The purchasing manager is independent from the department requesting the purchase and will ensure that the purchasing policy is followed. Internal controls in procurement are policies and procedures that control how purchasing is done and what can be purchased. They define who can approve purchases, what suppliers can be used, what payment terms are acceptable.

In addition, a primary advatage of having an inhouse purchasing managers is that staff within the organiation will have their time freed up to perform their primary core work as a well as their strategic priorituies.

Department Manager Jim Zaffino

Information Services Manager \_\_\_\_\_

Human Resources: \_\_\_\_\_

Payroll: \_\_\_\_\_

CAD: \_\_\_\_\_



**Regional District of Okanagan Similkameen  
Full Time Equivalent (FTE) Request Form 2024**



Position Title: Electrician

BCGEU/EXEMPT: BCGEU

FTE: 1

Status: Full Time

**FTE #14**

Wages (including Labour Load) **\$ 122,000** Estimated

Departments Funding	% of Time	Funding of Position 1st Year		Yes/No	Amount Year 1	Amount Year 2	Amount Year 3	Amount Year 4	Amount Year 5
1-2-0100-1000 - GENERAL GOVERNMENT WAGES	14.50%	\$ 19,852.68	Computer	<input type="radio"/> Yes <input type="radio"/> No	\$ 600.00	NA	NA	NA	NA
1-2-0300-1000 - ELECTORAL AREA ADMIN WAGES	4.00%	\$ 5,476.60	Computer Licencing Costs	<input type="radio"/> Yes <input type="radio"/> No	\$ 120.00	\$ 122.00	\$ 124.00	\$ 126.00	\$ 128.00
3-2-3910-1000 - SAGE MESA WATER WAGES	3.00%	\$ 4,107.45	Cell Phone	<input type="radio"/> Yes <input type="radio"/> No	\$ 500.00	NA	NA	NA	NA
3-2-3915-1000 - OKANAGAN FALLS WATER WAGES	10.00%	\$ 13,691.50	Cell Phone Yearly Costs	<input type="radio"/> Yes <input type="radio"/> No	\$ 1,000.00	\$ 1,015.00	\$ 1,030.00	\$ 1,045.00	\$ 1,061.00
3-2-3920-1000 - FAULDER WATER WAGES	1.50%	\$ 2,053.73	Land Line	<input type="radio"/> Yes <input type="radio"/> No	\$ 60.00	\$ 61.00	\$ 62.00	\$ 63.00	\$ 64.00
3-2-3930-1000 - WILLOWBROOK WATER WAGES	2.00%	\$ 2,738.30	Vehicle Usage	<input type="radio"/> Yes <input type="radio"/> No	\$ 150.00	\$ 152.00	\$ 154.00	\$ 156.00	\$ 158.00
3-2-3940-1000 - NARAMATA WATER WAGES	14.50%	\$ 19,852.68	New Desk	<input type="radio"/> Yes <input type="radio"/> No	\$ 1,500.00	NA	NA	NA	NA
3-2-3960-1000 - CIALLA WATER WAGES	3.00%	\$ 4,107.45	Chair	<input type="radio"/> Yes <input type="radio"/> No	\$ 400.00	NA	NA	NA	NA
3-2-3970-1000 - WESTBENCH WATER WAGES	3.00%	\$ 4,107.45	Office Supplies	<input type="radio"/> Yes <input type="radio"/> No	\$ 60.00	\$ 61.00	\$ 62.00	\$ 63.00	\$ 64.00
3-2-3980-1000 - SUN VALLEY WATER WAGES	1.50%	\$ 2,054	Training	<input type="radio"/> Yes <input type="radio"/> No	\$ 1,200.00	\$ 1,218.00	\$ 1,236.00	\$ 1,255.00	\$ 1,274.00
3-2-3990-1000 - MISSEZULA LAKE WATER WAGES	7.00%	\$ 9,584	Membership Fees	<input type="radio"/> Yes <input type="radio"/> No		\$ -	\$ -	\$ -	\$ -
4-2-3800-1000 - OK FALLS WASTE WATER WAGES	5.00%	\$ 6,846	Other:(Specify) Clarif. Licenstg	<input checked="" type="radio"/> Yes <input type="radio"/> No					
1-2-4200-1000 - SUBDIVISION SERVICING WAGES	2.00%	\$ 2,738		<input type="radio"/> Yes <input type="radio"/> No					
1-2-3000-1000 - OLIVER REFUSE DISPOSAL WAGES	7.50%	\$ 3,423	Vehicle - (depreciation 8 yrs)	<input type="radio"/> Yes <input type="radio"/> No	\$ 8,125.00	\$ 8,125.00	\$ 8,125.00	\$ 8,125.00	\$ 8,125.00
1-2-3400-1000 - KEREMEOS, AREA B&G REFUSE WAGES	2.00%	\$ 2,738	Tools (new & depreciation)	<input type="radio"/> Yes <input type="radio"/> No	\$ 1,200.00	\$ 1,200.00	\$ 1,200.00	\$ 1,200.00	\$ 1,200.00
1-2-3500-1000 - PENTICTON/D3 REFUSE DISPOSAL WAGES	5.00%	\$ 6,846		<input type="radio"/> Yes <input type="radio"/> No					
1-2-4310-1000 - APEX WASTE TRANSFER STATION WAGES	2.00%	\$ 2,738		<input type="radio"/> Yes <input type="radio"/> No					
1-2-7200-1000 - KEREMEOS RECREATION WAGES	1.00%	\$ 1,369		<input type="radio"/> Yes <input type="radio"/> No					
1-2-7310-1000 - KEREMEOS POOL WAGES	2.00%	\$ 2,738		<input type="radio"/> Yes					
1-2-7490-1000 - TULAMEEN RECREATION WAGES	1.00%	\$ 1,369							
1-2-7520-1000 - OK FALLS RECREATION WAGES	2.00%	\$ 2,738							
1-2-7530-1000 - KALEDEN RECREATION WAGES	2.00%	\$ 2,738							
1-2-7540-1000 - NARAMATA PARKS & RECREATION WAGES	1.50%	\$ 2,054							
1-2-7570-1000 - AREA F PARKS & RECREATION WAGES	0.50%	\$ 685							
1-2-7580-1000 - AREA B COMMUNITY PARKS WAGES	0.50%	\$ 685							
1-2-7830-1000 - AREA E MUSEUM WAGES	0.50%	\$ 685							
1-2-9380-1000 - AREA D ECONOMIC DEV. WAGES	3.00%	\$ 4,107							
1-2-1100-1000 - Keremeos Fire Dept. SALARIES & WAGES	0.50%	\$ 685							
1-2-1200-1000 - Ok Falls Fire Dept. SALARIES & WAGES	0.50%	\$ 685							
1-2-1400-1000 - Coalmount/Tulameen Fire Dept. SALARIES & WAGES	0.50%	\$ 685							
1-2-1500-1000 - Willowbrook Fire Dept. SALARIES & WAGES	0.50%	\$ 685							
1-2-1600-1000 - Kaleden Fire Dept. SALARIES & WAGES	0.50%	\$ 685							
1-2-1700-1000 - Naramata Fire Dept. SALARIES & WAGES	0.50%	\$ 685							
1-2-1800-1000 - Anarchist Mountain Fire Dept. SALARIES & WAGES	0.50%	\$ 685							
		\$ -		<input type="radio"/> No					
		\$ -		<input type="radio"/> Yes <input type="radio"/> No					
		\$ -		<input type="radio"/> Yes <input type="radio"/> No					
Must Equal 100%	100.00%	\$ 136,915.00	Non Wage Expenses		\$ 14,915.00	\$ 11,954.00	\$ 11,993.00	\$ 12,033.00	\$ 12,074.00
			Wages		\$ 122,000.00	\$ 124,440	\$ 126,929	\$ 129,467	\$ 132,057
			<b>Total</b>		<b>\$ 136,915.00</b>	<b>\$ 136,394</b>	<b>\$ 138,922</b>	<b>\$ 141,500</b>	<b>\$ 144,131</b>

**Justification for Request:**

Over the past year since the Utilities Department was formed from the structural changes with the Engineering and Operations departments, close analysis of deficiencies and where additional resources are required have been carried out. The increase of water and sewer systems being operated by the Regional District has increased the administrative and operational workloads. Finance completed an indepth analysis of the number of hours we pay a contractor for electrician type services. The results of the analysis indicated the highest use of electrician was specifically around the instrumentation and controls utilized by the Utilities department in capital projects and regular maintenance activities. With the number of water and sewer systems managed by the RDOS, an in-house staff member for electrical, instrumentation and controls work should see a savings, especially given the upcoming work with the communications, controls and SCADA network anticipated in the next couple of years. Additionally, the electrician will not only serve the Utilities department, but also will be available for other RDOS departments requiring services of an electrician; such as Information Services and the Facilities branch of Community Services. The attached document provides additional details on the analysis for retaining an in-house electrician.

Sign Off:

Department Manager Ulisa Bloomfield

Payroll: \_\_\_\_\_

Information Services Manager \_\_\_\_\_

Human Resources: \_\_\_\_\_

CAO: \_\_\_\_\_

**Regional District of Okanagan Similkameen  
Full Time Equivalent (FTE) Request Form 2023**



Position Title: Accountant II

BCGEU/EXEMPT:

FTE: 0.5

Status:

FTE #15

Wages (including Labour Load) \$ 61,955

Departments Funding	% of Time	Funding of Position 1st Year		Yes/No	Amount Year 1	Amount Year 2	Amount Year 3	Amount Year 4	Amount Year 5
1-2-0300-1000 - ELECTORAL AREA ADMIN WAGES	75.00%	\$ 49,586.25	Computer	<input type="radio"/> Yes <input type="radio"/> No		NA	NA	NA	NA
1-2-0100-1000 - GENERAL GOVERNMENT WAGES	25.00%	\$ 16,528.75	Computer Licencing Costs	<input type="radio"/> Yes <input type="radio"/> No		\$ -	\$ -	\$ -	\$ -
		\$ -	Cell Phone	<input type="radio"/> Yes <input type="radio"/> No		NA	NA	NA	NA
		\$ -	Cell Phone Yearly Costs	<input type="radio"/> Yes <input type="radio"/> No		\$ -	\$ -	\$ -	\$ -
		\$ -	Land Line	<input type="radio"/> Yes <input type="radio"/> No		\$ -	\$ -	\$ -	\$ -
		\$ -	Vehicle Usage	<input type="radio"/> Yes <input type="radio"/> No		\$ -	\$ -	\$ -	\$ -
		\$ -	New Desk	<input type="radio"/> Yes <input type="radio"/> No	\$ 1,500.00	NA	NA	NA	NA
		\$ -	Chair	<input type="radio"/> Yes <input type="radio"/> No	\$ 400.00	NA	NA	NA	NA
		\$ -	Office Supplies	<input type="radio"/> Yes <input type="radio"/> No	\$ 60.00	\$ 61.00	\$ 62.00	\$ 63.00	\$ 64.00
		\$ -	Training	<input checked="" type="radio"/> Yes <input type="radio"/> No	\$ 1,200.00	\$ 1,218.00	\$ 1,236.00	\$ 1,255.00	\$ 1,274.00
		\$ -	Membership Fees	<input type="radio"/> Yes <input type="radio"/> No	\$ 1,000.00	\$ 1,015.00	\$ 1,030.00	\$ 1,045.00	\$ 1,061.00
		\$ -	Other:(Specify) Clariti Licensig	<input type="radio"/> Yes <input type="radio"/> No					
		\$ -		<input type="radio"/> Yes <input type="radio"/> No					
		\$ -		<input type="radio"/> Yes <input type="radio"/> No					
		\$ -		<input type="radio"/> Yes <input type="radio"/> No					
		\$ -		<input type="radio"/> Yes <input type="radio"/> No					
		\$ -		<input type="radio"/> Yes <input type="radio"/> No					
		\$ -		<input type="radio"/> Yes <input type="radio"/> No					
		\$ -		<input type="radio"/> Yes <input type="radio"/> No					
		\$ -		<input type="radio"/> Yes <input type="radio"/> No					
Must Equal 100%	100.00%	\$ 66,115.00	Non Wage Expenses		\$ 4,160.00	\$ 2,294.00	\$ 2,328.00	\$ 2,363.00	\$ 2,399.00
			Wages		\$ 61,955.00	\$ 63,194	\$ 64,458	\$ 65,747	\$ 67,062
			Total		\$ 66,115.00	\$ 65,488	\$ 66,786	\$ 68,110	\$ 69,461

**Justification for Request:**

**1. Reduce Overtime Hours** - from Jan to Oct 2023, the Finance Dept has worked a total of 848 overtime hours and will likely reach 1000 overtime hours by the end of the year. This figure does not include EOC overtime hours. This level of overtime has been consistent for a number of years. An additional person could help reduce overtime and staff burnout.

**2. Improve Cross Training and Vacation Coverage** - due to extremely full workloads, the finance department has very little ability to cross train and provide coverage during vacations or unexpected absences. An additional person would provide coverage when needed which would improve the department's ability to respond to internal and external requests. This person would also allow current staff the opportunity to cross train with others in the department. The added cross training and vacation coverage creates a more efficient department that can handle vacations, unexpected absences and vacancies.

**3. Implement Much-Needed Processes** - an additional accountant would allow the Finance Dept to implement some much-needed processes. Electronic invoice approvals, work order implementation and fleet centralization are a few of the processes that have been on hold due to a shortage of staff hours. These processes will create significant efficiencies within the department and the entire organization.

**Note:** this position was originally approved in the 2023 budget as a .5 FTE Accounting Clerk II. It became apparent in 2023 that a higher level full-time position would be more appropriate to meet the needs of the department. This request is to increase the originally approved .5 FTE to a full-time FTE at an accountant level.

Sign Off:

Department Manager: \_\_\_\_\_

Information Services Manager: \_\_\_\_\_

Human Resources: \_\_\_\_\_

Payroll: \_\_\_\_\_

CAO: \_\_\_\_\_



**Regional District of Okanagan Similkameen  
Full Time Equivalent (FTE) Request Form 2023**



Position Title: Planning Technician

BCGEU/EXEMPT: BCGEU

FTE: 1

Status: Full Time

**FTE #16**

Wages (including Labour Load) \$ 82,486

Departments Funding	% of Time	Funding of Position 1st Year		Yes/No	Amount Year 1	Amount Year 2	Amount Year 3	Amount Year 4	Amount Year 5
1-2-5000-1000 - PLANNING WAGES	100.00%	\$ 87,426.45	Computer	<input type="radio"/> Yes <input type="radio"/> No	\$ 600.00	NA	NA	NA	NA
		\$ -	Computer Licencing Costs	<input type="radio"/> Yes <input type="radio"/> No	\$ 120.00	\$ 122.00	\$ 124.00	\$ 126.00	\$ 128.00
		\$ -	Cell Phone	<input type="radio"/> Yes <input checked="" type="radio"/> No		NA	NA	NA	NA
		\$ -	Cell Phone Yearly Costs	<input type="radio"/> Yes <input type="radio"/> No		\$ -	\$ -	\$ -	\$ -
		\$ -	Land Line	<input type="radio"/> Yes <input type="radio"/> No	\$ 60.00	\$ 61.00	\$ 62.00	\$ 63.00	\$ 64.00
		\$ -	Vehicle Usage	<input type="radio"/> Yes <input type="radio"/> No		\$ -	\$ -	\$ -	\$ -
		\$ -	New Desk	<input type="radio"/> Yes <input type="radio"/> No	\$ 1,500.00	NA	NA	NA	NA
		\$ -	Chair	<input type="radio"/> Yes <input type="radio"/> No	\$ 400.00	NA	NA	NA	NA
		\$ -	Office Supplies	<input type="radio"/> Yes <input type="radio"/> No	\$ 60.00	\$ 61.00	\$ 62.00	\$ 63.00	\$ 64.00
		\$ -	Training	<input type="radio"/> Yes <input type="radio"/> No	\$ 1,200.00	\$ 1,218.00	\$ 1,236.00	\$ 1,255.00	\$ 1,274.00
		\$ -	Membership Fees	<input type="radio"/> Yes <input type="radio"/> No	\$ 1,000.00	\$ 1,015.00	\$ 1,030.00	\$ 1,045.00	\$ 1,061.00
		\$ -	Other: Clariti Licensig	<input type="radio"/> Yes <input type="radio"/> No					
		\$ -		<input type="radio"/> Yes <input type="radio"/> No					
		\$ -		<input type="radio"/> Yes <input type="radio"/> No					
		\$ -		<input type="radio"/> Yes <input type="radio"/> No					
		\$ -		<input type="radio"/> Yes <input type="radio"/> No					
		\$ -		<input type="radio"/> Yes <input type="radio"/> No					
		\$ -		<input type="radio"/> Yes <input type="radio"/> No					
		\$ -		<input type="radio"/> Yes <input type="radio"/> No					
		\$ -		<input type="radio"/> Yes <input type="radio"/> No					
		\$ -		<input type="radio"/> Yes <input type="radio"/> No					
Must Equal 100%	100.00%	\$ 87,426.45	Non Wage Expenses		\$ 4,940.00	\$ 2,477.00	\$ 2,514.00	\$ 2,552.00	\$ 2,591.00
			Wages		\$ 82,486.45	\$ 84,136	\$ 85,819	\$ 87,535	\$ 89,286
			Total		\$ 87,426.45	\$ 86,613	\$ 88,333	\$ 90,087	\$ 91,877

**Justification for Request:**

The ability of senior planning staff to complete strategic land use projects identified by the Board in a timely manner is being impacted, in part, by the need to also assist with current developments (e.g. rezoning, permits, referrals and queries) that are being submitted to the Regional District. Since 2015, the number of current land use applications and referrals has increased between 80-100% (e.g. from an average of 150/year to 300/year). In order to allow senior planning staff to focus exclusively on strategic projects, it is being proposed to create a new Planning Technician position to allow for a "shuffling down" of current applications and general queries away from the Planner II positions and to the Planner I and Planning Technician positions. This will allow the Planner II positions to be dedicated to RGS, OCP and Zoning Reviews as well as other strategic projects (e.g. Vacation Rental Review and Housing Needs Assessment / Strategy). Additional resources to process current planning applications would be consistent with the provincial direction to local governments to improve their processing of housing approvals.

Sign Off:  
 Department Manager \_\_\_\_\_  
 Information Services Manager \_\_\_\_\_  
 Human Resources: \_\_\_\_\_

Payroll: \_\_\_\_\_  
 CAO: \_\_\_\_\_

**Regional District of Okanagan Similkameen  
Full Time Equivalent (FTE) Request Form 2023**



Position Title: Communications Manager  
 FTE: 1  
 Wages (including Labour Load) \$ 137,539

BCGEU/EXEMPT:  
 Status: FTE # 17

Departments Funding	% of Time	Funding of Position 1st Year		Yes/No	Amount Year 1	Amount Year 2	Amount Year 3	Amount Year 4	Amount Year 5
3-2-0100-1000 - GENERAL GOVERNMENT WAGES	100.00%	\$ 137,539.00	Computer	<input type="radio"/> Yes <input type="radio"/> No	\$ 600.00	NA	NA	NA	NA
		\$ -	Computer Licencing Costs	<input type="radio"/> Yes <input type="radio"/> No	\$ 120.00	\$ 122.00	\$ 124.00	\$ 126.00	\$ 128.00
		\$ -	Cell Phone	<input type="radio"/> Yes <input type="radio"/> No		NA	NA	NA	NA
		\$ -	Cell Phone Yearly Costs	<input type="radio"/> Yes <input type="radio"/> No		\$ -	\$ -	\$ -	\$ -
		\$ -	Land Line	<input type="radio"/> Yes <input type="radio"/> No	\$ 60.00	\$ 61.00	\$ 62.00	\$ 63.00	\$ 64.00
		\$ -	Vehicle Usage	<input type="radio"/> Yes <input type="radio"/> No		\$ -	\$ -	\$ -	\$ -
		\$ -	New Desk	<input type="radio"/> Yes <input type="radio"/> No		NA	NA	NA	NA
		\$ -	Chair	<input type="radio"/> Yes <input type="radio"/> No		NA	NA	NA	NA
		\$ -	Office Supplies	<input type="radio"/> Yes <input type="radio"/> No	\$ 60.00	\$ 61.00	\$ 62.00	\$ 63.00	\$ 64.00
		\$ -	Training	<input type="radio"/> Yes <input type="radio"/> No		\$ -	\$ -	\$ -	\$ -
		\$ -	Membership Fees	<input type="radio"/> Yes <input checked="" type="radio"/> No		\$ -	\$ -	\$ -	\$ -
		\$ -	Other:(Specify) Clariki Licensig	<input type="radio"/> Yes <input type="radio"/> No					
		\$ -		<input type="radio"/> Yes <input type="radio"/> No					
		\$ -		<input type="radio"/> Yes <input type="radio"/> No					
		\$ -		<input type="radio"/> Yes <input type="radio"/> No					
		\$ -		<input type="radio"/> Yes <input type="radio"/> No					
		\$ -		<input type="radio"/> Yes <input type="radio"/> No					
		\$ -		<input type="radio"/> Yes <input type="radio"/> No					
		\$ -		<input type="radio"/> Yes <input type="radio"/> No					
		\$ -		<input type="radio"/> Yes <input type="radio"/> No					
Must Equal 100%	100.00%	\$ 137,539.00	Non Wage Expenses	<input type="radio"/> Yes <input type="radio"/> No	\$ 840.00	\$ 244.00	\$ 248.00	\$ 252.00	\$ 256.00
			Wages		\$ 137,539.00	\$ 140,290	\$ 143,096	\$ 145,957	\$ 148,877
			Total		\$ 138,379.00	\$ 140,534	\$ 143,344	\$ 146,209	\$ 149,133

Justification for Request:  
 Communications and Public Engagement is one of the most rapidly growing areas in Local Government. Citizens demand more information, increased transparency, and a greater level of engagement in all projects and services that we undertake. RDOS Communications has been developing for the past 4 years, and has reached a point where a more formalized structure is required in order to continue to grow and meet the needs of the public and the elected officials. Currently, there are three staff working on internal communications, external communications, assistance to operational and corporate departments, indigenous and intergovernmental relations, development of corporate guiding document development, indigenous relations, inter-governmental relations, EOC Info Officer role, media enquiries and media training, and support to the Board. While Communications will continue to be a branch of Legislative Services, day to day oversight and business planning should be assigned to a designated Manager with a focus on these business areas, reporting into Legislative Services. Lead the implementation of I.D.E.A. (Inclusivity, Diversity, Equity, Accessibility) for the organization Initiate internal process reviews and implement efficiencies.

Sign Off:  
 Department Manager \_\_\_\_\_  
 Information Services Manager \_\_\_\_\_  
 Human Resources: \_\_\_\_\_

Payroll: \_\_\_\_\_  
 CAO: \_\_\_\_\_



**Regional District of Okanagan Similkameen  
Full Time Equivalent (FTE) Request Form 2023**



Position Title: Corporate Initiatives Coordinator  
 FTE: 1  
 Wages (including Labour Load) \$ 89,280

BCGEU/EXEMPT:  
 Status: FTE # 18

Departments Funding	% of Time	Funding of Position 1st Year		Yes/No	Amount Year 1	Amount Year 2	Amount Year 3	Amount Year 4	Amount Year 5
1-2-0100-1000 - GENERAL GOVERNMENT WAGES	100.00%	\$ 90,120.00	Computer	<input type="radio"/> Yes <input type="radio"/> No	\$ 600.00	NA	NA	NA	NA
		\$ -	Computer Licencing Costs	<input type="radio"/> Yes <input type="radio"/> No	\$ 120.00	\$ 122.00	\$ 124.00	\$ 126.00	\$ 128.00
		\$ -	Cell Phone	<input type="radio"/> Yes <input type="radio"/> No		NA	NA	NA	NA
		\$ -	Cell Phone Yearly Costs	<input type="radio"/> Yes <input type="radio"/> No		\$ -	\$ -	\$ -	\$ -
		\$ -	Land Line	<input type="radio"/> Yes <input type="radio"/> No	\$ 60.00	\$ 61.00	\$ 62.00	\$ 63.00	\$ 64.00
		\$ -	Vehicle Usage	<input type="radio"/> Yes <input type="radio"/> No		\$ -	\$ -	\$ -	\$ -
		\$ -	New Desk	<input type="radio"/> Yes <input type="radio"/> No		NA	NA	NA	NA
		\$ -	Chair	<input type="radio"/> Yes <input type="radio"/> No		NA	NA	NA	NA
		\$ -	Office Supplies	<input checked="" type="radio"/> Yes <input type="radio"/> No	\$ 60.00	\$ 61.00	\$ 62.00	\$ 63.00	\$ 64.00
		\$ -	Training	<input type="radio"/> Yes <input type="radio"/> No		\$ -	\$ -	\$ -	\$ -
		\$ -	Membership Fees	<input type="radio"/> Yes <input type="radio"/> No		\$ -	\$ -	\$ -	\$ -
		\$ -	Other:(Specify) Clarit! Licensig	<input type="radio"/> Yes <input type="radio"/> No					
		\$ -		<input type="radio"/> Yes <input type="radio"/> No					
		\$ -		<input type="radio"/> Yes <input type="radio"/> No					
		\$ -		<input type="radio"/> Yes <input type="radio"/> No					
		\$ -		<input type="radio"/> Yes <input type="radio"/> No					
		\$ -		<input type="radio"/> Yes <input type="radio"/> No					
		\$ -		<input type="radio"/> Yes <input type="radio"/> No					
		\$ -		<input type="radio"/> Yes <input type="radio"/> No					
		\$ -		<input type="radio"/> Yes <input type="radio"/> No					
Must Equal 100%	100.00%	\$ 90,120.00	Non Wage Expenses		\$ 840.00	\$ 244.00	\$ 248.00	\$ 252.00	\$ 256.00
			Wages		\$ 89,280.00	\$ 91,066	\$ 92,887	\$ 94,745	\$ 96,640
			Total		\$ 90,120.00	\$ 91,310	\$ 93,135	\$ 94,997	\$ 96,896

**Justification for Request:**  
 This new position is the first to embrace the 'corporate approach' to provision of support and service to the entire organization in that the role would work on behalf of the entire organization to initiate and advance projects which benefit the corporation through a strengthened foundation. A significant amount of this role would be to assist with the following: Support IS, HR, Finance, LSD, and operational departments, Coordinate Records and Data Management, Assist IS with integration of data management from on premise to cloud based system, Provide policy development assistance, Oversee VoyentAlert! System, including training, onboarding other agencies, performance and testing, Oversee Corporate website, Lead Customer Service and other internal Committees, Lead the implementation of I.D.E.A. (Inclusivity, Diversity, Equity, Accessibility) for the organization, Initiate internal process reviews and implement efficiencies - Lean Six Kaizen training, Oversee Community Champion program, Board special projects

**Sign Off:**

Department Manager \_\_\_\_\_

Information Services Manager \_\_\_\_\_

Human Resources: \_\_\_\_\_

Payroll: \_\_\_\_\_

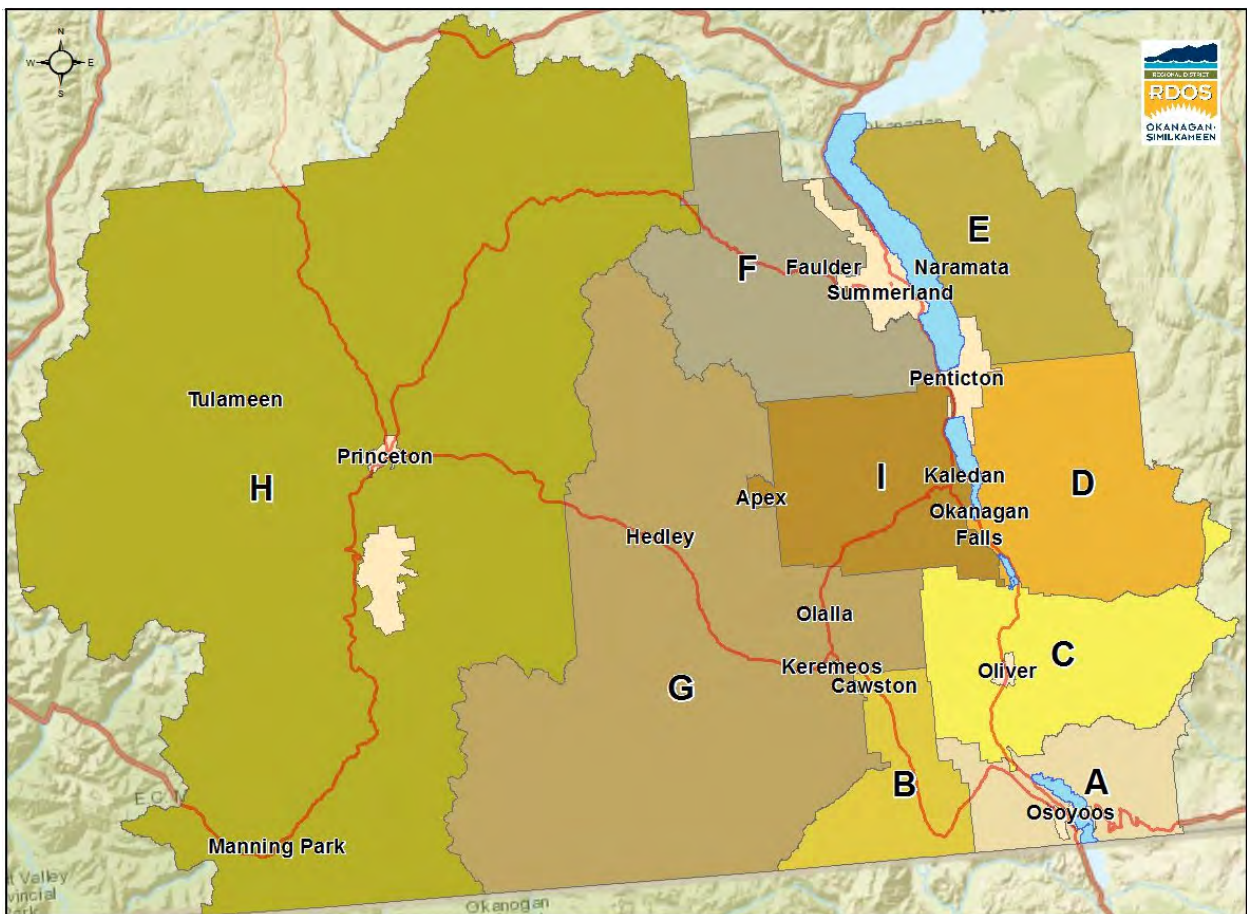
CAO: \_\_\_\_\_



# Regional District of Okanagan-Similkameen

## 2024-2028 Appendix 3

### Supplemental Request (Increase in service level)



## Supplemental Requests - Appendix 3

Website Redesign	Department Code	Implication	Department	Area	Total Cost
SUP 01	0100	9.30%	Legislative Services	All	\$ 150,000.00



## Regional District of Okanagan-Similkameen Program Change Request Details - New and expanded Programs



Department: Legislative Services

Description:  
Website redesign

Justification:  
Modernize and improve accessibilty and functionality.

Strategic Plan Objective:  
Goal 2.1 To provide a high level of customer service  
Goal 2.2 To meet public needs through the continuous improvement of key services

Consequences Of Not Funding (if any):  
Not meeting strategic goals of the organization

Department	Description	Year 1 Budget Increase	Year 2 Budget Increase	Year 3 Budget Increase	Year 4 Budget Increase	Year 5 Budget Increase
Legislative Services	Website redesign	\$ 150,000.00				
<b>TOTAL</b>		\$ 150,00	\$ 0.00	\$ 0.00	\$ 0.00	\$ 0.00

Special Remarks, if Required: Priority:  
**High**

Costs Verifies By: Department Manager

Authorized by the CAO to be presented to the Board:

Tracking Number  
Date: