

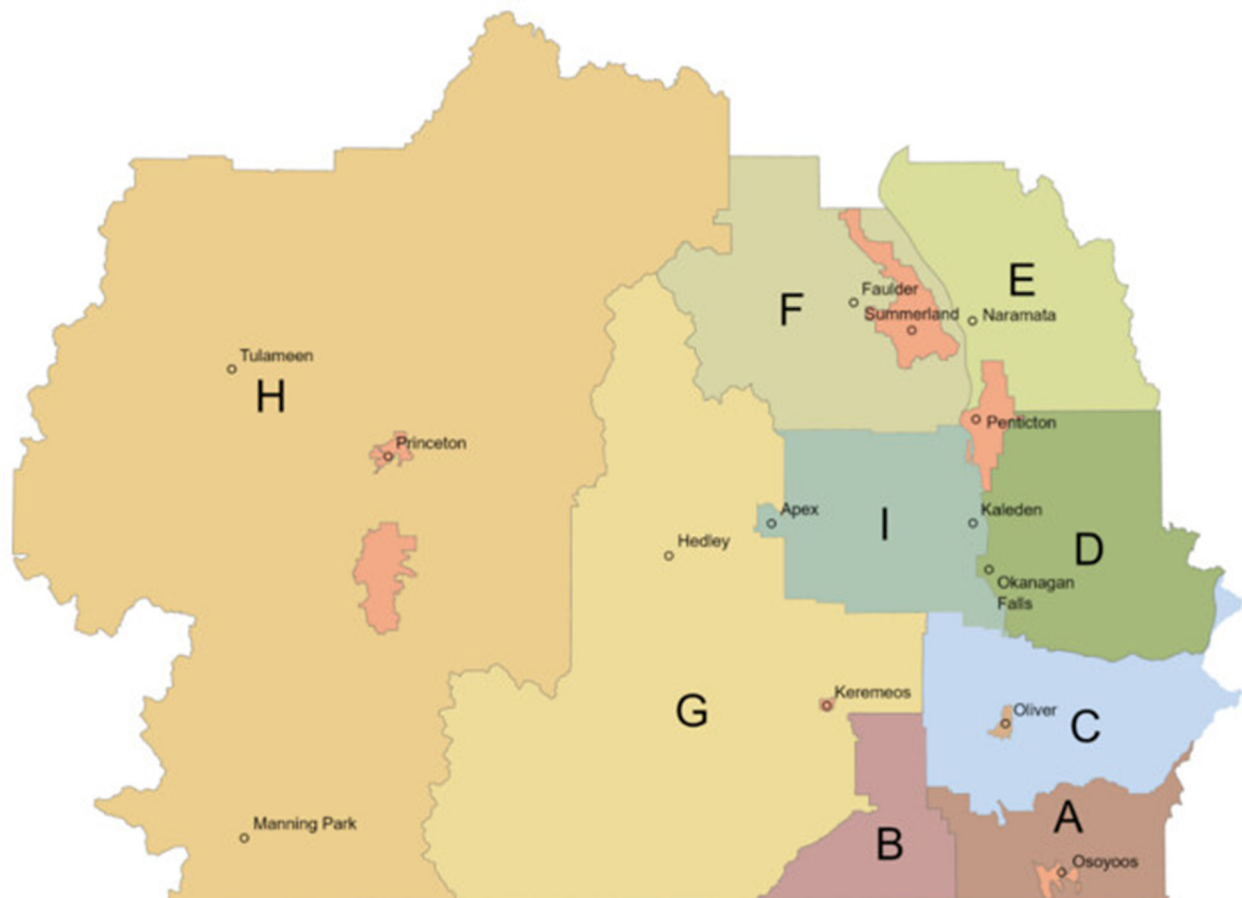
Regional District of Okanagan-Similkameen

2023—2027 First Reading

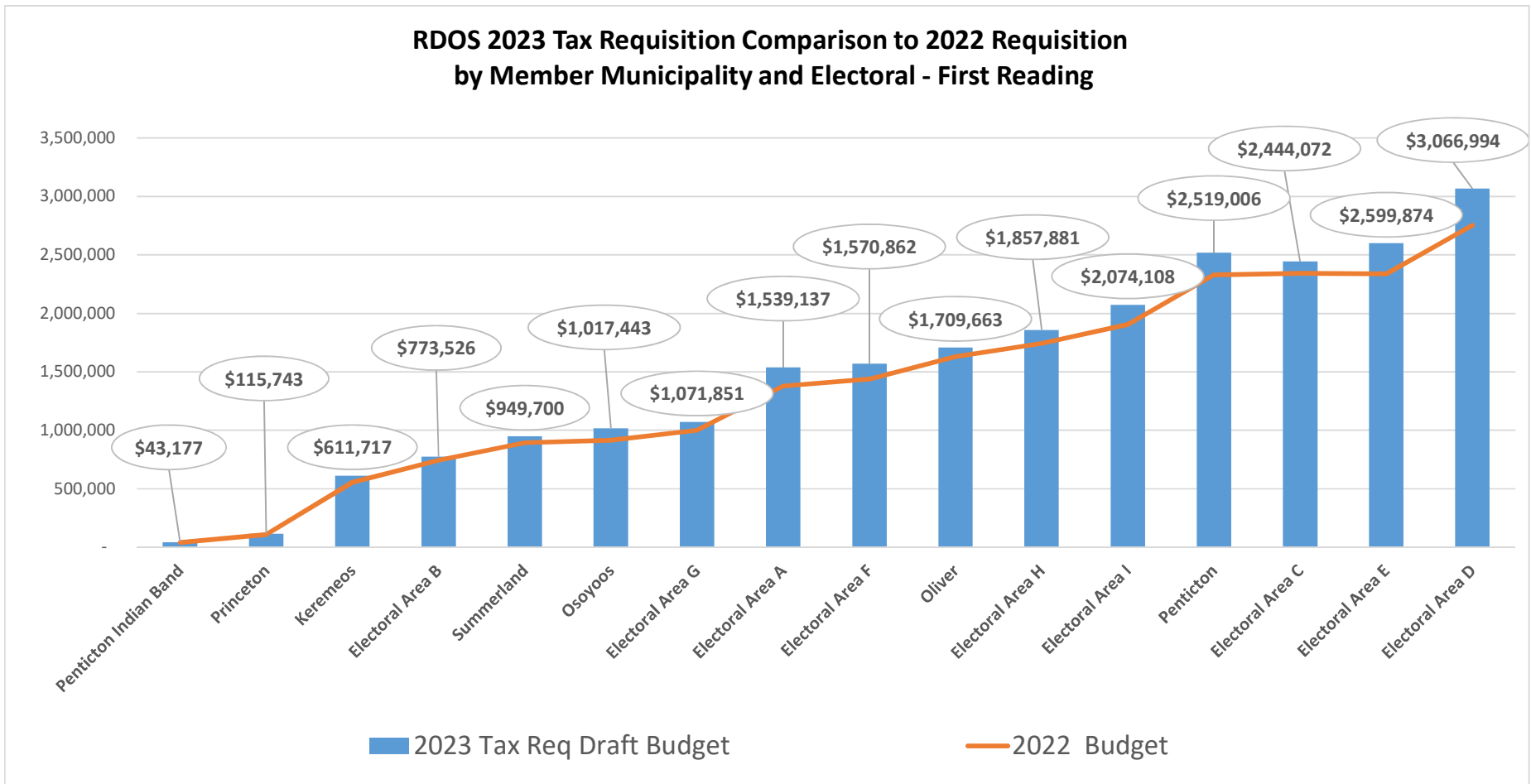
## Schedule C

### 2023 First Reading Tax Requisition

Using Revised 2022 Assessment Roll

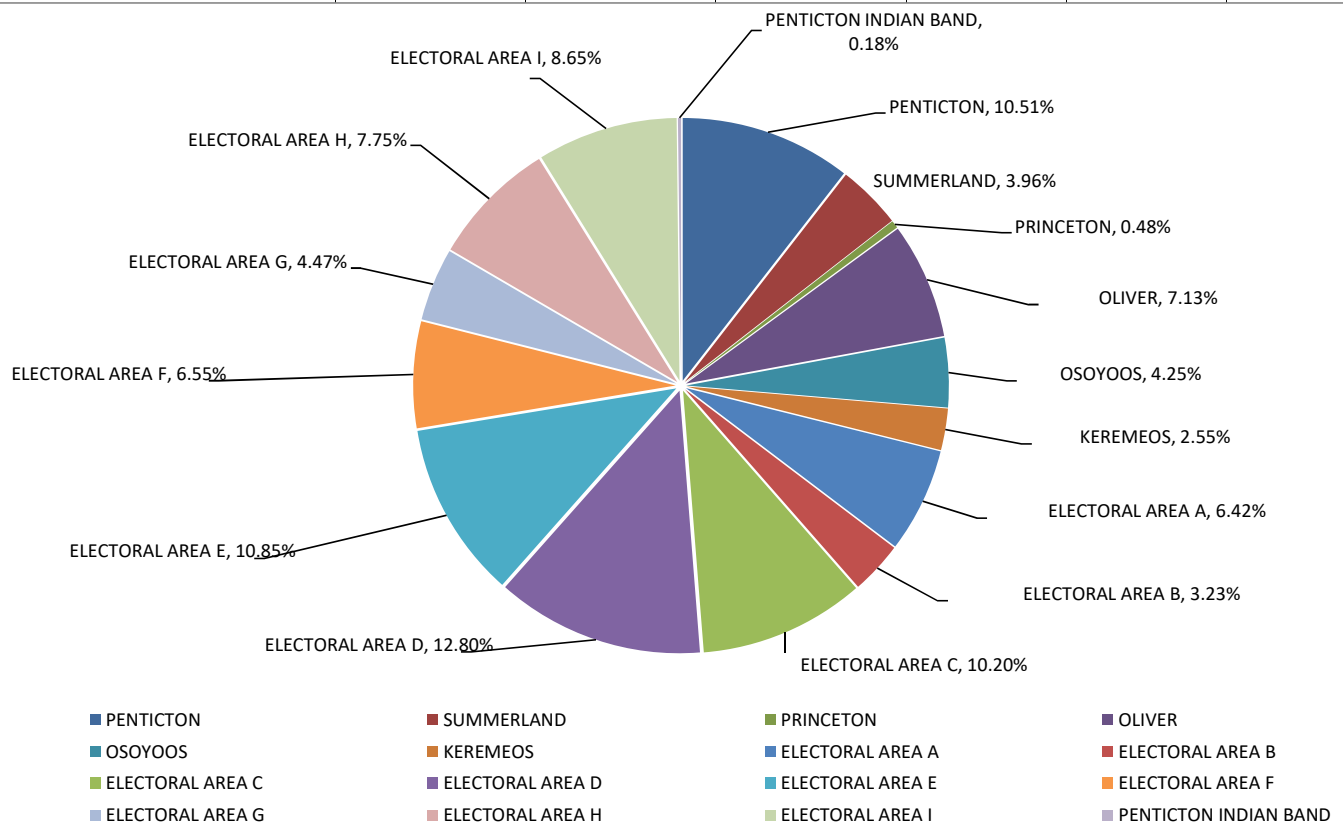


### RDOS 2023 Tax Requisition Comparison to 2022 Requisition by Member Municipality and Electoral - First Reading



**REGIONAL DISTRICT OKANAGAN-SIMILKAMEEN  
2023 TOTAL REQUISITION SUMMARY**

	<u>2023</u>	<u>2022</u>	<u>\$ Change</u>	<u>% Change</u>	<u>Est. 2023 Non-Market Growth %</u>	<u>Net Change %</u>
<b>PENTICTON</b>	\$ 2,519,006	\$ 2,330,139	\$ 188,867	8.11%	1.37%	6.74%
<b>SUMMERLAND</b>	949,700	894,516	55,184	6.17%	1.40%	4.77%
<b>PRINCETON</b>	115,743	108,247	7,496	6.92%	2.91%	4.01%
<b>OLIVER</b>	1,709,663	1,629,089	80,574	4.95%	0.82%	4.13%
<b>OSOYOOS</b>	1,017,443	915,621	101,822	11.12%	0.61%	10.51%
<b>KEREMEOS</b>	611,717	555,620	56,097	10.10%	0.30%	9.80%
	<b>6,923,271</b>	<b>6,433,232</b>	<b>490,039</b>	<b>7.62%</b>		
<b>PENTICTON INDIAN BAND</b>	43,177	40,398	2,779	6.88%		
<b>ELECTORAL AREA A</b>	1,539,137	1,379,229	159,908	11.59%	2.11%	9.48%
<b>ELECTORAL AREA B</b>	773,526	745,248	28,278	3.79%	2.00%	1.79%
<b>ELECTORAL AREA C</b>	2,444,072	2,343,591	100,481	4.29%	0.56%	3.73%
<b>ELECTORAL AREA D</b>	3,066,994	2,762,446	304,548	11.02%	1.82%	9.20%
<b>ELECTORAL AREA E</b>	2,599,874	2,339,046	260,828	11.15%	3.10%	8.05%
<b>ELECTORAL AREA F</b>	1,570,862	1,438,057	132,805	9.24%	0.67%	8.57%
<b>ELECTORAL AREA G</b>	1,071,851	1,001,203	70,648	7.06%	1.50%	5.56%
<b>ELECTORAL AREA H</b>	1,857,881	1,743,778	114,103	6.54%	2.19%	4.35%
<b>ELECTORAL AREA I</b>	2,074,108	1,904,560	169,548	8.90%	1.05%	7.85%
	<b>16,998,305</b>	<b>15,657,158</b>	<b>1,341,147</b>	<b>8.57%</b>		
<b>TOTAL TAX REQUISITION FOR ALL BUDGETS</b>	<b>\$ 23,964,753</b>	<b>\$ 22,130,788</b>	<b>\$ 1,833,965</b>	<b>8.29%</b>		



**REGIONAL DISTRICT OKANAGAN-SIMILKAMEEN  
2023 Budget Comparative Requisition**

<u>Page</u>	<u>Dept #</u>		<u>2023</u>	<u>2022</u>	<u>NET CHANGE</u>	<u>% CHANGE</u>
<b><u>CITY OF PENTICTON</u></b>						
<b><u>Participating Directors determine budget by weighted vote</u></b>						
87	0400	911 EMERGENCY CALL SYSTEM - Improvements Only	\$ 394,491	\$ 363,364	\$ 31,127	
110	5600	DESTRUCTION OF PESTS	3,273	3,270	3	
88	0410	EMERGENCY PLANNING	144,738	143,774	964	
89	5010	ENVIRONMENTAL CONSERVATION	220,883	220,969	(86)	
92	0100	GENERAL GOVERNMENT	635,733	597,847	37,886	
22	7890	HERITAGE (Subregional)	-	1,104	(1,104)	
95	4250	ILLEGAL DUMPING	14,380	14,244	136	
96	0200	INVASIVE SPECIES (formerly Noxious Weeds)	25,715	25,351	364	
129	5700	MOSQUITO CONTROL	74,230	4,673	69,557	
99	5550	NUISANCE CONTROL	10,375	10,353	22	
117	9390	REGIONAL ECONOMIC DEVELOPMENT (Okanagan Film Comm)	14,526	14,495	31	
101	5020	REGIONAL GROWTH STRATEGY (Subregional)	20,206	18,550	1,656	
102	7720	REGIONAL TRAILS	173,697	159,141	14,556	
103	8200	REGIONAL TRANSIT	95,803	87,494	8,309	
104	4300	SOLID WASTE MANAGEMENT PLAN	110,545	100,963	9,582	
<b>Subtotal</b>			<b>1,938,594</b>	<b>1,765,592</b>	<b>173,002</b>	<b>9.80%</b>
<b><u>Requisitions from Other Multi-Regional Boards</u></b>						
100	6500	OKANAGAN BASIN WATER BOARD	347,437	334,466	12,971	
105	6000	STERILE INSECT RELEASE PROGRAM - Land Only	210,906	208,444	2,462	
<b>Subtotal</b>			<b>558,342</b>	<b>542,910</b>	<b>15,432</b>	<b>2.84%</b>
<b>TOTAL</b>			<b>\$ 2,496,937</b>	<b>\$ 2,308,502</b>	<b>\$ 188,435</b>	<b>8.16%</b>
<b>Average Res Tax Rate/\$1000</b>			<b>\$ 0.19245</b>	<b>\$ 0.17792</b>	<b>\$ 0.01453</b>	
<b>Average Taxes per Res Property</b>			<b>\$ 117.60</b>	<b>\$ 108.72</b>	<b>\$ 8.88</b>	
98	9990	MUNICIPAL DEBT REPAYMENT	\$ 3,081,056	\$ 3,083,068		
105	6000	PARCEL TAX: STERILE INSECT RELEASE	\$ 22,069	\$ 21,637	\$ 432	

<u>Requisitions prior to 2022</u>	<u>Property Taxes</u>	<u>SIR Parcel Taxes</u>	<u>Total</u>
2021	\$2,144,605	21,156	\$ 2,165,761
2020	\$2,133,719	23,216	\$ 2,156,935
2019	\$2,079,842	29,317	\$ 2,109,159

**REGIONAL DISTRICT OKANAGAN-SIMILKAMEEN**  
**2023 Budget Comparative Requisition**

<u>Page</u>	<u>Dept #</u>		<u>2023</u>	<u>2022</u>	<u>NET</u> <u>CHANGE</u>	<u>%</u> <u>CHANGE</u>
<b><u>DISTRICT OF SUMMERLAND</u></b>						
<b><u>Participating Directors determine budget by weighted vote</u></b>						
87	0400	911 EMERGENCY CALL SYSTEM - Improvements Only	\$ 143,759	\$ 132,416	\$ 11,343	
111	5800	DESTRUCTION OF PESTS	3,379	3,394	(15)	
88	0410	EMERGENCY PLANNING	49,531	49,201	330	
89	5010	ENVIRONMENTAL CONSERVATION	75,589	75,618	(29)	
92	0100	GENERAL GOVERNMENT	217,555	204,590	12,965	
22	7890	HERITAGE (Subregional)	-	378	(378)	
95	4250	ILLEGAL DUMPING	4,921	4,875	46	
96	0200	INVASIVE SPECIES (formerly Noxious Weeds)	8,800	8,675	125	
129	5700	MOSQUITO CONTROL	25,402	13,265	12,137	
99	5550	NUISANCE CONTROL	3,550	3,543	7	
117	9390	REGIONAL ECONOMIC DEVELOPMENT (Okanagan Film Comm)	4,971	4,960	11	
101	5020	REGIONAL GROWTH STRATEGY (Subregional)	6,915	6,348	567	
102	7720	REGIONAL TRAILS	59,441	54,460	4,981	
103	8200	REGIONAL TRANSIT	32,785	29,941	2,844	
104	4300	SOLID WASTE MANAGEMENT PLAN	37,830	34,551	3,279	
<b>Subtotal</b>			<b>674,427</b>	<b>626,215</b>	<b>48,212</b>	<b>7.70%</b>
<b><u>Requisitions from Other Multi-Regional Boards</u></b>						
100	6500	OKANAGAN BASIN WATER BOARD	118,897	114,458	4,439	
		STERILE INSECT RELEASE PROGRAM - Land Only	67,002	66,220	782	
<b>Subtotal</b>			<b>185,899</b>	<b>180,678</b>	<b>5,221</b>	<b>2.89%</b>
<b>TOTAL</b>			<b>\$ 860,325</b>	<b>\$ 806,893</b>	<b>\$ 53,432</b>	<b>6.62%</b>
<b>Average Res Tax Rate/\$1000</b>			<b>\$ 0.19376</b>	<b>\$ 0.18173</b>	<b>\$ 0.01203</b>	
<b>Average Taxes per Res Property</b>			<b>\$ 140.32</b>	<b>\$ 131.61</b>	<b>\$ 8.71</b>	
98	9990	MUNICIPAL DEBT REPAYMENT	\$ 2,216,420	\$ 1,786,052		
105	6000	PARCEL TAX:STERILE INSECT RELEASE	\$ 89,375	\$ 87,623	\$ 1,752	

**REGIONAL DISTRICT OKANAGAN-SIMILKAMEEN**  
**2023 Budget Comparative Requisition**

<u>Page</u>	<u>Dept #</u>		<u>2023</u>	<u>2022</u>	<u>NET</u> <u>CHANGE</u>	<u>%</u> <u>CHANGE</u>
<b><u>TOWN OF PRINCETON</u></b>						
<b><u>Participating Directors determine budget by weighted vote</u></b>						
87	0400	911 EMERGENCY CALL SYSTEM - Improvements Only	\$ 35,065	\$ 32,298	\$ 2,767	
88	0410	EMERGENCY PLANNING	9,528	9,465	63	
92	0100	GENERAL GOVERNMENT	41,852	39,357	2,495	
95	4250	ILLEGAL DUMPING	947	938	9	
96	0200	INVASIVE SPECIES (formerly Noxious Weeds)	1,693	1,669	24	
99	5550	NUISANCE CONTROL	683	682	1	
117	9390	REGIONAL ECONOMIC DEVELOPMENT (Okanagan Film Comm)	956	954	2	
102	7720	REGIONAL TRAILS	11,435	10,477	958	
103	8200	REGIONAL TRANSIT	6,307	5,760	547	
104	4300	SOLID WASTE MANAGEMENT	7,277	6,647	630	
<b>TOTAL</b>			<b>\$ 115,743</b>	<b>\$ 108,247</b>	<b>\$ 7,496</b>	<b>6.92%</b>
<b>Average Res Tax Rate/\$1000</b>			<b>\$ 0.13551</b>	<b>\$ 0.12673</b>	<b>\$ 0.00878</b>	
<b>Average Taxes per Res Property</b>			<b>\$ 43.14</b>	<b>\$ 40.34</b>	<b>\$ 2.80</b>	
98	9990	MUNICIPAL DEBT REPAYMENT	\$ -	\$ -		

**REGIONAL DISTRICT OKANAGAN-SIMILKAMEEN**  
**2023 Budget Comparative Requisition**

<u>Page</u>	<u>Dept #</u>		<u>2023</u>	<u>2022</u>	<u>NET</u> <u>CHANGE</u>	<u>%</u> <u>CHANGE</u>
<b><u>TOWN OF OLIVER</u></b>						
<b><u>Participating Directors determine budget by weighted vote</u></b>						
87	0400	911 EMERGENCY CALL SYSTEM - Improvements Only	\$ 56,610	\$ 52,144	4,466	
109	5500	DESTRUCTION OF PESTS	275	270	5	
88	0410	EMERGENCY PLANNING	17,731	17,613	118	
89	5010	ENVIRONMENTAL CONSERVATION	27,059	27,070	(11)	
92	0100	GENERAL GOVERNMENT	77,881	73,240	4,641	
22	7890	HERITAGE (Subregional)	-	135	(135)	
95	4250	ILLEGAL DUMPING	1,762	1,745	17	
96	0200	INVASIVE SPECIES (formerly Noxious Weeds)	3,150	3,106	44	
129	5700	MOSQUITO CONTROL	15,302	6,199	9,103	
99	5550	NUISANCE CONTROL	1,271	1,268	3	
117	9390	REGIONAL ECONOMIC DEVELOPMENT (Okanagan Film Comm)	1,779	1,776	3	
101	5020	REGIONAL GROWTH STRATEGY (Subregional)	2,475	2,272	203	
102	7720	REGIONAL TRAILS	21,279	19,496	1,783	
103	8200	REGIONAL TRANSIT	11,736	10,718	1,018	
104	4300	SOLID WASTE MANAGEMENT PLAN	13,542	12,369	1,173	
148	8600	TRANSIT - SOUTH OKANAGAN	25,649	24,843	806	
<b>Subtotal</b>			<b>277,503</b>	<b>254,264</b>	<b>23,239</b>	<b>9.14%</b>
<b><u>Town of Oliver &amp; Area C Regional Director determine budget</u></b>						
30	7100	ARENA (additional contribution of \$250,000 in 2018)	268,657	235,560	33,097	
31	7700	PARKS	273,255	237,126	36,129	
32	7300	POOL	160,295	146,024	14,271	
34	7400	RECREATION HALL	158,856	177,029	(18,173)	
33	7810	RECREATION PROGRAMS	111,168	117,799	(6,631)	
<b>Parks &amp; Recreation Subtotal</b>			<b>972,232</b>	<b>913,538</b>	<b>58,694</b>	<b>6.42%</b>
116	9350	ECONOMIC DEVELOPMENT	12,044	32,292	(20,248)	
28	7410	FRANK VENABLES AUDITORIUM	138,154	138,154	0	
24	7820	HERITAGE GRANT	107,471	99,525	7,946	
85	3000	REFUSE DISPOSAL	66,869	58,492	8,377	
29	7420	VENABLES THEATRE SERVICE	68,107	67,448	659	
<b>Subtotal</b>			<b>1,364,876</b>	<b>1,309,449</b>	<b>55,427</b>	<b>4.23%</b>
<b><u>Requisitions from Other Multi-Regional Boards</u></b>						
100	6500	OKANAGAN BASIN WATER BOARD	42,563	40,974	1,589	
105	6000	STERILE INSECT RELEASE PROGRAM - Land Only	20,946	20,702	244	
<b>Subtotal</b>			<b>63,509</b>	<b>61,676</b>	<b>1,833</b>	<b>2.97%</b>
<b>TOTAL</b>			<b>\$ 1,705,889</b>	<b>\$ 1,625,389</b>	<b>\$ 80,500</b>	<b>4.95%</b>
<b>Average Res Tax Rate/\$1000</b>			<b>\$ 1.07325</b>	<b>\$ 1.02260</b>	<b>\$ 0.05065</b>	
<b>Average Taxes per Res Property</b>			<b>\$ 542.18</b>	<b>\$ 516.59</b>	<b>\$ 25.59</b>	
98	9990	MUNICIPAL DEBT REPAYMENT	\$ 910,194	\$ 532,050		
105	6000	PARCEL TAX:STERILE INSECT RELEASE	\$ 3,774	\$ 3,700	\$ 74	

**REGIONAL DISTRICT OKANAGAN-SIMILKAMEEN  
2023 Budget Comparative Requisition**

<u>Page</u>	<u>Dept #</u>		<u>2023</u>	<u>2022</u>	<u>NET CHANGE</u>	<u>% CHANGE</u>
<b><u>TOWN OF OSOYOOS</u></b>						
<b><u>Participating Directors determine budget by weighted vote</u></b>						
87	0400	911 EMERGENCY CALL SYSTEM - Improvements Only	\$ 83,151	\$ 76,590	\$ 6,561	
88	0410	EMERGENCY PLANNING	29,837	29,638	199	
92	0100	GENERAL GOVERNMENT	131,053	123,243	7,810	
22	7890	HERITAGE (Subregional)	-	228	(228)	
95	4250	ILLEGAL DUMPING	2,964	2,936	28	
96	0200	INVASIVE SPECIES (formerly Noxious Weeds)	5,301	5,226	75	
129	5700	MOSQUITO CONTROL	9,094	2,800	6,294	
99	5550	NUISANCE CONTROL	2,139	2,134	5	
117	9390	REGIONAL ECONOMIC DEVELOPMENT (Okanagan Film Comm)	2,994	2,988	6	
101	5020	REGIONAL GROWTH STRATEGY (Subregional)	4,165	3,824	341	
102	7720	REGIONAL TRAILS	35,807	32,806	3,001	
103	8200	REGIONAL TRANSIT	19,749	18,036	1,713	
104	4300	SOLID WASTE MANAGEMENT PLAN	22,788	20,813	1,975	
148	8600	TRANSIT - SOUTH OKANAGAN	43,161	41,805	1,356	
<b>Subtotal</b>			<b>392,204</b>	<b>363,067</b>	<b>29,137</b>	<b>8.03%</b>
<b><u>Town of Osoyoos &amp; Area A Regional Director determine budget</u></b>						
44	7050	ARENA	437,284	377,051	60,233	
26	7865	MUSEUM - Land & Building Acquisition (Parcel Tax for Debt Servicing)	70,856	61,635	9,221	
			<b>508,140</b>	<b>438,686</b>	<b>69,454</b>	<b>15.83%</b>
<b><u>Requisitions from Other Multi-Regional Boards</u></b>						
100	6500	OKANAGAN BASIN WATER BOARD	71,622	68,948	2,674	
105	6000	STERILE INSECT RELEASE PROGRAM - Land Only	42,397	41,902	495	
<b>Subtotal</b>			<b>114,019</b>	<b>110,850</b>	<b>3,169</b>	<b>2.86%</b>
<b>TOTAL</b>			<b>\$ 1,014,364</b>	<b>\$ 912,603</b>	<b>\$ 101,761</b>	<b>11.15%</b>
<b>Average Res Tax Rate/\$1000</b>			<b>\$ 0.35276</b>	<b>\$ 0.31816</b>	<b>\$ 0.03460</b>	
<b>Average Taxes per Res Property</b>			<b>\$ 185.14</b>	<b>\$ 166.98</b>	<b>\$ 18.16</b>	
98	9990	MUNICIPAL DEBT REPAYMENT	\$ 672,009	\$ 672,009		
105	6000	PARCEL TAX:STERILE INSECT RELEASE	\$ 3,079	\$ 3,018	\$ 61	



**REGIONAL DISTRICT OKANAGAN-SIMILKAMEEN**  
**2023 Budget Comparative Requisition**

<u>Page</u>	<u>Dept #</u>		<u>2023</u>	<u>2022</u>	<u>NET</u> <u>CHANGE</u>	<u>%</u> <u>CHANGE</u>
<b><u>VILLAGE OF KEREMEOS</u></b>						
<b><u>Participating Directors determine budget by weighted vote</u></b>						
87	0400	911 EMERGENCY CALL SYSTEM - Improvements Only	\$ 14,655	\$ 13,499	\$ 1,156	
99	5550	DESTRUCTION OF PESTS	275	270	5	
88	0410	EMERGENCY PLANNING	4,256	4,227	29	
92	0100	GENERAL GOVERNMENT	18,693	17,579	1,114	
22	7890	HERITAGE (Subregional)	-	32	(32)	
95	4250	ILLEGAL DUMPING	423	419	4	
96	0200	INVASIVE SPECIES (formerly Noxious Weeds)	756	745	11	
99	5550	NUISANCE CONTROL	305	304	1	
117	9390	REGIONAL ECONOMIC DEVELOPMENT (Okanagan Film Comm)	427	426	1	
102	7720	REGIONAL TRAILS	5,107	4,679	428	
103	8200	REGIONAL TRANSIT	2,817	2,573	244	
104	4300	SOLID WASTE MANAGEMENT PLAN	3,250	2,969	281	
<b>Subtotal</b>			<b>50,965</b>	<b>47,722</b>	<b>3,243</b>	<b>6.80%</b>
<b><u>Village &amp; Regional Directors (Areas B &amp; G) determine budget</u></b>						
2	1100	FIRE PROTECTION	263,582	233,169	30,413	
42	7200	KEREMEOS & DISTRICT RECREATION - Improvements Only	153,264	125,663	27,601	
43	7310	KEREMEOS & DISTRICT SWIMMING POOL - Improvements Only	35,692	41,613	(5,921)	
84	3400	REFUSE DISPOSAL SITE - Improvements Only	88,724	88,075	649	
145	9250	SIMILKAMEEN VALLEY VISITOR INFORMATION CENTRE	13,467	13,438	29	
<b>Subtotal</b>			<b>554,729</b>	<b>501,958</b>	<b>52,771</b>	<b>10.51%</b>
<b><u>Requisitions from Other Multi-Regional Boards</u></b>						
105	6000	STERILE INSECT RELEASE PROGRAM - Land Only	4,397	4,346	51	
<b>TOTAL</b>			<b>\$ 610,091</b>	<b>\$ 554,026</b>	<b>\$ 56,065</b>	<b>10.12%</b>
<b>Average Res Tax Rate/\$1000</b>			<b>\$ 1.59918</b>	<b>\$ 1.45222</b>	<b>\$ 0.14696</b>	
<b>Average Taxes per Res Property</b>			<b>\$ 623.41</b>	<b>\$ 566.12</b>	<b>\$ 57.29</b>	
98	9990	MUNICIPAL DEBT REPAYMENT	\$ 10,015	\$ 10,015		
105	6000	PARCEL TAX:STERILE INSECT RELEASE	\$ 1,626	\$ 1,594	\$ 32	

**REGIONAL DISTRICT OKANAGAN-SIMILKAMEEN**  
**2023 Budget Comparative Requisition**

<u>Page</u>	<u>Dept #</u>		<u>2023</u>	<u>2022</u>	<u>NET</u> <u>CHANGE</u>	<u>%</u> <u>CHANGE</u>
<b><u>PENTICTON INDIAN BAND</u></b>						
<b><u>Participating Directors determine budget by weighted vote</u></b>						
87	0400	911 EMERGENCY CALL SYSTEM - Improvements Only	\$ 18,184	\$ 16,753	\$ 1,431	
88	0410	EMERGENCY PLANNING	6,312	6,276	36	
92	0100	GENERAL GOVERNMENT	13,861	13,042	819	
104	4300	SOLID WASTE MANAGEMENT	4,821	4,327	494	
<b>TOTAL</b>			<b>\$ 43,177</b>	<b>\$ 40,398</b>	<b>\$ 2,779</b>	<b>6.88%</b>
<b>Average Res Tax Rate/\$1000</b>			<b>\$ 0.07631</b>	<b>\$ 0.07140</b>	<b>\$ 0.00491</b>	
<b>Average Res Taxes per Property</b>			<b>\$ 41.93</b>	<b>\$ 39.23</b>	<b>\$ 2.70</b>	

**REGIONAL DISTRICT OKANAGAN-SIMILKAMEEN**  
**2023 Budget Comparative Requisition**

<u>Page</u>	<u>Dept #</u>		<u>2023</u>	<u>2022</u>	<u>NET</u> <u>CHANGE</u>	<u>%</u> <u>CHANGE</u>
<b><u>ELECTORAL AREA A (OSOYOOS RURAL)</u></b>						
<b><u>Participating Directors determine budget by weighted vote</u></b>						
87	0400	911 EMERGENCY CALL SYSTEM - Improvements Only	\$ 33,444	\$ 30,805	\$ 2,639	
106	9200	ANIMAL CONTROL	17,848	17,117	731	
107	2500	BUILDING INSPECTION	51,303	46,231	5,072	
109	5500	DESTRUCTION OF PESTS	689	685	4	
118	0300	ELECTORAL AREA ADMINISTRATION	294,232	253,421	40,811	
119	5000	ELECTORAL AREA PLANNING	146,390	126,461	19,929	
88	0410	EMERGENCY PLANNING	11,685	11,607	78	
89	5010	ENVIRONMENTAL CONSERVATION	17,832	17,839	(7)	
92	0100	GENERAL GOVERNMENT	51,323	48,265	3,058	
22	7890	HERITAGE (Subregional)	-	89	(89)	
95	4250	ILLEGAL DUMPING	1,161	1,150	11	
96	0200	INVASIVE SPECIES (formerly Noxious Weeds)	2,076	2,047	29	
129	5700	MOSQUITO CONTROL	5,993	7,468	(1,475)	
99	5550	NUISANCE CONTROL	838	836	2	
117	9390	REGIONAL ECONOMIC DEVELOPMENT (Okanagan Film Comm)	1,173	1,170	3	
101	5020	REGIONAL GROWTH STRATEGY (Subregional)	1,631	1,498	133	
102	7720	REGIONAL TRAILS	14,023	12,848	1,175	
103	8200	REGIONAL TRANSIT	7,734	7,063	671	
104	4300	SOLID WASTE MANAGEMENT PLAN	8,924	8,151	773	
146	4200	SUBDIVISION SERVICING	4,228	15,323	(11,095)	
148	8600	TRANSIT - SOUTH OKANAGAN	16,903	16,372	531	
<b>Subtotal</b>			<b>689,430</b>	<b>626,446</b>	<b>62,984</b>	<b>10.05%</b>
<b><u>Regional Director &amp; Town of Osoyoos determine budget</u></b>						
44	7050	ARENA	171,250	147,662	23,588	
26	7865	MUSEUM - Land & Building Acquisition (Parcel Tax for Debt Servicing)	23,030	20,032	2,998	
<b>Subtotal</b>			<b>194,280</b>	<b>167,694</b>	<b>26,586</b>	<b>15.85%</b>
<b><u>Regional Director determines budget</u></b>						
17	8800	CEMETERY	1,036	1,034	2	
13	7870	COMMUNITY PARKS	66,594	34,735	31,859	
114	9300	ECONOMIC DEVELOPMENT	11,893	11,873	20	
120	7990	GRANT IN AID	3,519	2,574	945	
25	7860	MUSEUM SERVICE	15,135	17,102	(1,967)	
35	7510	RECREATION SERVICES	72,812	72,158	654	
82	3200	REFUSE DISPOSAL	-	1,202	(1,202)	
136	0310	RURAL PROJECTS	7,921	7,766	155	
10	0415	VICTIM SERVICES	5,135	5,168	(33)	
<b>Subtotal</b>			<b>184,045</b>	<b>153,612</b>	<b>30,433</b>	<b>19.81%</b>
<b><u>Requisitions from Other Multi-Regional Boards</u></b>						
135	9900	OKANAGAN REGIONAL LIBRARY	117,502	114,157	3,345	
100	6500	OKANAGAN BASIN WATER BOARD - Defined Area N714	26,289	25,308	981	
105	6000	STERILE INSECT RELEASE PROGRAM - Land Only	11,982	11,842	140	
105	6000	STERILE INSECT RELEASE PROGRAM - Parcel Tax	25,914	25,406	508	
<b>Subtotal</b>			<b>181,687</b>	<b>176,713</b>	<b>4,974</b>	<b>2.81%</b>
<b>TOTAL</b>			<b>\$ 1,249,442</b>	<b>\$ 1,124,465</b>	<b>\$ 124,977</b>	<b>11.11%</b>
<b>Average Res Tax Rate/\$1000</b>			<b>\$ 1.20628</b>	<b>\$ 1.08422</b>	<b>\$ 0.12206</b>	
<b>Average Taxes per Res Property</b>			<b>\$ 863.11</b>	<b>\$ 775.77</b>	<b>\$ 87.34</b>	
<b><u>Service Areas</u></b>						
1	1800	ANARCHIST MT FIRE DEPT (Regional Director determines budget)	274,095	239,164	34,931	14.61%
53	3810	NORTHWEST SEWER (Debt Servicing)	15,600	15,600	-	0.00%

**REGIONAL DISTRICT OKANAGAN-SIMILKAMEEN**  
**2023 Budget Comparative Requisition**

<u>Page</u>	<u>Dept #</u>		<u>2023</u>	<u>2022</u>	<u>NET</u> <u>CHANGE</u>	<u>%</u> <u>CHANGE</u>
<b><u>ELECTORAL AREA B (CAWSTON)</u></b>						
<b><u>Participating Directors determine budget by weighted vote</u></b>						
87	0400	911 EMERGENCY CALL SYSTEM - Improvements Only	\$ 10,545	\$ 9,713	\$ 832	
106	9200	ANIMAL CONTROL	4,221	4,048	173	
109	5500	DESTRUCTION OF PESTS	163	162	1	
118	0300	ELECTORAL AREA ADMINISTRATION	69,589	59,937	9,652	
119	5000	ELECTORAL AREA PLANNING	34,623	29,910	4,713	
88	0410	EMERGENCY PLANNING	2,764	2,745	19	
92	0100	GENERAL GOVERNMENT	12,139	11,415	724	
22	7890	HERITAGE (Subregional)	-	21	(21)	
95	4250	ILLEGAL DUMPING	275	272	3	
96	0200	INVASIVE SPECIES (formerly noxious weeds)	491	484	7	
129	5700	MOSQUITO CONTROL	1,417	37,824	(36,407)	
99	5550	NUISANCE CONTROL	198	198	0	
117	9390	REGIONAL ECONOMIC DEVELOPMENT (Okanagan Film Comm)	277	277	0	
102	7720	REGIONAL TRAILS	3,317	3,039	278	
103	8200	REGIONAL TRANSIT	1,829	1,671	158	
104	4300	SOLID WASTE MANAGEMENT PLAN	2,111	1,928	183	
146	4200	SUBDIVISION SERVICING	1,000	3,624	(2,624)	
<b>Subtotal</b>			<b>144,958</b>	<b>167,268</b>	<b>(22,310)</b>	<b>-13.34%</b>
<b><u>Regional Directors (Areas B &amp; G) &amp; Village determine budget</u></b>						
115	9360	ECONOMIC DEVELOPMENT (Areas B, G & H)	8,215	8,202	13	
2	1100	FIRE PROTECTION (41.613% Portion of Service Area C716)	152,953	135,305	17,648	
42	7200	KEREMEOS & DISTRICT RECREATION - Improvements Only	110,281	90,421	19,860	
43	7310	KEREMEOS & DISTRICT SWIMMING POOL - Improvements Only	25,682	29,942	(4,260)	
84	3400	REFUSE DISPOSAL SITE - Improvements Only	63,841	63,375	466	
145	9250	SIMILKAMEEN VALLEY VISITOR INFORMATION CENTRE	10,359	10,337	22	
<b>Subtotal</b>			<b>371,332</b>	<b>337,582</b>	<b>33,750</b>	<b>10.00%</b>
<b><u>Regional Director determines budget</u></b>						
14	7580	COMMUNITY PARKS	65,548	43,040	22,508	
121	7930	GRANT IN AID	2,076	9,410	(7,334)	
137	0320	RURAL PROJECTS	4,932	7,118	(2,186)	
<b>Subtotal</b>			<b>72,556</b>	<b>59,568</b>	<b>12,988</b>	<b>21.80%</b>
<b><u>Requisitions from Other Multi-Regional Boards</u></b>						
135	9900	OKANAGAN REGIONAL LIBRARY	27,791	26,999	792	
105	6000	STERILE INSECT RELEASE PROGRAM - Land Only	2,248	2,222	26	
105	6000	STERILE INSECT RELEASE PROGRAM - Parcel Tax	154,641	151,609	3,032	
<b>Subtotal</b>			<b>184,680</b>	<b>180,830</b>	<b>3,850</b>	<b>2.13%</b>
<b>TOTAL</b>			<b>\$ 773,526</b>	<b>\$ 745,248</b>	<b>\$ 28,278</b>	<b>3.79%</b>
<b>Average Res Tax Rate/\$1000</b>			<b>\$ 2.62933</b>	<b>\$ 2.52208</b>	<b>\$ 0.10725</b>	
<b>Average Taxes per Res Property</b>			<b>\$ 984.49</b>	<b>\$ 944.33</b>	<b>\$ 40.16</b>	

**REGIONAL DISTRICT OKANAGAN-SIMILKAMEEN**  
**2023 Budget Comparative Requisition**

<u>Page</u>	<u>Dept #</u>		<u>2023</u>	<u>2022</u>	<u>NET</u> <u>CHANGE</u>	<u>%</u> <u>CHANGE</u>
<b><u>ELECTORAL AREA C (OLIVER RURAL)</u></b>						
<b><u>Participating Directors determine budget by weighted vote</u></b>						
87	0400	911 EMERGENCY CALL SYSTEM - Improvements Only	\$ 56,061	\$ 51,638	\$ 4,423	
106	9200	ANIMAL CONTROL	21,212	20,343	869	
107	2500	BUILDING INSPECTION	46,440	73,250	(26,810)	
109	5500	DESTRUCTION OF PESTS	819	814	5	
118	0300	ELECTORAL AREA ADMINISTRATION	349,675	301,174	48,501	
119	5000	ELECTORAL AREA PLANNING	173,975	150,291	23,684	
88	0410	EMERGENCY PLANNING	13,887	13,794	93	
89	5010	ENVIRONMENTAL CONSERVATION	21,192	21,200	(8)	
92	0100	GENERAL GOVERNMENT	60,994	57,359	3,635	
22	7890	HERITAGE (Subregional)	-	106	(106)	
95	4250	ILLEGAL DUMPING	1,380	1,367	13	
96	0200	INVASIVE SPECIES (formerly noxious weeds)	2,467	2,432	35	
129	5700	MOSQUITO CONTROL	7,122	45,873	(38,751)	
99	5550	NUISANCE CONTROL	995	993	2	
117	9390	REGIONAL ECONOMIC DEVELOPMENT (Okanagan Film Comm)	1,394	1,391	3	
101	5020	REGIONAL GROWTH STRATEGY (Subregional)	1,939	1,780	159	
102	7720	REGIONAL TRAILS	16,665	15,268	1,397	
103	8200	REGIONAL TRANSIT	9,192	8,394	798	
104	4300	SOLID WASTE MANAGEMENT PLAN	10,606	9,687	919	
146	4200	SUBDIVISION SERVICING	5,024	18,210	(13,186)	
148	8600	TRANSIT - SOUTH OKANAGAN	20,088	19,457	631	
<b>Subtotal</b>			<b>821,127</b>	<b>814,821</b>	<b>6,306</b>	<b>0.77%</b>
<b><u>Regional Director &amp; Town of Oliver determine budget</u></b>						
30	7100	ARENA	210,406	184,485	25,921	
31	7700	PARKS	214,006	185,711	28,295	
32	7300	POOL	125,540	114,363	11,177	
34	7400	RECREATION HALL	124,413	138,645	(14,232)	
33	7810	RECREATION PROGRAMS	87,064	92,258	(5,194)	
<b>Oliver Parks &amp; Rec Society Subtotal</b>			<b>761,428</b>	<b>715,462</b>	<b>45,966</b>	<b>6.42%</b>
116	9350	ECONOMIC DEVELOPMENT	9,432	25,291	(15,859)	
28	7410	FRANK VENABLES AUDITORIUM	108,199	108,199	(0)	
24	7820	HERITAGE GRANT	84,168	77,945	6,223	
85	3000	REFUSE DISPOSAL	52,371	45,810	6,561	
29	7420	VENABLES THEATRE SERVICE	53,339	52,824	515	
<b>Subtotal</b>			<b>1,068,938</b>	<b>1,025,531</b>	<b>43,407</b>	<b>4.23%</b>
<b><u>Regional Director determines budget</u></b>						
9	1500	FIRE PROTECTION WILLOWBROOK-K(714)	164,981	160,335	4,646	
122	7940	GRANT IN AID	40,615	2,827	37,788	
64	3905	LOOSE BAY CAMPGROUND	30,924	28,260	2,664	
130	2720	NOISE BYLAW	9,745	9,435	310	
138	0330	RURAL PROJECTS	24,075	23,338	737	
150	2620	UNTIDY/UNSIGHTLY PREMISES	27,778	29,713	(1,935)	
11	0420	VICTIM SERVICES	8,215	8,270	(55)	
<b>Subtotal</b>			<b>306,333</b>	<b>262,178</b>	<b>44,155</b>	<b>16.84%</b>
<b><u>Requisitions from Other Multi-Regional Boards</u></b>						
100	6500	OKANAGAN BASIN WATER BOARD	33,334	32,090	1,244	
135	9900	OKANAGAN REGIONAL LIBRARY	139,644	135,668	3,976	
105	6000	STERILE INSECT RELEASE PROGRAM - Land Only	8,947	8,843	104	
105	6000	STERILE INSECT RELEASE PROGRAM - Parcel Tax	65,749	64,460	1,289	
<b>Subtotal</b>			<b>247,674</b>	<b>241,061</b>	<b>6,613</b>	<b>2.74%</b>
<b>TOTAL</b>			<b>\$ 2,444,072</b>	<b>\$ 2,343,591</b>	<b>\$ 100,481</b>	<b>4.29%</b>
<b>Average Res Tax Rate/\$1000</b>			<b>\$ 2.01087</b>	<b>\$ 1.92700</b>	<b>\$ 0.08387</b>	
<b>Average Taxes per Res Property</b>			<b>\$ 1,003.49</b>	<b>\$ 961.63</b>	<b>\$ 41.86</b>	

**REGIONAL DISTRICT OKANAGAN-SIMILKAMEEN**  
**2023 Budget Comparative Requisition**

<u>Page</u>	<u>Dept #</u>		<u>2023</u>	<u>2022</u>	<u>NET</u> <u>CHANGE</u>	<u>%</u> <u>CHANGE</u>
<b><u>ELECTORAL AREA D (OK FALLS/HERITAGE HILLS/CARM)</u></b>						
<b><u>Participating Directors determine budget by weighted vote</u></b>						
87	0400	911 EMERGENCY CALL SYSTEM - Improvements Only	\$ 62,906	\$ 57,943	\$ 4,963	
106	9200	ANIMAL CONTROL	31,138	29,862	1,276	
107	2500	BUILDING INSPECTION	62,684	58,923	3,761	
109	5500	DESTRUCTION OF PESTS	1,202	1,195	7	
118	0300	ELECTORAL AREA ADMINISTRATION	513,314	442,116	71,198	
119	5000	ELECTORAL AREA PLANNING	255,391	220,624	34,767	
88	0410	EMERGENCY PLANNING	20,385	20,249	136	
89	5010	ENVIRONMENTAL CONSERVATION	31,110	31,122	(12)	
92	0100	GENERAL GOVERNMENT	89,538	84,202	5,336	
22	7890	HERITAGE (Subregional)	-	155	(155)	
95	4250	ILLEGAL DUMPING	2,025	2,006	19	
96	0200	INVASIVE SPECIES (formerly noxious weeds)	3,622	3,571	51	
129	5700	MOSQUITO CONTROL	10,455	5,852	4,603	
99	5550	NUISANCE CONTROL	1,461	1,458	3	
117	9390	REGIONAL ECONOMIC DEVELOPMENT (Okanagan Film Comm)	2,046	2,041	5	
101	5020	REGIONAL GROWTH STRATEGY (Subregional)	2,846	2,613	233	
102	7720	REGIONAL TRAILS	24,464	22,414	2,050	
103	8200	REGIONAL TRANSIT	13,493	12,323	1,170	
104	4300	SOLID WASTE MANAGEMENT PLAN	15,569	14,220	1,349	
146	4200	SUBDIVISION SERVICING	7,375	26,732	(19,357)	
<b>Subtotal</b>			<b>1,151,026</b>	<b>1,039,621</b>	<b>111,405</b>	<b>10.72%</b>
<b><u>Regional Director determines budget</u></b>						
112	9380	ECONOMIC DEVELOPMENT (Area D Only, no longer includes EA I)	153,891	164,585	(10,694)	
158	8960	CEMETERY OKANAGAN FALLS-(715)	34,052	-	34,052	
7	1200	FIRE PROTECTION OK FALLS-J(714) & J(715)	433,923	430,465	3,458	
123	7950	GRANT IN AID	17,610	17,077	533	
133	2700	NOISE BYLAW (Areas D, F & I)	14,078	14,025	53	
38	7520	RECREATION OK FALLS-F(714) & F(715)	770,440	640,965	129,475	
139	0340	RURAL PROJECTS	12,966	28,524	(15,558)	
58	9670	STREET LIGHTING HERITAGE HILLS-M(715)	6,340	6,174	166	
159	9690	STREET LIGHTING OKANAGAN FALLS-(715)	28,595	-	28,595	
46	8500	TRANSIT (Area D)	119,160	105,252	13,908	
154	2600	UNSIGHTLY/UNTIDY PREMISES (Areas D & I)	37,903	37,275	628	
12	0425	VICTIM SERVICES (Areas D, E, F & I)	3,469	3,109	360	
<b>Subtotal</b>			<b>1,632,426</b>	<b>1,447,451</b>	<b>184,975</b>	<b>12.78%</b>
<b><u>Requisitions from Other Multi-Regional Boards</u></b>						
100	6500	OKANAGAN BASIN WATER BOARD - Defined Area N714	37,283	35,891	1,392	
100	6500	OKANAGAN BASIN WATER BOARD - Defined Area N715	13,628	13,119	509	
135	9900	OKANAGAN REGIONAL LIBRARY	204,993	199,158	5,835	
105	6000	STERILE INSECT RELEASE PROGRAM - Land Only	23,472	23,198	274	
105	6000	STERILE INSECT RELEASE PROGRAM - Parcel Tax	4,166	4,008	158	
<b>Subtotal</b>			<b>283,542</b>	<b>275,374</b>	<b>8,168</b>	<b>2.97%</b>
<b>TOTAL</b>			<b>\$ 3,066,994</b>	<b>\$ 2,762,446</b>	<b>\$ 304,548</b>	<b>11.02%</b>
<b>Average Res Tax Rate/\$1000</b>			<b>\$ 1.76407</b>	<b>\$ 1.58875</b>	<b>\$ 0.17532</b>	
<b>Average Taxes per Res Property</b>			<b>\$ 1,185.76</b>	<b>\$ 1,067.91</b>	<b>\$ 117.85</b>	

**REGIONAL DISTRICT OKANAGAN-SIMILKAMEEN**  
**2023 Budget Comparative Requisition**

<u>Page</u>	<u>Dept #</u>		<u>2023</u>	<u>2022</u>	<u>NET</u> <u>CHANGE</u>	<u>%</u> <u>CHANGE</u>
<b>ELECTORAL AREA E (NARAMATA)</b>						
<u>Participating Directors determine budget by weighted vote</u>						
87	0400	911 EMERGENCY CALL SYSTEM - Improvements Only	\$ 44,163	\$ 40,678	\$ 3,485	
106	9200	ANIMAL CONTROL	23,254	22,302	952	
107	2500	BUILDING INSPECTION	70,358	61,881	8,477	
109	5500	DESTRUCTION OF PESTS	898	892	6	
118	0300	ELECTORAL AREA ADMINISTRATION	383,349	330,177	53,172	
119	5000	ELECTORAL AREA PLANNING	190,729	164,764	25,965	
88	0410	EMERGENCY PLANNING	15,224	15,123	101	
89	5010	ENVIRONMENTAL CONSERVATION	23,233	23,242	(9)	
92	0100	GENERAL GOVERNMENT	66,868	62,883	3,985	
22	7890	HERITAGE (Subregional)	-	116	(116)	
95	4250	ILLEGAL DUMPING	1,513	1,498	15	
96	0200	INVASIVE SPECIES (formerly noxious weeds)	2,705	2,667	38	
99	5550	NUISANCE CONTROL	1,091	1,089	2	
117	9390	REGIONAL ECONOMIC DEVELOPMENT (Okanagan Film Comm)	1,528	1,525	3	
101	5020	REGIONAL GROWTH STRATEGY (Subregional)	2,125	1,951	174	
102	7720	REGIONAL TRAILS	18,270	16,739	1,531	
103	8200	REGIONAL TRANSIT	10,077	9,203	874	
104	4300	SOLID WASTE MANAGEMENT PLAN	11,627	10,620	1,007	
146	4200	SUBDIVISION SERVICING	5,508	19,964	(14,456)	
<b>Subtotal</b>			<b>872,520</b>	<b>787,314</b>	<b>85,206</b>	<b>10.82%</b>
<u>Regional Director determines budget</u>						
18	8950	CEMETERY-P(715)	42,547	48,993	(6,446)	
124	7960	GRANT IN AID	8,804	8,592	212	
6	1700	NARAMATA FIRE DEPARTMENT	541,857	505,185	36,672	
27	7830	NARAMATA MUSEUM	17,810	16,968	842	
37	7540	NARAMATA PARKS & REC	548,174	428,258	119,916	
66	3940	NARAMATA WATER (Parcel Tax for Debt Servicing of Capital Upgrades)	124,128	124,128	-	
131	2710	NOISE CONTROL	9,956	7,505	2,451	
140	0360	RURAL PROJECTS	65,414	73,146	(7,732)	
147	9260	TOURISM & COMMUNITY SERVICE CONTRIBUTION	10,359	10,337	22	
45	8300	TRANSIT (Area E)	108,245	85,613	22,632	
151	2610	UNTIDY AND UNSIGHTLY PREMISES	17,200	16,772	428	
12	0425	VICTIM SERVICES (Areas D, E, F & I)	2,590	2,322	268	
<b>Subtotal</b>			<b>1,497,084</b>	<b>1,327,819</b>	<b>169,265</b>	<b>12.75%</b>
<u>Requisitions from Other Multi-Regional Boards</u>						
100	6500	OKANAGAN BASIN WATER BOARD	36,544	35,180	1,364	
135	9900	OKANAGAN REGIONAL LIBRARY	153,091	148,733	4,358	
105	6000	STERILE INSECT RELEASE PROGRAM - Land Only	20,436	20,198	238	
105	6000	STERILE INSECT RELEASE PROGRAM - Parcel Tax	20,198	19,802	396	
			<b>230,270</b>	<b>223,913</b>	<b>6,357</b>	<b>2.84%</b>
<b>TOTAL</b>			<b>\$ 2,599,874</b>	<b>\$ 2,339,046</b>	<b>\$ 260,828</b>	<b>11.15%</b>
<b>Average Res Tax Rate/\$1000</b>			<b>\$ 1.89379</b>	<b>\$ 1.69293</b>	<b>\$ 0.20086</b>	
<b>Average Taxes per Res Property</b>			<b>\$ 1,695.06</b>	<b>\$ 1,515.28</b>	<b>\$ 179.78</b>	

**REGIONAL DISTRICT OKANAGAN-SIMILKAMEEN**  
**2023 Budget Comparative Requisition**

<u>Page</u>	<u>Dept #</u>		<u>2023</u>	<u>2022</u>	<u>NET</u> <u>CHANGE</u>	<u>%</u> <u>CHANGE</u>
<b>ELECTORAL AREA F (OKANAGAN LAKE WEST/WESTBENCH)</b>						
<b><u>Participating Directors determine budget by weighted vote</u></b>						
87	0400	911 EMERGENCY CALL SYSTEM - Improvements Only	\$ 25,611	\$ 23,590	\$ 2,021	
106	9200	ANIMAL CONTROL	13,981	13,408	573	
107	2500	BUILDING INSPECTION	14,525	12,905	1,620	
109	5500	DESTRUCTION OF PESTS	540	536	4	
118	0300	ELECTORAL AREA ADMINISTRATION	230,470	198,503	31,967	
119	5000	ELECTORAL AREA PLANNING	114,666	99,056	15,610	
88	0410	EMERGENCY PLANNING	9,153	9,092	61	
89	5010	ENVIRONMENTAL CONSERVATION	13,968	13,973	(5)	
92	0100	GENERAL GOVERNMENT	40,201	37,805	2,396	
22	7890	HERITAGE (Subregional)	-	70	(70)	
95	4250	ILLEGAL DUMPING	909	901	8	
96	0200	INVASIVE SPECIES (formerly noxious weeds)	1,626	1,603	23	
129	5700	MOSQUITO CONTROL	4,694	118	4,576	
99	5550	NUISANCE CONTROL	656	655	1	
117	9390	REGIONAL ECONOMIC DEVELOPMENT (Okanagan Film Comm)	919	917	2	
101	5020	REGIONAL GROWTH STRATEGY (Subregional)	1,278	1,173	105	
102	7720	REGIONAL TRAILS	10,984	10,063	921	
103	8200	REGIONAL TRANSIT	6,058	5,533	525	
146	4200	SOLID WASTE MANAGEMENT PLAN	6,990	6,384	606	
104	4300	SUBDIVISION SERVICING	3,311	12,002	(8,691)	
<b>Subtotal</b>			<b>500,540</b>	<b>448,287</b>	<b>52,253</b>	<b>11.66%</b>
<b><u>Regional Director determines budget</u></b>						
62	3920	FAULDER WATER SYSTEM-A(777)-Parcel Tax	153,879	153,310	569	
8	1000	FIRE PROTECTION WESTBENCH-A(715)	398,855	359,613	39,242	
125	8000	GRANT-IN-AID	2,148	2,041	107	
133	2700	NOISE BYLAW (Areas D, F & I)	6,321	6,297	24	
15	7570	PARKS COMMISSION	149,294	120,076	29,218	
16	7560	REC CENTRE COST SHARING-M(715)	18,895	18,865	30	
141	0370	RURAL PROJECTS	48,279	48,897	(618)	
60	9660	STREET LIGHTING WEST BENCH ESTATES/HUSULA HIGHLANDS-A(715)	6,737	6,608	129	
149	2630	UNTIDY AND UNSIGHTLY PREMISES	9,412	9,405	7	
12	0425	VICTIM SERVICES (Areas D, E, F & I)	1,557	1,396	161	
160	4400	WEST BENCH SOIL REMOVAL AND DEPOSITION SERVICE-?(715)	9,996	-	9,996	
49	8240	WEST BENCH TRANSIT (Parcel Tax)	24,149	26,036	(1,887)	
71	3970	WEST BENCH WATER (Parcel Tax for Debt Servicing of Capital)	115,600	115,600	-	
<b>Subtotal</b>			<b>945,122</b>	<b>868,144</b>	<b>76,978</b>	<b>8.87%</b>
<b><u>Requisitions from Other Multi-Regional Boards</u></b>						
100	6500	OKANAGAN BASIN WATER BOARD	21,971	21,150	821	
135	9900	OKANAGAN REGIONAL LIBRARY	92,039	89,419	2,620	
105	6000	STERILE INSECT RELEASE PROGRAM - Land Only	11,007	10,878	129	
105	6000	STERILE INSECT RELEASE PROGRAM - Parcel Tax	183	179	4	
<b>Subtotal</b>			<b>125,199</b>	<b>121,626</b>	<b>3,573</b>	<b>2.94%</b>
<b>TOTAL</b>			<b>\$ 1,570,862</b>	<b>\$ 1,438,057</b>	<b>\$ 132,805</b>	<b>9.24%</b>
<b>Average Res Tax Rate/\$1000</b>			<b>\$ 1.66055</b>	<b>\$ 1.49109</b>	<b>\$ 0.16946</b>	
<b>Average Taxes per Res Property</b>			<b>\$ 1,384.36</b>	<b>\$ 1,243.08</b>	<b>\$ 141.28</b>	



**REGIONAL DISTRICT OKANAGAN-SIMILKAMEEN  
2023 Budget Comparative Requisition**

<u>Page</u>	<u>Dept #</u>		<u>2023</u>	<u>2022</u>	<u>NET CHANGE</u>	<u>% CHANGE</u>
<b>ELECTORAL AREA G (HEDLEY/KEREMEOS)</b>						
<u>Participating Directors determine budget by weighted vote</u>						
87	0400	911 EMERGENCY CALL SYSTEM - Improvements Only	\$ 17,853	\$ 16,444	\$ 1,409	
106	9200	ANIMAL CONTROL	8,137	7,803	334	
109	5500	DESTRUCTION OF PESTS	314	312	2	
118	0300	ELECTORAL AREA ADMINISTRATION	134,136	115,531	18,605	
119	5000	ELECTORAL AREA PLANNING	66,737	57,652	9,085	
88	0410	EMERGENCY PLANNING	5,327	5,291	36	
92	0100	GENERAL GOVERNMENT	23,398	22,003	1,395	
22	7890	HERITAGE (Subregional)	-	41	(41)	
95	4250	ILLEGAL DUMPING	529	524	5	
96	0200	INVASIVE SPECIES (formerly noxious weeds)	946	933	13	
129	5700	MOSQUITO CONTROL	2,732	10,721	(7,989)	
99	5550	NUISANCE CONTROL	382	381	1	
117	9390	REGIONAL ECONOMIC DEVELOPMENT (Okanagan Film Comm)	535	533	2	
102	7720	REGIONAL TRAILS	6,393	5,857	536	
103	8200	REGIONAL TRANSIT	3,526	3,220	306	
104	4300	SOLID WASTE MANAGEMENT PLAN	4,069	3,716	353	
146	4200	SUBDIVISION SERVICING	1,927	6,985	(5,058)	
<b>Subtotal</b>			<b>276,941</b>	<b>257,947</b>	<b>18,994</b>	<b>7.36%</b>
<u>Regional Directors (Areas B &amp; G) &amp; Village determine budget</u>						
115	9360	ECONOMIC DEVELOPMENT (Areas B, G & H)	8,215	8,202	13	
2	1100	FIRE PROTECTION (58.387% Portion of Service Area C716)	214,608	189,846	24,762	
42	7200	KEREMEOS & DISTRICT RECREATION - Improvements Only	186,704	153,081	33,623	
43	7310	KEREMEOS & DISTRICT SWIMMING POOL - Improvements Only	43,480	50,692	(7,212)	
84	3400	REFUSE DISPOSAL SITE - Improvements Only	108,083	107,292	791	
145	9250	SIMILKAMEEN VALLEY VISITOR INFORMATION CENTRE	10,359	10,337	22	
<b>Subtotal</b>			<b>571,449</b>	<b>519,450</b>	<b>51,999</b>	<b>10.01%</b>
<u>Regional Director determines budget</u>						
19	9000	CEMETERY (Area G)	1,027	4,101	(3,074)	
162	9010	CEMETERY (Hedley) -(716)	2,054	-	2,054	
126	7970	GRANT IN AIDS	(2,756)	1,337	(4,093)	
161	7730	HEDLEY PARKS CONTRIBUTION	5,135	-	5,135	
23	7840	HERITAGE GRANT	5,686	3,251	2,435	
142	0380	RURAL PROJECTS	24,667	31,483	(6,816)	
57	9500	STREET LIGHTING (Area G)	594	572	22	
51	9450	STREET LIGHTING SCHNEIDER SUBDIVISION-A(716)	878	762	116	
47	8350	TRANSIT (Area G)	2,590	2,584	6	
152	2640	UNTIDY AND UNSIGHTLY PREMISES	9,456	9,451	5	
<b>Subtotal</b>			<b>49,331</b>	<b>53,541</b>	<b>(4,210)</b>	<b>-7.86%</b>
<u>Requisitions from Other Multi-Regional Boards</u>						
100	6500	OKANAGAN BASIN WATER BOARD - Defined Area N716	222	214	8	
135	9900	OKANAGAN REGIONAL LIBRARY	53,567	52,042	1,525	
105	6000	STERILE INSECT RELEASE PROGRAM - Land Only	3,344	3,305	39	
105	6000	STERILE INSECT RELEASE PROGRAM - Parcel Tax	116,998	114,704	2,294	
<b>Subtotal</b>			<b>174,131</b>	<b>170,265</b>	<b>3,866</b>	<b>2.27%</b>
<b>TOTAL</b>			<b>\$ 1,071,851</b>	<b>\$ 1,001,203</b>	<b>\$ 70,648</b>	<b>7.06%</b>
<b>Average ResTax Rate/\$1000</b>			<b>\$ 2.10266</b>	<b>\$ 1.95225</b>	<b>\$ 0.15041</b>	
<b>Average Taxes per Res Property</b>			<b>\$ 644.82</b>	<b>\$ 598.69</b>	<b>\$ 46.13</b>	

**REGIONAL DISTRICT OKANAGAN-SIMILKAMEEN**  
**2023 Budget Comparative Requisition**

<u>Page</u>	<u>Dept #</u>		<u>2023</u>	<u>2022</u>	<u>NET</u> <u>CHANGE</u>	<u>%</u> <u>CHANGE</u>
<b><u>ELECTORAL AREA H (PRINCETON RURAL)</u></b>						
<b><u>Participating Directors determine budget by weighted vote</u></b>						
87	0400	911 EMERGENCY CALL SYSTEM - Improvements Only	\$ 39,283	\$ 36,184	\$ 3,099	
107	2500	BUILDING INSPECTION	49,438	37,442	11,996	
118	0300	ELECTORAL AREA ADMINISTRATION	371,107	319,633	51,474	
119	5000	ELECTORAL AREA PLANNING	184,638	159,503	25,135	
88	0410	EMERGENCY PLANNING	14,738	14,640	98	
92	0100	GENERAL GOVERNMENT	64,733	60,875	3,858	
22	7890	HERITAGE (Subregional)	-	112	(112)	
95	4250	ILLEGAL DUMPING	1,464	1,450	14	
96	0200	INVASIVE SPECIES (formerly noxious weeds)	2,618	2,581	37	
129	5700	MOSQUITO CONTROL	7,558	15,763	(8,205)	
99	5550	NUISANCE CONTROL	1,056	1,054	2	
117	9390	REGIONAL ECONOMIC DEVELOPMENT (Okanagan Film Comm)	1,479	1,476	3	
102	7720	REGIONAL TRAILS	17,686	16,204	1,482	
103	8200	REGIONAL TRANSIT	9,755	8,909	846	
104	4300	SOLID WASTE MANAGEMENT PLAN	11,256	10,280	976	
146	4200	SUBDIVISION SERVICING	5,332	19,326	(13,994)	
<b>Subtotal</b>			<b>782,142</b>	<b>705,432</b>	<b>76,710</b>	<b>10.87%</b>
<b><u>Regional Director determines budget</u></b>						
20	9100	CEMETERY	1,471	1,468	3	
115	9360	ECONOMIC DEVELOPMENT (Areas B, G & H)	8,215	8,202	13	
4	1300	FIRE PROTECTION AREA H-A(717)	98,584	96,486	2,098	
3	1400	FIRE PROTECTION TULAMEEN/COALMONT-C(717)	262,716	245,147	17,569	
127	7980	GRANT IN AID	20,225	19,842	383	
132	2730	NOISE BYLAW (Area H)	-	8,048	(8,048)	
40	7000	PRINCETON RECREATION (contribution funding)	290,325	284,648	5,677	
83	3100	REFUSE DISPOSAL	205,250	204,654	596	
143	0390	RURAL PROJECTS	53,859	60,809	(6,950)	
56	4000	SHINISH CREEK DIVERSION-B(717)-Parcel Tax	10,457	10,308	149	
48	8400	TRANSIT (Area H)	725	724	1	
39	7490	TULAMEEN RECREATION COMMISSION	83,140	49,029	34,111	
153	2650	UNTIDY AND UNSIGHTLY PREMISES	40,221	48,451	(8,230)	
<b>Subtotal</b>			<b>1,075,188</b>	<b>1,037,816</b>	<b>37,372</b>	<b>3.60%</b>
<b><u>Requisitions from Other Multi-Regional Boards</u></b>						
100	6500	OKANAGAN BASIN WATER BOARD - Defined Area N717	550	530	20	3.81%
<b>TOTAL</b>			<b>\$ 1,857,881</b>	<b>\$ 1,743,778</b>	<b>\$ 114,103</b>	<b>6.54%</b>
<b>Average Tax Rate/\$1000</b>			<b>\$ 1.47178</b>	<b>\$ 1.38100</b>	<b>\$ 0.09078</b>	
<b>Average Taxes per Property</b>			<b>\$ 671.42</b>	<b>\$ 630.01</b>	<b>\$ 41.41</b>	

**REGIONAL DISTRICT OKANAGAN-SIMILKAMEEN**  
**2023 Budget Comparative Requisition**

<u>Page</u>	<u>Dept #</u>		<u>2023</u>	<u>2022</u>	<u>NET</u> <u>CHANGE</u>	<u>%</u> <u>CHANGE</u>
<b><u>ELECTORAL AREA I (KALEDEN/TWIN LAKES/ST ANDREWS/APEX)</u></b>						
<b><u>Participating Directors determine budget by weighted vote</u></b>						
87	0400	911 EMERGENCY CALL SYSTEM - Improvements Only	\$ 36,543	\$ 33,660	\$ 2,883	
106	9200	ANIMAL CONTROL	19,070	18,289	781	
107	2500	BUILDING INSPECTION	38,390	36,087	2,303	
109	5500	DESTRUCTION OF PESTS	736	732	4	
118	0300	ELECTORAL AREA ADMINISTRATION	314,375	270,770	43,605	
119	5000	ELECTORAL AREA PLANNING	156,412	135,119	21,293	
88	0410	EMERGENCY PLANNING	12,485	12,402	83	
89	5010	ENVIRONMENTAL CONSERVATION	19,053	19,060	(7)	
92	0100	GENERAL GOVERNMENT	54,837	51,569	3,268	
22	7890	HERITAGE (Subregional)	-	95	(95)	
95	4250	ILLEGAL DUMPING	1,240	1,229	11	
96	0200	INVASIVE SPECIES (formerly noxious weeds)	2,218	2,187	31	
129	5700	MOSQUITO CONTROL	6,403	11,416	(5,013)	
99	5550	NUISANCE CONTROL	895	893	2	
117	9390	REGIONAL ECONOMIC DEVELOPMENT (Okanagan Film Comm)	1,253	1,250	3	
101	5020	REGIONAL GROWTH STRATEGY (Subregional)	1,743	1,600	143	
102	7720	REGIONAL TRAILS	14,983	13,727	1,256	
103	8200	REGIONAL TRANSIT	8,264	7,547	717	
104	4300	SOLID WASTE MANAGEMENT PLAN	9,535	8,709	826	
146	4200	SUBDIVISION SERVICING	4,517	16,372	(11,855)	
148	8600	TRANSIT - SOUTH OKANAGAN	17,619	17,065	554	
<b>Subtotal</b>			<b>720,572</b>	<b>659,778</b>	<b>60,794</b>	<b>9.21%</b>
<b><u>Regional Director determines budget</u></b>						
61	3901	APEX CIRCLE WATER (Parcel Tax for Debt Servicing of Capital)	4,936	4,936	-	
80	4310	APEX WASTE TRANSFER STATION	84,321	73,217	11,104	
113	9330	ECONOMIC DEVELOPMENT (Area I)	3,135	3,076	59	
5	1600	FIRE PROTECTION KALEDEN-H(714) H(715)	375,180	347,274	27,906	
156	1900	FIRE PROTECTION APEX MOUNTAIN	376,714	363,894	12,820	
128	8010	GRANT IN AID	5,363	6,141	(778)	
133	2700	NOISE BYLAW (Areas D, F & I)	8,622	8,589	33	
36	7530	RECREATION COMMISSION KALEDEN-N(714) N(715)	276,509	218,685	57,824	
144	0350	RURAL PROJECTS	34,453	39,745	(5,292)	
154	2600	UNSIGHTLY/UNTIDY PREMISES (Areas D & I)	23,213	22,828	385	
12	0425	VICTIM SERVICES (Areas D, E, F & I)	2,124	1,904	220	
<b>Subtotal</b>			<b>1,194,570</b>	<b>1,090,289</b>	<b>104,281</b>	<b>9.56%</b>
<b><u>Requisitions from Other Multi-Regional Boards</u></b>						
100	6500	OKANAGAN BASIN WATER BOARD - Defined Area N714	2,948	2,838	110	
100	6500	OKANAGAN BASIN WATER BOARD - Defined Area N715	19,578	18,847	731	
135	9900	OKANAGAN REGIONAL LIBRARY	125,546	121,973	3,573	
105	6000	STERILE INSECT RELEASE PROGRAM - Land Only	9,928	9,812	116	
105	6000	STERILE INSECT RELEASE PROGRAM - Parcel Tax	966	1,023	(57)	
<b>Subtotal</b>			<b>158,966</b>	<b>154,493</b>	<b>4,473</b>	<b>2.90%</b>
<b>TOTAL</b>			<b>\$ 2,074,108</b>	<b>\$ 1,904,560</b>	<b>\$ 169,548</b>	<b>8.90%</b>
<b>Average Res Tax Rate/\$1000</b>			<b>\$ 1.94501</b>	<b>\$ 1.78551</b>	<b>\$ 0.15950</b>	
<b>Average Taxes per Res Property</b>			<b>\$ 1,198.75</b>	<b>\$ 1,100.45</b>	<b>\$ 98.30</b>	