


Schedule “F.2”



REGIONAL DISTRICT OF OKANAGAN- SIMILKAMEEN

2023 – 2027 Draft Budget

Individual Requisitions

District of Summerland

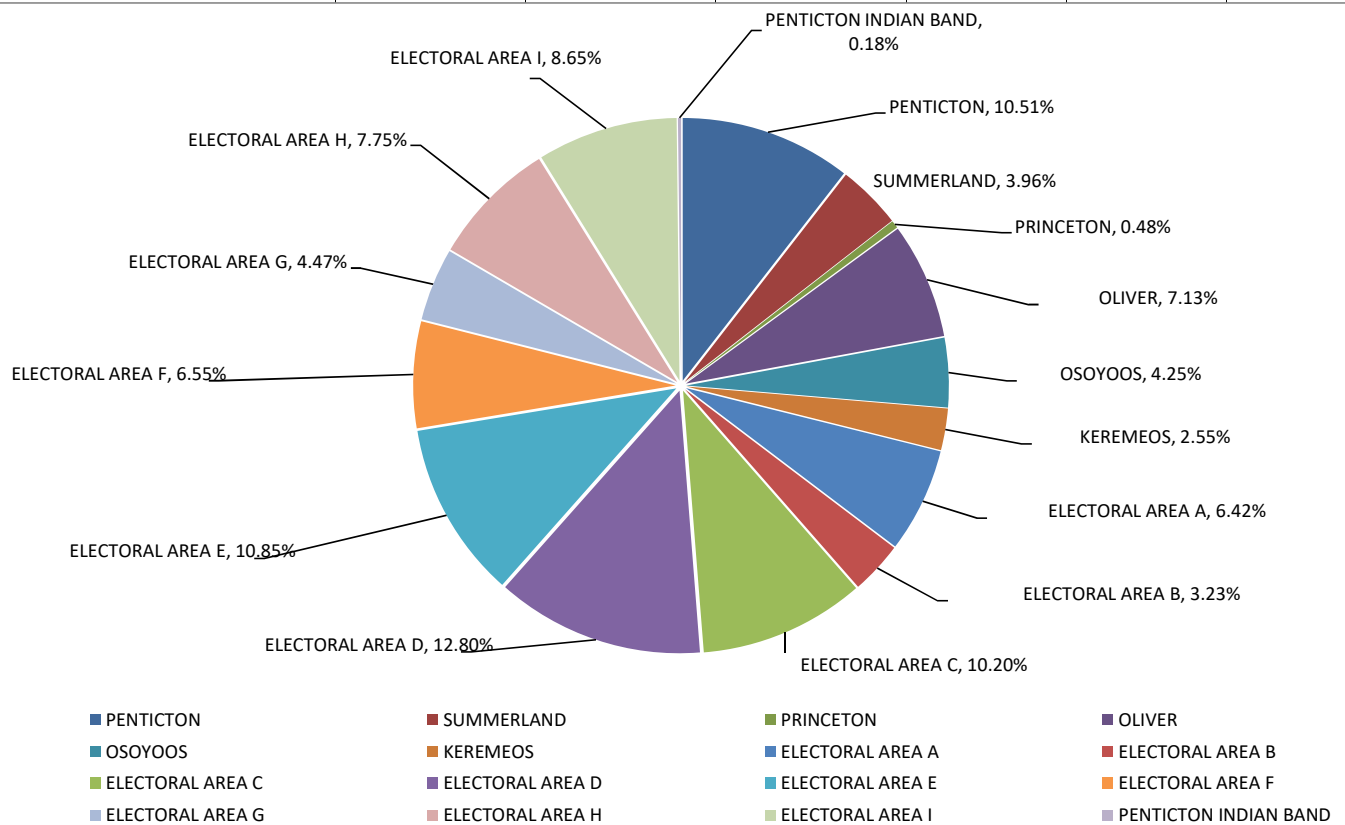
Included in this Schedule:

- Summary of Tax Requisitions Listing all Jurisdictions
- Detail by Specific Jurisdictions
- Comparison of Tax Requisition by Municipality and Electoral Area
- Individual RDOS Portion of Tax per Various Property Values*
- 2023 – 2027 Operating Budget Which Affect Only the Member Municipality/Electoral Area
- Capital Projects which Summerland Contributed Funds (if Applicable)

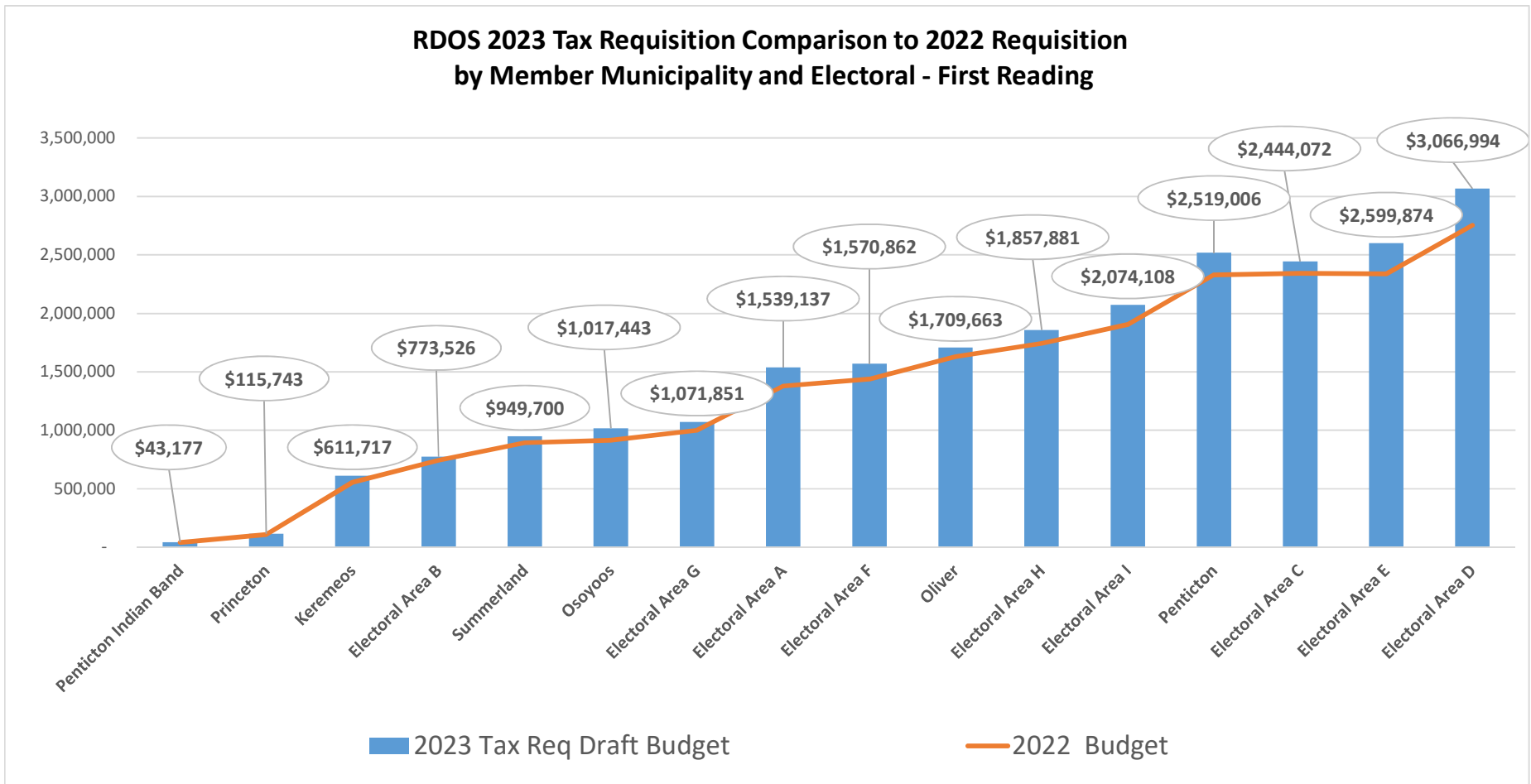
*This Comparison is a Weighted Average

**REGIONAL DISTRICT OKANAGAN-SIMILKAMEEN
2023 TOTAL REQUISITION SUMMARY**

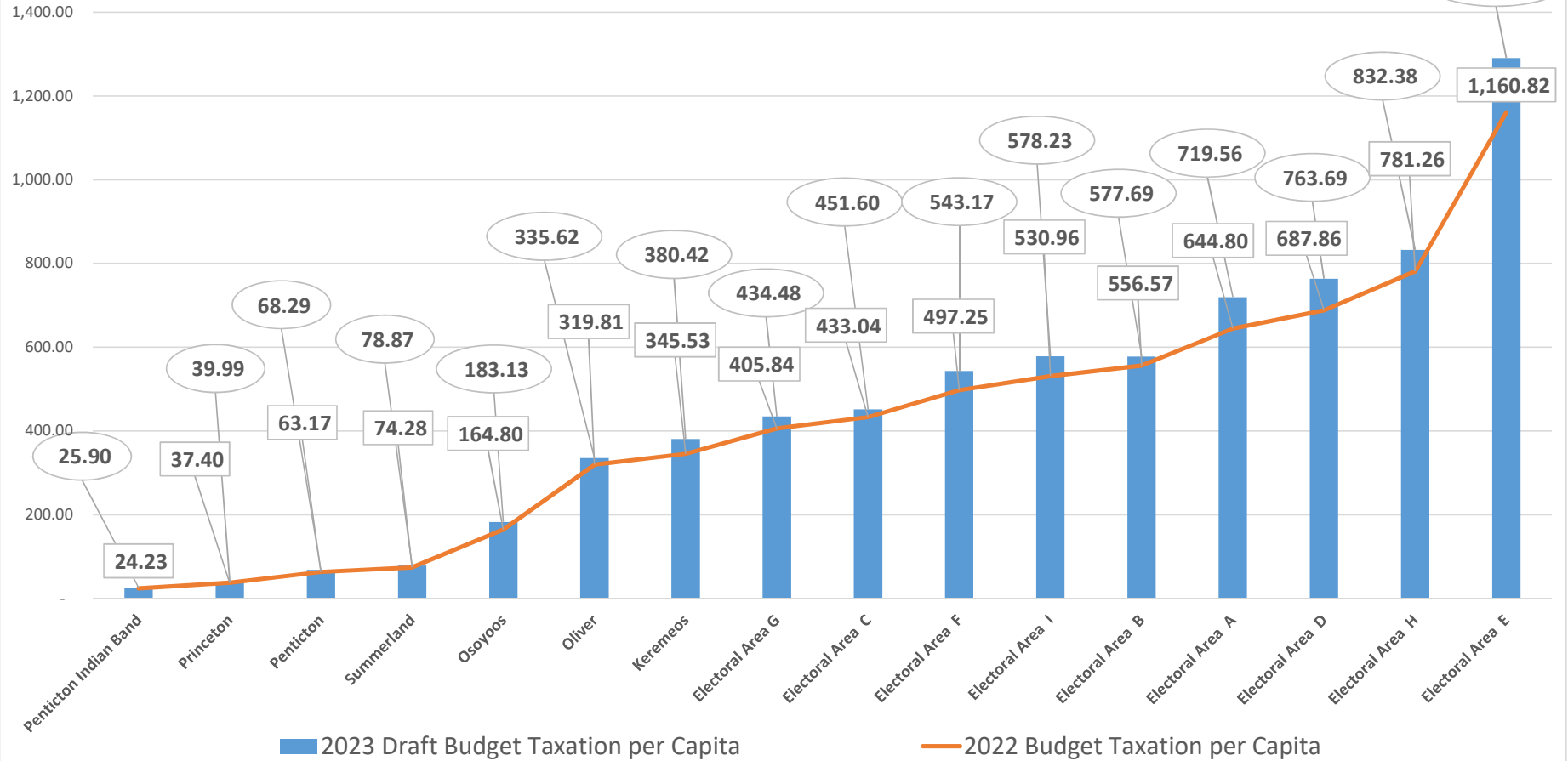
					Est. 2023	
	<u>2023</u>	<u>2022</u>	<u>\$ Change</u>	<u>% Change</u>	<u>Non-Market</u>	<u>Net</u>
					<u>Growth %</u>	<u>Change %</u>
PENTICTON	\$ 2,519,006	\$ 2,330,139	\$ 188,867	8.11%	1.37%	6.74%
SUMMERLAND	949,700	894,516	55,184	6.17%	1.40%	4.77%
PRINCETON	115,743	108,247	7,496	6.92%	2.91%	4.01%
OLIVER	1,709,663	1,629,089	80,574	4.95%	0.82%	4.13%
OSOYOOS	1,017,443	915,621	101,822	11.12%	0.61%	10.51%
KEREMEOS	611,717	555,620	56,097	10.10%	0.30%	9.80%
	6,923,271	6,433,232	490,039	7.62%		
PENTICTON INDIAN BAND	43,177	40,398	2,779	6.88%		
ELECTORAL AREA A	1,539,137	1,379,229	159,908	11.59%	2.11%	9.48%
ELECTORAL AREA B	773,526	745,248	28,278	3.79%	2.00%	1.79%
ELECTORAL AREA C	2,444,072	2,343,591	100,481	4.29%	0.56%	3.73%
ELECTORAL AREA D	3,066,994	2,762,446	304,548	11.02%	1.82%	9.20%
ELECTORAL AREA E	2,599,874	2,339,046	260,828	11.15%	3.10%	8.05%
ELECTORAL AREA F	1,570,862	1,438,057	132,805	9.24%	0.67%	8.57%
ELECTORAL AREA G	1,071,851	1,001,203	70,648	7.06%	1.50%	5.56%
ELECTORAL AREA H	1,857,881	1,743,778	114,103	6.54%	2.19%	4.35%
ELECTORAL AREA I	2,074,108	1,904,560	169,548	8.90%	1.05%	7.85%
	16,998,305	15,657,158	1,341,147	8.57%		
TOTAL TAX REQUISITION FOR ALL BUDGETS	\$ 23,964,753	\$ 22,130,788	\$ 1,833,965	8.29%		



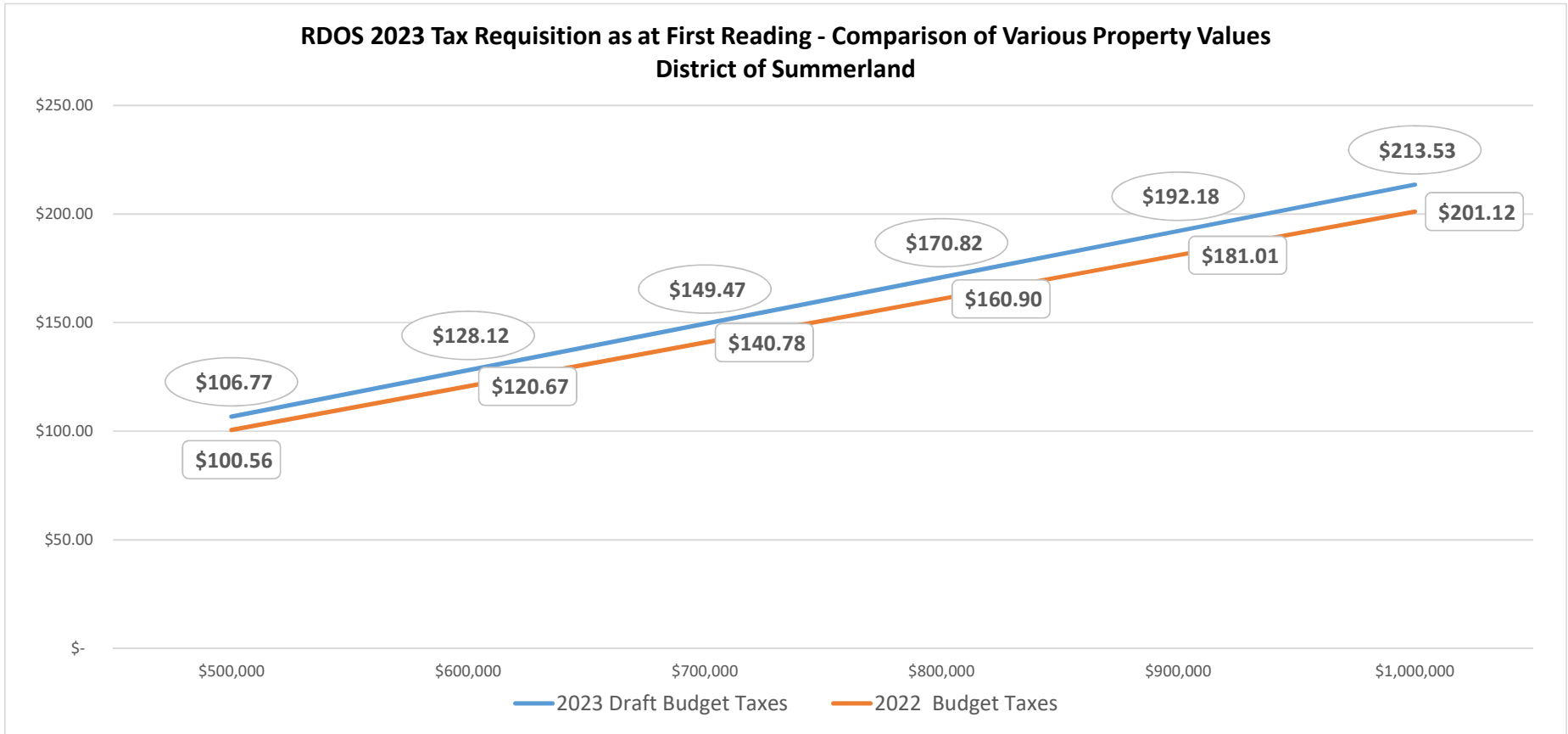
RDOS 2023 Tax Requisition Comparison to 2022 Requisition by Member Municipality and Electoral - First Reading



RDOS 2023 Taxation Per Capita Comparison to 2022 by Member Municipality and Electoral Area First Reading




**RDOS 2023 Tax Requisition as at First Reading - Comparison of Various Property Values
District of Summerland**



REGIONAL DISTRICT OKANAGAN-SIMILKAMEEN
2023 Budget Comparative Requisition

<u>Page</u>	<u>Dept #</u>		<u>2023</u>	<u>2022</u>	<u>NET</u> <u>CHANGE</u>	<u>%</u> <u>CHANGE</u>
<u>DISTRICT OF SUMMERLAND</u>						
<u>Participating Directors determine budget by weighted vote</u>						
87	0400	911 EMERGENCY CALL SYSTEM - Improvements Only	\$ 143,764	\$ 132,416	\$ 11,348	
111	5800	DESTRUCTION OF PESTS	3,379	3,394	(15)	
88	0410	EMERGENCY PLANNING	49,540	49,201	339	
89	5010	ENVIRONMENTAL CONSERVATION	75,591	75,618	(27)	
92	0100	GENERAL GOVERNMENT	217,571	204,590	12,981	
22	7890	HERITAGE (Subregional)	-	378	(378)	
95	4250	ILLEGAL DUMPING	4,921	4,875	46	
96	0200	INVASIVE SPECIES (formerly Noxious Weeds)	8,800	8,675	125	
129	5700	MOSQUITO CONTROL	25,404	13,265	12,139	
99	5550	NUISANCE CONTROL	3,550	3,543	7	
117	9390	REGIONAL ECONOMIC DEVELOPMENT (Okanagan Film Comm)	4,971	4,960	11	
101	5020	REGIONAL GROWTH STRATEGY (Subregional)	6,915	6,348	567	
102	7720	REGIONAL TRAILS	59,444	54,460	4,984	
103	8200	REGIONAL TRANSIT	32,787	29,941	2,846	
104	4300	SOLID WASTE MANAGEMENT PLAN	37,831	34,551	3,280	
Subtotal			674,468	626,215	48,253	7.71%
<u>Requisitions from Other Multi-Regional Boards</u>						
100	6500	OKANAGAN BASIN WATER BOARD	118,900	114,458	4,442	
		STERILE INSECT RELEASE PROGRAM - Land Only	67,006	66,220	786	
Subtotal			185,907	180,678	5,229	2.89%
TOTAL			\$ 860,375	\$ 806,893	\$ 53,482	6.63%
Average Res Tax Rate/\$1000			\$ 0.19378	\$ 0.18173	\$ 0.01205	
Average Taxes per Res Property			\$ 140.33	\$ 131.61	\$ 8.72	
98	9990	MUNICIPAL DEBT REPAYMENT	\$ 2,216,420	\$ 1,786,052		
105	6000	PARCEL TAX:STERILE INSECT RELEASE	\$ 89,375	\$ 87,623	\$ 1,752	




**Regional District of Okanagan Similkameen
2023- 2027 Operational Financial Plan
911 EMERGENCY CALL SYSTEM**

	2022 Budget	2023 Budget	2024 Budget	2025 Budget	2026 Budget	2027 Budget
BI 1095 & 1096 - No Tax Limit	No Tax Limit	No Tax Limit	No Tax Limit	No Tax Limit	No Tax Limit	No Tax Limit
Revenue	5.21%	8.54%	12.05%	1.50%	1.51%	1.73%
TAX REQUISITION	987,969	1,072,327	1,201,501	1,219,511	1,237,880	1,259,302
GRANT IN LIEU OF TAXES	1,861	1,880	1,899	1,918	2,000	2,050
PRIOR YEARS SURPLUS	116,656	21,550	-	-	-	-
	\$ 1,106,486	\$ 1,095,757	\$ 1,203,400	\$ 1,221,429	\$ 1,239,880	\$ 1,261,352
Expense						
ADMINISTRATION CHARGES	27,237	31,103	31,708	32,325	32,958	33,694
SITE & RADIO MAINTENANCE - ANNUAL CONTRACTS	22,721	25,486	25,613	25,741	25,870	25,999
UNSCHEDULED MTNCE - FIREHALLS	10,328	10,483	10,640	10,799	10,990	11,265
UNSCHEDULED MAINTENANCE - TOWERS	15,225	15,453	15,685	15,920	16,200	16,605
OPERATIONS	-	-	-	-	-	-
OP - EQPT RENTAL - TRANSMITTER LEASE & M	73,250	78,873	79,267	79,663	80,061	82,063
CONTRACTS - CENTRAL FIRE Dispatch	361,400	377,733	387,176	396,856	406,777	416,946
CONTRACTS - Animal Lifeline Emergency Response	-	-	-	-	-	-
CONTRACTS - OTHER RD - CORD - CENTRAL DI	166,108	194,011	197,891	201,849	205,886	210,004
CAPITAL EXPENDITURES	-	-	-	-	-	-
INSURANCE - PROPERTY		9,710	9,904	10,102	10,304	10,510
INSURANCE - LIABILITY	4,685	5,500	5,638	5,778	5,923	6,071
LEGAL FEES	3,000	3,000	3,000	3,000	3,000	3,000
UHF AND VHF RADIO LICENSES	15,492	15,724	15,960	16,200	16,400	16,810
UTILITIES - TELEPHONE	24,868	24,992	25,117	25,243	25,369	26,003
DEBT INTEREST (Bylaw 2780/2723)	36,225	47,256	47,256	47,256	47,256	47,256
DEBT PRINCIPAL (Bylaw 2780/2723)	42,798	130,864	130,864	130,864	130,864	130,864
TRANSFER TO RESERVE CAPITAL	75,000	5,000	75,000	75,000	75,000	75,000
TRANSFER TO RESERVES RE INTEREST	102	103	105	106	100	103
TRANSFER TO OPERATING RESERVE	116,656	5,000	25,000	25,000	25,000	25,000
CONTINGENCY	12,180	10,000	10,000	10,000	10,000	10,000
SALARIES & WAGES	99,211	105,466	107,576	109,727	111,922	114,159
	\$ 1,106,486	\$ 1,095,757	\$ 1,203,400	\$ 1,221,429	\$ 1,239,880	\$ 1,261,352



**Regional District of Okanagan Similkameen
2023- 2027 Operational Financial Plan
DESTRUCTION OF PESTS - SUMMERLAND**


	2022 Budget	2023 Budget	2024 Budget	2025 Budget	2026 Budget	2027 Budget
No Limit Identified	No Limit Identified	No Limit Identified	No Limit Identified	No Limit Identified	No Limit Identified	No Limit Identified
Revenue						
	-35.82%	-0.44%	-1.92%	1.06%	1.05%	0.80%
CONTRACT - SUMMERLAND	3,394	3,379	3,314	3,349	3,384	3,411
TRANSFER FROM OPERATING RESERVE	100	100	100	100	100	100
PRIOR YEARS SURPLUS	-	619	-	-	-	-
	<u>3,494</u>	<u>\$ 4,098</u>	<u>\$ 3,414</u>	<u>\$ 3,449</u>	<u>\$ 3,484</u>	<u>\$ 3,511</u>
Expense						
ADMINISTRATION CHARGES	111	114	115	116	117	118
OPERATIONS - HEALTH & SAFETY	400	100	101	102	103	104
CONTRACT SERVICES - SPRAYING	406	900	905	910	915	920
EDUCATION & TRAINING	250	255	256	257	258	259
INSURANCE - LIABILITY	9	9	9	9	9	-
SUPPLIES	100	102	103	104	105	106
ADVERTISING	406	414	416	418	420	422
TRAVEL/LEASING	250	255	256	257	258	259
TRANSFER TO OPERATIONAL BUDGET	100	819	100	100	100	100
SALARIES & WAGES	1,462	1,130	1,153	1,176	1,199	1,223
	<u>\$ 3,494</u>	<u>\$ 4,098</u>	<u>\$ 3,414</u>	<u>\$ 3,449</u>	<u>\$ 3,484</u>	<u>\$ 3,511</u>



**Regional District of Okanagan Similkameen
2023- 2027 Operational Financial Plan
EMERGENCY PLANNING**


17,165

	2022 Budget	2023 Budget	2024 Budget	2025 Budget	2026 Budget	2027 Budget
BL 2322, 2004 - No Tax Limit	No Tax Limit	No Tax Limit	No Tax Limit	No Tax Limit	No Tax Limit	No Tax Limit
Revenue	44.32%	0.58%	7.29%	-0.96%	1.52%	1.54%
TAX REQUISITION	365,474	367,579	394,375	390,606	396,537	402,654
GRANT IN LIEU OF TAXES	544	550	555	561	570	575
TRANSFER FROM OPERATING RESERVE	32,000	60,000	-	-	-	-
PROVINCIAL GRANTS (Carry Forward)	798,200	1,266,103	-	-	-	-
PRIOR YEARS SURPLUS	36,096	40,560	-	-	-	-
	\$ 1,232,314	\$ 1,734,792	\$ 394,930	\$ 391,167	\$ 397,107	\$ 403,229
Expense						
HONORARIUMS	7,050	7,085	7,120	7,156	7,192	7,228
ADMINISTRATION CHARGES	51,424	56,894	15,799	16,057	16,320	16,591
IT SUPPORT COSTS		3,500	3,570	3,641	3,714	3,789
UBCM CEPT - EOC TOOLS AND TRAINING GRANT CWF	133,800	-	-	-	-	-
UBCM CEPF - EMERGENCY SUPPORT SERVICES GRANT CWF	25,000	89,750	-	-	-	-
UBCM CRI - FIRESMART GRANT STREAM 1 (OPERATIONS CWF)	565,400	355,038	-	-	-	-
UBCM CRI - FIRESMART GRANT STREAM 3 (STAFFING)	74,000	-	-	-	-	-
EOC SANDBAG OPERATIONS	-	15,000	15,000	15,000	15,000	15,000
UBCM - CRI - FIRESMART GRANT STREAM (STAFFING) 2022 GRANT	-	406,020	-	-	-	-
UBCM - CRI - FIRESMART GRANT STREAM (STAFFING) 2022 GRANT	-	98,130	-	-	-	-
UBCM CEPR HEAT PREPAREDNESS CWF	-	300,000	-	-	-	-
AGREEMENT - REGIONAL SEARCH & RESCUE	65,000	71,500	72,930	74,389	75,876	77,394
Operational Support Animal Emergency Response	10,000	10,000	10,050	10,100	10,151	10,262
Review of Emergency Program	60,000	60,000	-	-	-	-
EDUCATION & TRAINING	25,375	25,502	25,630	25,758	25,887	26,016
VEHICLE DEPRECIATION	-	7,000	7,000	7,000	7,000	7,000
EQUIPMENT	14,730	5,239	5,318	5,398	5,480	5,564
INSURANCE - LIABILITY	3,531	3,000	3,060	3,121	3,184	3,247
INSURANCE - VEHICLE	552	900	918	936	955	974
Legal Fees	1,000	1,000	1,000	1,000	1,000	1,000
SUPPLIES	1,500	1,500	1,508	1,516	1,524	1,532
EOC SUPPLIES	-	10,000	10,200	10,404	10,612	10,824
SUPPLIES - MEALS	508	1,000	1,020	1,040	1,061	1,082
TRAVEL/LEASING	4,000	7,000	7,140	7,283	7,428	7,577
UTILITIES - TELEPHONE	4,000	4,020	4,040	4,060	4,080	4,100
TRANSFER TO OPERATING RESERVE -	36,096	40,560	45,368	35,880	35,990	36,101
EMERGENCY SOCIAL SERVICES	20,000	15,000	15,300	15,606	15,918	16,236
SALARIES & WAGES	125,348	136,154	138,879	141,659	144,490	147,382
	\$ 1,232,314	\$ 1,734,792	\$ 394,930	\$ 391,167	\$ 397,107	\$ 403,229



**Regional District of Okanagan Similkameen
2023- 2027 Operational Financial Plan
ENVIRONMENTAL CONSERVATION**


	2022 Budget	2023 Budget	2024 Budget	2025 Budget	2026 Budget	2027 Budget
RG 734, RG735 C714,z714,714i,714D, 714A 714C 718E 555,BL 2690, 2	Compliant	Compliant	Compliant	Compliant	Compliant	Compliant
Revenue	27.53%	-0.04%	0.00%	0.00%	0.00%	0.00%
TAX REQUISITION	450,093	449,919	449,919	449,919	449,919	449,919
PRIOR YEARS SURPLUS	18,762	-	-	-	-	-
	\$ 468,855	\$ 449,919	\$ 449,919	\$ 449,919	\$ 449,919	\$ 449,919
Expense						
ADMINISTRATION CHARGE	11,555	11,792	11,792	11,792	11,792	11,792
OPERATIONS	39,000	39,585	40,179	40,781	41,393	42,221
GRANTS	418,300	398,542	397,948	397,346	396,734	395,906
	\$ 468,855	\$ 449,919	\$ 449,919	\$ 449,919	\$ 449,919	\$ 449,919



**Regional District of Okanagan Similkameen
2023- 2027 Operational Financial Plan
GENERAL GOVERNMENT**


248904

	2022 Budget	2023 Budget	2024 Budget	2025 Budget	2026 Budget	2027 Budget
SLP, 1966 - No Limit	No Limit	No Limit	No Limit	No Limit	No Limit	No Limit
Revenue	4.53%	6.29%	7.16%	3.20%	2.53%	3.17%
TAX REQUISITION	1,505,982	1,600,658	1,715,227	1,770,159	1,814,865	1,872,467
GRANT IN LIEU OF TAXES	5,050	5,101	5,152	5,203	5,307	5,413
INTEREST INCOME	127,260	128,533	129,818	131,116	133,738	136,413
TRANSFER FROM OPERATIONAL RESERVE	-	57,000	-	-	-	-
MISCELLANEOUS REVENUE	10,100	10,201	10,303	10,406	10,614	10,826
PRIOR YEARS SURPLUS	9,751	349,206	-	-	-	-
	\$ 1,658,143	\$ 2,150,699	\$ 1,860,500	\$ 1,916,884	\$ 1,964,524	\$ 2,025,119
Expense						
SALARIES & WAGES - CRIME STOPPERS	86,275	92,000	93,840	95,717	97,631	99,584
HONORARIUMS - DIRECTORS	350,623	377,235	399,869	423,861	449,293	476,250
HONORARIUMS - CHAIRMAN	39,750	42,768	45,334	48,054	50,937	53,993
HONORARIUMS - VICE CHAIRMAN	7,430	7,993	8,153	8,316	8,483	8,652
ADMINISTRATION CHARGE	83,384	100,112	103,165	106,282	108,902	112,253
INSURANCE - PROPERTY	1,989	4,467	4,556	4,647	4,740	4,835
LEGAL FEES	24,360	-	-	-	-	-
INSURANCE - LIABILITY	19,558	31,181	31,805	32,441	33,090	33,751
SUPPLIES - BOARD DINNERS	25,375	25,000	25,500	26,010	26,530	27,061
TRAVEL - STAFF	10,150	10,302	10,457	10,614	10,826	11,043
-TRAVEL - UBCM & OMMA CONVENTION	6,212	-	-	-	-	-
TRAVEL - BOARD	15,225	15,453	15,685	15,920	16,238	16,563
TRANSFER TO DEPOSIT ACCOUNT	10,150	10,302	10,457	10,614	10,826	11,043
TRANSFER to OPERATIONAL RESERVE	20,000	349,206	22,000	23,000	24,000	25,000
GRANTS IN AID	-	-	-	-	-	-
GRANTS IN AID - Alleycats Alliance Society	-	-	-	-	-	-
GRANTS IN AID - Animal Lifeline emergency Response Team	-	-	-	-	-	-
GRANTS IN AID - Ha Ha Ha Kidz Fest	-	5,000	-	-	-	-
GRANTS IN AID - Okanagan Similkameen Conservation Alliance	-	3,500	-	-	-	-
GRANTS IN AID - Penticton Scottish Festival Society	-	-	-	-	-	-
GRANTS IN AID South Okanagan Immigrant and Community Services	-	3,500	-	-	-	-
GRANTS IN AID Penticton Art Gallery	3,000	-	-	-	-	-
GRANTS IN AID Agur Lake Camp Society	6,593	-	-	-	-	-
GRANTS IN AID Dist. of Summerland re Ok Food Innovation Hub (Note Contingent on Fed Grant)	50,000	-	-	-	-	-
GRANTS IN AID - COMMUNITY WELNESS CIRCLE	-	5,250	-	-	-	-
CARBON MITIGATION EXPENSE	6,090	6,181	6,274	6,368	6,495	6,625
New FTE as authorized by the Board SALARIES & WAGES	30,472	29,722	31,191	31,815	32,455	33,101
SALARIES & WAGES	861,507	1,031,527	1,052,214	1,073,225	1,084,078	1,105,365
	\$ 1,658,143	\$ 2,150,699	\$ 1,860,500	\$ 1,916,884	\$ 1,964,524	\$ 2,025,119




**Regional District of Okanagan Similkameen
2023- 2027 Operational Financial Plan
HERITAGE CONSERVATION**

		2022 Budget	2023 Budget	2024 Budget	2025 Budget	2026 Budget	2027 Budget
BL 276		No Maximum	No Maximum	No Maximum	No Maximum	No Maximum	No Maximum
	Revenue	-80.27%	-100.00%	#DIV/0!	#DIV/0!	#DIV/0!	#DIV/0!
	TAX REQUISITION	2,683	-	-	-	-	-
	GRANT IN LIEU OF TAXES	26	-	-	-	-	-
	TRANSFER FROM OPEATIONAL RESERVE	2,500	-	-	-	-	-
	PRIOR YEARS SURPLUS	4,107	5,437	-	-	-	-
	\$	9,316	\$ 5,437	\$ -	\$ -	\$ -	\$ -
	Expense						
	ADMINISTRATION CHARGES	170	-	-	-	-	-
	MAINTENANCE	1,000	-	-	-	-	-
	CONSULTANTS	3,000	-	-	-	-	-
	INSURANCE - LIABILITY	130	-	-	-	-	-
	TRANSFER TO OPERATING RESERVE	4,107	5,437	-	-	-	-
	SALARIES & WAGES	909	-	-	-	-	-
	\$	9,316	\$ 5,437	\$ -	\$ -	\$ -	\$ -




**Regional District of Okanagan Similkameen
2023- 2027 Operational Financial Plan
ILLEGAL DUMPING**

	2022 Budget	2023 Budget	2024 Budget	2025 Budget	2026 Budget	2027 Budget
Bl 2184 - Maximum Levy						
Revenue	REVIEW REQUIRED	REVIEW REQUIRED	REVIEW REQUIRED	REVIEW REQUIRED	REVIEW REQUIRED	REVIEW REQUIRED
	6.48%	0.95%	5.62%	1.80%	1.82%	1.85%
TAX REQUISITION	35,554	35,893	37,911	38,593	39,294	40,019
TRANSFER FROM OPERATING RESERVE	3,567	-	-	-	-	-
PRIOR YEARS SURPLUS	-	4,325	-	-	-	-
	\$ 39,121	\$ 40,218	\$ 37,911	\$ 38,593	\$ 39,294	\$ 40,019
Expense						
ADMINISTRATION CHARGES	876	943	967	991	1,015	1,040
CONTRACT SERVICES	6,090	3,000	3,200	3,400	3,600	3,800
CONTRACT SERVICES - TIPPING FEES	2,538	5,500	5,600	5,700	5,800	5,900
INSURANCE - LIABILITY	152	152	157	159	165	170
ADVERTISING - PUBLIC EDUCATION	761	761	784	796	815	825
TRAVEL/LEASING	406	406	418	425	435	470
TRANSFER TO OPERATING RESERVE	12,250	13,000	10,000	10,000	10,000	10,000
SALARIES & WAGES	16,048	16,456	16,785	17,122	17,464	17,814
	\$ 39,121	\$ 40,218	\$ 37,911	\$ 38,593	\$ 39,294	\$ 40,019




**Regional District of Okanagan Similkameen
2023- 2027 Operational Financial Plan
INVASIVE SPECIES formerly noxious weeds**

	2022 Budget	2023 Budget	2024 Budget	2025 Budget	2026 Budget	2027 Budget
BL 2065.01, 2011 Maximum Levy	Compliant	Compliant	Compliant	Compliant	REVIEW SOON	REVIEW SOON
Revenue	3.66%	1.43%	1.17%	0.39%	0.40%	0.55%
TAX REQUISITION	63,277	64,184	64,932	65,185	65,446	65,810
GRANT IN LIEU OF TAXES	91	93	95	97	99	-
TRANSFER FROM OPERATIONAL RESERVES	-	3,500	100	100	100	100
PROVINCIAL GRANTS	12,500	12,000	12,000	12,000	12,000	12,000
PRIOR YEARS SURPLUS	14,000	-	-	-	-	-
	89,868 \$	79,777 \$	77,127 \$	77,382 \$	77,645 \$	77,910
Expense						
ADMINISTRATION CHARGE	2,473	2,660	2,668	2,677	2,686	2,696
CONSULTANTS	32,480	30,000	30,000	30,000	30,000	30,000
CONSULTANTS - ABATEMENT PROGRAM	30,450	32,000	32,000	32,000	32,000	32,000
TRANSFER TO OPERATING RESERVE	14,000	3,000	100	100	100	100
SALARIES & WAGES	10,465	12,117	12,359	12,605	12,859	13,114
	\$ 89,868	\$ 79,777	\$ 77,127	\$ 77,382	\$ 77,645	\$ 77,910



**Regional District of Okanagan Similkameen
2023- 2027 Operational Financial Plan
MOSQUITO CONTROL**

	2022 Budget	2023 Budget	2024 Budget	2025 Budget	2026 Budget	2027 Budget
Research is required to determine if there is a limit						
Revenue	1.80%	5.20%	3.19%	3.13%	2.52%	2.49%
TAX REQUISITION	161,972	170,402	175,846	181,346	185,920	190,549
TRANSFER FROM RESERVE	15,000	10,000	8,000	6,000	5,000	4,000
MISCELLANEOUS REVENUE	15,000	18,000	18,450	18,911	19,384	19,869
	\$ 191,972	\$ 198,402	\$ 202,296	\$ 206,257	\$ 210,304	\$ 214,418
Expense						
ADMINISTRATION CHARGES	5,882	6,648	6,781	6,917	7,055	7,196
HELICOPTER SPRAYING	25,000	35,000	35,700	36,414	37,142	37,885
OP - W&S - PERMIT FEES	1,015	1,035	1,056	1,077	1,099	1,121
OPERATIONS - HEALTH & SAFETY	600	518	528	539	550	561
CONSULTANTS	2,071	500	510	520	530	541
EDUCATION & TRAINING	1,035	1,056	1,077	1,099	1,121	1,143
DEPRECIATION	5,000	4,000	4,000	4,000	4,000	4,000
CAPITAL EXPENDITURES	300	-	-	-	-	-
EQUIPMENT	1,553	1,200	1,224	1,248	1,273	1,298
INSURANCE - LIABILITY	836	853	870	887	905	923
INSURANCE - VEHICLE	2,144	2,187	2,231	2,276	2,322	2,368
SUPPLIES	38,047	33,000	33,660	34,333	35,020	35,720
ADVERTISING	518	500	510	520	530	541
TRAVEL/LEASING	9,250	13,000	13,260	13,525	13,796	14,072
UTILITIES - TELEPHONE	700	714	728	743	758	773
TRANSFER TO OPERATING RESERVE	6,500	2,500	2,550	2,601	2,653	2,706
SALARIES & WAGES	91,521	95,691	97,611	99,558	101,550	103,570
	\$ 191,972	\$ 198,402	\$ 202,296	\$ 206,257	\$ 210,304	\$ 214,418



**Regional District of Okanagan Similkameen
2023- 2027 Operational Financial Plan
NUISANCE CONTROL (Regional Service)**

	2022 Budget	2023 Budget	2024 Budget	2025 Budget	2026 Budget	2027 Budget
BL 2198.01, 2008 - Maximum Tax Limit	Compliant	Compliant	Compliant	Compliant	Compliant	Compliant
Revenue	0.36%	0.20%	0.01%	0.00%	0.00%	0.00%
TAX REQUISITION	25,842	25,895	25,897	25,897	25,897	25,897
PRIOR YEARS SURPLUS	147	2	-	-	-	-
	<u>\$ 25,989</u>	<u>\$ 25,897</u>	<u>\$ 25,897</u>	<u>\$ 25,897</u>	<u>\$ 25,897</u>	<u>\$ 25,897</u>
Expense						
ADMINISTRATION CHARGES	842	897	897	897	897	897
OP - SW - STARLING CONTROL	25,000	25,000	25,000	25,000	25,000	25,000
TRANSFER TO OPERATIONAL RESERVES	147	-	-	-	-	-
	<u>\$ 25,989</u>	<u>\$ 25,897</u>	<u>\$ 25,897</u>	<u>\$ 25,897</u>	<u>\$ 25,897</u>	<u>\$ 25,897</u>



**Regional District of Okanagan Similkameen
2023- 2027 Operational Financial Plan
REGIONAL ECONOMIC DEVELOPMENT (OK FILM)**

	2022 Budget	2023 Budget	2024 Budget	2025 Budget	2026 Budget	2027 Budget
BL 2743 Tax limit on Assessment	Compliant	Compliant	Compliant	Compliant	Compliant	Compliant
Revenue	0.36%	0.21%	0.00%	0.00%	0.00%	-100.00%
TAX REQUISITION	36,179	36,256	36,256	36,256	36,256	-
PRIOR YEARS SURPLUS	102	-	-	-	-	-
	\$ 36,281	\$ 36,256	\$ 36,256	\$ 36,256	\$ 36,256	\$ -
Expense						
ADMINISTRATION CHARGE	1,179	1,256	1,256	1,256	1,256	-
GRANT OK FILM COMM	35,000	35,000	35,000	35,000	35,000	-
TRANSFER TO OPERATIONAL RESERVE	102	-	-	-	-	-
	\$ 36,281	\$ 36,256	\$ 36,256	\$ 36,256	\$ 36,256	\$ -



**Regional District of Okanagan Similkameen
2023- 2027 Operational Financial Plan
RGS - SUB REGIONAL**

	2022 Budget	2023 Budget	2024 Budget	2025 Budget	2026 Budget	2027 Budget
BL 2421 & 2770 - No Limit Set	No Limit	No Limit	No Limit	No Limit	No Limit	No Limit
Revenue						
	-35.48%	8.93%	2.24%	2.24%	2.23%	2.12%
TAX REQUISITION	41,608	45,323	46,339	47,377	48,434	49,463
Carry Forward Wages re Consulting Projects Trsf from Reserves	68,819	-	-	-	-	-
Carry Forward Wages re Consulting Projects Surplus	62,429	-	-	-	-	-
	\$ 172,856	\$ 45,323	\$ 46,339	\$ 47,377	\$ 48,434	\$ 49,463
Expense						
ADMINISTRATION CHARGES	3,599	1,570	1,605	1,641	1,678	1,714
CONSULTANTS	25,000	10,000	10,250	10,506	10,769	11,000
INSURANCE - LIABILITY	141	200	250	300	350	400
SUPPLIES	1,000	1,000	1,025	1,051	1,077	1,100
ADVERTISING	2,000	2,000	2,050	2,101	2,154	2,200
TRANSFER TO OPERATING RESERVE	62,429	-	-	-	-	-
SALARIES & WAGES	78,687	30,553	31,159	31,778	32,406	33,049
	\$ 172,856	\$ 45,323	\$ 46,339	\$ 47,377	\$ 48,434	\$ 49,463



**Regional District of Okanagan Similkameen
2023- 2027 Operational Financial Plan
REGIONAL TRAILS**

	2022 Budget	2023 Budget	2024 Budget	2025 Budget	2026 Budget	2027 Budget
RG735 G716, RG734 535, RG73 B16 BL1470.02, - Assessment	Compliant	Compliant	Compliant	Compliant	Compliant	Compliant
Revenue	31.98%	9.15%	3.06%	2.93%	2.93%	3.14%
GRANTS						
TAX REQUISITION	397,217	433,550	446,829	459,910	473,407	488,282
GRANT IN LIEU OF TAXES	-	-	-	-	-	-
PARKS REALLOCATION	35,000	44,000	45,540	47,134	48,784	50,491
KVR Trail Mgmt. - Provincial Contribution	5,000	5,000	5,175	5,356	5,543	5,737
TRANSFER FROM CAPITAL RESERVE	42,356	-	-	-	-	-
TRANSFER FROM CAPITAL RESERVE KVR Trail Const. Chute Lake to Little Tunnel	8,000	8,000	8,280	8,570	8,870	9,180
PRIOR YEARS SURPLUS	-	5,630	-	-	-	-
	\$ 487,573	\$ 496,180	\$ 505,824	\$ 520,970	\$ 536,604	\$ 553,690
Expense						
ADMINISTRATION CHARGES	18,219	19,498	20,071	20,656	21,261	21,927
TRAIL MAINTENANCE	8,500	20,000	20,400	20,808	21,224	21,649
ACQUISITION & MANAGEMENT	8,075	14,151	15,384	16,625	17,874	20,132
OPERATIONS & MAINTENANCE	15,225	-	-	-	-	-
Trail Maintenance Contract	55,000	56,375	58,348	60,390	62,504	64,692
CONTRACT SERVICES	24,688	35,378	36,528	37,718	38,950	40,226
EDUCATION & TRAINING	4,060	4,121	4,265	4,414	4,568	4,728
AMORTIZATION EXPENSE	18,270	18,544	19,193	19,865	20,560	21,280
VEHICLE & EQUIPMENT	15,000	16,000	16,560	17,140	17,740	18,361
PARK/FACILITY IMPROVEMENTS	9,135	9,272	9,597	9,933	10,281	10,641
INSURANCE - PROPERTY	-	371	378	386	394	402
INSURANCE - LIABILITY	1,807	1,834	1,898	1,964	2,033	2,104
INSURANCE - VEHICLE	12,180	12,363	12,796	13,244	13,708	14,188
SUPPLIES - FACILITY	9,643	9,787	10,129	10,483	10,849	11,229
ADVERTISING	2,538	2,576	2,666	2,759	2,856	2,956
TRAVEL AND LEASE	13,195	13,393	13,862	14,347	14,849	15,369
MFA LEASING	16,620	24,500	25,358	26,246	27,165	28,116
LEASING OF TRAIL FROM PIB	42,356	-	-	-	-	-
TRANSFER TO CAPITAL RESERVE	45,000	45,000	46,575	48,205	49,892	51,638
TRANSFER TO OPERATING RESERVE	500	5,630	518	536	555	574
SALARIES & WAGES	3,439	8,089	8,251	8,416	8,584	8,756
SALARIES & WAGES	164,123	179,298	183,047	186,835	190,757	194,722
	\$ 487,573	\$ 496,180	\$ 505,824	\$ 520,970	\$ 536,604	\$ 553,690



**Regional District of Okanagan Similkameen
2023- 2027 Operational Financial Plan
REGIONAL TRANSIT**

	2022 Budget	2023 Budget	2024 Budget	2025 Budget	2026 Budget	2027 Budget
BL 2809 Assessment Limit	Compliant	Compliant	Compliant	Compliant	Compliant	Compliant
Revenue	1.10%	9.50%	4.18%	0.81%	1.12%	-111.35%
TAX REQUISITION	218,386	239,125	249,131	251,143	253,950	(28,834)
TRANSIT FARES	20,000	60,425	65,474	69,669	73,808	78,192
PROVINCIAL GRANT Safe Start	13,032	13,032	13,032	13,032	13,032	-
TRANSIFER FROM OPERATIONAL BUDGET	24,000	-	-	-	-	-
MISCELLANEOUS REVENUE	16,708	18,801	19,337	19,455	19,583	-
PRIOR YEARS SURPLUS	26,520	28,995	-	-	-	-
	\$ 318,646	\$ 360,378	\$ 346,974	\$ 353,299	\$ 360,373	\$ 49,358
Expense						
ADMINISTRATION CHARGES	9,521	11,480	11,991	12,210	12,455	1,681
MAINTAINENCE	1,500	1,550	1,600	1,650	1,700	1,750
OPERATIONS	242,022	277,252	289,511	295,301	301,207	-
TRANSFER TO OPERATING RESERVE	26,520	28,995	845	841	838	845
OTHER EXPENSES - MARKETING	1,500	1,550	1,600	1,650	1,700	1,750
SALARIES & WAGES	37,583	38,878	39,650	40,446	41,248	42,083
SALARIES & WAGES		673	1,777	1,201	1,225	1,249
	\$ 318,646	\$ 360,378	\$ 346,974	\$ 353,299	\$ 360,373	\$ 49,358




**Regional District of Okanagan Similkameen
2023- 2027 Operational Financial Plan
SOLID WASTE MANAGEMENT**

	2022 Budget	2023 Budget	2024 Budget	2025 Budget	2026 Budget	2027 Budget
1899.02, 2012 Limit based on Assessment						
Revenue	Compliant	Compliant	Compliant	Compliant	Compliant	Compliant
	36.92%	11.40%	-4.49%	1.88%	-1.80%	11.22%
TAX REQUISITION	252,005	280,743	268,138	273,170	268,248	298,335
TRANSFER FROM OPERATING RESERVE	250,000	7,086	-	-	-	-
TRANSFER FROM OPERATING RESERVE	800	-	-	-	-	-
PRIOR YEARS SURPLUS	-	250,000	-	-	-	-
	\$ 502,805	\$ 537,829	\$ 268,138	\$ 273,170	\$ 268,248	\$ 298,335
Expense						
ADMINISTRATION CHARGES	18,594	9,503	8,426	8,598	8,777	8,961
CONSULTANTS (Carry Forward)	250,000	250,000	30,000	30,000	30,000	30,000
CONTRACTOR - WEBSITE EXCHANGE SITE (user fee for website customer app)	8,120	8,120	8,365	8,491	8,661	8,750
CONTRACTOR - ICI-MF RECYCLING	20,300	-	-	-	-	-
FOOD COMPOSTING EDUCATION	-	25,000	5,000	5,000	5,000	5,000
MEMBERSHIP & DUES	10,000	3,986	4,183	4,245	4,330	4,500
INSURANCE - LIABILITY	773	773	797	809	833	850
LEGAL FEES	100	100	100	100	100	100
SUPPLIES	2,076	2,000	2,139	2,172	2,214	2,300
BEAR SMART EXPENSES	10,658	9,500	10,000	10,500	11,000	11,500
-BEAR SMART EXPENSES (carry forward)	-	7,086	-	-	-	-
BEAR SMART EXPENSES	-	1,500	1,500	1,500	1,500	1,500
TRANSFER TO OPERATING RESERVE	70,286	72,633	53,611	54,871	46,031	72,088
SALARIES & WAGES	20,002	27,008	20,997	21,417	21,845	22,282
SALARIES & WAGES	91,896	120,620	123,020	125,467	127,957	130,504
	\$ 502,805	\$ 537,829	\$ 268,138	\$ 273,170	\$ 268,248	\$ 298,335



**Regional District of Okanagan Similkameen
2023- 2027 Operational Financial Plan
OKANAGAN BASIN WATER BOARD**

	2022 Budget	2023 Budget	2024 Budget	2025 Budget	2026 Budget	2027 Budget
Limit Based on Assessment	Compliant	Compliant	Compliant	Compliant	Compliant	REVIEW SOON
Revenue	0.69%	3.88%	2.50%	2.50%	2.50%	2.50%
TAX REQUISITION	744,014	772,867	792,189	811,994	832,294	853,101
PRIOR YEARS SURPLUS	22,258	-	-	-	-	-
	\$ 766,272	\$ 772,867	\$ 792,189	\$ 811,994	\$ 832,294	\$ 853,101
Expense						
ADMINISTRATION CHARGES	18,336	20,256	20,763	21,282	21,814	22,359
TRANSFER TO OPERATIONAL RESERVE	22,258	-	-	-	-	-
TRANSFER TO OBWB	725,678	752,611	771,426	790,712	810,480	830,742
	\$ 766,272	\$ 772,867	\$ 792,189	\$ 811,994	\$ 832,294	\$ 853,101



**Regional District of Okanagan Similkameen
2023- 2027 Operational Financial Plan
MUNICIPAL FISCAL SERVICES**

	2022 Budget	2023 Budget	2024 Budget	2025 Budget	2026 Budget	2027 Budget
Not Applicable to a tax Limit	Na	Na	Na	Na	Na	Na
Revenue	-1.17%	-0.07%	-0.22%	-5.06%	-4.58%	-16.61%
DEBENTURE PAYMENT - PENTICTON	3,083,068	3,081,056	3,074,184	2,918,603	2,784,926	2,322,261
DEBENTURE PAYMENT - SUMMERLAND	1,786,052	2,216,420	1,789,348	1,789,348	1,389,177	1,059,323
DEBENTURE PAYMENT - OSOYOOS	672,009	672,009	621,960	621,960	621,960	621,960
DEBENTURE PAYMENT - OLIVER	532,050	910,194	910,194	883,062	660,194	569,037
DEBENTURE PAYMENT - KEREMEOS	10,015	10,015	10,015	10,015	10,015	10,015
DEBENTURE PAYMENT -PRINCETON	-	421,899	421,899	421,899	421,899	421,899
	\$ 6,083,194	\$ 7,311,593	\$ 6,827,600	\$ 6,644,887	\$ 5,888,171	\$ 5,004,495
Expense						
DEBT INTEREST- PENTICTON	1,177,943	1,173,970	1,165,086	1,097,036	1,086,048	941,234
DEBT INTEREST- SUMMERLAND	641,504	905,902	667,402	667,402	544,322	483,122
DEBT INTEREST- OSOYOOS	316,685	316,685	292,403	292,403	292,403	292,403
DEBT INTEREST- OLIVER	133,743	343,525	337,008	318,698	310,256	292,569
DEBT INTEREST- PRINCETON	-	286,300	286,300	286,300	286,300	286,300
DEBT INTEREST- KEREMEOS	4,845	4,845	4,845	4,845	4,845	4,845
DEBT PRINCIPAL- PENTICTON	1,905,125	1,907,086	1,909,098	1,821,567	1,698,878	1,381,027
DEBT PRINCIPAL- SUMMERLAND	1,144,548	1,310,518	1,121,946	1,121,946	844,855	576,201
DEBT PRINCIPAL- OSOYOOS	355,324	355,324	329,557	329,557	329,557	329,557
DEBT PRINCIPAL- OLIVER	398,307	566,669	573,186	564,364	349,938	276,468
DEBT PRINCIPAL- PRINCETON	-	135,599	135,599	135,599	135,599	135,599
DEBT PRINCIPAL- KEREMEOS	5,170	5,170	5,170	5,170	5,170	5,170
	\$ 6,083,194	\$ 7,311,593	\$ 6,827,600	\$ 6,644,887	\$ 5,888,171	\$ 5,004,495



**Regional District of Okanagan Similkameen
2023- 2027 Operational Financial Plan
STERILE INSECT RELEASE PROGRAM**

	2022 Budget	2023 Budget	2024 Budget	2025 Budget	2026 Budget	2027 Budget
1101, 1989 Limit bases on Assessment						
Revenue	Compliant	Compliant	Compliant	Compliant	Compliant	Compliant
	2.13%	4.62%	3.02%	3.10%	3.09%	3.09%
TAX REQUISITION	417,731	437,012	450,231	464,194	478,558	493,333
PARCEL TAX	480,000	508,737	518,912	529,290	539,876	550,674
GRANT IN LIEU OF TAXES	4,500	4,500	4,500	4,500	4,500	4,500
PRIOR YEARS SURPLUS	4	(353)	-	-	-	-
	\$ 902,235	\$ 949,896	\$ 973,643	\$ 997,984	\$ 1,022,934	\$ 1,048,507
Expense						
ADMINISTRATION CHARGES	22,235	24,896	25,518	26,156	26,810	27,480
TRANSFER TO SIR	880,000	925,000	948,125	971,828	996,124	1,021,027
	\$ 902,235	\$ 949,896	\$ 973,643	\$ 997,984	\$ 1,022,934	\$ 1,048,507