


## Schedule “F.4”



# REGIONAL DISTRICT OF OKANAGAN- SIMILKAMEEN

2023 – 2027 Draft Budget

## **Individual Requisitions**

### **Town of Oliver**

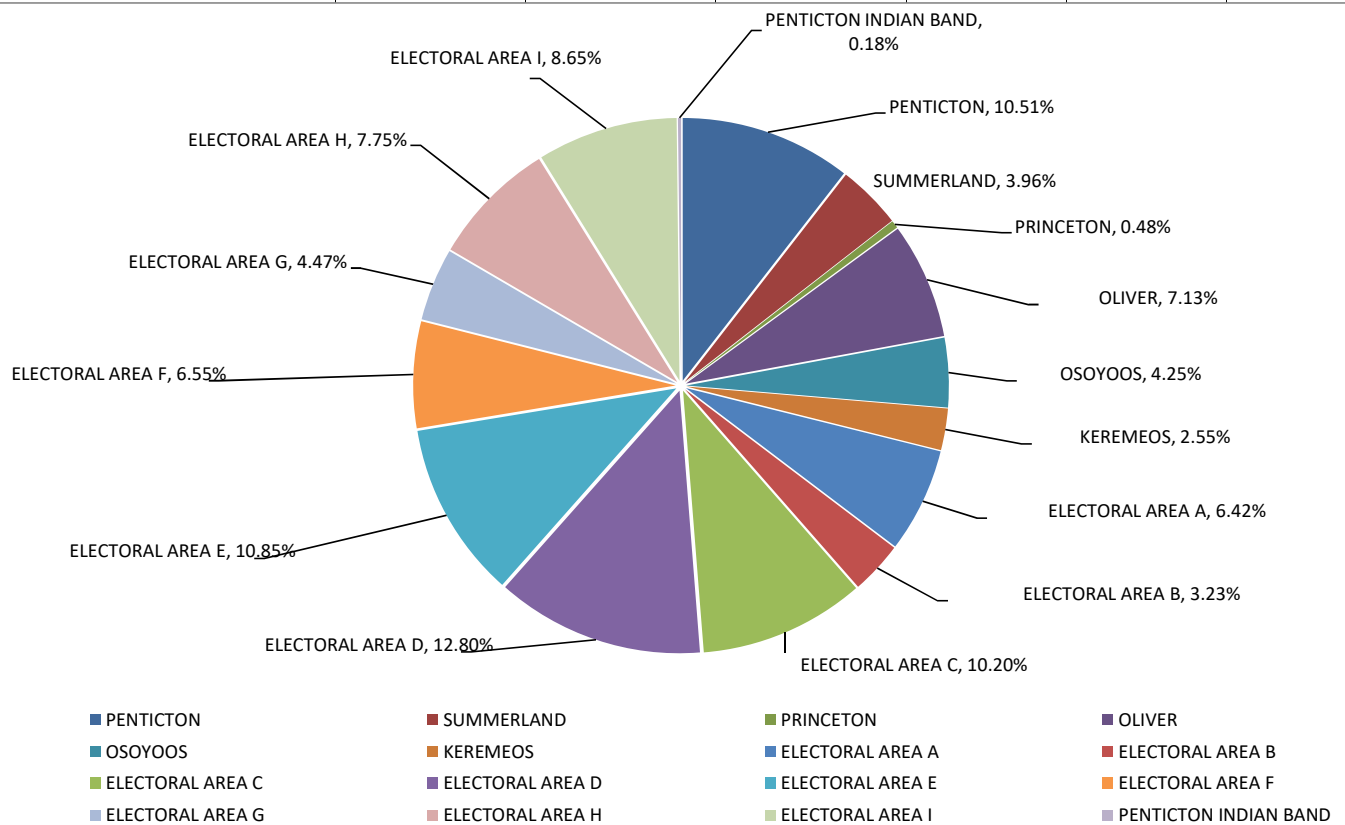
Included in this Schedule:

- Summary of Tax Requisitions Listing all Jurisdictions
- Detail by Specific Jurisdictions
- Comparison of Tax Requisition by Municipality and Electoral Area
- Individual RDOS Portion of Tax per Various Property Values\*
- 2023 – 2027 Operating Budget Which Affect Only the Member Municipality/Electoral Area
- Capital Projects which Oliver Contributed Funds (if Applicable)

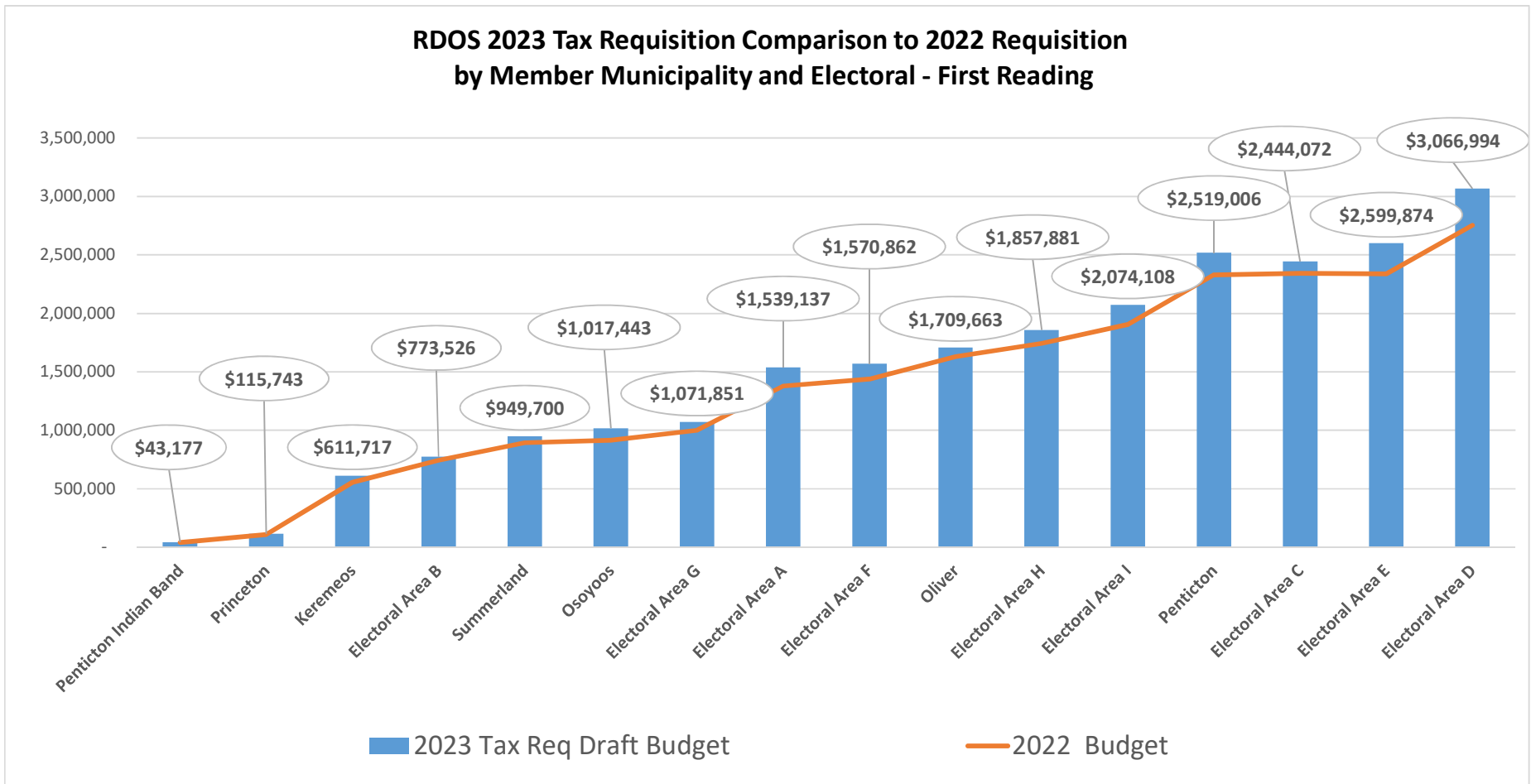
\*This Comparison is a Weighted Average

**REGIONAL DISTRICT OKANAGAN-SIMILKAMEEN  
2023 TOTAL REQUISITION SUMMARY**

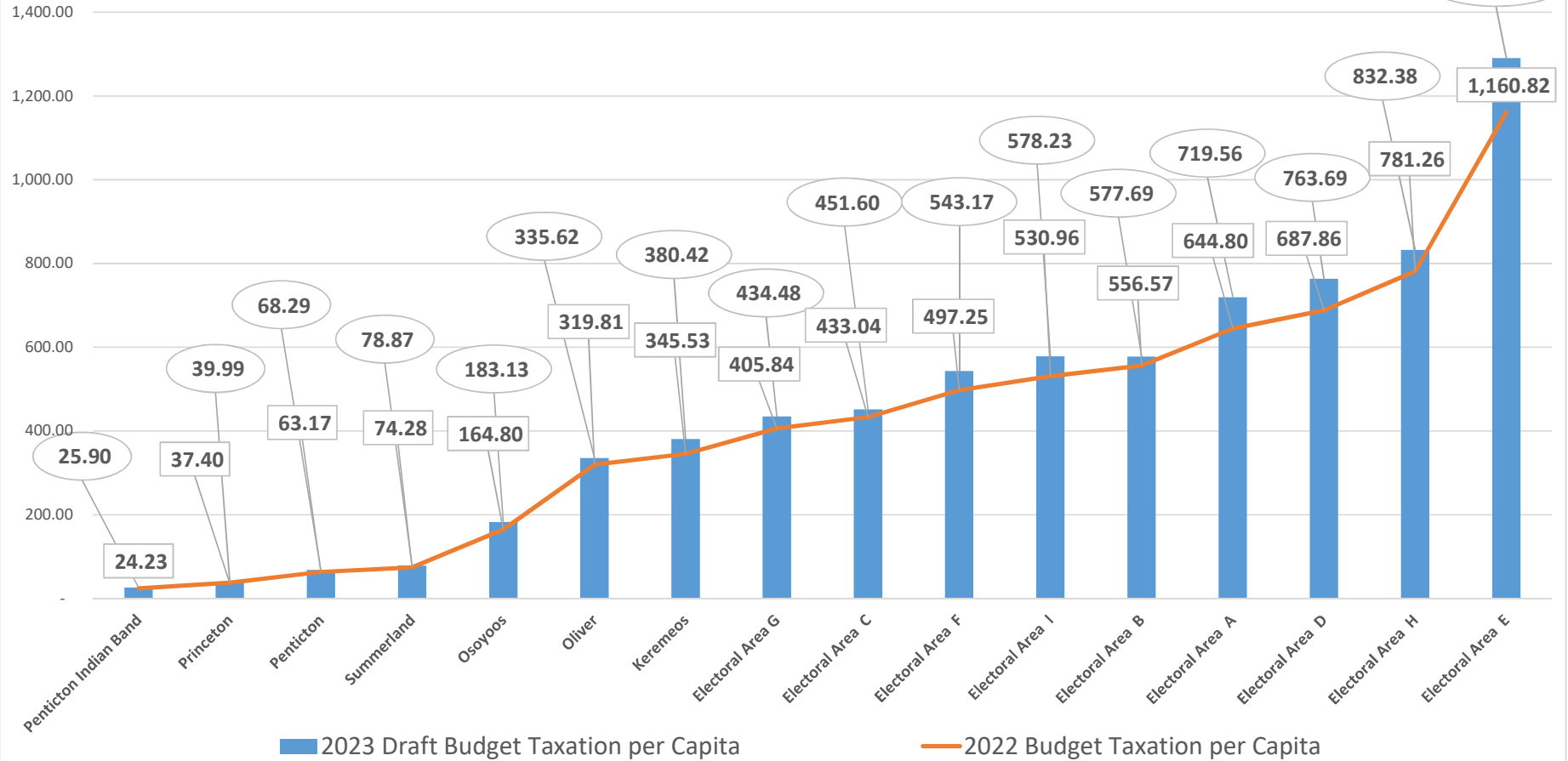
	<u>2023</u>	<u>2022</u>	<u>\$ Change</u>	<u>% Change</u>	<u>Est. 2023 Non-Market Growth %</u>	<u>Net Change %</u>
<b>PENTICTON</b>	\$ 2,519,006	\$ 2,330,139	\$ 188,867	8.11%	1.37%	6.74%
<b>SUMMERLAND</b>	949,700	894,516	55,184	6.17%	1.40%	4.77%
<b>PRINCETON</b>	115,743	108,247	7,496	6.92%	2.91%	4.01%
<b>OLIVER</b>	1,709,663	1,629,089	80,574	4.95%	0.82%	4.13%
<b>OSOYOOS</b>	1,017,443	915,621	101,822	11.12%	0.61%	10.51%
<b>KEREMEOS</b>	611,717	555,620	56,097	10.10%	0.30%	9.80%
	<b>6,923,271</b>	<b>6,433,232</b>	<b>490,039</b>	<b>7.62%</b>		
<b>PENTICTON INDIAN BAND</b>	43,177	40,398	2,779	6.88%		
<b>ELECTORAL AREA A</b>	1,539,137	1,379,229	159,908	11.59%	2.11%	9.48%
<b>ELECTORAL AREA B</b>	773,526	745,248	28,278	3.79%	2.00%	1.79%
<b>ELECTORAL AREA C</b>	2,444,072	2,343,591	100,481	4.29%	0.56%	3.73%
<b>ELECTORAL AREA D</b>	3,066,994	2,762,446	304,548	11.02%	1.82%	9.20%
<b>ELECTORAL AREA E</b>	2,599,874	2,339,046	260,828	11.15%	3.10%	8.05%
<b>ELECTORAL AREA F</b>	1,570,862	1,438,057	132,805	9.24%	0.67%	8.57%
<b>ELECTORAL AREA G</b>	1,071,851	1,001,203	70,648	7.06%	1.50%	5.56%
<b>ELECTORAL AREA H</b>	1,857,881	1,743,778	114,103	6.54%	2.19%	4.35%
<b>ELECTORAL AREA I</b>	2,074,108	1,904,560	169,548	8.90%	1.05%	7.85%
	<b>16,998,305</b>	<b>15,657,158</b>	<b>1,341,147</b>	<b>8.57%</b>		
<b>TOTAL TAX REQUISITION FOR ALL BUDGETS</b>	<b>\$ 23,964,753</b>	<b>\$ 22,130,788</b>	<b>\$ 1,833,965</b>	<b>8.29%</b>		



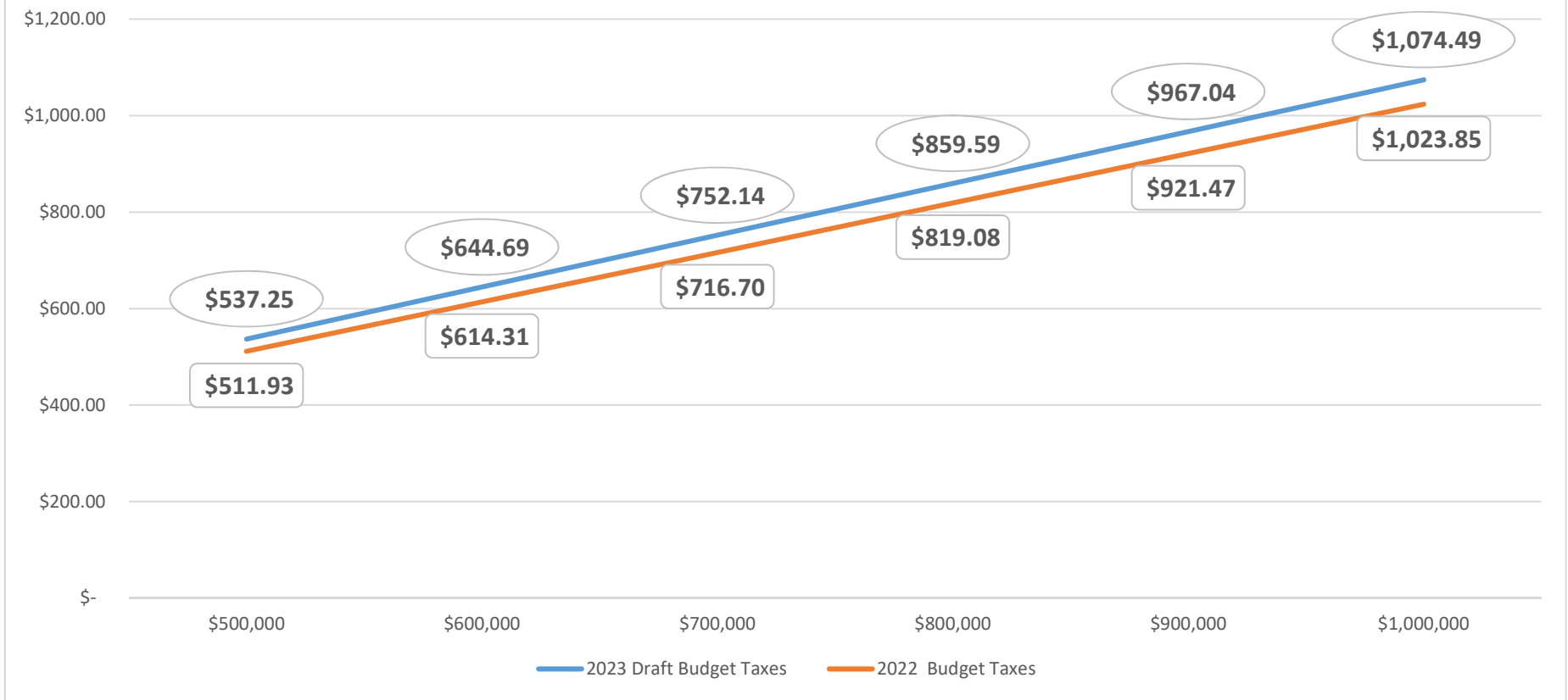
### RDOS 2023 Tax Requisition Comparison to 2022 Requisition by Member Municipality and Electoral - First Reading



### RDOS 2023 Taxation Per Capita Comparison to 2022 by Member Municipality and Electoral Area First Reading



**RDOS 2023 Tax Requisition as at First Reading - Comparison for Various Property Values  
Town of Oliver**



**REGIONAL DISTRICT OKANAGAN-SIMILKAMEEN**  
**2023 Budget Comparative Requisition**

<u>Page</u>	<u>Dept #</u>		<u>2023</u>	<u>2022</u>	<u>NET</u> <u>CHANGE</u>	<u>%</u> <u>CHANGE</u>
<b><u>TOWN OF OLIVER</u></b>						
<b><u>Participating Directors determine budget by weighted vote</u></b>						
87	0400	911 EMERGENCY CALL SYSTEM - Improvements Only	\$ 56,612	\$ 52,144	4,468	
109	5500	DESTRUCTION OF PESTS	275	270	5	
88	0410	EMERGENCY PLANNING	17,734	17,613	121	
89	5010	ENVIRONMENTAL CONSERVATION	27,060	27,070	(10)	
92	0100	GENERAL GOVERNMENT	77,886	73,240	4,646	
22	7890	HERITAGE (Subregional)	-	135	(135)	
95	4250	ILLEGAL DUMPING	1,762	1,745	17	
96	0200	INVASIVE SPECIES (formerly Noxious Weeds)	3,150	3,106	44	
129	5700	MOSQUITO CONTROL	15,303	6,199	9,104	
99	5550	NUISANCE CONTROL	1,271	1,268	3	
117	9390	REGIONAL ECONOMIC DEVELOPMENT (Okanagan Film Comm)	1,780	1,776	4	
101	5020	REGIONAL GROWTH STRATEGY (Subregional)	2,475	2,272	203	
102	7720	REGIONAL TRAILS	21,280	19,496	1,784	
103	8200	REGIONAL TRANSIT	11,737	10,718	1,019	
104	4300	SOLID WASTE MANAGEMENT PLAN	13,543	12,369	1,174	
148	8600	TRANSIT - SOUTH OKANAGAN	25,651	24,843	808	
<b>Subtotal</b>			<b>277,521</b>	<b>254,264</b>	<b>23,257</b>	<b>9.15%</b>
<b><u>Town of Oliver &amp; Area C Regional Director determine budget</u></b>						
30	7100	ARENA (additional contribution of \$250,000 in 2018)	268,666	235,560	33,106	
31	7700	PARKS	273,264	237,126	36,138	
32	7300	POOL	160,302	146,024	14,278	
34	7400	RECREATION HALL	158,863	177,029	(18,166)	
33	7810	RECREATION PROGRAMS	111,174	117,799	(6,625)	
<b>Parks &amp; Recreation Subtotal</b>			<b>972,269</b>	<b>913,538</b>	<b>58,731</b>	<b>6.43%</b>
116	9350	ECONOMIC DEVELOPMENT	12,044	32,292	(20,248)	
28	7410	FRANK VENABLES AUDITORIUM	138,154	138,154	0	
24	7820	HERITAGE GRANT	107,475	99,525	7,950	
85	3000	REFUSE DISPOSAL	66,910	58,492	8,418	
29	7420	VENABLES THEATRE SERVICE	68,110	67,448	662	
<b>Subtotal</b>			<b>1,364,962</b>	<b>1,309,449</b>	<b>55,513</b>	<b>4.24%</b>
<b><u>Requisitions from Other Multi-Regional Boards</u></b>						
100	6500	OKANAGAN BASIN WATER BOARD	42,564	40,974	1,590	
105	6000	STERILE INSECT RELEASE PROGRAM - Land Only	20,948	20,702	246	
<b>Subtotal</b>			<b>63,512</b>	<b>61,676</b>	<b>1,836</b>	<b>2.98%</b>
<b>TOTAL</b>			<b>\$ 1,705,995</b>	<b>\$ 1,625,389</b>	<b>\$ 80,606</b>	<b>4.96%</b>
<b>Average Res Tax Rate/\$1000</b>			<b>\$ 1.07331</b>	<b>\$ 1.02260</b>	<b>\$ 0.05071</b>	
<b>Average Taxes per Res Property</b>			<b>\$ 542.21</b>	<b>\$ 516.59</b>	<b>\$ 25.62</b>	
98	9990	MUNICIPAL DEBT REPAYMENT	\$ 910,194	\$ 532,050		
105	6000	PARCEL TAX:STERILE INSECT RELEASE	\$ 3,774	\$ 3,700	\$ 74	



**Regional District of Okanagan Similkameen  
2023- 2027 Operational Financial Plan  
911 EMERGENCY CALL SYSTEM**


	2022 Budget	2023 Budget	2024 Budget	2025 Budget	2026 Budget	2027 Budget
BI 1095 & 1096 - No Tax Limit	No Tax Limit	No Tax Limit	No Tax Limit	No Tax Limit	No Tax Limit	No Tax Limit
<b>Revenue</b>	<b>5.21%</b>	<b>8.54%</b>	<b>12.05%</b>	<b>1.50%</b>	<b>1.51%</b>	<b>1.73%</b>
TAX REQUISITION	987,969	1,072,327	1,201,501	1,219,511	1,237,880	1,259,302
GRANT IN LIEU OF TAXES	1,861	1,880	1,899	1,918	2,000	2,050
PRIOR YEARS SURPLUS	116,656	21,550	-	-	-	-
	<b>\$ 1,106,486</b>	<b>\$ 1,095,757</b>	<b>\$ 1,203,400</b>	<b>\$ 1,221,429</b>	<b>\$ 1,239,880</b>	<b>\$ 1,261,352</b>
<b>Expense</b>						
ADMINISTRATION CHARGES	27,237	31,103	31,708	32,325	32,958	33,694
SITE & RADIO MAINTENANCE - ANNUAL CONTRACTS	22,721	25,486	25,613	25,741	25,870	25,999
UNSCHEDULED MTNCE - FIREHALLS	10,328	10,483	10,640	10,799	10,990	11,265
UNSCHEDULED MAINTENANCE - TOWERS	15,225	15,453	15,685	15,920	16,200	16,605
OPERATIONS	-	-	-	-	-	-
OP - EQPT RENTAL - TRANSMITTER LEASE & M	73,250	78,873	79,267	79,663	80,061	82,063
CONTRACTS - CENTRAL FIRE Dispatch	361,400	377,733	387,176	396,856	406,777	416,946
CONTRACTS - Animal Lifeline Emergency Response	-	-	-	-	-	-
CONTRACTS - OTHER RD - CORD - CENTRAL DI	166,108	194,011	197,891	201,849	205,886	210,004
CAPITAL EXPENDITURES	-	-	-	-	-	-
INSURANCE - PROPERTY	-	9,710	9,904	10,102	10,304	10,510
INSURANCE - LIABILITY	4,685	5,500	5,638	5,778	5,923	6,071
LEGAL FEES	3,000	3,000	3,000	3,000	3,000	3,000
UHF AND VHF RADIO LICENSES	15,492	15,724	15,960	16,200	16,400	16,810
UTILITIES - TELEPHONE	24,868	24,992	25,117	25,243	25,369	26,003
DEBT INTEREST (Bylaw 2780/2723)	36,225	47,256	47,256	47,256	47,256	47,256
DEBT PRINCIPAL (Bylaw 2780/2723)	42,798	130,864	130,864	130,864	130,864	130,864
TRANSFER TO RESERVE CAPITAL	75,000	5,000	75,000	75,000	75,000	75,000
TRANSFER TO RESERVES RE INTEREST	102	103	105	106	100	103
TRANSFER TO OPERATING RESERVE	116,656	5,000	25,000	25,000	25,000	25,000
CONTINGENCY	12,180	10,000	10,000	10,000	10,000	10,000
SALARIES & WAGES	99,211	105,466	107,576	109,727	111,922	114,159
	<b>\$ 1,106,486</b>	<b>\$ 1,095,757</b>	<b>\$ 1,203,400</b>	<b>\$ 1,221,429</b>	<b>\$ 1,239,880</b>	<b>\$ 1,261,352</b>



**Regional District of Okanagan Similkameen  
2023- 2027 Operational Financial Plan  
DESTRUCTION OF PESTS**

	2022 Budget	2023 Budget	2024 Budget	2025 Budget	2026 Budget	2027 Budget
Sec 767(5), SLP May 2,1967 - Based on Assessment						
<b>Revenue</b>	<b>Compliant</b>	<b>Compliant</b>	<b>Compliant</b>	<b>Compliant</b>	<b>Compliant</b>	<b>Compliant</b>
	0.68%	0.65%	0.50%	0.37%	1.06%	1.05%
TAX REQUISITION	5,327	5,362	5,389	5,409	5,466	5,523
CONTRACT - OLIVER	270	275	282	289	296	303
CONTRACT - VILLAGE OF KEREMEOS	270	275	282	289	296	303
TRANSFER FROM OPERATING RESERVE	100	100	100	100	100	100
	\$ 5,967	\$ 6,012	\$ 6,053	\$ 6,087	\$ 6,158	\$ 6,229
<b>Expense</b>						
ADMINISTRATION CHARGES	191	201	204	207	210	212
OPERATIONS - HEALTH & SAFETY	102	52	53	54	55	56
CONTRACT SERVICES - SPRAYING	1,523	2,500	2,525	2,550	2,576	2,602
EDUCATION & TRAINING	254	259	264	269	274	279
INSURANCE - LIABILITY	19	19	19	19	19	-
SUPPLIES	100	50	51	52	53	54
ADVERTISING	500	200	202	204	207	209
TRAVEL/LEASING	254	250	255	260	265	270
TRANSFER TO OPERATIONAL RESERVES	100	220	175	120	100	100
SALARIES & WAGES	2,924	2,261	2,305	2,352	2,399	2,447
	\$ 5,967	\$ 6,012	\$ 6,053	\$ 6,087	\$ 6,158	\$ 6,229






**Regional District of Okanagan Similkameen  
2023- 2027 Operational Financial Plan  
EMERGENCY PLANNING**


17,165

	2022 Budget	2023 Budget	2024 Budget	2025 Budget	2026 Budget	2027 Budget
BL 2322, 2004 - No Tax Limit	No Tax Limit	No Tax Limit	No Tax Limit	No Tax Limit	No Tax Limit	No Tax Limit
<b>Revenue</b>	<b>44.32%</b>	<b>0.58%</b>	<b>7.29%</b>	<b>-0.96%</b>	<b>1.52%</b>	<b>1.54%</b>
TAX REQUISITION	365,474	367,579	394,375	390,606	396,537	402,654
GRANT IN LIEU OF TAXES	544	550	555	561	570	575
TRANSFER FROM OPERATING RESERVE	32,000	60,000	-	-	-	-
PROVINCIAL GRANTS (Carry Forward)	798,200	1,266,103	-	-	-	-
PRIOR YEARS SURPLUS	36,096	40,560	-	-	-	-
	<b>\$ 1,232,314</b>	<b>\$ 1,734,792</b>	<b>\$ 394,930</b>	<b>\$ 391,167</b>	<b>\$ 397,107</b>	<b>\$ 403,229</b>
<b>Expense</b>						
HONORARIUMS	7,050	7,085	7,120	7,156	7,192	7,228
ADMINISTRATION CHARGES	51,424	56,894	15,799	16,057	16,320	16,591
IT SUPPORT COSTS		3,500	3,570	3,641	3,714	3,789
UBCM CEPT - EOC TOOLS AND TRAINING GRANT CWF	133,800	-	-	-	-	-
UBCM CEPF - EMERGENCY SUPPORT SERVICES GRANT CWF	25,000	89,750	-	-	-	-
UBCM CRI - FIRESMART GRANT STREAM 1 (OPERATIONS CWF)	565,400	355,038	-	-	-	-
UBCM CRI - FIRESMART GRANT STREAM 3 (STAFFING)	74,000	-	-	-	-	-
EOC SANDBAG OPERATIONS	-	15,000	15,000	15,000	15,000	15,000
UBCM - CRI - FIRESMART GRANT STREAM (STAFFING) 2022 GRANT	-	406,020	-	-	-	-
UBCM - CRI - FIRESMART GRANT STREAM (STAFFING) 2022 GRANT	-	98,130	-	-	-	-
UBCM CEPR HEAT PREPAREDNESS CWF	-	300,000	-	-	-	-
AGREEMENT - REGIONAL SEARCH & RESCUE	65,000	71,500	72,930	74,389	75,876	77,394
Operational Support Animal Emergency Response	10,000	10,000	10,050	10,100	10,151	10,262
Review of Emergency Program	60,000	60,000	-	-	-	-
EDUCATION & TRAINING	25,375	25,502	25,630	25,758	25,887	26,016
VEHICLE DEPRECIATION	-	7,000	7,000	7,000	7,000	7,000
EQUIPMENT	14,730	5,239	5,318	5,398	5,480	5,564
INSURANCE - LIABILITY	3,531	3,000	3,060	3,121	3,184	3,247
INSURANCE - VEHICLE	552	900	918	936	955	974
Legal Fees	1,000	1,000	1,000	1,000	1,000	1,000
SUPPLIES	1,500	1,500	1,508	1,516	1,524	1,532
EOC SUPPLIES	-	10,000	10,200	10,404	10,612	10,824
SUPPLIES - MEALS	508	1,000	1,020	1,040	1,061	1,082
TRAVEL/LEASING	4,000	7,000	7,140	7,283	7,428	7,577
UTILITIES - TELEPHONE	4,000	4,020	4,040	4,060	4,080	4,100
TRANSFER TO OPERATING RESERVE -	36,096	40,560	45,368	35,880	35,990	36,101
EMERGENCY SOCIAL SERVICES	20,000	15,000	15,300	15,606	15,918	16,236
SALARIES & WAGES	125,348	136,154	138,879	141,659	144,490	147,382
	<b>\$ 1,232,314</b>	<b>\$ 1,734,792</b>	<b>\$ 394,930</b>	<b>\$ 391,167</b>	<b>\$ 397,107</b>	<b>\$ 403,229</b>



**Regional District of Okanagan Similkameen  
2023- 2027 Operational Financial Plan  
ENVIRONMENTAL CONSERVATION**


	2022 Budget	2023 Budget	2024 Budget	2025 Budget	2026 Budget	2027 Budget
RG 734, RG735 C714,z714,714i,714D, 714A 714C 718E 555,BL 2690, 2	<b>Compliant</b>	<b>Compliant</b>	<b>Compliant</b>	<b>Compliant</b>	<b>Compliant</b>	<b>Compliant</b>
<b>Revenue</b>	<b>27.53%</b>	<b>-0.04%</b>	<b>0.00%</b>	<b>0.00%</b>	<b>0.00%</b>	<b>0.00%</b>
TAX REQUISITION	450,093	449,919	449,919	449,919	449,919	449,919
PRIOR YEARS SURPLUS	18,762	-	-	-	-	-
	<b>\$ 468,855</b>	<b>\$ 449,919</b>	<b>\$ 449,919</b>	<b>\$ 449,919</b>	<b>\$ 449,919</b>	<b>\$ 449,919</b>
<b>Expense</b>						
ADMINISTRATION CHARGE	11,555	11,792	11,792	11,792	11,792	11,792
OPERATIONS	39,000	39,585	40,179	40,781	41,393	42,221
GRANTS	418,300	398,542	397,948	397,346	396,734	395,906
	<b>\$ 468,855</b>	<b>\$ 449,919</b>	<b>\$ 449,919</b>	<b>\$ 449,919</b>	<b>\$ 449,919</b>	<b>\$ 449,919</b>



**Regional District of Okanagan Similkameen  
2023- 2027 Operational Financial Plan  
GENERAL GOVERNMENT**


248904

	2022 Budget	2023 Budget	2024 Budget	2025 Budget	2026 Budget	2027 Budget
SLP, 1966 - No Limit	No Limit	No Limit	No Limit	No Limit	No Limit	No Limit
<b>Revenue</b>	<b>4.53%</b>	<b>6.29%</b>	<b>7.16%</b>	<b>3.20%</b>	<b>2.53%</b>	<b>3.17%</b>
TAX REQUISITION	1,505,982	1,600,658	1,715,227	1,770,159	1,814,865	1,872,467
GRANT IN LIEU OF TAXES	5,050	5,101	5,152	5,203	5,307	5,413
INTEREST INCOME	127,260	128,533	129,818	131,116	133,738	136,413
TRANSFER FROM OPERATIONAL RESERVE	-	57,000	-	-	-	-
MISCELLANEOUS REVENUE	10,100	10,201	10,303	10,406	10,614	10,826
PRIOR YEARS SURPLUS	9,751	349,206	-	-	-	-
	<b>\$ 1,658,143</b>	<b>\$ 2,150,699</b>	<b>\$ 1,860,500</b>	<b>\$ 1,916,884</b>	<b>\$ 1,964,524</b>	<b>\$ 2,025,119</b>
<b>Expense</b>						
SALARIES & WAGES - CRIME STOPPERS	86,275	92,000	93,840	95,717	97,631	99,584
HONORARIUMS - DIRECTORS	350,623	377,235	399,869	423,861	449,293	476,250
HONORARIUMS - CHAIRMAN	39,750	42,768	45,334	48,054	50,937	53,993
HONORARIUMS - VICE CHAIRMAN	7,430	7,993	8,153	8,316	8,483	8,652
ADMINISTRATION CHARGE	83,384	100,112	103,165	106,282	108,902	112,253
INSURANCE - PROPERTY	1,989	4,467	4,556	4,647	4,740	4,835
LEGAL FEES	24,360	-	-	-	-	-
INSURANCE - LIABILITY	19,558	31,181	31,805	32,441	33,090	33,751
SUPPLIES - BOARD DINNERS	25,375	25,000	25,500	26,010	26,530	27,061
TRAVEL - STAFF	10,150	10,302	10,457	10,614	10,826	11,043
-TRAVEL - UBCM & OMMA CONVENTION	6,212	-	-	-	-	-
TRAVEL - BOARD	15,225	15,453	15,685	15,920	16,238	16,563
TRANSFER TO DEPOSIT ACCOUNT	10,150	10,302	10,457	10,614	10,826	11,043
TRANSFER to OPERATIONAL RESERVE	20,000	349,206	22,000	23,000	24,000	25,000
GRANTS IN AID	-	-	-	-	-	-
GRANTS IN AID - Alleycats Alliance Society	-	-	-	-	-	-
GRANTS IN AID - Animal Lifeline emergency Response Team	-	-	-	-	-	-
GRANTS IN AID - Ha Ha Ha Kidz Fest	-	5,000	-	-	-	-
GRANTS IN AID - Okanagan Similkameen Conservation Alliance	-	3,500	-	-	-	-
GRANTS IN AID - Penticton Scottish Festival Society	-	-	-	-	-	-
GRANTS IN AID South Okanagan Immigrant and Community Services	-	3,500	-	-	-	-
GRANTS IN AID Penticton Art Gallery	3,000	-	-	-	-	-
GRANTS IN AID Agur Lake Camp Society	6,593	-	-	-	-	-
GRANTS IN AID Dist. of Summerland re Ok Food Innovation Hub (Note Contingent on Fed Grant)	50,000	-	-	-	-	-
GRANTS IN AID - COMMUNITY WELNESS CIRCLE	-	5,250	-	-	-	-
CARBON MITIGATION EXPENSE	6,090	6,181	6,274	6,368	6,495	6,625
New FTE as authorized by the Board SALARIES & WAGES	30,472	29,722	31,191	31,815	32,455	33,101
SALARIES & WAGES	861,507	1,031,527	1,052,214	1,073,225	1,084,078	1,105,365
	<b>\$ 1,658,143</b>	<b>\$ 2,150,699</b>	<b>\$ 1,860,500</b>	<b>\$ 1,916,884</b>	<b>\$ 1,964,524</b>	<b>\$ 2,025,119</b>




**Regional District of Okanagan Similkameen  
2023- 2027 Operational Financial Plan  
HERITAGE CONSERVATION**

		2022 Budget	2023 Budget	2024 Budget	2025 Budget	2026 Budget	2027 Budget
BL 276		<b>No Maximum</b>	<b>No Maximum</b>	<b>No Maximum</b>	<b>No Maximum</b>	<b>No Maximum</b>	<b>No Maximum</b>
	<b>Revenue</b>	<b>-80.27%</b>	<b>-100.00%</b>	<b>#DIV/0!</b>	<b>#DIV/0!</b>	<b>#DIV/0!</b>	<b>#DIV/0!</b>
	TAX REQUISITION	2,683	-	-	-	-	-
	GRANT IN LIEU OF TAXES	26	-	-	-	-	-
	TRANSFER FROM OPEATIONAL RESERVE	2,500	-	-	-	-	-
	PRIOR YEARS SURPLUS	4,107	5,437	-	-	-	-
	<b>\$</b>	<b>9,316</b>	<b>\$ 5,437</b>	<b>\$ -</b>	<b>\$ -</b>	<b>\$ -</b>	<b>\$ -</b>
	<b>Expense</b>						
	ADMINISTRATION CHARGES	170	-	-	-	-	-
	MAINTENANCE	1,000	-	-	-	-	-
	CONSULTANTS	3,000	-	-	-	-	-
	INSURANCE - LIABILITY	130	-	-	-	-	-
	TRANSFER TO OPERATING RESERVE	4,107	5,437	-	-	-	-
	SALARIES & WAGES	909	-	-	-	-	-
	<b>\$</b>	<b>9,316</b>	<b>\$ 5,437</b>	<b>\$ -</b>	<b>\$ -</b>	<b>\$ -</b>	<b>\$ -</b>



**Regional District of Okanagan Similkameen  
2023- 2027 Operational Financial Plan  
ILLEGAL DUMPING**

	2022 Budget	2023 Budget	2024 Budget	2025 Budget	2026 Budget	2027 Budget
Bl 2184 - Maximum Levy	<b>REVIEW REQUIRED</b>	<b>REVIEW REQUIRED</b>	<b>REVIEW REQUIRED</b>	<b>REVIEW REQUIRED</b>	<b>REVIEW REQUIRED</b>	<b>REVIEW REQUIRED</b>
<b>Revenue</b>	<b>6.48%</b>	<b>0.95%</b>	<b>5.62%</b>	<b>1.80%</b>	<b>1.82%</b>	<b>1.85%</b>
TAX REQUISITION	35,554	35,893	37,911	38,593	39,294	40,019
TRANSFER FROM OPERATING RESERVE	3,567	-	-	-	-	-
PRIOR YEARS SURPLUS	-	4,325	-	-	-	-
	<b>\$ 39,121</b>	<b>\$ 40,218</b>	<b>\$ 37,911</b>	<b>\$ 38,593</b>	<b>\$ 39,294</b>	<b>\$ 40,019</b>
<b>Expense</b>						
ADMINISTRATION CHARGES	876	943	967	991	1,015	1,040
CONTRACT SERVICES	6,090	3,000	3,200	3,400	3,600	3,800
CONTRACT SERVICES - TIPPING FEES	2,538	5,500	5,600	5,700	5,800	5,900
INSURANCE - LIABILITY	152	152	157	159	165	170
ADVERTISING - PUBLIC EDUCATION	761	761	784	796	815	825
TRAVEL/LEASING	406	406	418	425	435	470
TRANSFER TO OPERATING RESERVE	12,250	13,000	10,000	10,000	10,000	10,000
SALARIES & WAGES	16,048	16,456	16,785	17,122	17,464	17,814
	<b>\$ 39,121</b>	<b>\$ 40,218</b>	<b>\$ 37,911</b>	<b>\$ 38,593</b>	<b>\$ 39,294</b>	<b>\$ 40,019</b>




**Regional District of Okanagan Similkameen  
2023- 2027 Operational Financial Plan  
INVASIVE SPECIES formerly noxious weeds**

	2022 Budget	2023 Budget	2024 Budget	2025 Budget	2026 Budget	2027 Budget
BL 2065.01, 2011 Maximum Levy	<b>Compliant</b>	<b>Compliant</b>	<b>Compliant</b>	<b>Compliant</b>	<b>REVIEW SOON</b>	<b>REVIEW SOON</b>
<b>Revenue</b>	<b>3.66%</b>	<b>1.43%</b>	<b>1.17%</b>	<b>0.39%</b>	<b>0.40%</b>	<b>0.55%</b>
TAX REQUISITION	63,277	64,184	64,932	65,185	65,446	65,810
GRANT IN LIEU OF TAXES	91	93	95	97	99	-
TRANSFER FROM OPERATIONAL RESERVES	-	3,500	100	100	100	100
PROVINCIAL GRANTS	12,500	12,000	12,000	12,000	12,000	12,000
PRIOR YEARS SURPLUS	14,000	-	-	-	-	-
	<b>89,868 \$</b>	<b>79,777 \$</b>	<b>77,127 \$</b>	<b>77,382 \$</b>	<b>77,645 \$</b>	<b>77,910</b>
<b>Expense</b>						
ADMINISTRATION CHARGE	2,473	2,660	2,668	2,677	2,686	2,696
CONSULTANTS	32,480	30,000	30,000	30,000	30,000	30,000
CONSULTANTS - ABATEMENT PROGRAM	30,450	32,000	32,000	32,000	32,000	32,000
TRANSFER TO OPERATING RESERVE	14,000	3,000	100	100	100	100
SALARIES & WAGES	10,465	12,117	12,359	12,605	12,859	13,114
	<b>\$ 89,868</b>	<b>\$ 79,777</b>	<b>\$ 77,127</b>	<b>\$ 77,382</b>	<b>\$ 77,645</b>	<b>\$ 77,910</b>



**Regional District of Okanagan Similkameen  
2023- 2027 Operational Financial Plan  
MOSQUITO CONTROL**

	2022 Budget	2023 Budget	2024 Budget	2025 Budget	2026 Budget	2027 Budget
<b>Research is required to determine if there is a limit</b>						
<b>Revenue</b>	<b>1.80%</b>	<b>5.20%</b>	<b>3.19%</b>	<b>3.13%</b>	<b>2.52%</b>	<b>2.49%</b>
TAX REQUISITION	161,972	170,402	175,846	181,346	185,920	190,549
TRANSFER FROM RESERVE	15,000	10,000	8,000	6,000	5,000	4,000
MISCELLANEOUS REVENUE	15,000	18,000	18,450	18,911	19,384	19,869
	<b>\$ 191,972</b>	<b>\$ 198,402</b>	<b>\$ 202,296</b>	<b>\$ 206,257</b>	<b>\$ 210,304</b>	<b>\$ 214,418</b>
<b>Expense</b>						
ADMINISTRATION CHARGES	5,882	6,648	6,781	6,917	7,055	7,196
HELICOPTER SPRAYING	25,000	35,000	35,700	36,414	37,142	37,885
OP - W&S - PERMIT FEES	1,015	1,035	1,056	1,077	1,099	1,121
OPERATIONS - HEALTH & SAFETY	600	518	528	539	550	561
CONSULTANTS	2,071	500	510	520	530	541
EDUCATION & TRAINING	1,035	1,056	1,077	1,099	1,121	1,143
DEPRECIATION	5,000	4,000	4,000	4,000	4,000	4,000
CAPITAL EXPENDITURES	300	-	-	-	-	-
EQUIPMENT	1,553	1,200	1,224	1,248	1,273	1,298
INSURANCE - LIABILITY	836	853	870	887	905	923
INSURANCE - VEHICLE	2,144	2,187	2,231	2,276	2,322	2,368
SUPPLIES	38,047	33,000	33,660	34,333	35,020	35,720
ADVERTISING	518	500	510	520	530	541
TRAVEL/LEASING	9,250	13,000	13,260	13,525	13,796	14,072
UTILITIES - TELEPHONE	700	714	728	743	758	773
TRANSFER TO OPERATING RESERVE	6,500	2,500	2,550	2,601	2,653	2,706
SALARIES & WAGES	91,521	95,691	97,611	99,558	101,550	103,570
	<b>\$ 191,972</b>	<b>\$ 198,402</b>	<b>\$ 202,296</b>	<b>\$ 206,257</b>	<b>\$ 210,304</b>	<b>\$ 214,418</b>



**Regional District of Okanagan Similkameen  
2023- 2027 Operational Financial Plan  
NUISANCE CONTROL (Regional Service)**

	2022 Budget	2023 Budget	2024 Budget	2025 Budget	2026 Budget	2027 Budget
BL 2198.01, 2008 - Maximum Tax Limit	<b>Compliant</b>	<b>Compliant</b>	<b>Compliant</b>	<b>Compliant</b>	<b>Compliant</b>	<b>Compliant</b>
<b>Revenue</b>	<b>0.36%</b>	<b>0.20%</b>	<b>0.01%</b>	<b>0.00%</b>	<b>0.00%</b>	<b>0.00%</b>
TAX REQUISITION	25,842	25,895	25,897	25,897	25,897	25,897
PRIOR YEARS SURPLUS	147	2	-	-	-	-
	<u>\$ 25,989</u>	<u>\$ 25,897</u>	<u>\$ 25,897</u>	<u>\$ 25,897</u>	<u>\$ 25,897</u>	<u>\$ 25,897</u>
<b>Expense</b>						
ADMINISTRATION CHARGES	842	897	897	897	897	897
OP - SW - STARLING CONTROL	25,000	25,000	25,000	25,000	25,000	25,000
TRANSFER TO OPERATIONAL RESERVES	147	-	-	-	-	-
	<u>\$ 25,989</u>	<u>\$ 25,897</u>	<u>\$ 25,897</u>	<u>\$ 25,897</u>	<u>\$ 25,897</u>	<u>\$ 25,897</u>





**Regional District of Okanagan Similkameen**  
**2023- 2027 Operational Financial Plan**  
**REGIONAL ECONOMIC DEVELOPMENT (OK FILM)**

	2022 Budget	2023 Budget	2024 Budget	2025 Budget	2026 Budget	2027 Budget
BL 2743 Tax limit on Assessment	<b>Compliant</b>	<b>Compliant</b>	<b>Compliant</b>	<b>Compliant</b>	<b>Compliant</b>	<b>Compliant</b>
<b>Revenue</b>	<b>0.36%</b>	<b>0.21%</b>	<b>0.00%</b>	<b>0.00%</b>	<b>0.00%</b>	<b>-100.00%</b>
TAX REQUISITION	36,179	36,256	36,256	36,256	36,256	-
PRIOR YEARS SURPLUS	102	-	-	-	-	-
	<b>\$ 36,281</b>	<b>\$ 36,256</b>	<b>\$ 36,256</b>	<b>\$ 36,256</b>	<b>\$ 36,256</b>	<b>\$ -</b>
<b>Expense</b>						
ADMINISTRATION CHARGE	1,179	1,256	1,256	1,256	1,256	-
GRANT OK FILM COMM	35,000	35,000	35,000	35,000	35,000	-
TRANSFER TO OPERATIONAL RESERVE	102	-	-	-	-	-
	<b>\$ 36,281</b>	<b>\$ 36,256</b>	<b>\$ 36,256</b>	<b>\$ 36,256</b>	<b>\$ 36,256</b>	<b>\$ -</b>



**Regional District of Okanagan Similkameen  
2023- 2027 Operational Financial Plan  
RGS - SUB REGIONAL**

	2022 Budget	2023 Budget	2024 Budget	2025 Budget	2026 Budget	2027 Budget
BL 2421 & 2770 - No Limit Set	No Limit	No Limit	No Limit	No Limit	No Limit	No Limit
<b>Revenue</b>						
	-35.48%	8.93%	2.24%	2.24%	2.23%	2.12%
TAX REQUISITION	41,608	45,323	46,339	47,377	48,434	49,463
Carry Forward Wages re Consulting Projects Trsf from Reserves	68,819	-	-	-	-	-
Carry Forward Wages re Consulting Projects Surplus	62,429	-	-	-	-	-
	\$ 172,856	\$ 45,323	\$ 46,339	\$ 47,377	\$ 48,434	\$ 49,463
<b>Expense</b>						
ADMINISTRATION CHARGES	3,599	1,570	1,605	1,641	1,678	1,714
CONSULTANTS	25,000	10,000	10,250	10,506	10,769	11,000
INSURANCE - LIABILITY	141	200	250	300	350	400
SUPPLIES	1,000	1,000	1,025	1,051	1,077	1,100
ADVERTISING	2,000	2,000	2,050	2,101	2,154	2,200
TRANSFER TO OPERATING RESERVE	62,429	-	-	-	-	-
SALARIES & WAGES	78,687	30,553	31,159	31,778	32,406	33,049
	\$ 172,856	\$ 45,323	\$ 46,339	\$ 47,377	\$ 48,434	\$ 49,463



**Regional District of Okanagan Similkameen  
2023- 2027 Operational Financial Plan  
REGIONAL TRAILS**

	2022 Budget	2023 Budget	2024 Budget	2025 Budget	2026 Budget	2027 Budget
RG735 G716, RG734 535, RG73 B16 BL1470.02, - Assessment	<b>Compliant</b>	<b>Compliant</b>	<b>Compliant</b>	<b>Compliant</b>	<b>Compliant</b>	<b>Compliant</b>
<b>Revenue</b>	<b>31.98%</b>	<b>9.15%</b>	<b>3.06%</b>	<b>2.93%</b>	<b>2.93%</b>	<b>3.14%</b>
GRANTS						
TAX REQUISITION	397,217	433,550	446,829	459,910	473,407	488,282
GRANT IN LIEU OF TAXES	-	-	-	-	-	-
PARKS REALLOCATION	35,000	44,000	45,540	47,134	48,784	50,491
KVR Trail Mgmt. - Provincial Contribution	5,000	5,000	5,175	5,356	5,543	5,737
TRANSFER FROM CAPITAL RESERVE	42,356	-	-	-	-	-
TRANSFER FROM CAPITAL RESERVE KVR Trail Const. Chute Lake to Little Tunnel	8,000	8,000	8,280	8,570	8,870	9,180
PRIOR YEARS SURPLUS	-	5,630	-	-	-	-
	<b>\$ 487,573</b>	<b>\$ 496,180</b>	<b>\$ 505,824</b>	<b>\$ 520,970</b>	<b>\$ 536,604</b>	<b>\$ 553,690</b>
<b>Expense</b>						
ADMINISTRATION CHARGES	18,219	19,498	20,071	20,656	21,261	21,927
TRAIL MAINTENANCE	8,500	20,000	20,400	20,808	21,224	21,649
ACQUISITION & MANAGEMENT OPERATIONS & MAINTENANCE	8,075	14,151	15,384	16,625	17,874	20,132
Trail Maintenance Contract	15,225	-	-	-	-	-
CONTRACT SERVICES	55,000	56,375	58,348	60,390	62,504	64,692
EDUCATION & TRAINING	24,688	35,378	36,528	37,718	38,950	40,226
AMORTIZATION EXPENSE	4,060	4,121	4,265	4,414	4,568	4,728
VEHICLE & EQUIPMENT	18,270	18,544	19,193	19,865	20,560	21,280
PARK/FACILITY IMPROVEMENTS	15,000	16,000	16,560	17,140	17,740	18,361
INSURANCE - PROPERTY	9,135	9,272	9,597	9,933	10,281	10,641
INSURANCE - LIABILITY	-	371	378	386	394	402
INSURANCE - VEHICLE	1,807	1,834	1,898	1,964	2,033	2,104
SUPPLIES - FACILITY	12,180	12,363	12,796	13,244	13,708	14,188
ADVERTISING	9,643	9,787	10,129	10,483	10,849	11,229
TRAVEL AND LEASE	2,538	2,576	2,666	2,759	2,856	2,956
MFA LEASING	13,195	13,393	13,862	14,347	14,849	15,369
LEASING OF TRAIL FROM PIB	16,620	24,500	25,358	26,246	27,165	28,116
TRANSFER TO CAPITAL RESERVE	42,356	-	-	-	-	-
TRANSFER TO OPERATING RESERVE	45,000	45,000	46,575	48,205	49,892	51,638
SALARIES & WAGES	500	5,630	518	536	555	574
SALARIES & WAGES	3,439	8,089	8,251	8,416	8,584	8,756
SALARIES & WAGES	164,123	179,298	183,047	186,835	190,757	194,722
	<b>\$ 487,573</b>	<b>\$ 496,180</b>	<b>\$ 505,824</b>	<b>\$ 520,970</b>	<b>\$ 536,604</b>	<b>\$ 553,690</b>



**Regional District of Okanagan Similkameen  
2023- 2027 Operational Financial Plan  
REGIONAL TRANSIT**

	2022 Budget	2023 Budget	2024 Budget	2025 Budget	2026 Budget	2027 Budget
BL 2809 Assessment Limit	<b>Compliant</b>	<b>Compliant</b>	<b>Compliant</b>	<b>Compliant</b>	<b>Compliant</b>	<b>Compliant</b>
<b>Revenue</b>	<b>1.10%</b>	<b>9.50%</b>	<b>4.18%</b>	<b>0.81%</b>	<b>1.12%</b>	<b>-111.35%</b>
TAX REQUISITION	218,386	239,125	249,131	251,143	253,950	(28,834)
TRANSIT FARES	20,000	60,425	65,474	69,669	73,808	78,192
PROVINCIAL GRANT Safe Start	13,032	13,032	13,032	13,032	13,032	-
TRANSIFER FROM OPERATIONAL BUDGET	24,000	-	-	-	-	-
MISCELLANEOUS REVENUE	16,708	18,801	19,337	19,455	19,583	-
PRIOR YEARS SURPLUS	26,520	28,995	-	-	-	-
	<b>\$ 318,646</b>	<b>\$ 360,378</b>	<b>\$ 346,974</b>	<b>\$ 353,299</b>	<b>\$ 360,373</b>	<b>\$ 49,358</b>
<b>Expense</b>						
ADMINISTRATION CHARGES	9,521	11,480	11,991	12,210	12,455	1,681
MAINTAINENCE	1,500	1,550	1,600	1,650	1,700	1,750
OPERATIONS	242,022	277,252	289,511	295,301	301,207	-
TRANSFER TO OPERATING RESERVE	26,520	28,995	845	841	838	845
OTHER EXPENSES - MARKETING	1,500	1,550	1,600	1,650	1,700	1,750
SALARIES & WAGES	37,583	38,878	39,650	40,446	41,248	42,083
SALARIES & WAGES		673	1,777	1,201	1,225	1,249
	<b>\$ 318,646</b>	<b>\$ 360,378</b>	<b>\$ 346,974</b>	<b>\$ 353,299</b>	<b>\$ 360,373</b>	<b>\$ 49,358</b>




**Regional District of Okanagan Similkameen  
2023- 2027 Operational Financial Plan  
SOLID WASTE MANAGEMENT**

	2022 Budget	2023 Budget	2024 Budget	2025 Budget	2026 Budget	2027 Budget
1899.02, 2012 Limit based on Assessment						
<b>Revenue</b>	<b>Compliant</b>	<b>Compliant</b>	<b>Compliant</b>	<b>Compliant</b>	<b>Compliant</b>	<b>Compliant</b>
	36.92%	11.40%	-4.49%	1.88%	-1.80%	11.22%
TAX REQUISITION	252,005	280,743	268,138	273,170	268,248	298,335
TRANSFER FROM OPERATING RESERVE	250,000	7,086	-	-	-	-
TRANSFER FROM OPERATING RESERVE	800	-	-	-	-	-
PRIOR YEARS SURPLUS	-	250,000	-	-	-	-
	<b>\$ 502,805</b>	<b>\$ 537,829</b>	<b>\$ 268,138</b>	<b>\$ 273,170</b>	<b>\$ 268,248</b>	<b>\$ 298,335</b>
<b>Expense</b>						
ADMINISTRATION CHARGES	18,594	9,503	8,426	8,598	8,777	8,961
CONSULTANTS (Carry Forward)	250,000	250,000	30,000	30,000	30,000	30,000
CONTRACTOR - WEBSITE EXCHANGE SITE (user fee for website customer app)	8,120	8,120	8,365	8,491	8,661	8,750
CONTRACTOR - ICI-MF RECYCLING	20,300	-	-	-	-	-
FOOD COMPOSTING EDUCATION	-	25,000	5,000	5,000	5,000	5,000
MEMBERSHIP & DUES	10,000	3,986	4,183	4,245	4,330	4,500
INSURANCE - LIABILITY	773	773	797	809	833	850
LEGAL FEES	100	100	100	100	100	100
SUPPLIES	2,076	2,000	2,139	2,172	2,214	2,300
BEAR SMART EXPENSES	10,658	9,500	10,000	10,500	11,000	11,500
-BEAR SMART EXPENSES (carry forward)	-	7,086	-	-	-	-
BEAR SMART EXPENSES	-	1,500	1,500	1,500	1,500	1,500
TRANSFER TO OPERATING RESERVE	70,286	72,633	53,611	54,871	46,031	72,088
SALARIES & WAGES	20,002	27,008	20,997	21,417	21,845	22,282
SALARIES & WAGES	91,896	120,620	123,020	125,467	127,957	130,504
	<b>\$ 502,805</b>	<b>\$ 537,829</b>	<b>\$ 268,138</b>	<b>\$ 273,170</b>	<b>\$ 268,248</b>	<b>\$ 298,335</b>




**Regional District of Okanagan Similkameen  
2023- 2027 Operational Financial Plan  
TRANSIT - SOUTH OKANAGAN**

	2022 Budget	2023 Budget	2024 Budget	2025 Budget	2026 Budget	2027 Budget
2741, Tax limit based on Assessment						
	<b>REVIEW REQUIRED</b>	<b>REVIEW REQUIRED</b>	<b>REVIEW REQUIRED</b>	<b>REVIEW REQUIRED</b>	<b>REVIEW REQUIRED</b>	<b>REVIEW REQUIRED</b>
<b>Revenue</b>	57.49%	3.24%	25.62%	4.15%	3.65%	3.60%
TAX REQUISITION	119,542	123,420	155,046	161,474	167,361	173,382
TRANSIT FARES	8,000	28,033	29,472	30,365	31,226	32,111
REGIONAL GRANT - IHA	21,830	21,830	21,830	21,830	21,830	21,830
PRIOR YEARS SURPLUS	32,813	59,851	-	-	-	-
	\$ 182,185	\$ 233,134	\$ 206,348	\$ 213,669	\$ 220,417	\$ 227,323
<b>Expense</b>						
MAINTENANCE	1,500	1,550	1,600	1,650	1,700	1,750
ADMINISTRATION CHARGES	7,613	8,438	9,377	9,711	10,019	10,335
OPERATIONS	161,416	167,333	185,592	192,891	199,041	205,388
TRANSFER TO OP RESERVE	5,103	48,351	1,000	1,000	1,000	1,000
OTHER EXPENSES - MARKETING	1,100	1,200	1,300	1,400	1,500	1,550
SALARIES & WAGES	5,453	5,589	5,702	5,816	5,932	6,051
SALARIES & WAGES		673	1,777	1,201	1,225	1,249
	\$ 182,185	\$ 233,134	\$ 206,348	\$ 213,669	\$ 220,417	\$ 227,323



**Regional District of Okanagan Similkameen  
2023- 2027 Operational Financial Plan  
ARENA - OLIVER/C**

	2022 Budget	2023 Budget	2024 Budget	2025 Budget	2026 Budget	2027 Budget
<b>RG 735,C714, RG737, BL 318 - No Tax Limit</b>	<b>No Limit</b>	<b>No Limit</b>	<b>No Limit</b>	<b>No Limit</b>	<b>No Limit</b>	<b>No Limit</b>
<b>Revenue</b>	<b>2.85%</b>	<b>14.05%</b>	<b>-9.44%</b>	<b>3.16%</b>	<b>3.19%</b>	<b>1.99%</b>
TAX REQUISITION	420,045	479,063	433,840	447,551	461,843	471,025
GRANT IN LIEU OF TAXES	2,790	2,790	2,790	2,790	2,790	2,790
AGREEMENT - OSOYOOS INDIAN BAND	27,161	29,948	30,397	30,853	31,316	31,942
REVENUE - REC. PROGRAMS	80,100	95,000	96,425	97,871	99,339	101,326
	<b>\$ 530,096</b>	<b>\$ 606,801</b>	<b>\$ 563,452</b>	<b>\$ 579,065</b>	<b>\$ 595,288</b>	<b>\$ 607,083</b>
<b>Expense</b>						
ADMINISTRATION CHARGES	8,551	12,752	13,069	13,395	13,728	14,000
OPERATIONS	427,771	457,488	468,925	480,648	492,665	502,518
INSURANCE - PROPERTY	7,100	10,070	10,271	10,477	10,686	10,900
INSURANCE - LIABILITY	5,800	5,945	6,094	6,246	6,402	6,530
TRANSFER TO RESERVE	80,700	120,260	64,800	68,000	71,500	72,930
New FTE as authorized by the Board	74	-	-	-	-	-
SALARIES & WAGES	100	286	293	299	307	205
Debt Servicing Arena - Interest	-	-	-	-	-	-
Debt Servicing Arena - Principal	-	-	-	-	-	-
	<b>\$ 530,096</b>	<b>\$ 606,801</b>	<b>\$ 563,452</b>	<b>\$ 579,065</b>	<b>\$ 595,288</b>	<b>\$ 607,083</b>



**Regional District of Okanagan Similkameen  
2023- 2027 Operational Financial Plan  
PARKS - OLIVER/C**


	2022 Budget	2023 Budget	2024 Budget	2025 Budget	2026 Budget	2027 Budget
<b>RG735, C714, BL 2660,2014 - Assessment</b>	<b>Compliant</b>	<b>Compliant</b>	<b>Compliant</b>	<b>Compliant</b>	<b>Compliant</b>	<b>Compliant</b>
<b>Revenue</b>	<b>4.97%</b>	<b>15.24%</b>	<b>2.62%</b>	<b>2.62%</b>	<b>2.62%</b>	<b>2.00%</b>
TAX REQUISITION	422,837	487,261	500,030	513,128	526,563	537,094
GRANT IN LIEU OF TAXES	1,710	1,710	1,736	1,762	1,788	1,824
AGREEMENT - OSOYOOS INDIAN BAND	26,778	30,571	31,030	31,495	31,967	32,606
RENTAL REVENUE	28,500	29,000	29,435	29,877	30,325	30,932
	<b>\$ 479,825</b>	<b>\$ 548,542</b>	<b>\$ 562,231</b>	<b>\$ 576,262</b>	<b>\$ 590,643</b>	<b>\$ 602,456</b>
<b>Expense</b>						
ADMINISTRATION CHARGES	9,131	14,377	14,736	15,103	15,480	15,790
OPERATIONS	463,694	525,958	539,107	552,585	566,399	577,727
INSURANCE - PROPERTY	3,600	4,722	4,816	4,913	5,011	5,111
INSURANCE - LIABILITY	3,400	3,485	3,572	3,661	3,753	3,828
	<b>\$ 479,825</b>	<b>\$ 548,542</b>	<b>\$ 562,231</b>	<b>\$ 576,262</b>	<b>\$ 590,643</b>	<b>\$ 602,456</b>






**Regional District of Okanagan Similkameen  
2023- 2027 Operational Financial Plan  
POOL - OLIVER/C**

	2022 Budget	2023 Budget	2024 Budget	2025 Budget	2026 Budget	2027 Budget
<b>RG735, C714, BL 1901 - Assessment</b>	<b>Compliant</b>	<b>Compliant</b>	<b>Compliant</b>	<b>Compliant</b>	<b>Compliant</b>	<b>Compliant</b>
<b>Revenue</b>	<b>3.11%</b>	<b>9.77%</b>	<b>2.82%</b>	<b>2.82%</b>	<b>2.81%</b>	<b>2.00%</b>
TAX REQUISITION	260,387	285,835	293,902	302,181	310,685	316,897
GRANT IN LIEU OF TAXES	1,890	1,890	1,918	1,947	1,976	2,016
AGREEMENT - OSOYOOS INDIAN BAND	16,847	17,889	18,157	18,430	18,706	19,080
REVENUE - REC. PROGRAMS	59,000	74,000	75,110	76,237	77,380	78,928
	<b>\$ 338,124</b>	<b>\$ 379,614</b>	<b>\$ 389,087</b>	<b>\$ 398,795</b>	<b>\$ 408,747</b>	<b>\$ 416,921</b>
<b>Expense</b>						
ADMINISTRATION CHARGES	5,179	9,949	10,198	10,452	10,713	10,927
OPERATIONS	259,945	361,614	370,654	379,921	389,419	397,207
INSURANCE - PROPERTY	2,600	3,541	3,612	3,684	3,758	3,833
INSURANCE - LIABILITY	4,400	4,510	4,623	4,738	4,857	4,954
TRANSFER TO RESERVE	66,000	-	-	-	-	-
	<b>\$ 338,124</b>	<b>\$ 379,614</b>	<b>\$ 389,087</b>	<b>\$ 398,795</b>	<b>\$ 408,747</b>	<b>\$ 416,921</b>



**Regional District of Okanagan Similkameen**  
**2023- 2027 Operational Financial Plan**  
**RECREATION HALL - OLIVER/C**

	2022 Budget	2023 Budget	2024 Budget	2025 Budget	2026 Budget	2027 Budget
<b>RG735, C714, BL 1347 - Assessment</b>	<b>Compliant</b>	<b>Compliant</b>	<b>Compliant</b>	<b>Compliant</b>	<b>Compliant</b>	<b>Compliant</b>
<b>Revenue</b>	<b>2.92%</b>	<b>-10.27%</b>	<b>2.94%</b>	<b>2.94%</b>	<b>2.93%</b>	<b>2.00%</b>
TAX REQUISITION	315,674	283,269	291,605	300,170	308,967	315,147
GRANT IN LIEU OF TAXES	1,440	1,440	1,462	1,484	1,506	1,536
AGREEMENT - OSOYOOS INDIAN BAND	20,404	17,641	17,906	18,174	18,447	18,816
RENTAL REVENUE - HALL	98,425	110,400	112,056	113,737	115,443	117,752
<b>\$</b>	<b>435,943</b>	<b>\$ 412,750</b>	<b>\$ 423,029</b>	<b>\$ 433,565</b>	<b>\$ 444,363</b>	<b>\$ 453,251</b>
<b>Expense</b>						
ADMINISTRATION CHARGES	6,993	10,818	11,087	11,363	11,646	11,879
OPERATIONS	351,150	390,432	400,193	410,198	420,453	428,862
INSURANCE - PROPERTY	5,500	7,605	7,757	7,912	8,070	8,232
INSURANCE - LIABILITY	3,800	3,895	3,992	4,092	4,194	4,278
TRANSFER TO RESERVE	68,500	-	-	-	-	-
<b>\$</b>	<b>435,943</b>	<b>\$ 412,750</b>	<b>\$ 423,029</b>	<b>\$ 433,565</b>	<b>\$ 444,363</b>	<b>\$ 453,251</b>




**Regional District of Okanagan Similkameen  
2023- 2027 Operational Financial Plan  
PROGRAMS - OLIVER/AREA C**

	2022 Budget	2023 Budget	2024 Budget	2025 Budget	2026 Budget	2027 Budget
<b>RG735, C714, BL 1902 - Assessment</b>	<b>Compliant</b>	<b>Compliant</b>	<b>Compliant</b>	<b>Compliant</b>	<b>Compliant</b>	<b>Compliant</b>
<b>Revenue</b>	<b>1.88%</b>	<b>-5.63%</b>	<b>3.33%</b>	<b>3.32%</b>	<b>3.30%</b>	<b>2.00%</b>
TAX REQUISITION	210,057	198,232	204,832	211,625	218,611	222,984
GRANT IN LIEU OF TAXES	1,170	1,170	1,188	1,205	1,223	1,247
AGREEMENT - OSOYOOS INDIAN BAND	13,810	12,400	12,586	12,775	12,966	13,225
USER FEES - RECREATION PROGRAMS	96,600	151,000	153,265	155,564	157,897	161,055
	<u>\$ 321,637</u>	<u>\$ 362,802</u>	<u>\$ 371,871</u>	<u>\$ 381,169</u>	<u>\$ 390,697</u>	<u>\$ 398,511</u>
<b>Expense</b>						
ADMINISTRATION CHARGES	5,015	9,509	9,746	9,990	10,240	10,445
OPERATIONS	255,522	350,218	358,973	367,948	377,146	384,689
INSURANCE - LIABILITY	3,000	3,075	3,152	3,231	3,311	3,377
TRANSFER TO RESERVE	58,100	-	-	-	-	-
	<u>\$ 321,637</u>	<u>\$ 362,802</u>	<u>\$ 371,871</u>	<u>\$ 381,169</u>	<u>\$ 390,697</u>	<u>\$ 398,511</u>




**Regional District of Okanagan Similkameen**  
**2023- 2027 Operational Financial Plan**  
**ECONOMIC DEVELOPMENT - OLIVER and AREA C**

		2022 Budget	2023 Budget	2024 Budget	2025 Budget	2026 Budget	2027 Budget
		No Limit	No Limit	No Limit	No Limit	No Limit	No Limit
BI 2361 No Limit Set							
	<b>Revenue</b>	-1.53%	-62.70%	-4.33%	-0.06%	0.00%	-0.12%
TAX REQUISITION		57,583	21,476	20,547	20,535	20,535	20,511
GRANT IN LIEU OF TAXES		1,183	1,195	1,207	1,219	1,219	1,243
PRIOR YEARS SURPLUS		(879)	(917)	-	-	-	-
		\$ 57,887	\$ 21,754	\$ 21,754	\$ 21,754	\$ 21,754	\$ 21,754
	<b>Expense</b>						
ADMINISTRATION CHARGES		1,887	754	754	754	754	754
AGREEMENT - OLIVER TOURISM		56,000	21,000	21,000	21,000	21,000	21,000
		\$ 57,887	\$ 21,754	\$ 21,754	\$ 21,754	\$ 21,754	\$ 21,754




**Regional District of Okanagan Similkameen  
2023- 2027 Operational Financial Plan  
FRANK VENABLES AUDITORIUM-OLIVER/AREA C**

		2022 Budget	2023 Budget	2024 Budget	2025 Budget	2026 Budget	2027 Budget
		Compliant	Compliant	Compliant	Compliant	Compliant	Compliant
BL 2466,2009 - Max Levy		0.00%	0.00%	0.00%	0.00%	0.00%	0.00%
	<b>Revenue</b>						
TAX REQUISITION		246,353	246,353	246,353	246,353	246,353	246,353
PRIOR YEARS SURPLUS		-	1,070	-	-	-	-
		<u>\$ 246,353</u>	<u>\$ 247,423</u>	<u>\$ 246,353</u>	<u>\$ 246,353</u>	<u>\$ 246,353</u>	<u>\$ 246,353</u>
	<b>Expense</b>						
DEBT INTEREST (Bylaw 2646/2467)		122,100	122,100	122,100	122,100	122,100	122,100
DEBT PRINCIPAL (Bylaw 2646/2467)		124,253	124,253	124,253	124,253	124,253	124,253
TRANSFER TO OPERATING RESERVE		-	1,070	-	-	-	-
		<u>\$ 246,353</u>	<u>\$ 246,353</u>	<u>\$ 246,353</u>	<u>\$ 246,353</u>	<u>\$ 246,353</u>	<u>\$ 246,353</u>




**Regional District of Okanagan Similkameen  
2023- 2027 Operational Financial Plan  
HERITAGE GRANT - AREA C**

		2022 Budget	2023 Budget	2024 Budget	2025 Budget	2026 Budget	2027 Budget
<b>RG735, C714, BL 1702 - Assessment</b>		<b>Compliant</b>	<b>Compliant</b>	<b>Compliant</b>	<b>Compliant</b>	<b>Compliant</b>	<b>Compliant</b>
<b>Revenue</b>		10.78%	7.98%	-0.70%	4.78%	2.00%	2.00%
TAX REQUISITION		177,470	191,639	190,292	199,381	203,368	207,436
PRIOR YEARS SURPLUS		871	-	-	-	-	-
		<u>\$ 178,341</u>	<u>\$ 191,639</u>	<u>\$ 190,292</u>	<u>\$ 199,381</u>	<u>\$ 203,368</u>	<u>\$ 207,436</u>
<b>Expense</b>							
ADMINISTRATION CHARGES		5,784	6,639	6,592	6,907	7,045	7,186
CONTRACT - HERITAGE SOCIETY		171,686	185,000	183,700	192,474	196,323	200,250
TRANSFER TO OPERATIONAL RESERVE		871	-	-	-	-	-
		<u>\$ 178,341</u>	<u>\$ 191,639</u>	<u>\$ 190,292</u>	<u>\$ 199,381</u>	<u>\$ 203,368</u>	<u>\$ 207,436</u>



**Regional District of Okanagan Similkameen  
2023- 2027 Operational Financial Plan  
REFUSE DISPOSAL- OLIVER & Area "C"**

	2022 Budget	2023 Budget	2024 Budget	2025 Budget	2026 Budget	2027 Budget
Bl 1695, 1996 Max Levy	<b>Compliant</b>	<b>Compliant</b>	<b>Compliant</b>	<b>Compliant</b>	<b>Compliant</b>	<b>Compliant</b>
<b>Revenue</b>	6.65%	14.32%	-19.74%	-1.49%	-1.62%	-1.77%
<b>FEES - REFUSE DISPOSAL</b>	3.50%	38.91%	0.00%	0.00%	0.00%	0.00%
TAX REQUISITION	104,302	119,240	95,698	94,274	92,749	91,110
GRANT IN LIEU OF TAXES	202	-	-	-	-	-
INEREST INCOME	-	1,555	-	-	-	-
AGREEMENT - OSOYOOS INDIAN BAND	3,000	2,738	2,738	2,738	2,738	2,738
FEES - REFUSE DISPOSAL	812,475	1,128,587	1,128,587	1,128,587	1,128,587	1,128,587
SCRAP METAL RECYCLING	15,150	108,955	75,000	75,000	75,000	75,000
MMBC REVENUE	1,545	4,300	4,300	4,300	4,300	4,300
TRANSFER FROM RESERVE	-	-	-	-	-	-
TRANSFER FROM RESERVE - CAPITAL Compost Facility	-	-	-	-	-	-
TRANSFER FROM OPERATING RESERVE	45,000	20,000	20,000	20,000	20,000	20,000
MISCELLANEOUS REVENUE	4,545	3,000	3,000	3,000	3,000	3,000
TO FUND WOOD CHIPPING EXPENSE FROM COVID FUNDS	22,000	-	-	-	-	-
Wood Chipping Revenue	10,150	-	-	-	-	-
PRIOR YEARS SURPLUS	5,000	33,419	-	-	-	-
	\$ 1,023,369	\$ 1,421,794	\$ 1,329,323	\$ 1,327,899	\$ 1,326,374	\$ 1,324,735
<b>Expense</b>						
ADMINISTRATION CHARGES	50,428	61,208	31,327	32,021	32,767	33,460
IT SUPPORT COSTS	-	3,250	3,315	3,381	3,449	3,518
EQUIPMENT MAINTENANCE	-	-	34,725	34,725	34,725	34,725
OPERATIONS	99,470	100,000	102,476	104,014	106,094	107,100
AG WOOD CHIPPING	40,600	-	-	-	-	-
CONSULTANTS	20,000	5,000	8,000	8,000	8,000	8,000
CONSULTANTS	22,000	-	-	-	-	-
CONTRACT SERVICES	-	478,000	-	-	-	-
CONTRACT SERVICES - OPERATIONS	334,950	42,000	-	-	-	-
CONTRACT SERVICES - RECYCLING	39,854	40,000	41,200	42,436	43,709	45,020
CONTRACT SERVICES WOOD WASTE	113,098	115,000	118,450	122,003	125,663	129,433
CONTRACT SERVICES - E WASTE	1,320	15,000	15,450	15,913	16,390	16,882
CONTRACT SRVCS-ASPHALT SHINGLES RECYLNG	32,480	-	-	-	-	-
EDUCATION & TRAINING	1,918	1,918	3,500	3,500	3,500	3,500
MEMBERSHIP & DUES	1,015	1,015	1,050	1,075	1,100	1,125
ENVIRONMENTAL CONTROL	7,613	7,700	7,843	7,960	8,119	8,200
ENVIRONMENTAL MONITORING	3,106	3,800	3,914	4,031	4,152	4,276
DEPRECIATION - REPLACEMENT EQUIPMENT	6,060	-	109,000	109,000	109,000	109,000
INSURANCE - PROPERTY	115	154	157	160	163	167
INSURANCE - LIABILITY	4,400	4,400	4,533	4,601	4,700	4,800
INSURANCE - ENVIRONMENTAL	5,177	-	-	-	-	-
LEGAL FEES	2,000	2,000	2,000	2,000	2,000	2,000
SUPPLIES	1,015	1,000	1,056	1,077	1,099	1,150
ADVERTISING - PUBLIC EDUCATION	3,106	1,250	1,300	1,350	1,400	1,450
TRAVEL/LEASING	3,727	3,700	7,255	7,437	7,623	7,813
UTILITIES	10,042	12,912	13,299	13,698	14,109	14,532
TRANSFER TO RESERVE CAPITAL	30,000	305,202	465,139	450,994	435,826	421,457
TRANSFER TO OPERATING RESERVE	16,600	20,000	20,000	20,000	20,000	20,000
New FTE Authorized by Board Salaries & Wages	186	12,008	145,363	145,783	146,211	146,648
SALARIES & WAGES	173,089	185,277	188,971	192,740	196,575	200,479
	\$ 1,023,369	\$ 1,421,794	\$ 1,329,323	\$ 1,327,899	\$ 1,326,374	\$ 1,324,735



**Regional District of Okanagan Similkameen**  
**2023- 2027 Operational Financial Plan**  
**VENABLES THEATRE SERVICE**

	2022 Budget	2023 Budget	2024 Budget	2025 Budget	2026 Budget	2027 Budget
<b>RG737, C714, BL 2660,2014 - Assessment</b>	<b>Compliant</b>	<b>Compliant</b>	<b>Compliant</b>	<b>Compliant</b>	<b>Compliant</b>	<b>Compliant</b>
<b>Revenue</b>	<b>2.77%</b>	<b>0.98%</b>	<b>1.50%</b>	<b>1.50%</b>	<b>1.34%</b>	<b>1.65%</b>
TAX REQUISITION	120,272	121,446	123,268	125,116	126,790	128,885
PRIOR YEAR SURPLUS	(106)	508	-	-	-	-
	<u>\$ 120,166</u>	<u>\$ 121,954</u>	<u>\$ 123,268</u>	<u>\$ 125,116</u>	<u>\$ 126,790</u>	<u>\$ 128,885</u>
<b>Expense</b>						
ADMINISTRATION CHARGES	5,166	5,546	5,629	5,713	5,790	5,885
CONTRACT SERVICES	115,000	115,900	117,639	119,403	121,000	123,000
TRANSFER TO OPERATIONAL RESERVE		508	-	-	-	-
	<u>\$ 120,166</u>	<u>\$ 121,954</u>	<u>\$ 123,268</u>	<u>\$ 125,116</u>	<u>\$ 126,790</u>	<u>\$ 128,885</u>






**Regional District of Okanagan Similkameen  
2023- 2027 Operational Financial Plan  
OKANAGAN BASIN WATER BOARD**

	2022 Budget	2023 Budget	2024 Budget	2025 Budget	2026 Budget	2027 Budget
Limit Based on Assessment	<b>Compliant</b>	<b>Compliant</b>	<b>Compliant</b>	<b>Compliant</b>	<b>Compliant</b>	<b>REVIEW SOON</b>
<b>Revenue</b>	<b>0.69%</b>	<b>3.88%</b>	<b>2.50%</b>	<b>2.50%</b>	<b>2.50%</b>	<b>2.50%</b>
TAX REQUISITION	744,014	772,867	792,189	811,994	832,294	853,101
PRIOR YEARS SURPLUS	22,258	-	-	-	-	-
	<b>\$ 766,272</b>	<b>\$ 772,867</b>	<b>\$ 792,189</b>	<b>\$ 811,994</b>	<b>\$ 832,294</b>	<b>\$ 853,101</b>
<b>Expense</b>						
ADMINISTRATION CHARGES	18,336	20,256	20,763	21,282	21,814	22,359
TRANSFER TO OPERATIONAL RESERVE	22,258	-	-	-	-	-
TRANSFER TO OBWB	725,678	752,611	771,426	790,712	810,480	830,742
	<b>\$ 766,272</b>	<b>\$ 772,867</b>	<b>\$ 792,189</b>	<b>\$ 811,994</b>	<b>\$ 832,294</b>	<b>\$ 853,101</b>



**Regional District of Okanagan Similkameen  
2023- 2027 Operational Financial Plan  
STERILE INSECT RELEASE PROGRAM**

	2022 Budget	2023 Budget	2024 Budget	2025 Budget	2026 Budget	2027 Budget
1101, 1989 Limit bases on Assessment						
<b>Revenue</b>	<b>Compliant</b>	<b>Compliant</b>	<b>Compliant</b>	<b>Compliant</b>	<b>Compliant</b>	<b>Compliant</b>
	2.13%	4.62%	3.02%	3.10%	3.09%	3.09%
TAX REQUISITION	417,731	437,012	450,231	464,194	478,558	493,333
PARCEL TAX	480,000	508,737	518,912	529,290	539,876	550,674
GRANT IN LIEU OF TAXES	4,500	4,500	4,500	4,500	4,500	4,500
PRIOR YEARS SURPLUS	4	(353)	-	-	-	-
	<b>\$ 902,235</b>	<b>\$ 949,896</b>	<b>\$ 973,643</b>	<b>\$ 997,984</b>	<b>\$ 1,022,934</b>	<b>\$ 1,048,507</b>
<b>Expense</b>						
ADMINISTRATION CHARGES	22,235	24,896	25,518	26,156	26,810	27,480
TRANSFER TO SIR	880,000	925,000	948,125	971,828	996,124	1,021,027
	<b>\$ 902,235</b>	<b>\$ 949,896</b>	<b>\$ 973,643</b>	<b>\$ 997,984</b>	<b>\$ 1,022,934</b>	<b>\$ 1,048,507</b>



**Regional District of Okanagan Similkameen  
2023- 2027 Operational Financial Plan  
MUNICIPAL FISCAL SERVICES**

	2022 Budget	2023 Budget	2024 Budget	2025 Budget	2026 Budget	2027 Budget
Not Applicable to a tax Limit	Na	Na	Na	Na	Na	Na
<b>Revenue</b>	<b>-1.17%</b>	<b>-0.07%</b>	<b>-0.22%</b>	<b>-5.06%</b>	<b>-4.58%</b>	<b>-16.61%</b>
DEBENTURE PAYMENT - PENTICTON	3,083,068	3,081,056	3,074,184	2,918,603	2,784,926	2,322,261
DEBENTURE PAYMENT - SUMMERLAND	1,786,052	2,216,420	1,789,348	1,789,348	1,389,177	1,059,323
DEBENTURE PAYMENT - OSOYOOS	672,009	672,009	621,960	621,960	621,960	621,960
DEBENTURE PAYMENT - OLIVER	532,050	910,194	910,194	883,062	660,194	569,037
DEBENTURE PAYMENT - KEREMEOS	10,015	10,015	10,015	10,015	10,015	10,015
DEBENTURE PAYMENT -PRINCETON	-	421,899	421,899	421,899	421,899	421,899
	<b>\$ 6,083,194</b>	<b>\$ 7,311,593</b>	<b>\$ 6,827,600</b>	<b>\$ 6,644,887</b>	<b>\$ 5,888,171</b>	<b>\$ 5,004,495</b>
<b>Expense</b>						
DEBT INTEREST- PENTICTON	1,177,943	1,173,970	1,165,086	1,097,036	1,086,048	941,234
DEBT INTEREST- SUMMERLAND	641,504	905,902	667,402	667,402	544,322	483,122
DEBT INTEREST- OSOYOOS	316,685	316,685	292,403	292,403	292,403	292,403
DEBT INTEREST- OLIVER	133,743	343,525	337,008	318,698	310,256	292,569
DEBT INTEREST- PRINCETON	-	286,300	286,300	286,300	286,300	286,300
DEBT INTEREST- KEREMEOS	4,845	4,845	4,845	4,845	4,845	4,845
DEBT PRINCIPAL- PENTICTON	1,905,125	1,907,086	1,909,098	1,821,567	1,698,878	1,381,027
DEBT PRINCIPAL- SUMMERLAND	1,144,548	1,310,518	1,121,946	1,121,946	844,855	576,201
DEBT PRINCIPAL- OSOYOOS	355,324	355,324	329,557	329,557	329,557	329,557
DEBT PRINCIPAL- OLIVER	398,307	566,669	573,186	564,364	349,938	276,468
DEBT PRINCIPAL- PRINCETON	-	135,599	135,599	135,599	135,599	135,599
DEBT PRINCIPAL- KEREMEOS	5,170	5,170	5,170	5,170	5,170	5,170
	<b>\$ 6,083,194</b>	<b>\$ 7,311,593</b>	<b>\$ 6,827,600</b>	<b>\$ 6,644,887</b>	<b>\$ 5,888,171</b>	<b>\$ 5,004,495</b>



**Regional District of Okanagan Similkameen  
2023- 2027 Operational Financial Plan  
STERILE INSECT RELEASE PROGRAM**

	2022 Budget	2023 Budget	2024 Budget	2025 Budget	2026 Budget	2027 Budget
1101, 1989 Limit bases on Assessment						
<b>Revenue</b>	<b>Compliant</b>	<b>Compliant</b>	<b>Compliant</b>	<b>Compliant</b>	<b>Compliant</b>	<b>Compliant</b>
	2.13%	4.62%	3.02%	3.10%	3.09%	3.09%
TAX REQUISITION	417,731	437,012	450,231	464,194	478,558	493,333
PARCEL TAX	480,000	508,737	518,912	529,290	539,876	550,674
GRANT IN LIEU OF TAXES	4,500	4,500	4,500	4,500	4,500	4,500
PRIOR YEARS SURPLUS	4	(353)	-	-	-	-
	<b>\$ 902,235</b>	<b>\$ 949,896</b>	<b>\$ 973,643</b>	<b>\$ 997,984</b>	<b>\$ 1,022,934</b>	<b>\$ 1,048,507</b>
<b>Expense</b>						
ADMINISTRATION CHARGES	22,235	24,896	25,518	26,156	26,810	27,480
TRANSFER TO SIR	880,000	925,000	948,125	971,828	996,124	1,021,027
	<b>\$ 902,235</b>	<b>\$ 949,896</b>	<b>\$ 973,643</b>	<b>\$ 997,984</b>	<b>\$ 1,022,934</b>	<b>\$ 1,048,507</b>