


Schedule “F.8”



REGIONAL DISTRICT OF OKANAGAN- SIMILKAMEEN

2023 – 2027 Draft Budget

Individual Requisitions

Electoral Area “A”

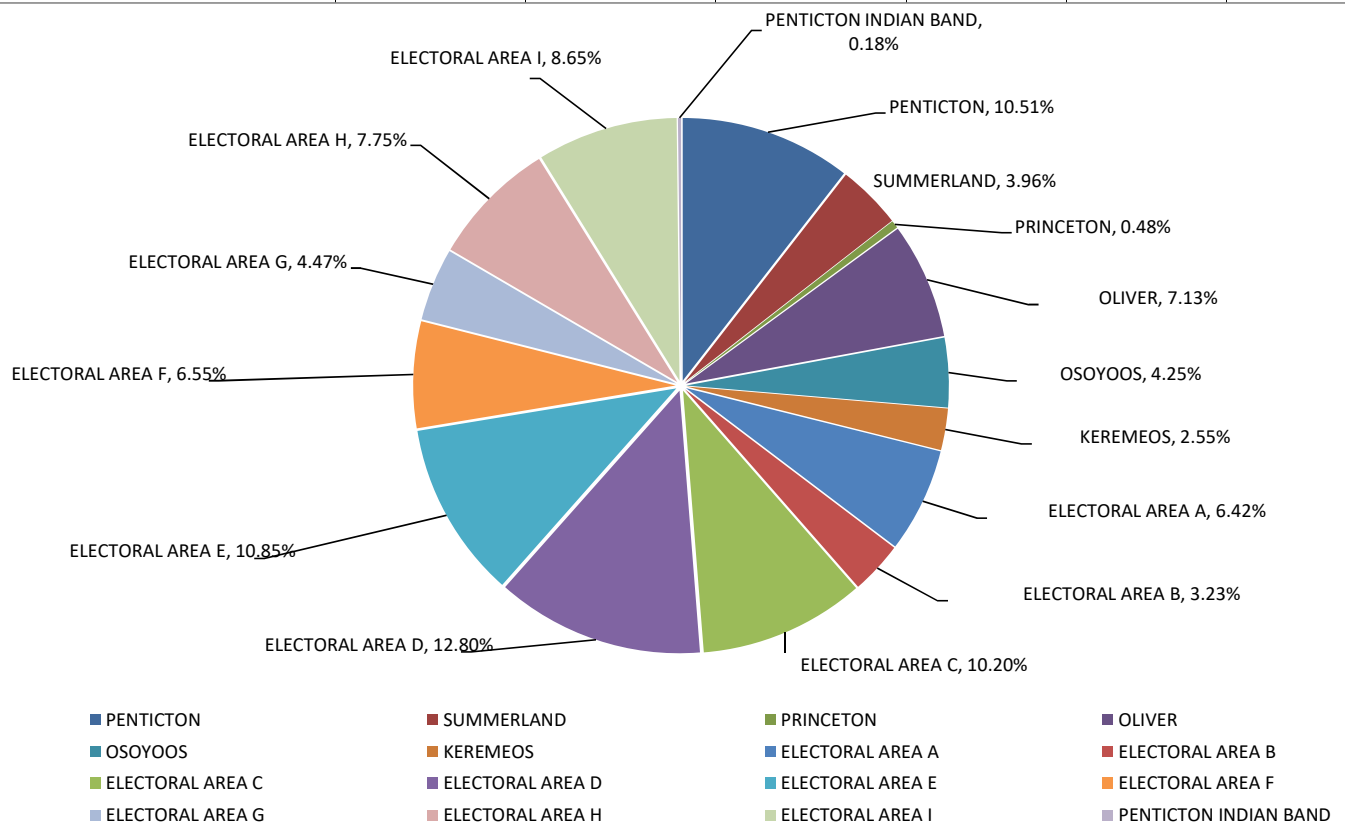
Included in this Schedule:

- Summary of Tax Requisitions Listing all Jurisdictions
- Detail by Specific Jurisdictions
- Comparison of Tax Requisition by Municipality and Electoral Area
- Individual RDOS Portion of Tax per Various Property Values*
- 2023 – 2027 Operating Budget Which Affect Only the Member Municipality/Electoral Area
- Capital Projects which Electoral Area “A” Contributed Funds (if Applicable)

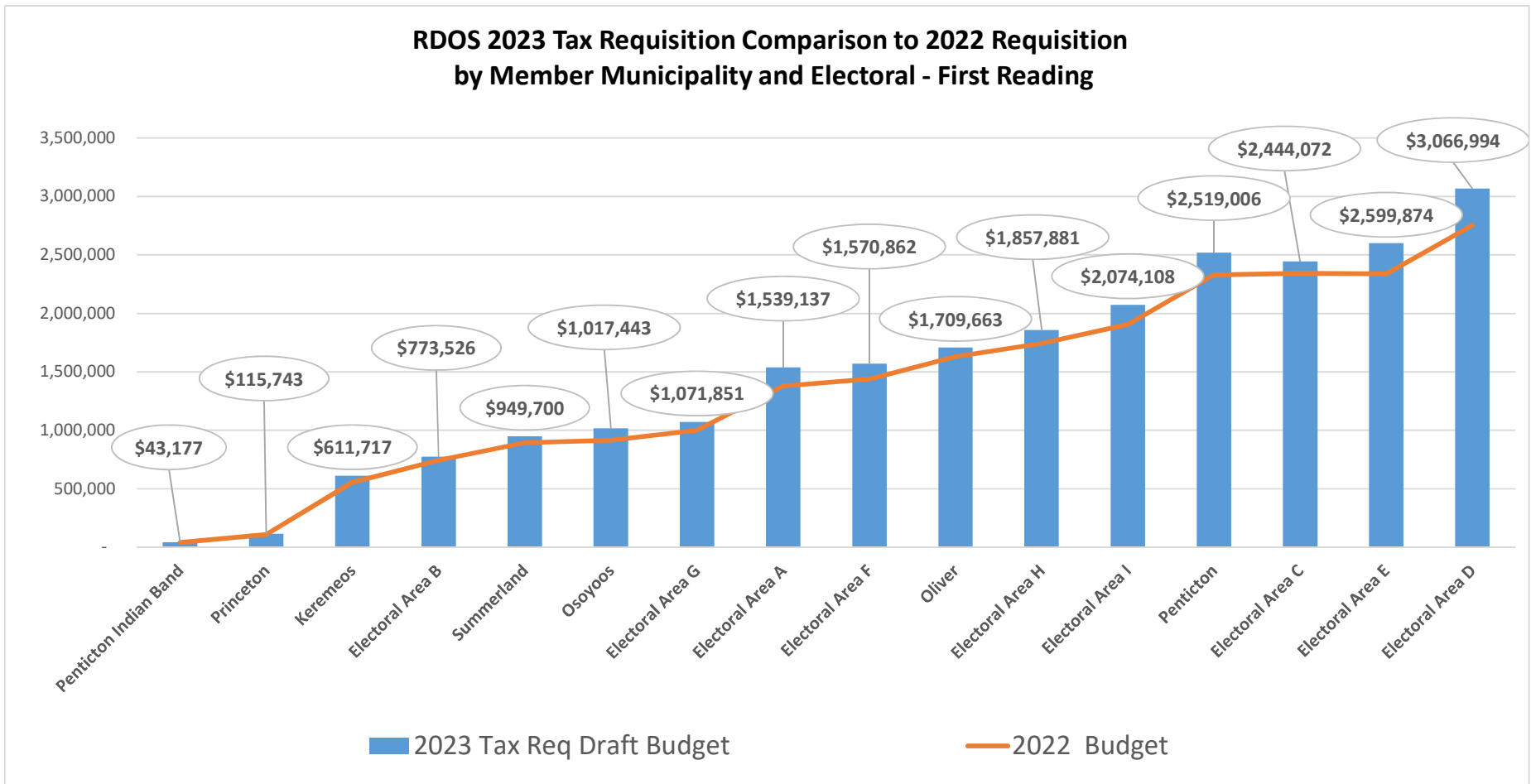
*This Comparison is a Weighted Average

**REGIONAL DISTRICT OKANAGAN-SIMILKAMEEN
2023 TOTAL REQUISITION SUMMARY**

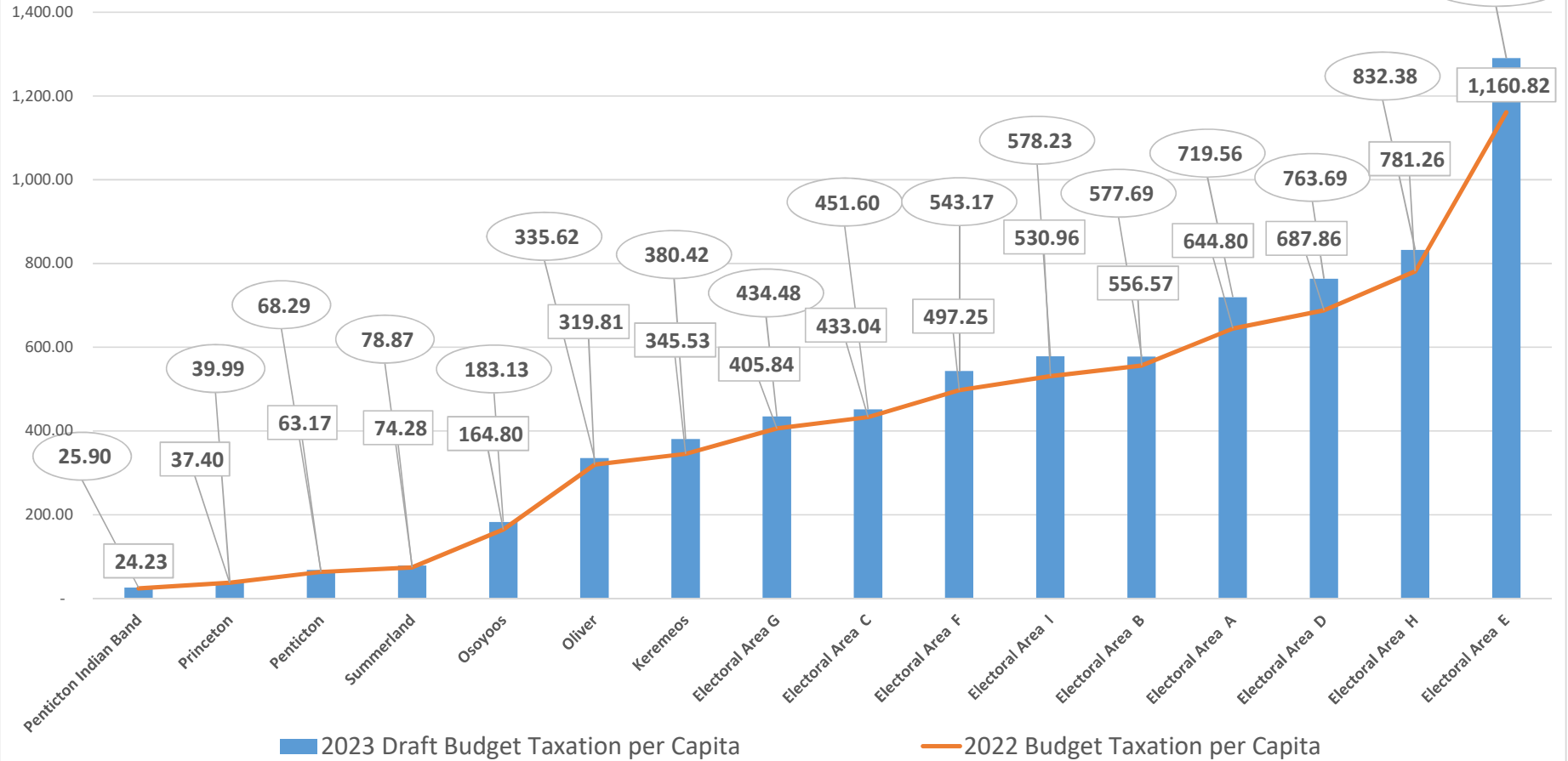
	<u>2023</u>	<u>2022</u>	<u>\$ Change</u>	<u>% Change</u>	<u>Est. 2023 Non-Market Growth %</u>	<u>Net Change %</u>
PENTICTON	\$ 2,519,006	\$ 2,330,139	\$ 188,867	8.11%	1.37%	6.74%
SUMMERLAND	949,700	894,516	55,184	6.17%	1.40%	4.77%
PRINCETON	115,743	108,247	7,496	6.92%	2.91%	4.01%
OLIVER	1,709,663	1,629,089	80,574	4.95%	0.82%	4.13%
OSOYOOS	1,017,443	915,621	101,822	11.12%	0.61%	10.51%
KEREMEOS	611,717	555,620	56,097	10.10%	0.30%	9.80%
	6,923,271	6,433,232	490,039	7.62%		
PENTICTON INDIAN BAND	43,177	40,398	2,779	6.88%		
ELECTORAL AREA A	1,539,137	1,379,229	159,908	11.59%	2.11%	9.48%
ELECTORAL AREA B	773,526	745,248	28,278	3.79%	2.00%	1.79%
ELECTORAL AREA C	2,444,072	2,343,591	100,481	4.29%	0.56%	3.73%
ELECTORAL AREA D	3,066,994	2,762,446	304,548	11.02%	1.82%	9.20%
ELECTORAL AREA E	2,599,874	2,339,046	260,828	11.15%	3.10%	8.05%
ELECTORAL AREA F	1,570,862	1,438,057	132,805	9.24%	0.67%	8.57%
ELECTORAL AREA G	1,071,851	1,001,203	70,648	7.06%	1.50%	5.56%
ELECTORAL AREA H	1,857,881	1,743,778	114,103	6.54%	2.19%	4.35%
ELECTORAL AREA I	2,074,108	1,904,560	169,548	8.90%	1.05%	7.85%
	16,998,305	15,657,158	1,341,147	8.57%		
TOTAL TAX REQUISITION FOR ALL BUDGETS	\$ 23,964,753	\$ 22,130,788	\$ 1,833,965	8.29%		



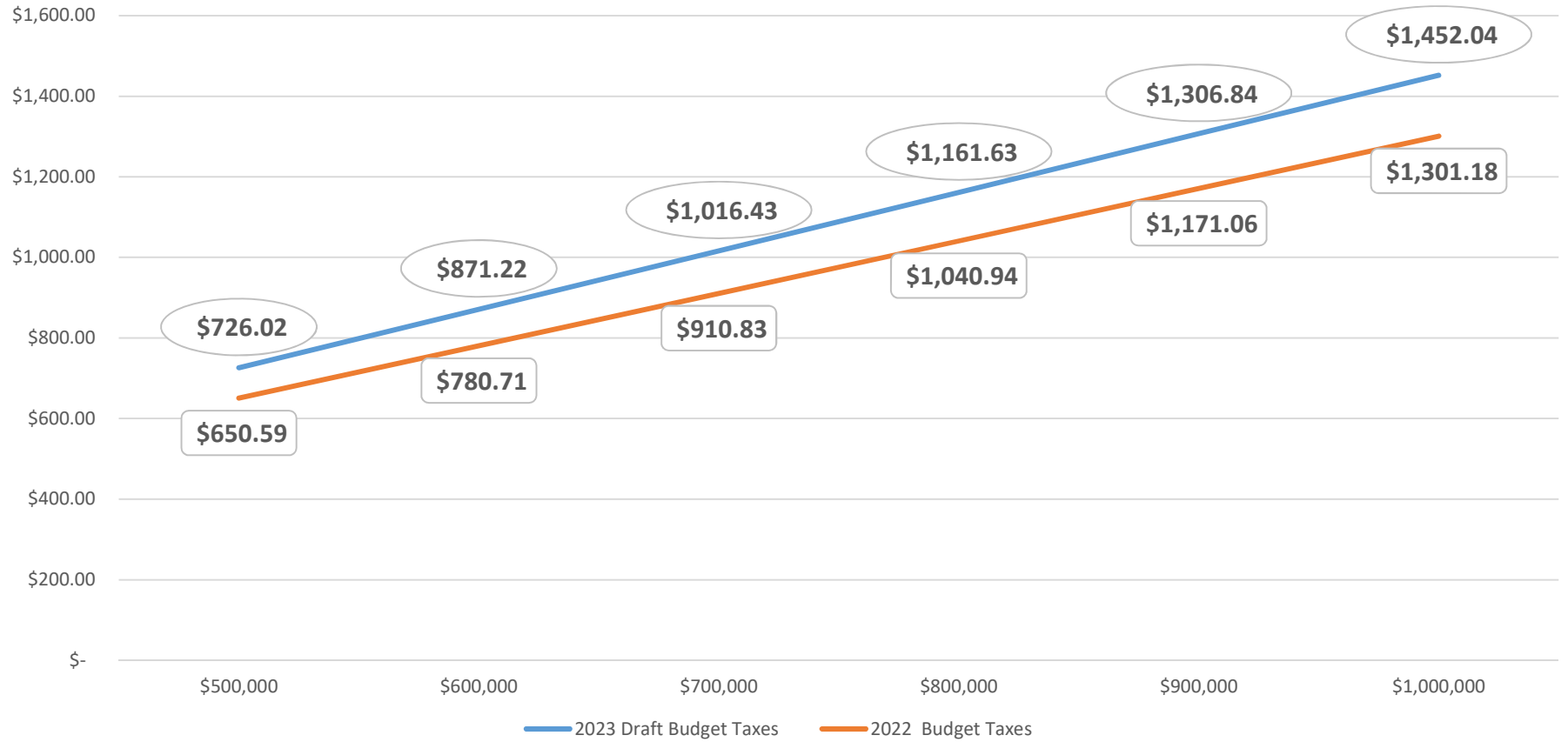
RDOS 2023 Tax Requisition Comparison to 2022 Requisition by Member Municipality and Electoral - First Reading



RDOS 2023 Taxation Per Capita Comparison to 2022 by Member Municipality and Electoral Area First Reading



RDOS 2023 Tax Requisition as at First Reading - Comparison for Various Property Values Electoral Area "A"



REGIONAL DISTRICT OKANAGAN-SIMILKAMEEN
2023 Budget Comparative Requisition

<u>Page</u>	<u>Dept #</u>		<u>2023</u>	<u>2022</u>	<u>NET</u> <u>CHANGE</u>	<u>%</u> <u>CHANGE</u>
<u>ELECTORAL AREA A (OSOYOOS RURAL)</u>						
<u>Participating Directors determine budget by weighted vote</u>						
87	0400	911 EMERGENCY CALL SYSTEM - Improvements Only	\$ 33,445	\$ 30,805	\$ 2,640	
106	9200	ANIMAL CONTROL	17,850	17,117	733	
107	2500	BUILDING INSPECTION	51,315	46,231	5,084	
109	5500	DESTRUCTION OF PESTS	689	685	4	
118	0300	ELECTORAL AREA ADMINISTRATION	294,253	253,421	40,832	
119	5000	ELECTORAL AREA PLANNING	146,401	126,461	19,940	
88	0410	EMERGENCY PLANNING	11,687	11,607	80	
89	5010	ENVIRONMENTAL CONSERVATION	17,833	17,839	(6)	
92	0100	GENERAL GOVERNMENT	51,327	48,265	3,062	
22	7890	HERITAGE (Subregional)	-	89	(89)	
95	4250	ILLEGAL DUMPING	1,161	1,150	11	
96	0200	INVASIVE SPECIES (formerly Noxious Weeds)	2,076	2,047	29	
129	5700	MOSQUITO CONTROL	5,993	7,468	(1,475)	
99	5550	NUISANCE CONTROL	838	836	2	
117	9390	REGIONAL ECONOMIC DEVELOPMENT (Okanagan Film Comm)	1,173	1,170	3	
101	5020	REGIONAL GROWTH STRATEGY (Subregional)	1,631	1,498	133	
102	7720	REGIONAL TRAILS	14,023	12,848	1,175	
103	8200	REGIONAL TRANSIT	7,735	7,063	672	
104	4300	SOLID WASTE MANAGEMENT PLAN	8,925	8,151	774	
146	4200	SUBDIVISION SERVICING	4,228	15,323	(11,095)	
148	8600	TRANSIT - SOUTH OKANAGAN	16,904	16,372	532	
Subtotal			689,487	626,446	63,041	10.06%
<u>Regional Director & Town of Osoyoos determine budget</u>						
44	7050	ARENA	171,250	147,662	23,588	
26	7865	MUSEUM - Land & Building Acquisition (Parcel Tax for Debt Servicing)	23,030	20,032	2,998	
Subtotal			194,280	167,694	26,586	15.85%
<u>Regional Director determines budget</u>						
17	8800	CEMETERY	1,036	1,034	2	
13	7870	COMMUNITY PARKS	66,598	34,735	31,863	
114	9300	ECONOMIC DEVELOPMENT	11,893	11,873	20	
120	7990	GRANT IN AID	3,519	2,574	945	
25	7860	MUSEUM SERVICE	15,136	17,102	(1,966)	
35	7510	RECREATION SERVICES	72,815	72,158	657	
82	3200	REFUSE DISPOSAL	-	1,202	(1,202)	
136	0310	RURAL PROJECTS	7,923	7,766	157	
10	0415	VICTIM SERVICES	5,135	5,168	(33)	
Subtotal			184,055	153,612	30,443	19.82%
<u>Requisitions from Other Multi-Regional Boards</u>						
135	9900	OKANAGAN REGIONAL LIBRARY	117,506	114,157	3,349	
100	6500	OKANAGAN BASIN WATER BOARD - Defined Area N714	26,290	25,308	982	
105	6000	STERILE INSECT RELEASE PROGRAM - Land Only	11,983	11,842	141	
105	6000	STERILE INSECT RELEASE PROGRAM - Parcel Tax	25,914	25,406	508	
Subtotal			181,693	176,713	4,980	2.82%
TOTAL			\$ 1,249,515	\$ 1,124,465	\$ 125,050	11.12%
Average Res Tax Rate/\$1000			\$ 1.20635	\$ 1.08422	\$ 0.12213	
Average Taxes per Res Property			\$ 863.16	\$ 775.77	\$ 87.39	
<u>Service Areas</u>						
1	1800	ANARCHIST MT FIRE DEPT (Regional Director determines budget)	274,107	239,164	34,943	14.61%
53	3810	NORTHWEST SEWER (Debt Servicing)	15,600	15,600	-	0.00%



**Regional District of Okanagan Similkameen
2023- 2027 Operational Financial Plan
911 EMERGENCY CALL SYSTEM**

	2022 Budget	2023 Budget	2024 Budget	2025 Budget	2026 Budget	2027 Budget
BI 1095 & 1096 - No Tax Limit	No Tax Limit	No Tax Limit	No Tax Limit	No Tax Limit	No Tax Limit	No Tax Limit
Revenue	5.21%	8.54%	12.05%	1.50%	1.51%	1.73%
TAX REQUISITION	987,969	1,072,327	1,201,501	1,219,511	1,237,880	1,259,302
GRANT IN LIEU OF TAXES	1,861	1,880	1,899	1,918	2,000	2,050
PRIOR YEARS SURPLUS	116,656	21,550	-	-	-	-
	\$ 1,106,486	\$ 1,095,757	\$ 1,203,400	\$ 1,221,429	\$ 1,239,880	\$ 1,261,352
Expense						
ADMINISTRATION CHARGES	27,237	31,103	31,708	32,325	32,958	33,694
SITE & RADIO MAINTENANCE - ANNUAL CONTRACTS	22,721	25,486	25,613	25,741	25,870	25,999
UNSCHEDULED MTNCE - FIREHALLS	10,328	10,483	10,640	10,799	10,990	11,265
UNSCHEDULED MAINTENANCE - TOWERS	15,225	15,453	15,685	15,920	16,200	16,605
OPERATIONS	-	-	-	-	-	-
OP - EQPT RENTAL - TRANSMITTER LEASE & M	73,250	78,873	79,267	79,663	80,061	82,063
CONTRACTS - CENTRAL FIRE Dispatch	361,400	377,733	387,176	396,856	406,777	416,946
CONTRACTS - Animal Lifeline Emergency Response	-	-	-	-	-	-
CONTRACTS - OTHER RD - CORD - CENTRAL DI	166,108	194,011	197,891	201,849	205,886	210,004
CAPITAL EXPENDITURES	-	-	-	-	-	-
INSURANCE - PROPERTY	-	9,710	9,904	10,102	10,304	10,510
INSURANCE - LIABILITY	4,685	5,500	5,638	5,778	5,923	6,071
LEGAL FEES	3,000	3,000	3,000	3,000	3,000	3,000
UHF AND VHF RADIO LICENSES	15,492	15,724	15,960	16,200	16,400	16,810
UTILITIES - TELEPHONE	24,868	24,992	25,117	25,243	25,369	26,003
DEBT INTEREST (Bylaw 2780/2723)	36,225	47,256	47,256	47,256	47,256	47,256
DEBT PRINCIPAL (Bylaw 2780/2723)	42,798	130,864	130,864	130,864	130,864	130,864
TRANSFER TO RESERVE CAPITAL	75,000	5,000	75,000	75,000	75,000	75,000
TRANSFER TO RESERVES RE INTEREST	102	103	105	106	100	103
TRANSFER TO OPERATING RESERVE	116,656	5,000	25,000	25,000	25,000	25,000
CONTINGENCY	12,180	10,000	10,000	10,000	10,000	10,000
SALARIES & WAGES	99,211	105,466	107,576	109,727	111,922	114,159
	\$ 1,106,486	\$ 1,095,757	\$ 1,203,400	\$ 1,221,429	\$ 1,239,880	\$ 1,261,352



**Regional District of Okanagan Similkameen
2023- 2027 Operational Financial Plan
ANIMAL CONTROL - A,B,C,D,E,F,G,H,I**

	2022 Budget	2023 Budget	2024 Budget	2025 Budget	2026 Budget	2027 Budget
2775, 2017 No Limit	No Limit	No Limit	No Limit	No Limit	No Limit	No Limit
Revenue	8.30%	4.27%	-0.58%	1.20%	1.46%	2.02%
TAX REQUISITION - ALL AREAS	133,172	138,862	138,059	139,718	141,751	144,615
GRANT IN LIEU OF TAXES	505	510	515	520	525	536
ENFORCEMENT FEES	5,000	6,121	6,182	6,244	6,369	6,496
IMPOUND FEES	2,000	1,010	1,030	1,041	1,062	1,083
LICENSING REVENUE	20,000	20,402	20,606	20,812	21,228	21,653
TRANSFER FROM OPERATIONAL RESERVES	2,000	-	-	-	-	-
PRIOR YEARS SURPLUS	184	-	-	-	-	-
\$	162,861	\$ 166,905	\$ 166,392	\$ 168,335	\$ 170,935	\$ 174,383
Expense	6,993	7,621	7,598	7,687	7,805	7,963
ADMINISTRATION CHARGES	35,488	37,808	35,491	35,491	35,491	36,201
BYLAW ENFORCEMENT ALLOCATION	17,255	17,514	17,777	18,043	18,495	18,865
FACILITIES RENTAL - KENNEL	97,440	98,902	100,385	101,891	103,829	105,906
CONTRACTS - ANIMAL CONTROL	184	-	-	-	-	-
TRANSFER TO OPERATIONAL RESERVE	2,000	2,000	2,000	2,000	2,000	2,040
LEGAL FEES	2,000	2,060	2,091	2,123	2,165	2,208
SUPPLIES	1,500	1,000	1,050	1,100	1,150	1,200
ADVERTISING						
\$	162,861	\$ 166,905	\$ 166,392	\$ 168,335	\$ 170,935	\$ 174,383



**Regional District of Okanagan Similkameen
2023- 2027 Operational Financial Plan
BUILDING INSPECTION**

	2022 Budget	2023 Budget	2024 Budget	2025 Budget	2026 Budget	2027 Budget
2132, 2002 - No Limit	No Limit	No Limit	No Limit	No Limit	No Limit	No Limit
Revenue	5.87%	1.96%	6.07%	1.55%	1.91%	1.84%
TAX REQUISITION	326,719	333,139	353,374	358,838	365,688	372,423
GRANT IN LIEU OF TAXES	1,818	1,836	1,855	1,873	1,901	1,939
FEE FOR SERVICE	30,000	30,603	30,909	31,218	31,686	32,320
ENFORCEMENT FEES	2,500	2,550	2,576	2,602	2,641	2,694
BUILDING PERMITS	750,438	743,389	757,809	769,378	784,662	800,355
TRANSFER FROM OPERATIONAL RESERVE	-	35,000	-	-	-	-
MISCELLANEOUS REVENUE	13,000	13,591	13,727	13,864	14,141	14,424
PRIOR YEARS SURPLUS	108,308	289,036	-	-	-	-
	\$ 1,232,783	\$ 1,449,144	\$ 1,160,250	\$ 1,177,773	\$ 1,200,719	\$ 1,224,155
Expense						
ADMINISTRATION CHARGES	55,877	63,179	63,131	64,311	65,563	66,841
OPERATIONS - FACILITIES RENTALS	6,000	6,181	6,274	6,368	6,495	6,625
CONTRACTS	-	20,000	-	-	-	-
EDUCATION & TRAINING	12,000	12,363	12,548	12,736	12,991	13,251
DEPRECIATION	15,225	15,453	15,685	15,920	16,238	16,563
PURCHASE OF AVOCET SOFTWARE (CWF)	-	-	-	-	-	-
EQUIPMENT	17,300	21,452	21,774	22,101	22,543	22,994
INSURANCE - LIABILITY	45,328	46,008	46,698	47,398	48,346	49,313
LEGAL FEES	30,000	30,907	31,307	31,841	32,478	33,128
SUPPLIES	5,000	5,151	5,228	5,307	5,413	5,521
ADVERTISING	2,000	2,060	2,091	2,123	2,165	2,208
TRAVEL/LEASING	35,525	36,058	36,599	37,148	37,892	38,650
UTILITIES - TELEPHONE	11,165	11,332	11,502	11,675	11,909	12,147
TRANSFER TO OPERATIONAL RESERVE	166,539	314,188	25,908	22,289	22,735	23,190
OTHER EXPENSES	5,075	5,151	5,228	5,307	5,413	5,521
SALARIES & WAGES	825,749	859,661	876,277	893,249	910,538	928,203
	\$ 1,232,783	\$ 1,449,144	\$ 1,160,250	\$ 1,177,773	\$ 1,200,719	\$ 1,224,155



**Regional District of Okanagan Similkameen
2023- 2027 Operational Financial Plan
DESTRUCTION OF PESTS**

	2022 Budget	2023 Budget	2024 Budget	2025 Budget	2026 Budget	2027 Budget
Sec 767(5), SLP May 2,1967 - Based on Assessment						
Revenue	Compliant	Compliant	Compliant	Compliant	Compliant	Compliant
	0.68%	0.65%	0.50%	0.37%	1.06%	1.05%
TAX REQUISITION	5,327	5,362	5,389	5,409	5,466	5,523
CONTRACT - OLIVER	270	275	282	289	296	303
CONTRACT - VILLAGE OF KEREMEOS	270	275	282	289	296	303
TRANSFER FROM OPERATING RESERVE	100	100	100	100	100	100
	\$ 5,967	\$ 6,012	\$ 6,053	\$ 6,087	\$ 6,158	\$ 6,229
Expense						
ADMINISTRATION CHARGES	191	201	204	207	210	212
OPERATIONS - HEALTH & SAFETY	102	52	53	54	55	56
CONTRACT SERVICES - SPRAYING	1,523	2,500	2,525	2,550	2,576	2,602
EDUCATION & TRAINING	254	259	264	269	274	279
INSURANCE - LIABILITY	19	19	19	19	19	-
SUPPLIES	100	50	51	52	53	54
ADVERTISING	500	200	202	204	207	209
TRAVEL/LEASING	254	250	255	260	265	270
TRANSFER TO OPERATIONAL RESERVES	100	220	175	120	100	100
SALARIES & WAGES	2,924	2,261	2,305	2,352	2,399	2,447
	\$ 5,967	\$ 6,012	\$ 6,053	\$ 6,087	\$ 6,158	\$ 6,229




**Regional District of Okanagan Similkameen
2023- 2027 Operational Financial Plan
ELECTORAL AREA ADMINISTRATION**

	2022 Budget		2023 Budget		2024 Budget		2025 Budget		2026 Budget		2027 Budget	
SLP, 1966 - No Tax Limit	No Limit		No Limit		No Limit		No Limit		No Limit		No Limit	
Revenue	8.33%		16.10%		3.17%		2.22%		2.21%		2.19%	
TAX REQUISITION - ALL AREAS	2,291,263		2,660,247		2,744,616		2,805,526		2,867,434		2,930,308	
GRANT IN LIEU OF TAXES	5,050		5,100		5,150		5,200		5,250		5,300	
TRANSFER FROM OPERATIONAL RESERVES	95,000		-		-		-		-		-	
PROVINCIAL GRANTS	168,300		168,300		168,300		168,300		168,300		168,300	
MISCELLANEOUS REVENUE	85,600		80,000		80,000		80,000		80,000		80,000	
HR SERVICES REVENUE	-		-		-		-		-		-	
PRIOR YEARS SURPLUS	26,920		14,454		-		-		-		-	
	\$ 2,672,133		\$ 2,928,101		\$ 2,998,066		\$ 3,059,026		\$ 3,120,984		\$ 3,183,908	
Expense												
HONORARIUMS - DIRECTORS	166,964		181,000		185,050		189,160		193,200		197,306	
ADMINISTRATION CHARGES	138,629		164,148		167,502		170,942		174,439		177,990	
MEMBERSHIP & DUES	15,530		19,000		19,500		20,000		20,500		21,000	
VEHICLE DEPRECIATION	5,075		5,000		5,000		5,000		5,000		5,000	
EQUIPMENT	7,613		7,000		8,000		9,000		10,000		11,000	
LEGAL FEES	2,588		2,500		2,600		2,700		2,800		2,900	
SUPPLIES	278		300		350		400		450		500	
UTILITIES - TELEPHONE	10,771		10,000		10,500		11,000		11,500		12,000	
TRANSFER TO RESERVE	26,920		-		-		-		-		-	
TRANSFER TO OPERATIONAL RESERVE	25,000		14,454		25,000		25,000		25,000		25,000	
CONTINGENCY	1,543		1,500		1,500		1,500		1,500		1,500	
SALARIES & WAGES	29,316		171,817		174,827		178,355		181,953		185,625	
SALARIES & WAGES	2,241,906		2,351,382		2,398,237		2,445,969		2,494,642		2,544,087	
	\$ 2,672,133		\$ 2,928,101		\$ 2,998,066		\$ 3,059,026		\$ 3,120,984		\$ 3,183,908	



**Regional District of Okanagan Similkameen
2023- 2027 Operational Financial Plan
ELECTORAL AREA PLANNING**


	2022 Budget		2023 Budget		2024 Budget		2025 Budget		2026 Budget		2027 Budget	
	No Limit		No Limit		No Limit		No Limit		No Limit		No Limit	
LGA Part 26 - No Tax Limit												
Revenue												
		8.37%		15.76%		-0.06%		1.69%		1.70%		-3.61%
TAX REQUISITION	1,143,380		1,323,562		1,322,759		1,345,166		1,368,071		1,318,647	
COVID FUNDS USED TO FUND STAFF WAGES	92,108		-		-		-		-		-	
DEVELOPMENT APPLICATION FEES	65,000		100,000		105,000		110,000		115,000		120,000	
TRANSFER FROM OPERATING RESERVE	55,000		30,000		-		-		-		-	
PRIOR YEARS SURPLUS	57,424		-		-		-		-		-	
	\$ 1,412,912		\$ 1,453,562		\$ 1,427,759		\$ 1,455,166		\$ 1,483,071		\$ 1,438,647	
Expense												
BOARD OF VARIANCE	750		769		788		808		828		900	
APC EXPENSES	1,500		1,538		1,576		1,615		1,655		2,000	
ADMINISTRATION CHARGES	67,167		77,581		76,042		77,503		78,991		80,061	
BYLAW ENFORCEMENT ALLOCATION	156,146		166,352		164,060		168,162		172,366		173,000	
ADDITIONAL STAFF WAGES FUNDED FROM COVID	92,108		-		-		-		-		-	
CONSULTANTS	-		100,000		100,000		100,000		100,000		100,000	
CONSULTANTS	100,000		-		-		-		-		-	
CONSULTANTS AREA "G" OCP	55,000		-		-		-		-		-	
PLANNING REFERRALS TO SUBDIVISION SERVICING			20,000		20,000		20,000		20,000		20,000	
CONTRACT SERVICES	10,000		35,000		15,500		16,000		16,500		17,000	
EDUCATION & TRAINING	10,000		10,250		10,506		10,769		11,038		12,000	
ENVIRONMENTAL PROJECTS	10,000		10,000		10,000		10,000		10,000		10,000	
EQUIPMENT	17,600		18,040		18,491		18,953		19,427		20,000	
INSURANCE - LIABILITY	8,275		8,482		8,694		8,911		9,134		9,200	
LEGAL FEES	40,000		41,000		42,025		43,076		44,153		45,000	
LEGAL FEES - COVENANT REGISTRATIONS	5,000		7,000		7,100		7,200		7,300		7,400	
SUPPLIES	9,000		9,000		9,100		9,200		9,300		9,400	
ADVERTISING	30,000		20,000		20,500		21,000		21,500		22,000	
TRAVEL/LEASING	4,000		4,100		4,203		4,308		4,416		4,500	
UTILITIES - TELEPHONE	850		1,000		1,100		1,200		1,300		1,400	
TRANSFER TO OPERATING RESERVE	57,424		58,860		60,332		61,840		63,386		-	
CONTINGENCY	4,000		4,100		4,203		4,308		4,416		-	
SALARIES & WAGES	734,092		836,962		853,539		870,313		887,361		904,786	
SALARIES & WAGES			23,529		-		-		-		-	
	\$ 1,412,912		\$ 1,453,562		\$ 1,427,759		\$ 1,455,166		\$ 1,483,071		\$ 1,438,647	



**Regional District of Okanagan Similkameen
2023- 2027 Operational Financial Plan
EMERGENCY PLANNING**


17,165

	2022 Budget	2023 Budget	2024 Budget	2025 Budget	2026 Budget	2027 Budget
BL 2322, 2004 - No Tax Limit	No Tax Limit	No Tax Limit	No Tax Limit	No Tax Limit	No Tax Limit	No Tax Limit
Revenue	44.32%	0.58%	7.29%	-0.96%	1.52%	1.54%
TAX REQUISITION	365,474	367,579	394,375	390,606	396,537	402,654
GRANT IN LIEU OF TAXES	544	550	555	561	570	575
TRANSFER FROM OPERATING RESERVE	32,000	60,000	-	-	-	-
PROVINCIAL GRANTS (Carry Forward)	798,200	1,266,103	-	-	-	-
PRIOR YEARS SURPLUS	36,096	40,560	-	-	-	-
	\$ 1,232,314	\$ 1,734,792	\$ 394,930	\$ 391,167	\$ 397,107	\$ 403,229
Expense						
HONORARIUMS	7,050	7,085	7,120	7,156	7,192	7,228
ADMINISTRATION CHARGES	51,424	56,894	15,799	16,057	16,320	16,591
IT SUPPORT COSTS		3,500	3,570	3,641	3,714	3,789
UBCM CEPT - EOC TOOLS AND TRAINING GRANT CWF	133,800	-	-	-	-	-
UBCM CEPF - EMERGENCY SUPPORT SERVICES GRANT CWF	25,000	89,750	-	-	-	-
UBCM CRI - FIRESMART GRANT STREAM 1 (OPERATIONS CWF)	565,400	355,038	-	-	-	-
UBCM CRI - FIRESMART GRANT STREAM 3 (STAFFING)	74,000	-	-	-	-	-
EOC SANDBAG OPERATIONS	-	15,000	15,000	15,000	15,000	15,000
UBCM - CRI - FIRESMART GRANT STREAM (STAFFING) 2022 GRANT	-	406,020	-	-	-	-
UBCM - CRI - FIRESMART GRANT STREAM (STAFFING) 2022 GRANT	-	98,130	-	-	-	-
UBCM CEPR HEAT PREPAREDNESS CWF	-	300,000	-	-	-	-
AGREEMENT - REGIONAL SEARCH & RESCUE	65,000	71,500	72,930	74,389	75,876	77,394
Operational Support Animal Emergency Response	10,000	10,000	10,050	10,100	10,151	10,262
Review of Emergency Program	60,000	60,000	-	-	-	-
EDUCATION & TRAINING	25,375	25,502	25,630	25,758	25,887	26,016
VEHICLE DEPRECIATION	-	7,000	7,000	7,000	7,000	7,000
EQUIPMENT	14,730	5,239	5,318	5,398	5,480	5,564
INSURANCE - LIABILITY	3,531	3,000	3,060	3,121	3,184	3,247
INSURANCE - VEHICLE	552	900	918	936	955	974
Legal Fees	1,000	1,000	1,000	1,000	1,000	1,000
SUPPLIES	1,500	1,500	1,508	1,516	1,524	1,532
EOC SUPPLIES	-	10,000	10,200	10,404	10,612	10,824
SUPPLIES - MEALS	508	1,000	1,020	1,040	1,061	1,082
TRAVEL/LEASING	4,000	7,000	7,140	7,283	7,428	7,577
UTILITIES - TELEPHONE	4,000	4,020	4,040	4,060	4,080	4,100
TRANSFER TO OPERATING RESERVE -	36,096	40,560	45,368	35,880	35,990	36,101
EMERGENCY SOCIAL SERVICES	20,000	15,000	15,300	15,606	15,918	16,236
SALARIES & WAGES	125,348	136,154	138,879	141,659	144,490	147,382
	\$ 1,232,314	\$ 1,734,792	\$ 394,930	\$ 391,167	\$ 397,107	\$ 403,229



Regional District of Okanagan Similkameen
2023- 2027 Operational Financial Plan
ENVIRONMENTAL CONSERVATION


	2022 Budget	2023 Budget	2024 Budget	2025 Budget	2026 Budget	2027 Budget
RG 734, RG735 C714,z714,714i,714D, 714A 714C 718E 555,BL 2690, 2	Compliant	Compliant	Compliant	Compliant	Compliant	Compliant
Revenue	27.53%	-0.04%	0.00%	0.00%	0.00%	0.00%
TAX REQUISITION	450,093	449,919	449,919	449,919	449,919	449,919
PRIOR YEARS SURPLUS	18,762	-	-	-	-	-
	\$ 468,855	\$ 449,919	\$ 449,919	\$ 449,919	\$ 449,919	\$ 449,919
Expense						
ADMINISTRATION CHARGE	11,555	11,792	11,792	11,792	11,792	11,792
OPERATIONS	39,000	39,585	40,179	40,781	41,393	42,221
GRANTS	418,300	398,542	397,948	397,346	396,734	395,906
	\$ 468,855	\$ 449,919	\$ 449,919	\$ 449,919	\$ 449,919	\$ 449,919



**Regional District of Okanagan Similkameen
2023- 2027 Operational Financial Plan
GENERAL GOVERNMENT**


248904

	2022 Budget	2023 Budget	2024 Budget	2025 Budget	2026 Budget	2027 Budget
SLP, 1966 - No Limit	No Limit	No Limit	No Limit	No Limit	No Limit	No Limit
Revenue	4.53%	6.29%	7.16%	3.20%	2.53%	3.17%
TAX REQUISITION	1,505,982	1,600,658	1,715,227	1,770,159	1,814,865	1,872,467
GRANT IN LIEU OF TAXES	5,050	5,101	5,152	5,203	5,307	5,413
INTEREST INCOME	127,260	128,533	129,818	131,116	133,738	136,413
TRANSFER FROM OPERATIONAL RESERVE	-	57,000	-	-	-	-
MISCELLANEOUS REVENUE	10,100	10,201	10,303	10,406	10,614	10,826
PRIOR YEARS SURPLUS	9,751	349,206	-	-	-	-
	\$ 1,658,143	\$ 2,150,699	\$ 1,860,500	\$ 1,916,884	\$ 1,964,524	\$ 2,025,119
Expense						
SALARIES & WAGES - CRIME STOPPERS	86,275	92,000	93,840	95,717	97,631	99,584
HONORARIUMS - DIRECTORS	350,623	377,235	399,869	423,861	449,293	476,250
HONORARIUMS - CHAIRMAN	39,750	42,768	45,334	48,054	50,937	53,993
HONORARIUMS - VICE CHAIRMAN	7,430	7,993	8,153	8,316	8,483	8,652
ADMINISTRATION CHARGE	83,384	100,112	103,165	106,282	108,902	112,253
INSURANCE - PROPERTY	1,989	4,467	4,556	4,647	4,740	4,835
LEGAL FEES	24,360	-	-	-	-	-
INSURANCE - LIABILITY	19,558	31,181	31,805	32,441	33,090	33,751
SUPPLIES - BOARD DINNERS	25,375	25,000	25,500	26,010	26,530	27,061
TRAVEL - STAFF	10,150	10,302	10,457	10,614	10,826	11,043
-TRAVEL - UBCM & OMMA CONVENTION	6,212	-	-	-	-	-
TRAVEL - BOARD	15,225	15,453	15,685	15,920	16,238	16,563
TRANSFER TO DEPOSIT ACCOUNT	10,150	10,302	10,457	10,614	10,826	11,043
TRANSFER to OPERATIONAL RESERVE	20,000	349,206	22,000	23,000	24,000	25,000
GRANTS IN AID	-	-	-	-	-	-
GRANTS IN AID - Alleycats Alliance Society	-	-	-	-	-	-
GRANTS IN AID - Animal Lifeline emergency Response Team	-	-	-	-	-	-
GRANTS IN AID - Ha Ha Ha Kidz Fest	-	5,000	-	-	-	-
GRANTS IN AID - Okanagan Similkameen Conservation Alliance	-	3,500	-	-	-	-
GRANTS IN AID - Penticton Scottish Festival Society	-	-	-	-	-	-
GRANTS IN AID South Okanagan Immigrant and Community Services	-	3,500	-	-	-	-
GRANTS IN AID Penticton Art Gallery	3,000	-	-	-	-	-
GRANTS IN AID Agur Lake Camp Society	6,593	-	-	-	-	-
GRANTS IN AID Dist. of Summerland re Ok Food Innovation Hub (Note Contingent on Fed Grant)	50,000	-	-	-	-	-
GRANTS IN AID - COMMUNITY WELNESS CIRCLE	-	5,250	-	-	-	-
CARBON MITIGATION EXPENSE	6,090	6,181	6,274	6,368	6,495	6,625
New FTE as authorized by the Board SALARIES & WAGES	30,472	29,722	31,191	31,815	32,455	33,101
SALARIES & WAGES	861,507	1,031,527	1,052,214	1,073,225	1,084,078	1,105,365
	\$ 1,658,143	\$ 2,150,699	\$ 1,860,500	\$ 1,916,884	\$ 1,964,524	\$ 2,025,119




**Regional District of Okanagan Similkameen
2023- 2027 Operational Financial Plan
HERITAGE CONSERVATION**

		2022 Budget	2023 Budget	2024 Budget	2025 Budget	2026 Budget	2027 Budget
BL 276		No Maximum	No Maximum	No Maximum	No Maximum	No Maximum	No Maximum
	Revenue	-80.27%	-100.00%	#DIV/0!	#DIV/0!	#DIV/0!	#DIV/0!
	TAX REQUISITION	2,683	-	-	-	-	-
	GRANT IN LIEU OF TAXES	26	-	-	-	-	-
	TRANSFER FROM OPEATIONAL RESERVE	2,500	-	-	-	-	-
	PRIOR YEARS SURPLUS	4,107	5,437	-	-	-	-
	\$	9,316	\$ 5,437	\$ -	\$ -	\$ -	\$ -
	Expense						
	ADMINISTRATION CHARGES	170	-	-	-	-	-
	MAINTENANCE	1,000	-	-	-	-	-
	CONSULTANTS	3,000	-	-	-	-	-
	INSURANCE - LIABILITY	130	-	-	-	-	-
	TRANSFER TO OPERATING RESERVE	4,107	5,437	-	-	-	-
	SALARIES & WAGES	909	-	-	-	-	-
	\$	9,316	\$ 5,437	\$ -	\$ -	\$ -	\$ -




**Regional District of Okanagan Similkameen
2023- 2027 Operational Financial Plan
ILLEGAL DUMPING**

	2022 Budget	2023 Budget	2024 Budget	2025 Budget	2026 Budget	2027 Budget
Bl 2184 - Maximum Levy	REVIEW REQUIRED	REVIEW REQUIRED	REVIEW REQUIRED	REVIEW REQUIRED	REVIEW REQUIRED	REVIEW REQUIRED
Revenue	6.48%	0.95%	5.62%	1.80%	1.82%	1.85%
TAX REQUISITION	35,554	35,893	37,911	38,593	39,294	40,019
TRANSFER FROM OPERATING RESERVE	3,567	-	-	-	-	-
PRIOR YEARS SURPLUS	-	4,325	-	-	-	-
	\$ 39,121	\$ 40,218	\$ 37,911	\$ 38,593	\$ 39,294	\$ 40,019
Expense						
ADMINISTRATION CHARGES	876	943	967	991	1,015	1,040
CONTRACT SERVICES	6,090	3,000	3,200	3,400	3,600	3,800
CONTRACT SERVICES - TIPPING FEES	2,538	5,500	5,600	5,700	5,800	5,900
INSURANCE - LIABILITY	152	152	157	159	165	170
ADVERTISING - PUBLIC EDUCATION	761	761	784	796	815	825
TRAVEL/LEASING	406	406	418	425	435	470
TRANSFER TO OPERATING RESERVE	12,250	13,000	10,000	10,000	10,000	10,000
SALARIES & WAGES	16,048	16,456	16,785	17,122	17,464	17,814
	\$ 39,121	\$ 40,218	\$ 37,911	\$ 38,593	\$ 39,294	\$ 40,019




**Regional District of Okanagan Similkameen
2023- 2027 Operational Financial Plan
INVASIVE SPECIES formerly noxious weeds**

	2022 Budget	2023 Budget	2024 Budget	2025 Budget	2026 Budget	2027 Budget
BL 2065.01, 2011 Maximum Levy	Compliant	Compliant	Compliant	Compliant	REVIEW SOON	REVIEW SOON
Revenue	3.66%	1.43%	1.17%	0.39%	0.40%	0.55%
TAX REQUISITION	63,277	64,184	64,932	65,185	65,446	65,810
GRANT IN LIEU OF TAXES	91	93	95	97	99	-
TRANSFER FROM OPERATIONAL RESERVES	-	3,500	100	100	100	100
PROVINCIAL GRANTS	12,500	12,000	12,000	12,000	12,000	12,000
PRIOR YEARS SURPLUS	14,000	-	-	-	-	-
	89,868 \$	79,777 \$	77,127 \$	77,382 \$	77,645 \$	77,910
Expense						
ADMINISTRATION CHARGE	2,473	2,660	2,668	2,677	2,686	2,696
CONSULTANTS	32,480	30,000	30,000	30,000	30,000	30,000
CONSULTANTS - ABATEMENT PROGRAM	30,450	32,000	32,000	32,000	32,000	32,000
TRANSFER TO OPERATING RESERVE	14,000	3,000	100	100	100	100
SALARIES & WAGES	10,465	12,117	12,359	12,605	12,859	13,114
	\$ 89,868	\$ 79,777	\$ 77,127	\$ 77,382	\$ 77,645	\$ 77,910



**Regional District of Okanagan Similkameen
2023- 2027 Operational Financial Plan
MOSQUITO CONTROL**

	2022 Budget	2023 Budget	2024 Budget	2025 Budget	2026 Budget	2027 Budget
Research is required to determine if there is a limit						
Revenue	1.80%	5.20%	3.19%	3.13%	2.52%	2.49%
TAX REQUISITION	161,972	170,402	175,846	181,346	185,920	190,549
TRANSFER FROM RESERVE	15,000	10,000	8,000	6,000	5,000	4,000
MISCELLANEOUS REVENUE	15,000	18,000	18,450	18,911	19,384	19,869
	\$ 191,972	\$ 198,402	\$ 202,296	\$ 206,257	\$ 210,304	\$ 214,418
Expense						
ADMINISTRATION CHARGES	5,882	6,648	6,781	6,917	7,055	7,196
HELICOPTER SPRAYING	25,000	35,000	35,700	36,414	37,142	37,885
OP - W&S - PERMIT FEES	1,015	1,035	1,056	1,077	1,099	1,121
OPERATIONS - HEALTH & SAFETY	600	518	528	539	550	561
CONSULTANTS	2,071	500	510	520	530	541
EDUCATION & TRAINING	1,035	1,056	1,077	1,099	1,121	1,143
DEPRECIATION	5,000	4,000	4,000	4,000	4,000	4,000
CAPITAL EXPENDITURES	300	-	-	-	-	-
EQUIPMENT	1,553	1,200	1,224	1,248	1,273	1,298
INSURANCE - LIABILITY	836	853	870	887	905	923
INSURANCE - VEHICLE	2,144	2,187	2,231	2,276	2,322	2,368
SUPPLIES	38,047	33,000	33,660	34,333	35,020	35,720
ADVERTISING	518	500	510	520	530	541
TRAVEL/LEASING	9,250	13,000	13,260	13,525	13,796	14,072
UTILITIES - TELEPHONE	700	714	728	743	758	773
TRANSFER TO OPERATING RESERVE	6,500	2,500	2,550	2,601	2,653	2,706
SALARIES & WAGES	91,521	95,691	97,611	99,558	101,550	103,570
	\$ 191,972	\$ 198,402	\$ 202,296	\$ 206,257	\$ 210,304	\$ 214,418



Regional District of Okanagan Similkameen
2023- 2027 Operational Financial Plan
NUISANCE CONTROL (Regional Service)

	2022 Budget	2023 Budget	2024 Budget	2025 Budget	2026 Budget	2027 Budget
BL 2198.01, 2008 - Maximum Tax Limit	Compliant	Compliant	Compliant	Compliant	Compliant	Compliant
Revenue	0.36%	0.20%	0.01%	0.00%	0.00%	0.00%
TAX REQUISITION	25,842	25,895	25,897	25,897	25,897	25,897
PRIOR YEARS SURPLUS	147	2	-	-	-	-
	<u>\$ 25,989</u>	<u>\$ 25,897</u>	<u>\$ 25,897</u>	<u>\$ 25,897</u>	<u>\$ 25,897</u>	<u>\$ 25,897</u>
Expense						
ADMINISTRATION CHARGES	842	897	897	897	897	897
OP - SW - STARLING CONTROL	25,000	25,000	25,000	25,000	25,000	25,000
TRANSFER TO OPERATIONAL RESERVES	147	-	-	-	-	-
	<u>\$ 25,989</u>	<u>\$ 25,897</u>	<u>\$ 25,897</u>	<u>\$ 25,897</u>	<u>\$ 25,897</u>	<u>\$ 25,897</u>



Regional District of Okanagan Similkameen
2023- 2027 Operational Financial Plan
REGIONAL ECONOMIC DEVELOPMENT (OK FILM)

		2022 Budget	2023 Budget	2024 Budget	2025 Budget	2026 Budget	2027 Budget
BL 2743 Tax limit on Assessment							
	Revenue	Compliant	Compliant	Compliant	Compliant	Compliant	Compliant
		0.36%	0.21%	0.00%	0.00%	0.00%	-100.00%
TAX REQUISITION		36,179	36,256	36,256	36,256	36,256	-
PRIOR YEARS SURPLUS		102	-	-	-	-	-
		<u>\$ 36,281</u>	<u>\$ 36,256</u>	<u>\$ 36,256</u>	<u>\$ 36,256</u>	<u>\$ 36,256</u>	<u>\$ -</u>
	Expense						
ADMINISTRATION CHARGE		1,179	1,256	1,256	1,256	1,256	-
GRANT OK FILM COMM		35,000	35,000	35,000	35,000	35,000	-
TRANSFER TO OPERATIONAL RESERVE		102	-	-	-	-	-
		<u>\$ 36,281</u>	<u>\$ 36,256</u>	<u>\$ 36,256</u>	<u>\$ 36,256</u>	<u>\$ 36,256</u>	<u>\$ -</u>



**Regional District of Okanagan Similkameen
2023- 2027 Operational Financial Plan
RGS - SUB REGIONAL**

	2022 Budget	2023 Budget	2024 Budget	2025 Budget	2026 Budget	2027 Budget
BL 2421 & 2770 - No Limit Set	No Limit	No Limit	No Limit	No Limit	No Limit	No Limit
Revenue						
	-35.48%	8.93%	2.24%	2.24%	2.23%	2.12%
TAX REQUISITION	41,608	45,323	46,339	47,377	48,434	49,463
Carry Forward Wages re Consulting Projects Trsf from Reserves	68,819	-	-	-	-	-
Carry Forward Wages re Consulting Projects Surplus	62,429	-	-	-	-	-
	<u>\$ 172,856</u>	<u>\$ 45,323</u>	<u>\$ 46,339</u>	<u>\$ 47,377</u>	<u>\$ 48,434</u>	<u>\$ 49,463</u>
Expense						
ADMINISTRATION CHARGES	3,599	1,570	1,605	1,641	1,678	1,714
CONSULTANTS	25,000	10,000	10,250	10,506	10,769	11,000
INSURANCE - LIABILITY	141	200	250	300	350	400
SUPPLIES	1,000	1,000	1,025	1,051	1,077	1,100
ADVERTISING	2,000	2,000	2,050	2,101	2,154	2,200
TRANSFER TO OPERATING RESERVE	62,429	-	-	-	-	-
SALARIES & WAGES	78,687	30,553	31,159	31,778	32,406	33,049
	<u>\$ 172,856</u>	<u>\$ 45,323</u>	<u>\$ 46,339</u>	<u>\$ 47,377</u>	<u>\$ 48,434</u>	<u>\$ 49,463</u>



**Regional District of Okanagan Similkameen
2023- 2027 Operational Financial Plan
REGIONAL TRAILS**

	2022 Budget	2023 Budget	2024 Budget	2025 Budget	2026 Budget	2027 Budget
RG735 G716, RG734 535, RG73 B16 BL1470.02, - Assessment	Compliant	Compliant	Compliant	Compliant	Compliant	Compliant
Revenue	31.98%	9.15%	3.06%	2.93%	2.93%	3.14%
GRANTS						
TAX REQUISITION	397,217	433,550	446,829	459,910	473,407	488,282
GRANT IN LIEU OF TAXES	-	-	-	-	-	-
PARKS REALLOCATION	35,000	44,000	45,540	47,134	48,784	50,491
KVR Trail Mgmt. - Provincial Contribution	5,000	5,000	5,175	5,356	5,543	5,737
TRANSFER FROM CAPITAL RESERVE	42,356	-	-	-	-	-
TRANSFER FROM CAPITAL RESERVE KVR Trail Const. Chute Lake to Little Tunnel	8,000	8,000	8,280	8,570	8,870	9,180
PRIOR YEARS SURPLUS	-	5,630	-	-	-	-
	\$ 487,573	\$ 496,180	\$ 505,824	\$ 520,970	\$ 536,604	\$ 553,690
Expense						
ADMINISTRATION CHARGES	18,219	19,498	20,071	20,656	21,261	21,927
TRAIL MAINTENANCE	8,500	20,000	20,400	20,808	21,224	21,649
ACQUISITION & MANAGEMENT	8,075	14,151	15,384	16,625	17,874	20,132
OPERATIONS & MAINTENANCE	15,225	-	-	-	-	-
Trail Maintenance Contract	55,000	56,375	58,348	60,390	62,504	64,692
CONTRACT SERVICES	24,688	35,378	36,528	37,718	38,950	40,226
EDUCATION & TRAINING	4,060	4,121	4,265	4,414	4,568	4,728
AMORTIZATION EXPENSE	18,270	18,544	19,193	19,865	20,560	21,280
VEHICLE & EQUIPMENT	15,000	16,000	16,560	17,140	17,740	18,361
PARK/FACILITY IMPROVEMENTS	9,135	9,272	9,597	9,933	10,281	10,641
INSURANCE - PROPERTY	-	371	378	386	394	402
INSURANCE - LIABILITY	1,807	1,834	1,898	1,964	2,033	2,104
INSURANCE - VEHICLE	12,180	12,363	12,796	13,244	13,708	14,188
SUPPLIES - FACILITY	9,643	9,787	10,129	10,483	10,849	11,229
ADVERTISING	2,538	2,576	2,666	2,759	2,856	2,956
TRAVEL AND LEASE	13,195	13,393	13,862	14,347	14,849	15,369
MFA LEASING	16,620	24,500	25,358	26,246	27,165	28,116
LEASING OF TRAIL FROM PIB	42,356	-	-	-	-	-
TRANSFER TO CAPITAL RESERVE	45,000	45,000	46,575	48,205	49,892	51,638
TRANSFER TO OPERATING RESERVE	500	5,630	518	536	555	574
SALARIES & WAGES	3,439	8,089	8,251	8,416	8,584	8,756
SALARIES & WAGES	164,123	179,298	183,047	186,835	190,757	194,722
	\$ 487,573	\$ 496,180	\$ 505,824	\$ 520,970	\$ 536,604	\$ 553,690



**Regional District of Okanagan Similkameen
2023- 2027 Operational Financial Plan
REGIONAL TRANSIT**

	2022 Budget	2023 Budget	2024 Budget	2025 Budget	2026 Budget	2027 Budget
BL 2809 Assessment Limit						
	Compliant	Compliant	Compliant	Compliant	Compliant	Compliant
Revenue	1.10%	9.50%	4.18%	0.81%	1.12%	-111.35%
TAX REQUISITION	218,386	239,125	249,131	251,143	253,950	(28,834)
TRANSIT FARES	20,000	60,425	65,474	69,669	73,808	78,192
PROVINCIAL GRANT Safe Start	13,032	13,032	13,032	13,032	13,032	-
TRANSIFER FROM OPERATIONAL BUDGET	24,000	-	-	-	-	-
MISCELLANEOUS REVENUE	16,708	18,801	19,337	19,455	19,583	-
PRIOR YEARS SURPLUS	26,520	28,995	-	-	-	-
	\$ 318,646	\$ 360,378	\$ 346,974	\$ 353,299	\$ 360,373	\$ 49,358
Expense						
ADMINISTRATION CHARGES	9,521	11,480	11,991	12,210	12,455	1,681
MAINTAINENCE	1,500	1,550	1,600	1,650	1,700	1,750
OPERATIONS	242,022	277,252	289,511	295,301	301,207	-
TRANSFER TO OPERATING RESERVE	26,520	28,995	845	841	838	845
OTHER EXPENSES - MARKETING	1,500	1,550	1,600	1,650	1,700	1,750
SALARIES & WAGES	37,583	38,878	39,650	40,446	41,248	42,083
SALARIES & WAGES		673	1,777	1,201	1,225	1,249
	\$ 318,646	\$ 360,378	\$ 346,974	\$ 353,299	\$ 360,373	\$ 49,358



**Regional District of Okanagan Similkameen
2023- 2027 Operational Financial Plan
SOLID WASTE MANAGEMENT**

	2022 Budget	2023 Budget	2024 Budget	2025 Budget	2026 Budget	2027 Budget
1899.02, 2012 Limit based on Assessment						
	Compliant	Compliant	Compliant	Compliant	Compliant	Compliant
Revenue	36.92%	11.40%	-4.49%	1.88%	-1.80%	11.22%
TAX REQUISITION	252,005	280,743	268,138	273,170	268,248	298,335
TRANSFER FROM OPERATING RESERVE	250,000	7,086	-	-	-	-
TRANSFER FROM OPERATING RESERVE	800	-	-	-	-	-
PRIOR YEARS SURPLUS	-	250,000	-	-	-	-
	\$ 502,805	\$ 537,829	\$ 268,138	\$ 273,170	\$ 268,248	\$ 298,335
Expense						
ADMINISTRATION CHARGES	18,594	9,503	8,426	8,598	8,777	8,961
CONSULTANTS (Carry Forward)	250,000	250,000	30,000	30,000	30,000	30,000
CONTRACTOR - WEBSITE EXCHANGE SITE (user fee for website customer app)	8,120	8,120	8,365	8,491	8,661	8,750
CONTRACTOR - ICI-MF RECYCLING	20,300	-	-	-	-	-
FOOD COMPOSTING EDUCATION	-	25,000	5,000	5,000	5,000	5,000
MEMBERSHIP & DUES	10,000	3,986	4,183	4,245	4,330	4,500
INSURANCE - LIABILITY	773	773	797	809	833	850
LEGAL FEES	100	100	100	100	100	100
SUPPLIES	2,076	2,000	2,139	2,172	2,214	2,300
BEAR SMART EXPENSES	10,658	9,500	10,000	10,500	11,000	11,500
-BEAR SMART EXPENSES (carry forward)	-	7,086	-	-	-	-
BEAR SMART EXPENSES	-	1,500	1,500	1,500	1,500	1,500
TRANSFER TO OPERATING RESERVE	70,286	72,633	53,611	54,871	46,031	72,088
SALARIES & WAGES	20,002	27,008	20,997	21,417	21,845	22,282
SALARIES & WAGES	91,896	120,620	123,020	125,467	127,957	130,504
	\$ 502,805	\$ 537,829	\$ 268,138	\$ 273,170	\$ 268,248	\$ 298,335




**Regional District of Okanagan Similkameen
2023- 2027 Operational Financial Plan
SUBDIVISION SERVICING**

	2022 Budget	2023 Budget	2024 Budget	2025 Budget	2026 Budget	2027 Budget
LGA Part 26 - No Tax Limit	NA					
Revenue	7.44%	-72.41%	4.58%	4.46%	4.35%	4.28%
TAX REQUISITION	138,537	38,223	39,974	41,756	43,571	45,435
GRANT IN LIEU OF TAXES	-	-	-	-	-	-
SUBDIVISION SERVICING FEES	32,000	12,000	12,240	12,485	12,735	12,990
SUBDIVISION SERVICING FEES	-	10,000	10,200	10,404	10,612	10,824
DEVELOPER FUNDED WATER MODEL	-	6,000	6,120	6,242	6,367	6,494
ENGINEERING REVIEW FEES	-	15,000	15,300	15,606	15,918	16,236
RECOVERIES FROM PLANNING REFERRALS	-	20,000	20,000	20,000	20,000	20,000
TRANSFER FROM OPERATING RESERVE	26,489	10,000	10,000	10,000	10,000	10,000
PRIOR YEARS SURPLUS	26,489	-	-	-	-	-
	\$ 223,515	\$ 111,223	\$ 113,834	\$ 116,493	\$ 119,203	\$ 121,979
Expense						
ADMINISTRATION CHARGES	8,470	4,850	4,970	5,091	5,215	5,342
CONSULTANTS	-	6,000	6,120	6,242	6,367	6,494
EDUCATION & TRAINING	1,000	500	510	520	530	541
DEVELOPER FUNDED INFRASTRUCTURE	-	10,000	10,200	10,404	10,612	10,824
INSURANCE - LIABILITY	890	912	930	949	968	987
LEGAL FEES	5,000	2,500	2,550	2,601	2,653	2,706
SUPPLIES	1,206	250	255	260	265	270
TRAVEL/LEASING	500	1,000	1,020	1,040	1,061	1,082
TRANSFER TO OPERATING RESERVE	26,489	5,000	5,000	5,000	5,000	5,000
SALARIES & WAGES	32,790	(22,412)	(22,393)	(22,374)	(22,354)	(22,334)
SALARIES & WAGES	147,170	102,623	104,672	106,760	108,886	111,067
	\$ 223,515	\$ 111,223	\$ 113,834	\$ 116,493	\$ 119,203	\$ 121,979




**Regional District of Okanagan Similkameen
2023- 2027 Operational Financial Plan
TRANSIT - SOUTH OKANAGAN**

	2022 Budget	2023 Budget	2024 Budget	2025 Budget	2026 Budget	2027 Budget
2741, Tax limit based on Assessment						
	REVIEW REQUIRED	REVIEW REQUIRED	REVIEW REQUIRED	REVIEW REQUIRED	REVIEW REQUIRED	REVIEW REQUIRED
Revenue	57.49%	3.24%	25.62%	4.15%	3.65%	3.60%
TAX REQUISITION	119,542	123,420	155,046	161,474	167,361	173,382
TRANSIT FARES	8,000	28,033	29,472	30,365	31,226	32,111
REGIONAL GRANT - IHA	21,830	21,830	21,830	21,830	21,830	21,830
PRIOR YEARS SURPLUS	32,813	59,851	-	-	-	-
	\$ 182,185	\$ 233,134	\$ 206,348	\$ 213,669	\$ 220,417	\$ 227,323
Expense						
MAINTENANCE	1,500	1,550	1,600	1,650	1,700	1,750
ADMINISTRATION CHARGES	7,613	8,438	9,377	9,711	10,019	10,335
OPERATIONS	161,416	167,333	185,592	192,891	199,041	205,388
TRANSFER TO OP RESERVE	5,103	48,351	1,000	1,000	1,000	1,000
OTHER EXPENSES - MARKETING	1,100	1,200	1,300	1,400	1,500	1,550
SALARIES & WAGES	5,453	5,589	5,702	5,816	5,932	6,051
SALARIES & WAGES		673	1,777	1,201	1,225	1,249
	\$ 182,185	\$ 233,134	\$ 206,348	\$ 213,669	\$ 220,417	\$ 227,323




**Regional District of Okanagan Similkameen
2023- 2027 Operational Financial Plan
ARENA - OSOYOOS/A**

	2022 Budget	2023 Budget	2024 Budget	2025 Budget	2026 Budget	2027 Budget
Referendum 185 & 834 - No Tax Limit	No Tax limit	No Tax limit	No Tax limit	No Tax limit	No Tax limit	No Tax limit
Revenue	-5.53%	15.97%	37.36%	1.83%	1.84%	1.73%
TAX REQUISITION	524,713	608,534	835,865	851,199	866,841	881,799
GRANT IN LIEU OF TAXES	4,000	4,000	4,080	4,162	4,245	4,330
GAS TAX FUNDING	41,869	71,100	-	-	-	-
GAS TAX RECOVERABLE OSOYOOS		178,900	-	-	-	-
REVENUE - MEZZANINE RENTAL	2,000	2,050	2,091	2,133	2,175	2,219
REVENUE - CONCESSION	1,750	2,100	2,142	2,185	2,229	2,273
REVENUE - SKATING	19,800	28,850	29,427	30,016	30,616	31,228
REVENUE - HOCKEY	65,500	107,400	109,548	111,739	113,974	116,253
REVENUE - MAINTENANCE CONTRIBUTION	8,850	9,000	9,180	9,364	9,551	9,742
TRANSFER FROM RESERVE	-	-	-	-	-	-
GRANTS	-	-	-	-	-	-
MISCELLANEOUS REVENUE	1,960	2,100	2,142	2,185	2,229	2,273
PRIOR YEARS SURPLUS	36,202	-	-	-	-	-
	\$ 706,644	\$ 1,014,034	\$ 994,475	\$ 1,012,983	\$ 1,031,860	\$ 1,050,117
Expense						
SALARIES & WAGES	403,824	418,200	426,564	435,095	443,797	452,673
ADMINISTRATION CHARGES	1,000	1,000	1,000	1,000	1,000	-
ADMIN CHARGES - TOWN	12,000	12,000	12,240	12,485	12,734	12,989
BUILDING MAINTENANCE	45,000	50,000	51,000	52,020	53,060	54,122
EQUIPMENT MAINTENANCE	-	23,400	23,868	24,345	24,832	25,329
EQUIPMENT MAINTENANCE - VEHICLES	5,100	5,100	5,202	5,306	5,412	5,520
CAPITAL EXPENDITURES	94,000	270,000	275,400	280,908	286,526	292,257
SUPPLIES	10,890	15,550	15,861	16,178	16,502	16,832
UTILITIES	86,100	106,500	108,630	110,803	113,019	115,279
DEBT INTEREST (Incl Zamboni Debt)	44,680	68,080	68,080	68,080	68,080	68,080
TRF TO RESERVE - EQUIPMENT	-	37,704	-	-	-	-
OTHER EXPENSES - MISCELLANEOUS	4,050	6,500	6,630	6,763	6,898	7,036
	\$ 706,644	\$ 1,014,034	\$ 994,475	\$ 1,012,983	\$ 1,031,860	\$ 1,050,117




Regional District of Okanagan Similkameen
2023- 2027 Operational Financial Plan
MUSEUM PROPERTY DEBT - AREA A

	2022 Budget	2023 Budget	2024 Budget	2025 Budget	2026 Budget	2027 Budget
BL 2553,2011 Maximum Levy	Compliant	Compliant	Compliant	Compliant	Compliant	Compliant
Revenue	1.89%	14.96%	-0.95%	0.14%	0.14%	0.15%
PARCEL TAX	\$ 81,667	\$ 93,886	\$ 92,993	\$ 93,125	\$ 93,260	\$ 93,397
PRIOR YEARS SURPLUS	(847)	(1,022)	-	-	-	-
	\$ 80,820	\$ 92,864	\$ 92,993	\$ 93,125	\$ 93,260	\$ 93,397
Expense						
ADMINISTRATION CHARGES	106	170	173	176	180	184
INSURANCE - PROPERTY	4,200	6,301	6,427	6,556	6,687	6,820
DEBT INTEREST (Bylaw 2586/2554)	35,456	41,447	41,447	41,447	41,447	41,447
DEBT PRINCIPAL (Bylaw 2586/2554)	41,058	44,946	44,946	44,946	44,946	44,946
	\$ 80,820	\$ 92,864	\$ 92,993	\$ 93,125	\$ 93,260	\$ 93,397



Regional District of Okanagan Similkameen
2023- 2027 Operational Financial Plan
CEMETERY - ELECTORAL AREA A

		2022 Budget	2023 Budget	2024 Budget	2025 Budget	2026 Budget	2027 Budget
		Compliant	Compliant	Compliant	Compliant	Compliant	Compliant
RG 735, A714, BL488,1979 Max Tax Limit							
Revenue							
		2.24%	0.21%	0.00%	0.00%	0.00%	-100.00%
TAX REQUISITION	\$	1,034	\$ 1,036	\$ 1,036	\$ 1,036	\$ 1,036	\$ -
PRIOR YEARS SURPLUS		274	-	-	-	-	-
		<u>1,308</u>	<u>1,036</u>	<u>1,036</u>	<u>1,036</u>	<u>1,036</u>	<u>-</u>
Expense							
ADMINISTRATION CHARGE		34	36	36	36	36	-
CONTRACTS - OSOYOOS		1,000	1,000	1,000	1,000	1,000	-
TRANSFER TO OPERATIONAL RESERVE		274	-	-	-	-	-
	\$	<u>1,308</u>	\$ <u>1,036</u>	\$ <u>1,036</u>	\$ <u>1,036</u>	\$ <u>1,036</u>	\$ <u>-</u>



**Regional District of Okanagan Similkameen
2023- 2027 Operational Financial Plan
AREA A COMMUNITY PARKS**

	2022 Budget	2023 Budget	2024 Budget	2025 Budget	2026 Budget	2027 Budget
RG 735 A714 1339 Assessment	REVIEW REQUIRED	REVIEW REQUIRED	REVIEW REQUIRED	REVIEW REQUIRED	REVIEW REQUIRED	REVIEW REQUIRED
Revenue	-15.40%	91.72%	17.47%	2.90%	2.91%	2.82%
TAX REQUISITION	34,735	66,594	78,228	80,493	82,834	85,168
COMMUNITY WORKS GAS TAX FUNDS	2,842	23,000	3,105	3,214	3,326	3,442
GRANT IN LIEU OF TAXES	1,400	-	-	-	-	-
TO FUND OPERATIONAL COSTS RE EXTRA COVID EXPENSES	10,894	-	-	-	-	-
TRANSFER FROM OPERATIONAL RESERVE	12,138	-	-	-	-	-
PRIOR YEARS SURPLUS	12,138	-	-	-	-	-
	\$ 74,147	\$ 89,594	\$ 81,333	\$ 83,707	\$ 86,160	\$ 88,610
Expense						
ADMINISTRATION CHARGES	2,091	3,100	2,450	2,519	2,591	2,662
CONTRACT SERVICES	22,432	21,868	22,633	23,425	24,245	25,094
PARKS IMPROVEMENTS	2,842	23,000	3,105	3,214	3,326	3,442
INSURANCE - LIABILITY	157	160	166	172	178	184
SUPPLIES - PARKS	2,944	2,988	3,093	3,201	3,313	3,429
TRAVEL/LEASING	5,000	6,500	6,728	6,963	7,207	7,459
UTILITIES	2,182	2,215	2,292	2,372	2,455	2,541
TRANSFER TO CAPITAL RESERVE	-	-	10,506	10,874	11,255	11,649
TRANSFER TO OPERATING RESERVE	10,000	100	104	108	112	116
SALARIES & WAGES	26,499	27,236	27,780	28,334	28,902	29,407
FTE NEW		2,427	2,476	2,525	2,576	2,627
	\$ 74,147	\$ 89,594	\$ 81,333	\$ 83,707	\$ 86,160	\$ 88,610




**Regional District of Okanagan Similkameen
2023- 2027 Operational Financial Plan
ECONOMIC DEVELOPMENT - AREA A**

	2022 Budget	2023 Budget	2024 Budget	2025 Budget	2026 Budget	2027 Budget
2529, 2010 Maximum on Assessment	Compliant	Compliant	Compliant	Compliant	Compliant	Compliant
Revenue	-12.39%	0.17%	0.00%	0.00%	0.00%	2.00%
TAX REQUISITION	11,873	11,893	11,893	11,893	11,893	12,130
GRANT IN LIEU OF TAXES	430	430	430	430	430	439
PRIOR YEARS SURPLUS	-	1,296	-	-	-	-
	\$ 12,303	\$ 13,619	\$ 12,323	\$ 12,323	\$ 12,323	\$ 12,569
Expense						
ADMINISTRATION CHARGE	303	323	323	323	323	329
GRANTS IN AID	12,000	12,000	12,000	12,000	12,000	12,240
TRANSFER TO OPERATIONAL RESERVE	-	1,296	-	-	-	-
	\$ 12,303	\$ 13,619	\$ 12,323	\$ 12,323	\$ 12,323	\$ 12,569




**Regional District of Okanagan Similkameen
2023- 2027 Operational Financial Plan
GRANT-IN-AID - AREA A**

	2022 Budget	2023 Budget	2024 Budget	2025 Budget	2026 Budget	2027 Budget
Sec 790, LGA Part 5 Sec 176 (1) Limit based on Assessment						
Revenue	Compliant	Compliant	Compliant	Compliant	Compliant	Compliant
	1.98%	36.71%	17.13%	2.49%	2.43%	2.39%
TAX REQUISITION	2,574	3,519	4,121	4,224	4,326	4,430
GRANT IN LIEU OF TAXES	123	125	126	127	128	128
TRANSFER FROM OPERATIONAL RESERVES	-	500	-	-	-	-
PRIOR YEARS SURPLUS	2,600	1,100	-	-	-	-
	\$ 5,297	\$ 5,244	\$ 4,247	\$ 4,351	\$ 4,454	\$ 4,558
Expense						
ADMINISTRATION CHARGE	137	144	147	151	154	158
TRANSFER TO OPERATIONAL RESERVES	1,100	1,100	-	-	-	-
GRANTS IN AID	4,060	4,000	4,100	4,200	4,300	4,400
	\$ 5,297	\$ 5,244	\$ 4,247	\$ 4,351	\$ 4,454	\$ 4,558




**Regional District of Okanagan Similkameen
2023- 2027 Operational Financial Plan
MUSEUM - AREA A**

	2022 Budget	2023 Budget	2024 Budget	2025 Budget	2026 Budget	2027 Budget
RG735, A714, BL2387,2006 Assessment	Compliant	Compliant	Compliant	Compliant	Compliant	Compliant
Revenue	15.78%	-11.50%	-0.06%	-0.03%	-0.03%	-0.07%
TAX REQUISITION	17,102	15,135	15,126	15,122	15,118	15,108
GRANT IN LIEU OF TAXES	404	408	412	416	420	430
PRIOR YEARS SURPLUS	(2,001)	137	-	-	-	-
	\$ 15,505	\$ 15,680	\$ 15,538	\$ 15,538	\$ 15,538	\$ 15,538
Expense						
ADMINISTRATION CHARGES	505	543	538	538	538	538
CONTRACTS - OSOYOOS	15,000	15,000	15,000	15,000	15,000	15,000
TRANSFR TO OPERATIONAL RESERVE	-	137	-	-	-	-
	\$ 15,505	\$ 15,680	\$ 15,538	\$ 15,538	\$ 15,538	\$ 15,538



**Regional District of Okanagan Similkameen
2023- 2027 Operational Financial Plan
RECREATION COMMISSION - AREA A**

	2022 Budget	2023 Budget	2024 Budget	2025 Budget	2026 Budget	2027 Budget
RG735, A714, Section 767.5 - Assessment	Compliant	Compliant	Compliant	Compliant	Compliant	Compliant
Revenue	-7.57%	0.91%	0.00%	0.00%	0.00%	0.00%
TAX REQUISITION	72,158	72,812	72,812	72,812	72,812	72,812
TRANSFER FROM OPERATIONAL RESERVE	200	-	-	-	-	-
PRIOR YEARS SURPLUS	1,706	-	-	-	-	-
	\$ 74,064	\$ 72,812	\$ 72,812	\$ 72,812	\$ 72,812	\$ 72,812
Expense						
ADMINISTRATION CHARGES	2,358	2,512	2,512	2,512	2,512	2,512
TRANSFER TO OPERATIONAL RESERVES	1,706	300	300	300	300	300
CONTRACTS - OSOYOOS	70,000	70,000	70,000	70,000	70,000	70,000
	\$ 74,064	\$ 72,812	\$ 72,812	\$ 72,812	\$ 72,812	\$ 72,812




Regional District of Okanagan Similkameen
2023- 2027 Operational Financial Plan
REFUSE DISPOSAL - AREA A

	2022 Budget	2023 Budget	2024 Budget	2025 Budget	2026 Budget	2027 Budget
106, 1970 - No Limit	NA					
Revenue	-12.03%					
TAX REQUISITION	1,202	-	#DIV/0!	#DIV/0!	#DIV/0!	#DIV/0!
TRANSFER FROM OPEATIONAL RESERVE	5,000	-	-	-	-	-
PRIOR YEARS SURPLUS	18,930	6,000	-	-	-	-
	\$ 25,132	\$ 6,000	\$ -	\$ -	\$ -	\$ -
Expense	202					
ADMINISTRATION CHARGES	202	-	-	-	-	-
WOOD CHIPPING	5,000	-	-	-	-	-
TRANSFER TO OPERATING RESERVE	18,930	6,000	-	-	-	-
CONTINGENCY	1,000	-	-	-	-	-
	\$ 25,132	\$ 6,000	\$ -	\$ -	\$ -	\$ -



**Regional District of Okanagan Similkameen
2023- 2027 Operational Financial Plan
ELECTORAL AREA A - RURAL PROJECTS**

	2022 Budget	2023 Budget	2024 Budget	2025 Budget	2026 Budget	2027 Budget
SLP, 1966 - No Limit	No Limit	No Limit	No Limit	No Limit	No Limit	No Limit
Revenue						
	-50.15%	2.00%	393.72%	0.85%	0.87%	2.00%
TAX REQUISITION	7,766	7,921	39,108	39,442	39,785	40,579
FUND ADMIN CHARGE RE COVID EXPENSES	7,792	-	-	-	-	-
TRANSFER FROM OPERATIONAL RESERVE	22,207	-	-	-	-	-
PRIOR YEARS SURPLUS	21,513	37,461	-	-	-	-
	\$ 59,278	\$ 45,382	\$ 39,108	\$ 39,442	\$ 39,785	\$ 40,579
Expense						
ADMINISTRATION CHARGES	1,224	1,336	1,347	1,359	1,371	1,398
OSOYOOS LAKE WATER SCREEN FORUM	3,000	-	-	-	-	-
RURAL PROJECT - GOOSE CONTROL	518	525	533	541	550	561
INSURANCE - LIABILITY	66	67	68	69	70	71
TRAVEL - UBCM & OMMA CONVENTION	-	6,305	6,400	6,496	6,600	6,732
TRANSFER TO RESERVES RE INTEREST	207	210	213	217	221	225
TRANSFER TO OPERATING RESERVE	21,513	6,600	-	-	-	-
CONTINGENCY	20,000	20,000	20,000	20,000	20,000	20,400
SALARIES & WAGES	12,750	10,339	10,547	10,760	10,973	11,192
	\$ 59,278	\$ 45,382	\$ 39,108	\$ 39,442	\$ 39,785	\$ 40,579



Regional District of Okanagan Similkameen
2023- 2027 Operational Financial Plan
VICTIM SERVICES AREA A

	2022 Budget	2023 Budget	2024 Budget	2025 Budget	2026 Budget	2027 Budget
RG735 A714 BL 2748,2016 Assessment	Compliant	Compliant	Compliant	Compliant	Compliant	Compliant
Revenue	1.83%	-0.66%	0.00%	0.00%	0.00%	0.00%
TAX REQUISITION	5,168	5,135	5,135	5,135	5,135	5,135
	\$ 5,168	\$ 5,135	\$ 5,135	\$ 5,135	\$ 5,135	\$ 5,135
Expense						
ADMINISTRATION CHARGE	168	135	135	135	135	135
CONTRACTS & AGREEMENTS	5,000	5,000	5,000	5,000	5,000	5,000
	\$ 5,168	\$ 5,135	\$ 5,135	\$ 5,135	\$ 5,135	\$ 5,135



Regional District of Okanagan Similkameen
2023- 2027 Operational Financial Plan
OKANAGAN REGIONAL LIBRARY

		2022 Budget	2023 Budget	2024 Budget	2025 Budget	2026 Budget	2027 Budget
BI 1906 - No Limit		No Limit	No Limit	No Limit	No Limit	No Limit	No Limit
	Revenue						
		0.29%	2.93%	1.50%	1.50%	2.00%	2.00%
TAX REQUISITION		888,151	914,174	927,918	941,867	960,704	979,919
GRANT IN LIEU OF TAXES		6,060	6,121	6,182	6,244	6,369	6,496
PRIOR YEARS SURPLUS		-	343	-	-	-	-
		\$ 894,211	\$ 920,638	\$ 934,100	\$ 948,111	\$ 967,073	\$ 986,415
	Expense						
ADMINISTRATION CHARGES		22,038	24,120	24,482	24,849	25,346	25,853
TRANSFER TO OPERATIONAL RESERVE		-	343	-	-	-	-
TRANSFER TO OKANAGAN LIBRARY		872,173	896,175	909,618	923,262	941,727	960,562
		\$ 894,211	\$ 920,638	\$ 934,100	\$ 948,111	\$ 967,073	\$ 986,415



**Regional District of Okanagan Similkameen
2023- 2027 Operational Financial Plan
OKANAGAN BASIN WATER BOARD**

	2022 Budget	2023 Budget	2024 Budget	2025 Budget	2026 Budget	2027 Budget
Limit Based on Assessment	Compliant	Compliant	Compliant	Compliant	Compliant	REVIEW SOON
Revenue	0.69%	3.88%	2.50%	2.50%	2.50%	2.50%
TAX REQUISITION	744,014	772,867	792,189	811,994	832,294	853,101
PRIOR YEARS SURPLUS	22,258	-	-	-	-	-
	\$ 766,272	\$ 772,867	\$ 792,189	\$ 811,994	\$ 832,294	\$ 853,101
Expense						
ADMINISTRATION CHARGES	18,336	20,256	20,763	21,282	21,814	22,359
TRANSFER TO OPERATIONAL RESERVE	22,258	-	-	-	-	-
TRANSFER TO OBWB	725,678	752,611	771,426	790,712	810,480	830,742
	\$ 766,272	\$ 772,867	\$ 792,189	\$ 811,994	\$ 832,294	\$ 853,101



**Regional District of Okanagan Similkameen
2023- 2027 Operational Financial Plan
STERILE INSECT RELEASE PROGRAM**

	2022 Budget	2023 Budget	2024 Budget	2025 Budget	2026 Budget	2027 Budget
1101, 1989 Limit bases on Assessment						
Revenue	Compliant	Compliant	Compliant	Compliant	Compliant	Compliant
	2.13%	4.62%	3.02%	3.10%	3.09%	3.09%
TAX REQUISITION	417,731	437,012	450,231	464,194	478,558	493,333
PARCEL TAX	480,000	508,737	518,912	529,290	539,876	550,674
GRANT IN LIEU OF TAXES	4,500	4,500	4,500	4,500	4,500	4,500
PRIOR YEARS SURPLUS	4	(353)	-	-	-	-
	\$ 902,235	\$ 949,896	\$ 973,643	\$ 997,984	\$ 1,022,934	\$ 1,048,507
Expense						
ADMINISTRATION CHARGES	22,235	24,896	25,518	26,156	26,810	27,480
TRANSFER TO SIR	880,000	925,000	948,125	971,828	996,124	1,021,027
	\$ 902,235	\$ 949,896	\$ 973,643	\$ 997,984	\$ 1,022,934	\$ 1,048,507