


## Schedule “F.9”



# REGIONAL DISTRICT OF OKANAGAN- SIMILKAMEEN

2023 – 2027 Draft Budget

## **Individual Requisitions**

### **Electoral Area “B”**

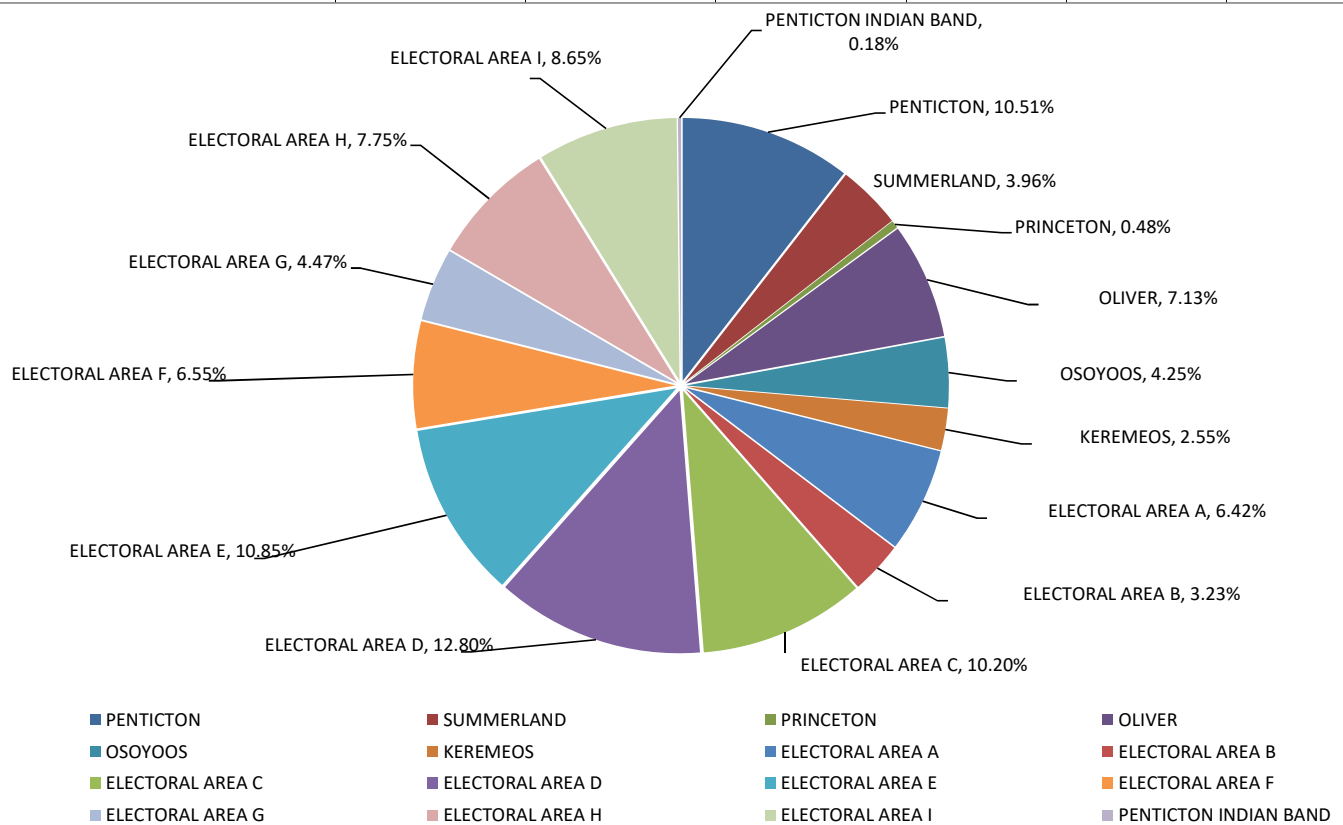
Included in this Schedule:

- Summary of Tax Requisitions Listing all Jurisdictions
- Detail by Specific Jurisdictions
- Comparison of Tax Requisition by Municipality and Electoral Area
- Individual RDOS Portion of Tax per Various Property Values\*
- 2023 – 2027 Operating Budget Which Affect Only the Member Municipality/Electoral Area
- Capital Projects which Electoral Area “B” Contributed Funds (if Applicable)

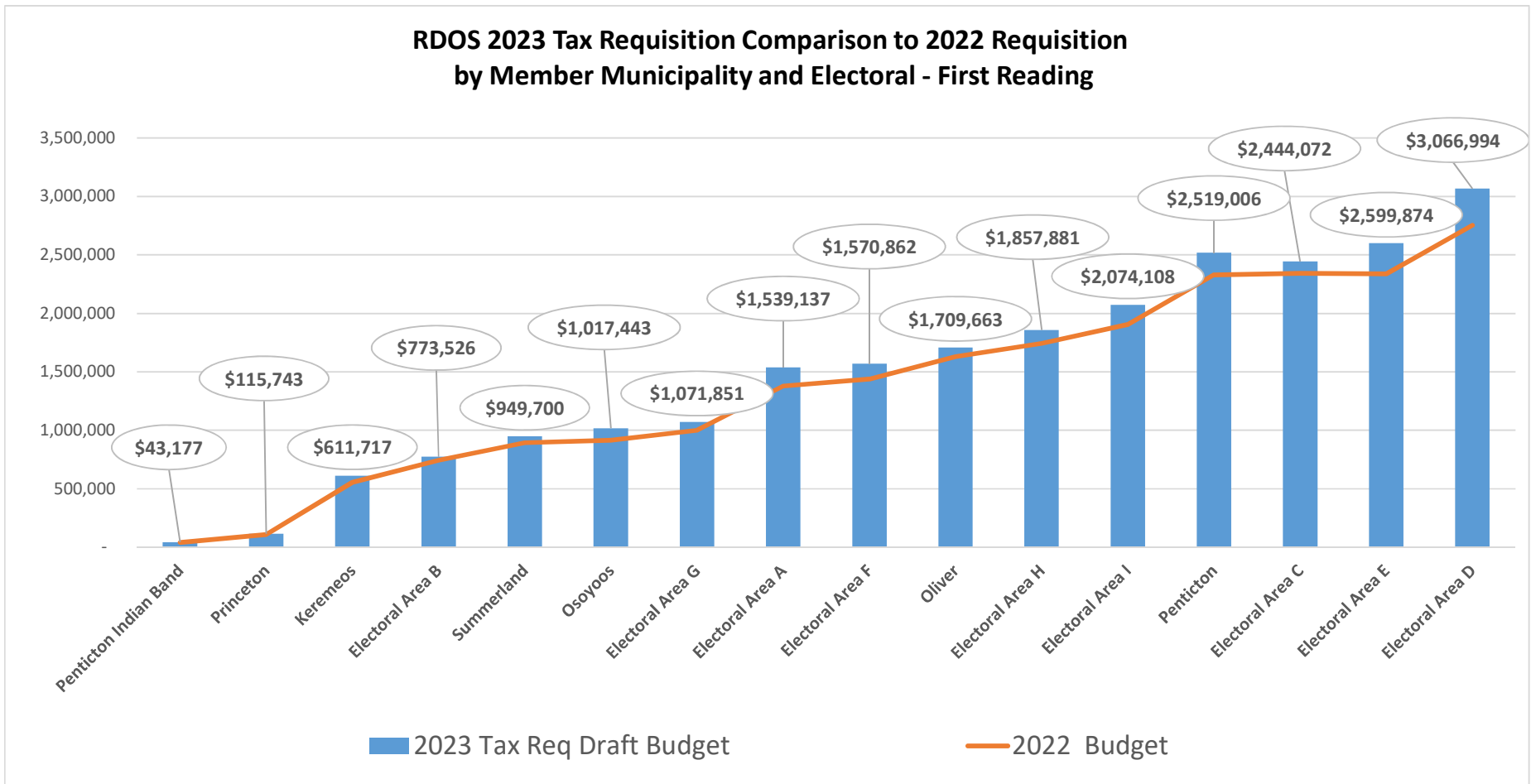
\*This Comparison is a Weighted Average

**REGIONAL DISTRICT OKANAGAN-SIMILKAMEEN  
2023 TOTAL REQUISITION SUMMARY**

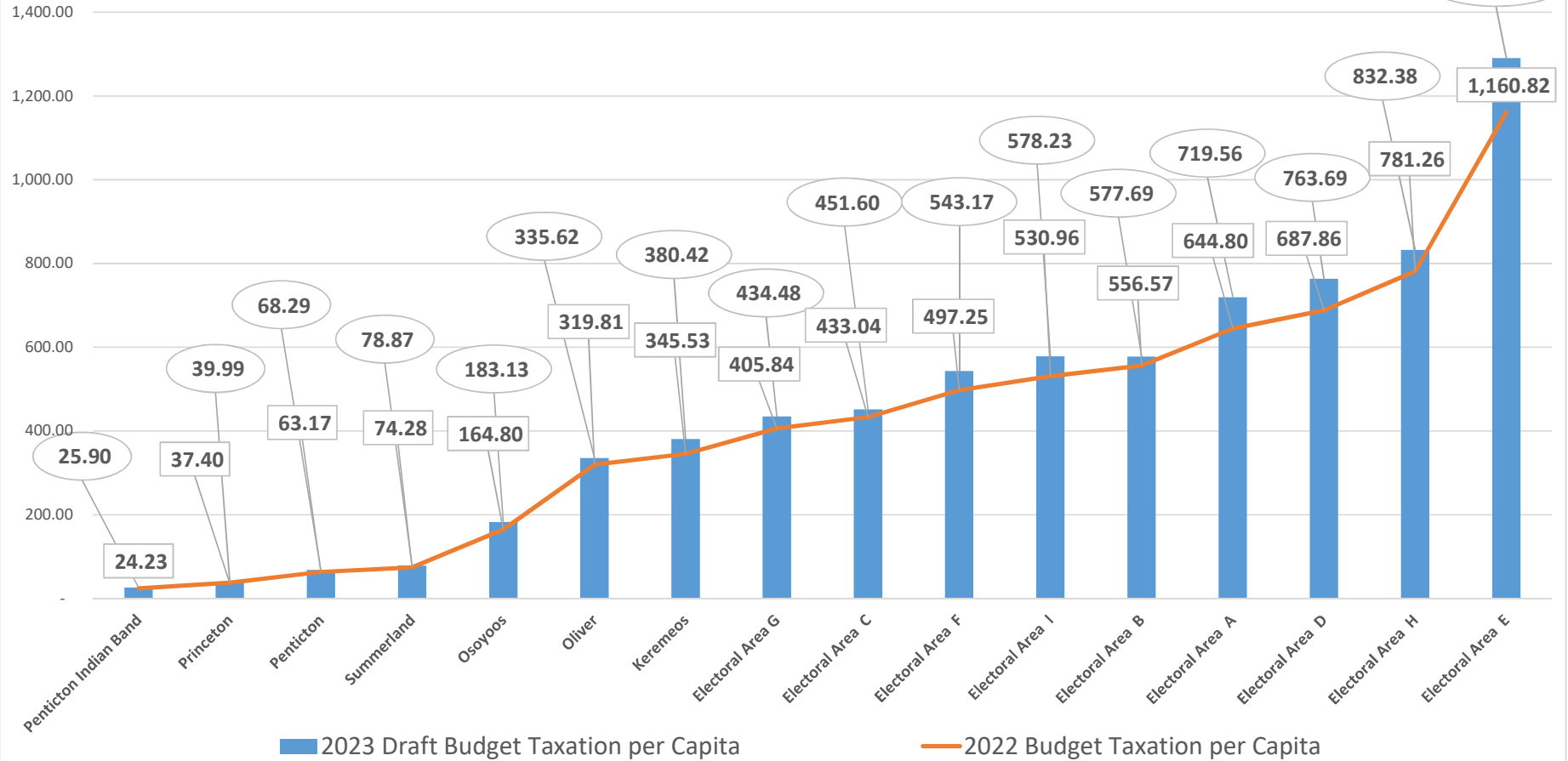
					Est. 2023	
	<u>2023</u>	<u>2022</u>	<u>\$ Change</u>	<u>% Change</u>	<u>Non-Market</u>	<u>Net</u>
					<u>Growth %</u>	<u>Change %</u>
<b>PENTICTON</b>	\$ 2,519,006	\$ 2,330,139	\$ 188,867	8.11%	1.37%	6.74%
<b>SUMMERLAND</b>	949,700	894,516	55,184	6.17%	1.40%	4.77%
<b>PRINCETON</b>	115,743	108,247	7,496	6.92%	2.91%	4.01%
<b>OLIVER</b>	1,709,663	1,629,089	80,574	4.95%	0.82%	4.13%
<b>OSOYOOS</b>	1,017,443	915,621	101,822	11.12%	0.61%	10.51%
<b>KEREMEOS</b>	611,717	555,620	56,097	10.10%	0.30%	9.80%
	<b>6,923,271</b>	<b>6,433,232</b>	<b>490,039</b>	<b>7.62%</b>		
<b>PENTICTON INDIAN BAND</b>	43,177	40,398	2,779	6.88%		
<b>ELECTORAL AREA A</b>	1,539,137	1,379,229	159,908	11.59%	2.11%	9.48%
<b>ELECTORAL AREA B</b>	773,526	745,248	28,278	3.79%	2.00%	1.79%
<b>ELECTORAL AREA C</b>	2,444,072	2,343,591	100,481	4.29%	0.56%	3.73%
<b>ELECTORAL AREA D</b>	3,066,994	2,762,446	304,548	11.02%	1.82%	9.20%
<b>ELECTORAL AREA E</b>	2,599,874	2,339,046	260,828	11.15%	3.10%	8.05%
<b>ELECTORAL AREA F</b>	1,570,862	1,438,057	132,805	9.24%	0.67%	8.57%
<b>ELECTORAL AREA G</b>	1,071,851	1,001,203	70,648	7.06%	1.50%	5.56%
<b>ELECTORAL AREA H</b>	1,857,881	1,743,778	114,103	6.54%	2.19%	4.35%
<b>ELECTORAL AREA I</b>	2,074,108	1,904,560	169,548	8.90%	1.05%	7.85%
	<b>16,998,305</b>	<b>15,657,158</b>	<b>1,341,147</b>	<b>8.57%</b>		
<b>TOTAL TAX REQUISITION FOR ALL BUDGETS</b>	<b>\$ 23,964,753</b>	<b>\$ 22,130,788</b>	<b>\$ 1,833,965</b>	<b>8.29%</b>		



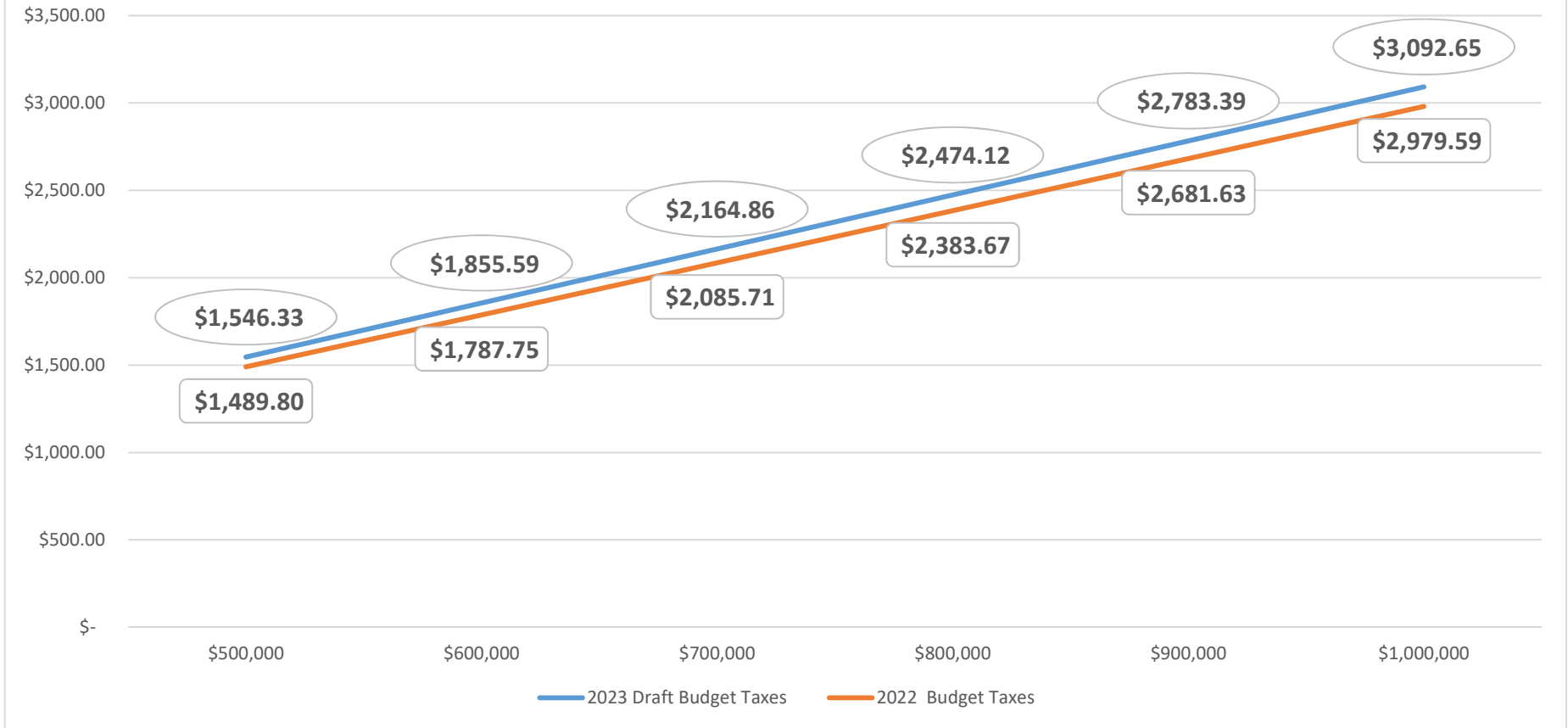
### RDOS 2023 Tax Requisition Comparison to 2022 Requisition by Member Municipality and Electoral - First Reading



### RDOS 2023 Taxation Per Capita Comparison to 2022 by Member Municipality and Electoral Area First Reading



**RDOS 2023 Tax Requisition as at First Reading - Comparison for Various Property Values  
Electoral Area "B"**



**REGIONAL DISTRICT OKANAGAN-SIMILKAMEEN**  
**2023 Budget Comparative Requisition**

<u>Page</u>	<u>Dept #</u>		<u>2023</u>	<u>2022</u>	<u>NET</u> <u>CHANGE</u>	<u>%</u> <u>CHANGE</u>
<b><u>ELECTORAL AREA B (CAWSTON)</u></b>						
<b><u>Participating Directors determine budget by weighted vote</u></b>						
87	0400	911 EMERGENCY CALL SYSTEM - Improvements Only	\$ 10,546	\$ 9,713	\$ 833	
106	9200	ANIMAL CONTROL	4,222	4,048	174	
109	5500	DESTRUCTION OF PESTS	163	162	1	
118	0300	ELECTORAL AREA ADMINISTRATION	69,594	59,937	9,657	
119	5000	ELECTORAL AREA PLANNING	34,626	29,910	4,716	
88	0410	EMERGENCY PLANNING	2,764	2,745	19	
92	0100	GENERAL GOVERNMENT	12,139	11,415	724	
22	7890	HERITAGE (Subregional)	-	21	(21)	
95	4250	ILLEGAL DUMPING	275	272	3	
96	0200	INVASIVE SPECIES (formerly noxious weeds)	491	484	7	
129	5700	MOSQUITO CONTROL	1,417	37,824	(36,407)	
99	5550	NUISANCE CONTROL	198	198	0	
117	9390	REGIONAL ECONOMIC DEVELOPMENT (Okanagan Film Comm)	277	277	0	
102	7720	REGIONAL TRAILS	3,317	3,039	278	
103	8200	REGIONAL TRANSIT	1,829	1,671	158	
104	4300	SOLID WASTE MANAGEMENT PLAN	2,111	1,928	183	
146	4200	SUBDIVISION SERVICING	1,000	3,624	(2,624)	
<b>Subtotal</b>			<b>144,969</b>	<b>167,268</b>	<b>(22,299)</b>	<b>-13.33%</b>
<b><u>Regional Directors (Areas B &amp; G) &amp; Village determine budget</u></b>						
115	9360	ECONOMIC DEVELOPMENT (Areas B, G & H)	8,216	8,202	14	
2	1100	FIRE PROTECTION (41.613% Portion of Service Area C716)	152,959	135,305	17,654	
42	7200	KEREMEOS & DISTRICT RECREATION - Improvements Only	110,287	90,421	19,866	
43	7310	KEREMEOS & DISTRICT SWIMMING POOL - Improvements Only	25,683	29,942	(4,259)	
84	3400	REFUSE DISPOSAL SITE - Improvements Only	63,847	63,375	472	
145	9250	SIMILKAMEEN VALLEY VISITOR INFORMATION CENTRE	10,360	10,337	23	
<b>Subtotal</b>			<b>371,352</b>	<b>337,582</b>	<b>33,770</b>	<b>10.00%</b>
<b><u>Regional Director determines budget</u></b>						
14	7580	COMMUNITY PARKS	65,550	43,040	22,510	
121	7930	GRANT IN AID	2,076	9,410	(7,334)	
137	0320	RURAL PROJECTS	4,933	7,118	(2,185)	
<b>Subtotal</b>			<b>72,559</b>	<b>59,568</b>	<b>12,991</b>	<b>21.81%</b>
<b><u>Requisitions from Other Multi-Regional Boards</u></b>						
135	9900	OKANAGAN REGIONAL LIBRARY	27,791	26,999	792	
105	6000	STERILE INSECT RELEASE PROGRAM - Land Only	2,248	2,222	26	
105	6000	STERILE INSECT RELEASE PROGRAM - Parcel Tax	154,641	151,609	3,032	
<b>Subtotal</b>			<b>184,680</b>	<b>180,830</b>	<b>3,850</b>	<b>2.13%</b>
<b>TOTAL</b>			<b>\$ 773,560</b>	<b>\$ 745,248</b>	<b>\$ 28,312</b>	<b>3.80%</b>
<b>Average Res Tax Rate/\$1000</b>			<b>\$ 2.62948</b>	<b>\$ 2.52208</b>	<b>\$ 0.10740</b>	
<b>Average Taxes per Res Property</b>			<b>\$ 984.55</b>	<b>\$ 944.33</b>	<b>\$ 40.22</b>	



**Regional District of Okanagan Similkameen  
2023- 2027 Operational Financial Plan  
911 EMERGENCY CALL SYSTEM**

	2022 Budget	2023 Budget	2024 Budget	2025 Budget	2026 Budget	2027 Budget
BI 1095 & 1096 - No Tax Limit	No Tax Limit	No Tax Limit	No Tax Limit	No Tax Limit	No Tax Limit	No Tax Limit
<b>Revenue</b>	<b>5.21%</b>	<b>8.54%</b>	<b>12.05%</b>	<b>1.50%</b>	<b>1.51%</b>	<b>1.73%</b>
TAX REQUISITION	987,969	1,072,327	1,201,501	1,219,511	1,237,880	1,259,302
GRANT IN LIEU OF TAXES	1,861	1,880	1,899	1,918	2,000	2,050
PRIOR YEARS SURPLUS	116,656	21,550	-	-	-	-
	<b>\$ 1,106,486</b>	<b>\$ 1,095,757</b>	<b>\$ 1,203,400</b>	<b>\$ 1,221,429</b>	<b>\$ 1,239,880</b>	<b>\$ 1,261,352</b>
<b>Expense</b>						
ADMINISTRATION CHARGES	27,237	31,103	31,708	32,325	32,958	33,694
SITE & RADIO MAINTENANCE - ANNUAL CONTRACTS	22,721	25,486	25,613	25,741	25,870	25,999
UNSCHEDULED MTNCE - FIREHALLS	10,328	10,483	10,640	10,799	10,990	11,265
UNSCHEDULED MAINTENANCE - TOWERS	15,225	15,453	15,685	15,920	16,200	16,605
OPERATIONS	-	-	-	-	-	-
OP - EQPT RENTAL - TRANSMITTER LEASE & M	73,250	78,873	79,267	79,663	80,061	82,063
CONTRACTS - CENTRAL FIRE Dispatch	361,400	377,733	387,176	396,856	406,777	416,946
CONTRACTS - Animal Lifeline Emergency Response	-	-	-	-	-	-
CONTRACTS - OTHER RD - CORD - CENTRAL DI	166,108	194,011	197,891	201,849	205,886	210,004
CAPITAL EXPENDITURES	-	-	-	-	-	-
INSURANCE - PROPERTY	-	9,710	9,904	10,102	10,304	10,510
INSURANCE - LIABILITY	4,685	5,500	5,638	5,778	5,923	6,071
LEGAL FEES	3,000	3,000	3,000	3,000	3,000	3,000
UHF AND VHF RADIO LICENSES	15,492	15,724	15,960	16,200	16,400	16,810
UTILITIES - TELEPHONE	24,868	24,992	25,117	25,243	25,369	26,003
DEBT INTEREST (Bylaw 2780/2723)	36,225	47,256	47,256	47,256	47,256	47,256
DEBT PRINCIPAL (Bylaw 2780/2723)	42,798	130,864	130,864	130,864	130,864	130,864
TRANSFER TO RESERVE CAPITAL	75,000	5,000	75,000	75,000	75,000	75,000
TRANSFER TO RESERVES RE INTEREST	102	103	105	106	100	103
TRANSFER TO OPERATING RESERVE	116,656	5,000	25,000	25,000	25,000	25,000
CONTINGENCY	12,180	10,000	10,000	10,000	10,000	10,000
SALARIES & WAGES	99,211	105,466	107,576	109,727	111,922	114,159
	<b>\$ 1,106,486</b>	<b>\$ 1,095,757</b>	<b>\$ 1,203,400</b>	<b>\$ 1,221,429</b>	<b>\$ 1,239,880</b>	<b>\$ 1,261,352</b>



**Regional District of Okanagan Similkameen  
2023- 2027 Operational Financial Plan  
ANIMAL CONTROL - A,B,C,D,E,F,G,H,I**

	2022 Budget	2023 Budget	2024 Budget	2025 Budget	2026 Budget	2027 Budget
2775, 2017 No Limit	No Limit	No Limit	No Limit	No Limit	No Limit	No Limit
<b>Revenue</b>	<b>8.30%</b>	<b>4.27%</b>	<b>-0.58%</b>	<b>1.20%</b>	<b>1.46%</b>	<b>2.02%</b>
TAX REQUISITION - ALL AREAS	133,172	138,862	138,059	139,718	141,751	144,615
GRANT IN LIEU OF TAXES	505	510	515	520	525	536
ENFORCEMENT FEES	5,000	6,121	6,182	6,244	6,369	6,496
IMPOUND FEES	2,000	1,010	1,030	1,041	1,062	1,083
LICENSING REVENUE	20,000	20,402	20,606	20,812	21,228	21,653
TRANSFER FROM OPERATIONAL RESERVES	2,000	-	-	-	-	-
PRIOR YEARS SURPLUS	184	-	-	-	-	-
<b>\$</b>	<b>162,861</b>	<b>\$ 166,905</b>	<b>\$ 166,392</b>	<b>\$ 168,335</b>	<b>\$ 170,935</b>	<b>\$ 174,383</b>
<b>Expense</b>						
ADMINISTRATION CHARGES	6,993	7,621	7,598	7,687	7,805	7,963
BYLAW ENFORCEMENT ALLOCATION	35,488	37,808	35,491	35,491	35,491	36,201
FACILITIES RENTAL - KENNEL	17,255	17,514	17,777	18,043	18,495	18,865
CONTRACTS - ANIMAL CONTROL	97,440	98,902	100,385	101,891	103,829	105,906
TRANSFER TO OPERATIONAL RESERVE	184	-	-	-	-	-
LEGAL FEES	2,000	2,000	2,000	2,000	2,000	2,040
SUPPLIES	2,000	2,060	2,091	2,123	2,165	2,208
ADVERTISING	1,500	1,000	1,050	1,100	1,150	1,200
<b>\$</b>	<b>162,861</b>	<b>\$ 166,905</b>	<b>\$ 166,392</b>	<b>\$ 168,335</b>	<b>\$ 170,935</b>	<b>\$ 174,383</b>





**Regional District of Okanagan Similkameen  
2023- 2027 Operational Financial Plan  
DESTRUCTION OF PESTS**

	2022 Budget	2023 Budget	2024 Budget	2025 Budget	2026 Budget	2027 Budget
Sec 767(5), SLP May 2,1967 - Based on Assessment						
	<b>Compliant</b>	<b>Compliant</b>	<b>Compliant</b>	<b>Compliant</b>	<b>Compliant</b>	<b>Compliant</b>
<b>Revenue</b>	<b>0.68%</b>	<b>0.65%</b>	<b>0.50%</b>	<b>0.37%</b>	<b>1.06%</b>	<b>1.05%</b>
TAX REQUISITION	5,327	5,362	5,389	5,409	5,466	5,523
CONTRACT - OLIVER	270	275	282	289	296	303
CONTRACT - VILLAGE OF KEREMEOS	270	275	282	289	296	303
TRANSFER FROM OPERATING RESERVE	100	100	100	100	100	100
	<b>\$ 5,967</b>	<b>\$ 6,012</b>	<b>\$ 6,053</b>	<b>\$ 6,087</b>	<b>\$ 6,158</b>	<b>\$ 6,229</b>
<b>Expense</b>						
ADMINISTRATION CHARGES	191	201	204	207	210	212
OPERATIONS - HEALTH & SAFETY	102	52	53	54	55	56
CONTRACT SERVICES - SPRAYING	1,523	2,500	2,525	2,550	2,576	2,602
EDUCATION & TRAINING	254	259	264	269	274	279
INSURANCE - LIABILITY	19	19	19	19	19	-
SUPPLIES	100	50	51	52	53	54
ADVERTISING	500	200	202	204	207	209
TRAVEL/LEASING	254	250	255	260	265	270
TRANSFER TO OPERATIONAL RESERVES	100	220	175	120	100	100
SALARIES & WAGES	2,924	2,261	2,305	2,352	2,399	2,447
	<b>\$ 5,967</b>	<b>\$ 6,012</b>	<b>\$ 6,053</b>	<b>\$ 6,087</b>	<b>\$ 6,158</b>	<b>\$ 6,229</b>




**Regional District of Okanagan Similkameen  
2023- 2027 Operational Financial Plan  
ELECTORAL AREA ADMINISTRATION**

	2022 Budget		2023 Budget		2024 Budget		2025 Budget		2026 Budget		2027 Budget	
SLP, 1966 - No Tax Limit	No Limit		No Limit		No Limit		No Limit		No Limit		No Limit	
<b>Revenue</b>	<b>8.33%</b>	<b>16.10%</b>	<b>3.17%</b>	<b>2.22%</b>	<b>2.21%</b>	<b>2.19%</b>						
TAX REQUISITION - ALL AREAS	2,291,263	2,660,247	2,744,616	2,805,526	2,867,434	2,930,308						
GRANT IN LIEU OF TAXES	5,050	5,100	5,150	5,200	5,250	5,300						
TRANSFER FROM OPERATIONAL RESERVES	95,000	-	-	-	-	-						
PROVINCIAL GRANTS	168,300	168,300	168,300	168,300	168,300	168,300						
MISCELLANEOUS REVENUE	85,600	80,000	80,000	80,000	80,000	80,000						
HR SERVICES REVENUE	-	-	-	-	-	-						
PRIOR YEARS SURPLUS	26,920	14,454	-	-	-	-						
	<b>\$ 2,672,133</b>	<b>\$ 2,928,101</b>	<b>\$ 2,998,066</b>	<b>\$ 3,059,026</b>	<b>\$ 3,120,984</b>	<b>\$ 3,183,908</b>						
<b>Expense</b>												
HONORARIUMS - DIRECTORS	166,964	181,000	185,050	189,160	193,200	197,306						
ADMINISTRATION CHARGES	138,629	164,148	167,502	170,942	174,439	177,990						
MEMBERSHIP & DUES	15,530	19,000	19,500	20,000	20,500	21,000						
VEHICLE DEPRECIATION	5,075	5,000	5,000	5,000	5,000	5,000						
EQUIPMENT	7,613	7,000	8,000	9,000	10,000	11,000						
LEGAL FEES	2,588	2,500	2,600	2,700	2,800	2,900						
SUPPLIES	278	300	350	400	450	500						
UTILITIES - TELEPHONE	10,771	10,000	10,500	11,000	11,500	12,000						
TRANSFER TO RESERVE	26,920	-	-	-	-	-						
TRANSFER TO OPERATIONAL RESERVE	25,000	14,454	25,000	25,000	25,000	25,000						
CONTINGENCY	1,543	1,500	1,500	1,500	1,500	1,500						
SALARIES & WAGES	29,316	171,817	174,827	178,355	181,953	185,625						
SALARIES & WAGES	2,241,906	2,351,382	2,398,237	2,445,969	2,494,642	2,544,087						
	<b>\$ 2,672,133</b>	<b>\$ 2,928,101</b>	<b>\$ 2,998,066</b>	<b>\$ 3,059,026</b>	<b>\$ 3,120,984</b>	<b>\$ 3,183,908</b>						



**Regional District of Okanagan Similkameen  
2023- 2027 Operational Financial Plan  
ELECTORAL AREA PLANNING**


	2022 Budget		2023 Budget		2024 Budget		2025 Budget		2026 Budget		2027 Budget	
	No Limit		No Limit		No Limit		No Limit		No Limit		No Limit	
<b>LGA Part 26 - No Tax Limit</b>												
<b>Revenue</b>												
		8.37%		15.76%		-0.06%		1.69%		1.70%		-3.61%
TAX REQUISITION	1,143,380		1,323,562		1,322,759		1,345,166		1,368,071		1,318,647	
COVID FUNDS USED TO FUND STAFF WAGES	92,108		-		-		-		-		-	
DEVELOPMENT APPLICATION FEES	65,000		100,000		105,000		110,000		115,000		120,000	
TRANSFER FROM OPERATING RESERVE	55,000		30,000		-		-		-		-	
PRIOR YEARS SURPLUS	57,424		-		-		-		-		-	
	<b>\$ 1,412,912</b>		<b>\$ 1,453,562</b>		<b>\$ 1,427,759</b>		<b>\$ 1,455,166</b>		<b>\$ 1,483,071</b>		<b>\$ 1,438,647</b>	
<b>Expense</b>												
BOARD OF VARIANCE	750		769		788		808		828		900	
APC EXPENSES	1,500		1,538		1,576		1,615		1,655		2,000	
ADMINISTRATION CHARGES	67,167		77,581		76,042		77,503		78,991		80,061	
BYLAW ENFORCEMENT ALLOCATION	156,146		166,352		164,060		168,162		172,366		173,000	
ADDITIONAL STAFF WAGES FUNDED FROM COVID	92,108		-		-		-		-		-	
CONSULTANTS	-		100,000		100,000		100,000		100,000		100,000	
CONSULTANTS	100,000		-		-		-		-		-	
CONSULTANTS AREA "G" OCP	55,000		-		-		-		-		-	
PLANNING REFERRALS TO SUBDIVISION SERVICING			20,000		20,000		20,000		20,000		20,000	
CONTRACT SERVICES	10,000		35,000		15,500		16,000		16,500		17,000	
EDUCATION & TRAINING	10,000		10,250		10,506		10,769		11,038		12,000	
ENVIRONMENTAL PROJECTS	10,000		10,000		10,000		10,000		10,000		10,000	
EQUIPMENT	17,600		18,040		18,491		18,953		19,427		20,000	
INSURANCE - LIABILITY	8,275		8,482		8,694		8,911		9,134		9,200	
LEGAL FEES	40,000		41,000		42,025		43,076		44,153		45,000	
LEGAL FEES - COVENANT REGISTRATIONS	5,000		7,000		7,100		7,200		7,300		7,400	
SUPPLIES	9,000		9,000		9,100		9,200		9,300		9,400	
ADVERTISING	30,000		20,000		20,500		21,000		21,500		22,000	
TRAVEL/LEASING	4,000		4,100		4,203		4,308		4,416		4,500	
UTILITIES - TELEPHONE	850		1,000		1,100		1,200		1,300		1,400	
TRANSFER TO OPERATING RESERVE	57,424		58,860		60,332		61,840		63,386		-	
CONTINGENCY	4,000		4,100		4,203		4,308		4,416		-	
SALARIES & WAGES	734,092		836,962		853,539		870,313		887,361		904,786	
SALARIES & WAGES			23,529		-		-		-		-	
	<b>\$ 1,412,912</b>		<b>\$ 1,453,562</b>		<b>\$ 1,427,759</b>		<b>\$ 1,455,166</b>		<b>\$ 1,483,071</b>		<b>\$ 1,438,647</b>	



**Regional District of Okanagan Similkameen  
2023- 2027 Operational Financial Plan  
EMERGENCY PLANNING**

17,165


	2022 Budget	2023 Budget	2024 Budget	2025 Budget	2026 Budget	2027 Budget
BL 2322, 2004 - No Tax Limit	No Tax Limit	No Tax Limit	No Tax Limit	No Tax Limit	No Tax Limit	No Tax Limit
<b>Revenue</b>	<b>44.32%</b>	<b>0.58%</b>	<b>7.29%</b>	<b>-0.96%</b>	<b>1.52%</b>	<b>1.54%</b>
TAX REQUISITION	365,474	367,579	394,375	390,606	396,537	402,654
GRANT IN LIEU OF TAXES	544	550	555	561	570	575
TRANSFER FROM OPERATING RESERVE	32,000	60,000	-	-	-	-
PROVINCIAL GRANTS (Carry Forward)	798,200	1,266,103	-	-	-	-
PRIOR YEARS SURPLUS	36,096	40,560	-	-	-	-
	<b>\$ 1,232,314</b>	<b>\$ 1,734,792</b>	<b>\$ 394,930</b>	<b>\$ 391,167</b>	<b>\$ 397,107</b>	<b>\$ 403,229</b>
<b>Expense</b>						
HONORARIUMS	7,050	7,085	7,120	7,156	7,192	7,228
ADMINISTRATION CHARGES	51,424	56,894	15,799	16,057	16,320	16,591
IT SUPPORT COSTS		3,500	3,570	3,641	3,714	3,789
UBCM CEPT - EOC TOOLS AND TRAINING GRANT CWF	133,800	-	-	-	-	-
UBCM CEPF - EMERGENCY SUPPORT SERVICES GRANT CWF	25,000	89,750	-	-	-	-
UBCM CRI - FIRESMART GRANT STREAM 1 (OPERATIONS CWF)	565,400	355,038	-	-	-	-
UBCM CRI - FIRESMART GRANT STREAM 3 (STAFFING)	74,000	-	-	-	-	-
EOC SANDBAG OPERATIONS	-	15,000	15,000	15,000	15,000	15,000
UBCM - CRI - FIRESMART GRANT STREAM (STAFFING) 2022 GRANT	-	406,020	-	-	-	-
UBCM - CRI - FIRESMART GRANT STREAM (STAFFING) 2022 GRANT	-	98,130	-	-	-	-
UBCM CEPR HEAT PREPAREDNESS CWF	-	300,000	-	-	-	-
AGREEMENT - REGIONAL SEARCH & RESCUE	65,000	71,500	72,930	74,389	75,876	77,394
Operational Support Animal Emergency Response	10,000	10,000	10,050	10,100	10,151	10,262
Review of Emergency Program	60,000	60,000	-	-	-	-
EDUCATION & TRAINING	25,375	25,502	25,630	25,758	25,887	26,016
VEHICLE DEPRECIATION	-	7,000	7,000	7,000	7,000	7,000
EQUIPMENT	14,730	5,239	5,318	5,398	5,480	5,564
INSURANCE - LIABILITY	3,531	3,000	3,060	3,121	3,184	3,247
INSURANCE - VEHICLE	552	900	918	936	955	974
Legal Fees	1,000	1,000	1,000	1,000	1,000	1,000
SUPPLIES	1,500	1,500	1,508	1,516	1,524	1,532
EOC SUPPLIES	-	10,000	10,200	10,404	10,612	10,824
SUPPLIES - MEALS	508	1,000	1,020	1,040	1,061	1,082
TRAVEL/LEASING	4,000	7,000	7,140	7,283	7,428	7,577
UTILITIES - TELEPHONE	4,000	4,020	4,040	4,060	4,080	4,100
TRANSFER TO OPERATING RESERVE -	36,096	40,560	45,368	35,880	35,990	36,101
EMERGENCY SOCIAL SERVICES	20,000	15,000	15,300	15,606	15,918	16,236
SALARIES & WAGES	125,348	136,154	138,879	141,659	144,490	147,382
	<b>\$ 1,232,314</b>	<b>\$ 1,734,792</b>	<b>\$ 394,930</b>	<b>\$ 391,167</b>	<b>\$ 397,107</b>	<b>\$ 403,229</b>



**Regional District of Okanagan Similkameen  
2023- 2027 Operational Financial Plan  
GENERAL GOVERNMENT**


248904

	2022 Budget	2023 Budget	2024 Budget	2025 Budget	2026 Budget	2027 Budget
SLP, 1966 - No Limit	No Limit	No Limit	No Limit	No Limit	No Limit	No Limit
<b>Revenue</b>	<b>4.53%</b>	<b>6.29%</b>	<b>7.16%</b>	<b>3.20%</b>	<b>2.53%</b>	<b>3.17%</b>
TAX REQUISITION	1,505,982	1,600,658	1,715,227	1,770,159	1,814,865	1,872,467
GRANT IN LIEU OF TAXES	5,050	5,101	5,152	5,203	5,307	5,413
INTEREST INCOME	127,260	128,533	129,818	131,116	133,738	136,413
TRANSFER FROM OPERATIONAL RESERVE	-	57,000	-	-	-	-
MISCELLANEOUS REVENUE	10,100	10,201	10,303	10,406	10,614	10,826
PRIOR YEARS SURPLUS	9,751	349,206	-	-	-	-
	<b>\$ 1,658,143</b>	<b>\$ 2,150,699</b>	<b>\$ 1,860,500</b>	<b>\$ 1,916,884</b>	<b>\$ 1,964,524</b>	<b>\$ 2,025,119</b>
<b>Expense</b>						
SALARIES & WAGES - CRIME STOPPERS	86,275	92,000	93,840	95,717	97,631	99,584
HONORARIUMS - DIRECTORS	350,623	377,235	399,869	423,861	449,293	476,250
HONORARIUMS - CHAIRMAN	39,750	42,768	45,334	48,054	50,937	53,993
HONORARIUMS - VICE CHAIRMAN	7,430	7,993	8,153	8,316	8,483	8,652
ADMINISTRATION CHARGE	83,384	100,112	103,165	106,282	108,902	112,253
INSURANCE - PROPERTY	1,989	4,467	4,556	4,647	4,740	4,835
LEGAL FEES	24,360	-	-	-	-	-
INSURANCE - LIABILITY	19,558	31,181	31,805	32,441	33,090	33,751
SUPPLIES - BOARD DINNERS	25,375	25,000	25,500	26,010	26,530	27,061
TRAVEL - STAFF	10,150	10,302	10,457	10,614	10,826	11,043
-TRAVEL - UBCM & OMMA CONVENTION	6,212	-	-	-	-	-
TRAVEL - BOARD	15,225	15,453	15,685	15,920	16,238	16,563
TRANSFER TO DEPOSIT ACCOUNT	10,150	10,302	10,457	10,614	10,826	11,043
TRANSFER to OPERATIONAL RESERVE	20,000	349,206	22,000	23,000	24,000	25,000
GRANTS IN AID	-	-	-	-	-	-
GRANTS IN AID - Alleycats Alliance Society	-	-	-	-	-	-
GRANTS IN AID - Animal Lifeline emergency Response Team	-	-	-	-	-	-
GRANTS IN AID - Ha Ha Ha Kidz Fest	-	5,000	-	-	-	-
GRANTS IN AID - Okanagan Similkameen Conservation Alliance	-	3,500	-	-	-	-
GRANTS IN AID - Penticton Scottish Festival Society	-	-	-	-	-	-
GRANTS IN AID South Okanagan Immigrant and Community Services	-	3,500	-	-	-	-
GRANTS IN AID Penticton Art Gallery	3,000	-	-	-	-	-
GRANTS IN AID Agur Lake Camp Society	6,593	-	-	-	-	-
GRANTS IN AID Dist. of Summerland re Ok Food Innovation Hub (Note Contingent on Fed Grant)	50,000	-	-	-	-	-
GRANTS IN AID - COMMUNITY WELNESS CIRCLE	-	5,250	-	-	-	-
CARBON MITIGATION EXPENSE	6,090	6,181	6,274	6,368	6,495	6,625
New FTE as authorized by the Board SALARIES & WAGES	30,472	29,722	31,191	31,815	32,455	33,101
SALARIES & WAGES	861,507	1,031,527	1,052,214	1,073,225	1,084,078	1,105,365
	<b>\$ 1,658,143</b>	<b>\$ 2,150,699</b>	<b>\$ 1,860,500</b>	<b>\$ 1,916,884</b>	<b>\$ 1,964,524</b>	<b>\$ 2,025,119</b>




**Regional District of Okanagan Similkameen  
2023- 2027 Operational Financial Plan  
HERITAGE CONSERVATION**

		2022 Budget	2023 Budget	2024 Budget	2025 Budget	2026 Budget	2027 Budget
BL 276		<b>No Maximum</b>	<b>No Maximum</b>	<b>No Maximum</b>	<b>No Maximum</b>	<b>No Maximum</b>	<b>No Maximum</b>
	<b>Revenue</b>	<b>-80.27%</b>	<b>-100.00%</b>	<b>#DIV/0!</b>	<b>#DIV/0!</b>	<b>#DIV/0!</b>	<b>#DIV/0!</b>
	TAX REQUISITION	2,683	-	-	-	-	-
	GRANT IN LIEU OF TAXES	26	-	-	-	-	-
	TRANSFER FROM OPEATIONAL RESERVE	2,500	-	-	-	-	-
	PRIOR YEARS SURPLUS	4,107	5,437	-	-	-	-
	<b>\$</b>	<b>9,316</b>	<b>\$ 5,437</b>	<b>\$ -</b>	<b>\$ -</b>	<b>\$ -</b>	<b>\$ -</b>
	<b>Expense</b>						
	ADMINISTRATION CHARGES	170	-	-	-	-	-
	MAINTENANCE	1,000	-	-	-	-	-
	CONSULTANTS	3,000	-	-	-	-	-
	INSURANCE - LIABILITY	130	-	-	-	-	-
	TRANSFER TO OPERATING RESERVE	4,107	5,437	-	-	-	-
	SALARIES & WAGES	909	-	-	-	-	-
	<b>\$</b>	<b>9,316</b>	<b>\$ 5,437</b>	<b>\$ -</b>	<b>\$ -</b>	<b>\$ -</b>	<b>\$ -</b>



**Regional District of Okanagan Similkameen  
2023- 2027 Operational Financial Plan  
ILLEGAL DUMPING**

	2022 Budget	2023 Budget	2024 Budget	2025 Budget	2026 Budget	2027 Budget
Bl 2184 - Maximum Levy						
	<b>REVIEW REQUIRED</b>	<b>REVIEW REQUIRED</b>	<b>REVIEW REQUIRED</b>	<b>REVIEW REQUIRED</b>	<b>REVIEW REQUIRED</b>	<b>REVIEW REQUIRED</b>
<b>Revenue</b>	<b>6.48%</b>	<b>0.95%</b>	<b>5.62%</b>	<b>1.80%</b>	<b>1.82%</b>	<b>1.85%</b>
TAX REQUISITION	35,554	35,893	37,911	38,593	39,294	40,019
TRANSFER FROM OPERATING RESERVE	3,567	-	-	-	-	-
PRIOR YEARS SURPLUS	-	4,325	-	-	-	-
	\$ 39,121	\$ 40,218	\$ 37,911	\$ 38,593	\$ 39,294	\$ 40,019
<b>Expense</b>						
ADMINISTRATION CHARGES	876	943	967	991	1,015	1,040
CONTRACT SERVICES	6,090	3,000	3,200	3,400	3,600	3,800
CONTRACT SERVICES - TIPPING FEES	2,538	5,500	5,600	5,700	5,800	5,900
INSURANCE - LIABILITY	152	152	157	159	165	170
ADVERTISING - PUBLIC EDUCATION	761	761	784	796	815	825
TRAVEL/LEASING	406	406	418	425	435	470
TRANSFER TO OPERATING RESERVE	12,250	13,000	10,000	10,000	10,000	10,000
SALARIES & WAGES	16,048	16,456	16,785	17,122	17,464	17,814
	\$ 39,121	\$ 40,218	\$ 37,911	\$ 38,593	\$ 39,294	\$ 40,019



**Regional District of Okanagan Similkameen  
2023- 2027 Operational Financial Plan  
INVASIVE SPECIES formerly noxious weeds**


	2022 Budget	2023 Budget	2024 Budget	2025 Budget	2026 Budget	2027 Budget
BL 2065.01, 2011 Maximum Levy	<b>Compliant</b>	<b>Compliant</b>	<b>Compliant</b>	<b>Compliant</b>	<b>REVIEW SOON</b>	<b>REVIEW SOON</b>
<b>Revenue</b>	<b>3.66%</b>	<b>1.43%</b>	<b>1.17%</b>	<b>0.39%</b>	<b>0.40%</b>	<b>0.55%</b>
TAX REQUISITION	63,277	64,184	64,932	65,185	65,446	65,810
GRANT IN LIEU OF TAXES	91	93	95	97	99	-
TRANSFER FROM OPERATIONAL RESERVES	-	3,500	100	100	100	100
PROVINCIAL GRANTS	12,500	12,000	12,000	12,000	12,000	12,000
PRIOR YEARS SURPLUS	14,000	-	-	-	-	-
	<b>89,868 \$</b>	<b>79,777 \$</b>	<b>77,127 \$</b>	<b>77,382 \$</b>	<b>77,645 \$</b>	<b>77,910</b>
<b>Expense</b>						
ADMINISTRATION CHARGE	2,473	2,660	2,668	2,677	2,686	2,696
CONSULTANTS	32,480	30,000	30,000	30,000	30,000	30,000
CONSULTANTS - ABATEMENT PROGRAM	30,450	32,000	32,000	32,000	32,000	32,000
TRANSFER TO OPERATING RESERVE	14,000	3,000	100	100	100	100
SALARIES & WAGES	10,465	12,117	12,359	12,605	12,859	13,114
	<b>\$ 89,868</b>	<b>\$ 79,777</b>	<b>\$ 77,127</b>	<b>\$ 77,382</b>	<b>\$ 77,645</b>	<b>\$ 77,910</b>





**Regional District of Okanagan Similkameen  
2023- 2027 Operational Financial Plan  
MOSQUITO CONTROL**

	2022 Budget	2023 Budget	2024 Budget	2025 Budget	2026 Budget	2027 Budget
<b>Research is required to determine if there is a limit</b>						
<b>Revenue</b>	<b>1.80%</b>	<b>5.20%</b>	<b>3.19%</b>	<b>3.13%</b>	<b>2.52%</b>	<b>2.49%</b>
TAX REQUISITION	161,972	170,402	175,846	181,346	185,920	190,549
TRANSFER FROM RESERVE	15,000	10,000	8,000	6,000	5,000	4,000
MISCELLANEOUS REVENUE	15,000	18,000	18,450	18,911	19,384	19,869
	<b>\$ 191,972</b>	<b>\$ 198,402</b>	<b>\$ 202,296</b>	<b>\$ 206,257</b>	<b>\$ 210,304</b>	<b>\$ 214,418</b>
<b>Expense</b>						
ADMINISTRATION CHARGES	5,882	6,648	6,781	6,917	7,055	7,196
HELICOPTER SPRAYING	25,000	35,000	35,700	36,414	37,142	37,885
OP - W&S - PERMIT FEES	1,015	1,035	1,056	1,077	1,099	1,121
OPERATIONS - HEALTH & SAFETY	600	518	528	539	550	561
CONSULTANTS	2,071	500	510	520	530	541
EDUCATION & TRAINING	1,035	1,056	1,077	1,099	1,121	1,143
DEPRECIATION	5,000	4,000	4,000	4,000	4,000	4,000
CAPITAL EXPENDITURES	300	-	-	-	-	-
EQUIPMENT	1,553	1,200	1,224	1,248	1,273	1,298
INSURANCE - LIABILITY	836	853	870	887	905	923
INSURANCE - VEHICLE	2,144	2,187	2,231	2,276	2,322	2,368
SUPPLIES	38,047	33,000	33,660	34,333	35,020	35,720
ADVERTISING	518	500	510	520	530	541
TRAVEL/LEASING	9,250	13,000	13,260	13,525	13,796	14,072
UTILITIES - TELEPHONE	700	714	728	743	758	773
TRANSFER TO OPERATING RESERVE	6,500	2,500	2,550	2,601	2,653	2,706
SALARIES & WAGES	91,521	95,691	97,611	99,558	101,550	103,570
	<b>\$ 191,972</b>	<b>\$ 198,402</b>	<b>\$ 202,296</b>	<b>\$ 206,257</b>	<b>\$ 210,304</b>	<b>\$ 214,418</b>



**Regional District of Okanagan Similkameen**  
**2023- 2027 Operational Financial Plan**  
**NUISANCE CONTROL (Regional Service)**

	2022 Budget	2023 Budget	2024 Budget	2025 Budget	2026 Budget	2027 Budget
BL 2198.01, 2008 - Maximum Tax Limit	<b>Compliant</b>	<b>Compliant</b>	<b>Compliant</b>	<b>Compliant</b>	<b>Compliant</b>	<b>Compliant</b>
<b>Revenue</b>	<b>0.36%</b>	<b>0.20%</b>	<b>0.01%</b>	<b>0.00%</b>	<b>0.00%</b>	<b>0.00%</b>
TAX REQUISITION	25,842	25,895	25,897	25,897	25,897	25,897
PRIOR YEARS SURPLUS	147	2	-	-	-	-
	<u>\$ 25,989</u>	<u>\$ 25,897</u>	<u>\$ 25,897</u>	<u>\$ 25,897</u>	<u>\$ 25,897</u>	<u>\$ 25,897</u>
<b>Expense</b>						
ADMINISTRATION CHARGES	842	897	897	897	897	897
OP - SW - STARLING CONTROL	25,000	25,000	25,000	25,000	25,000	25,000
TRANSFER TO OPERATIONAL RESERVES	147	-	-	-	-	-
	<u>\$ 25,989</u>	<u>\$ 25,897</u>	<u>\$ 25,897</u>	<u>\$ 25,897</u>	<u>\$ 25,897</u>	<u>\$ 25,897</u>



**Regional District of Okanagan Similkameen  
2023- 2027 Operational Financial Plan  
REGIONAL ECONOMIC DEVELOPMENT (OK FILM)**

	2022 Budget	2023 Budget	2024 Budget	2025 Budget	2026 Budget	2027 Budget
BL 2743 Tax limit on Assessment	<b>Compliant</b>	<b>Compliant</b>	<b>Compliant</b>	<b>Compliant</b>	<b>Compliant</b>	<b>Compliant</b>
<b>Revenue</b>	<b>0.36%</b>	<b>0.21%</b>	<b>0.00%</b>	<b>0.00%</b>	<b>0.00%</b>	<b>-100.00%</b>
TAX REQUISITION	36,179	36,256	36,256	36,256	36,256	-
PRIOR YEARS SURPLUS	102	-	-	-	-	-
	<b>\$ 36,281</b>	<b>\$ 36,256</b>	<b>\$ 36,256</b>	<b>\$ 36,256</b>	<b>\$ 36,256</b>	<b>\$ -</b>
<b>Expense</b>						
ADMINISTRATION CHARGE	1,179	1,256	1,256	1,256	1,256	-
GRANT OK FILM COMM	35,000	35,000	35,000	35,000	35,000	-
TRANSFER TO OPERATIONAL RESERVE	102	-	-	-	-	-
	<b>\$ 36,281</b>	<b>\$ 36,256</b>	<b>\$ 36,256</b>	<b>\$ 36,256</b>	<b>\$ 36,256</b>	<b>\$ -</b>



**Regional District of Okanagan Similkameen  
2023- 2027 Operational Financial Plan  
REGIONAL TRAILS**

	2022 Budget	2023 Budget	2024 Budget	2025 Budget	2026 Budget	2027 Budget
RG735 G716, RG734 535, RG73 B16 BL1470.02, - Assessment	<b>Compliant</b>	<b>Compliant</b>	<b>Compliant</b>	<b>Compliant</b>	<b>Compliant</b>	<b>Compliant</b>
<b>Revenue</b>	<b>31.98%</b>	<b>9.15%</b>	<b>3.06%</b>	<b>2.93%</b>	<b>2.93%</b>	<b>3.14%</b>
GRANTS						
TAX REQUISITION	397,217	433,550	446,829	459,910	473,407	488,282
GRANT IN LIEU OF TAXES	-	-	-	-	-	-
PARKS REALLOCATION	35,000	44,000	45,540	47,134	48,784	50,491
KVR Trail Mgmt. - Provincial Contribution	5,000	5,000	5,175	5,356	5,543	5,737
TRANSFER FROM CAPITAL RESERVE	42,356	-	-	-	-	-
TRANSFER FROM CAPITAL RESERVE KVR Trail Const. Chute Lake to Little Tunnel	8,000	8,000	8,280	8,570	8,870	9,180
PRIOR YEARS SURPLUS	-	5,630	-	-	-	-
	<b>\$ 487,573</b>	<b>\$ 496,180</b>	<b>\$ 505,824</b>	<b>\$ 520,970</b>	<b>\$ 536,604</b>	<b>\$ 553,690</b>
<b>Expense</b>						
ADMINISTRATION CHARGES	18,219	19,498	20,071	20,656	21,261	21,927
TRAIL MAINTENANCE	8,500	20,000	20,400	20,808	21,224	21,649
ACQUISITION & MANAGEMENT	8,075	14,151	15,384	16,625	17,874	20,132
OPERATIONS & MAINTENANCE	15,225	-	-	-	-	-
Trail Maintenance Contract	55,000	56,375	58,348	60,390	62,504	64,692
CONTRACT SERVICES	24,688	35,378	36,528	37,718	38,950	40,226
EDUCATION & TRAINING	4,060	4,121	4,265	4,414	4,568	4,728
AMORTIZATION EXPENSE	18,270	18,544	19,193	19,865	20,560	21,280
VEHICLE & EQUIPMENT	15,000	16,000	16,560	17,140	17,740	18,361
PARK/FACILITY IMPROVEMENTS	9,135	9,272	9,597	9,933	10,281	10,641
INSURANCE - PROPERTY	-	371	378	386	394	402
INSURANCE - LIABILITY	1,807	1,834	1,898	1,964	2,033	2,104
INSURANCE - VEHICLE	12,180	12,363	12,796	13,244	13,708	14,188
SUPPLIES - FACILITY	9,643	9,787	10,129	10,483	10,849	11,229
ADVERTISING	2,538	2,576	2,666	2,759	2,856	2,956
TRAVEL AND LEASE	13,195	13,393	13,862	14,347	14,849	15,369
MFA LEASING	16,620	24,500	25,358	26,246	27,165	28,116
LEASING OF TRAIL FROM PIB	42,356	-	-	-	-	-
TRANSFER TO CAPITAL RESERVE	45,000	45,000	46,575	48,205	49,892	51,638
TRANSFER TO OPERATING RESERVE	500	5,630	518	536	555	574
SALARIES & WAGES	3,439	8,089	8,251	8,416	8,584	8,756
SALARIES & WAGES	164,123	179,298	183,047	186,835	190,757	194,722
	<b>\$ 487,573</b>	<b>\$ 496,180</b>	<b>\$ 505,824</b>	<b>\$ 520,970</b>	<b>\$ 536,604</b>	<b>\$ 553,690</b>



**Regional District of Okanagan Similkameen  
2023- 2027 Operational Financial Plan  
REGIONAL TRANSIT**

	2022 Budget	2023 Budget	2024 Budget	2025 Budget	2026 Budget	2027 Budget
BL 2809 Assessment Limit	<b>Compliant</b>	<b>Compliant</b>	<b>Compliant</b>	<b>Compliant</b>	<b>Compliant</b>	<b>Compliant</b>
<b>Revenue</b>	<b>1.10%</b>	<b>9.50%</b>	<b>4.18%</b>	<b>0.81%</b>	<b>1.12%</b>	<b>-111.35%</b>
TAX REQUISITION	218,386	239,125	249,131	251,143	253,950	(28,834)
TRANSIT FARES	20,000	60,425	65,474	69,669	73,808	78,192
PROVINCIAL GRANT Safe Start	13,032	13,032	13,032	13,032	13,032	-
TRANSIFER FROM OPERATIONAL BUDGET	24,000	-	-	-	-	-
MISCELLANEOUS REVENUE	16,708	18,801	19,337	19,455	19,583	-
PRIOR YEARS SURPLUS	26,520	28,995	-	-	-	-
	<b>\$ 318,646</b>	<b>\$ 360,378</b>	<b>\$ 346,974</b>	<b>\$ 353,299</b>	<b>\$ 360,373</b>	<b>\$ 49,358</b>
<b>Expense</b>						
ADMINISTRATION CHARGES	9,521	11,480	11,991	12,210	12,455	1,681
MAINTAINENCE	1,500	1,550	1,600	1,650	1,700	1,750
OPERATIONS	242,022	277,252	289,511	295,301	301,207	-
TRANSFER TO OPERATING RESERVE	26,520	28,995	845	841	838	845
OTHER EXPENSES - MARKETING	1,500	1,550	1,600	1,650	1,700	1,750
SALARIES & WAGES	37,583	38,878	39,650	40,446	41,248	42,083
SALARIES & WAGES		673	1,777	1,201	1,225	1,249
	<b>\$ 318,646</b>	<b>\$ 360,378</b>	<b>\$ 346,974</b>	<b>\$ 353,299</b>	<b>\$ 360,373</b>	<b>\$ 49,358</b>



**Regional District of Okanagan Similkameen  
2023- 2027 Operational Financial Plan  
SOLID WASTE MANAGEMENT**

	2022 Budget	2023 Budget	2024 Budget	2025 Budget	2026 Budget	2027 Budget
1899.02, 2012 Limit based on Assessment						
<b>Revenue</b>	<b>Compliant</b>	<b>Compliant</b>	<b>Compliant</b>	<b>Compliant</b>	<b>Compliant</b>	<b>Compliant</b>
	36.92%	11.40%	-4.49%	1.88%	-1.80%	11.22%
TAX REQUISITION	252,005	280,743	268,138	273,170	268,248	298,335
TRANSFER FROM OPERATING RESERVE	250,000	7,086	-	-	-	-
TRANSFER FROM OPERATING RESERVE	800	-	-	-	-	-
PRIOR YEARS SURPLUS	-	250,000	-	-	-	-
	<b>\$ 502,805</b>	<b>\$ 537,829</b>	<b>\$ 268,138</b>	<b>\$ 273,170</b>	<b>\$ 268,248</b>	<b>\$ 298,335</b>
<b>Expense</b>						
ADMINISTRATION CHARGES	18,594	9,503	8,426	8,598	8,777	8,961
CONSULTANTS (Carry Forward)	250,000	250,000	30,000	30,000	30,000	30,000
CONTRACTOR - WEBSITE EXCHANGE SITE (user fee for website customer app)	8,120	8,120	8,365	8,491	8,661	8,750
CONTRACTOR - ICI-MF RECYCLING	20,300	-	-	-	-	-
FOOD COMPOSTING EDUCATION	-	25,000	5,000	5,000	5,000	5,000
MEMBERSHIP & DUES	10,000	3,986	4,183	4,245	4,330	4,500
INSURANCE - LIABILITY	773	773	797	809	833	850
LEGAL FEES	100	100	100	100	100	100
SUPPLIES	2,076	2,000	2,139	2,172	2,214	2,300
BEAR SMART EXPENSES	10,658	9,500	10,000	10,500	11,000	11,500
-BEAR SMART EXPENSES (carry forward)	-	7,086	-	-	-	-
BEAR SMART EXPENSES	-	1,500	1,500	1,500	1,500	1,500
TRANSFER TO OPERATING RESERVE	70,286	72,633	53,611	54,871	46,031	72,088
SALARIES & WAGES	20,002	27,008	20,997	21,417	21,845	22,282
SALARIES & WAGES	91,896	120,620	123,020	125,467	127,957	130,504
	<b>\$ 502,805</b>	<b>\$ 537,829</b>	<b>\$ 268,138</b>	<b>\$ 273,170</b>	<b>\$ 268,248</b>	<b>\$ 298,335</b>



**Regional District of Okanagan Similkameen  
2023- 2027 Operational Financial Plan  
SUBDIVISION SERVICING**

	2022 Budget	2023 Budget	2024 Budget	2025 Budget	2026 Budget	2027 Budget
LGA Part 26 - No Tax Limit	NA					
<b>Revenue</b>	<b>7.44%</b>	<b>-72.41%</b>	<b>4.58%</b>	<b>4.46%</b>	<b>4.35%</b>	<b>4.28%</b>
TAX REQUISITION	138,537	38,223	39,974	41,756	43,571	45,435
GRANT IN LIEU OF TAXES	-	-	-	-	-	-
SUBDIVISION SERVICING FEES	32,000	12,000	12,240	12,485	12,735	12,990
SUBDIVISION SERVICING FEES	-	10,000	10,200	10,404	10,612	10,824
DEVELOPER FUNDED WATER MODEL	-	6,000	6,120	6,242	6,367	6,494
ENGINEERING REVIEW FEES	-	15,000	15,300	15,606	15,918	16,236
RECOVERIES FROM PLANNING REFERRALS	-	20,000	20,000	20,000	20,000	20,000
TRANSFER FROM OPERATING RESERVE	26,489	10,000	10,000	10,000	10,000	10,000
PRIOR YEARS SURPLUS	26,489	-	-	-	-	-
	<b>\$ 223,515</b>	<b>\$ 111,223</b>	<b>\$ 113,834</b>	<b>\$ 116,493</b>	<b>\$ 119,203</b>	<b>\$ 121,979</b>
<b>Expense</b>						
ADMINISTRATION CHARGES	8,470	4,850	4,970	5,091	5,215	5,342
CONSULTANTS	-	6,000	6,120	6,242	6,367	6,494
EDUCATION & TRAINING	1,000	500	510	520	530	541
DEVELOPER FUNDED INFRASTRUCTURE	-	10,000	10,200	10,404	10,612	10,824
INSURANCE - LIABILITY	890	912	930	949	968	987
LEGAL FEES	5,000	2,500	2,550	2,601	2,653	2,706
SUPPLIES	1,206	250	255	260	265	270
TRAVEL/LEASING	500	1,000	1,020	1,040	1,061	1,082
TRANSFER TO OPERATING RESERVE	26,489	5,000	5,000	5,000	5,000	5,000
SALARIES & WAGES	32,790	(22,412)	(22,393)	(22,374)	(22,354)	(22,334)
SALARIES & WAGES	147,170	102,623	104,672	106,760	108,886	111,067
	<b>\$ 223,515</b>	<b>\$ 111,223</b>	<b>\$ 113,834</b>	<b>\$ 116,493</b>	<b>\$ 119,203</b>	<b>\$ 121,979</b>



**Regional District of Okanagan Similkameen  
2023- 2027 Operational Financial Plan  
ECONOMIC DEVELOPMENT - AREA B,G, H.**


		2022 Budget	2023 Budget	2024 Budget	2025 Budget	2026 Budget	2027 Budget
Bl 2361 Maximum Levy Set		<b>Compliant</b>	<b>Compliant</b>	<b>Compliant</b>	<b>Compliant</b>	<b>Compliant</b>	<b>Compliant</b>
	<b>Revenue</b>	<b>0.58%</b>	<b>0.16%</b>	<b>0.00%</b>	<b>0.00%</b>	<b>0.00%</b>	<b>2.00%</b>
TAX REQUISITION		24,606	24,646	24,646	24,646	24,646	25,139
PRIOR YEARS SURPLUS		41	-	-	-	-	-
		<b>\$ 24,647</b>	<b>\$ 24,646</b>	<b>\$ 24,646</b>	<b>\$ 24,646</b>	<b>\$ 24,646</b>	<b>\$ 25,139</b>
	<b>Expense</b>						
ADMINISTRATION CHARGES		606	646	646	646	646	659
TRANSFER TO OPERATIONAL RESERVE		41	-	-	-	-	-
SIMILKAMEEN PLANNING SOCIETY		24,000	24,000	24,000	24,000	24,000	24,480
		<b>\$ 24,647</b>	<b>\$ 24,646</b>	<b>\$ 24,646</b>	<b>\$ 24,646</b>	<b>\$ 24,646</b>	<b>\$ 25,139</b>






**Regional District of Okanagan Similkameen  
2023- 2027 Operational Financial Plan  
FIRE PROTECTION - KEREMEOS AREAS B & G**

	2022 Budget	2023 Budget	2024 Budget	2025 Budget	2026 Budget	2027 Budget
C716 BL 2178.01,2006 Assessment	<b>Compliant</b>	<b>Compliant</b>	<b>Compliant</b>	<b>Compliant</b>	<b>REVIEW SOON</b>	<b>REVIEW SOON</b>
<b>Revenue</b>	<b>1.94%</b>	<b>13.04%</b>	<b>6.98%</b>	<b>5.00%</b>	<b>4.72%</b>	<b>3.20%</b>
TAX REQUISITION	558,320	631,144	675,201	708,937	742,389	766,167
Grant In Lieu of Taxes	4,753	4,753	4,753	4,753	4,753	4,753
AGREEMENT - FIRST NATIONS	17,000	17,500	18,000	18,500	19,000	19,500
PROVINCIAL GRANTS - FOREST SERVICE	-	8,000	8,000	8,000	8,000	8,000
MISCELLANEOUS REVENUE	7,000	-	-	-	-	-
FUND PPE FROM COVID FUNDS	7,500	-	-	-	-	-
	\$ 594,573	\$ 661,397	\$ 705,954	\$ 740,190	\$ 774,142	\$ 798,420
<b>Expense</b>						
HONORARIUMS - FIREFIGHTERS	241,000	277,824	293,100	307,700	322,800	332,300
BENEFITS-FIREFIGHTERS	750	2,500	4,500	5,000	5,500	6,000
ADMINISTRATION CHARGES	17,641	21,078	22,566	23,577	24,651	25,433
BUILDING MAINTENANCE	13,000	13,500	16,000	16,500	17,000	17,500
EQUIPMENT MAINTENANCE	10,000	11,330	11,700	12,000	12,500	12,900
EQUIPMENT MAINTENANCE - VEHICLES	11,000	13,500	14,000	14,500	15,000	15,500
EQUIPMENT MAINT - TURNOUT GEAR REPAIR	5,202	4,000	5,600	5,800	6,000	6,500
ADDITIONAL PPE FUNDED FROM COVID FUNDS	7,500	-	-	-	-	-
OP - FD - LICENSES & PERMITS	300	400	410	420	430	450
CONTRACT SERVICES	9,000	9,000	10,600	10,900	11,100	11,500
EDUCATION & TRAINING	32,000	34,000	37,150	38,300	40,000	42,000
CONFERENCES	8,160	8,400	8,650	9,000	9,250	8,500
INSURANCE - PROPERTY	4,000	5,047	5,148	5,251	5,356	5,463
INSURANCE - LIABILITY	1,000	1,050	1,200	1,250	1,300	1,350
INSURANCE - FIREFIGHTERS ACCIDENT	4,014	4,100	4,250	4,400	4,500	4,600
INSURANCE - VEHICLE	10,000	11,300	11,700	12,000	12,400	12,800
LEGAL FEES	3,000	4,000	5,000	5,000	5,000	5,000
FUEL - VEHICLES	7,000	12,000	13,000	14,000	15,000	16,000
UTILITIES	7,700	8,000	8,200	8,500	9,000	9,300
UTILITIES - TELEPHONE	8,500	9,000	9,300	9,600	9,900	10,200
DEBT INTEREST (Bylaw 2887/2802)	6,965	6,965	6,965	6,965	6,965	6,965
DEBT PRINCIPAL (Bylaw 2887/2802)	20,239	20,239	20,239	20,239	20,239	20,239
TRANSFER TO EQUIP RESERVE	19,000	20,000	22,000	23,000	24,000	25,000
TRANSFER TO RESERVE - BUILDING	19,000	20,000	22,000	23,000	24,000	25,000
TRANSFER TO VEHICLE RESERVE	60,000	65,000	70,000	75,000	80,000	82,000
TRANSFER TO OPERATING RESERVE	59,000	67,590	70,575	75,660	79,095	82,236
OCCUPATIONAL HEALTH COMMITTEE EXPENSES	3,000	4,000	4,250	4,500	4,750	5,000
OTHER EXPENSES - MISCELLANEOUS	6,000	6,250	6,500	6,750	7,000	7,250
SALARIES & WAGES	602	1,324	1,351	1,378	1,406	1,434
	\$ 594,573	\$ 661,397	\$ 705,954	\$ 740,190	\$ 774,142	\$ 798,420




**Regional District of Okanagan Similkameen  
2023- 2027 Operational Financial Plan  
RECREATION FACILITY - KEREMEOS/AREAS B&G**

	2022 Budget	2023 Budget	2024 Budget	2025 Budget	2026 Budget	2027 Budget
<b>RG 734 -535, RG 735 - g716,RG 735 *B716 BI 1470.02</b>	<b>Compliant</b>					
<b>Revenue</b>	<b>14.51%</b>	<b>21.96%</b>	<b>7.14%</b>	<b>4.15%</b>	<b>2.42%</b>	<b>2.49%</b>
TAX REQUISITION	369,165	450,249	482,414	502,437	514,591	527,423
GRANT IN LIEU OF TAXES	132	134	139	144	149	154
REVENUE - FITNESS	18,180	24,000	24,840	25,709	26,609	27,541
REVENUE - BOWLING	8,080	14,000	14,490	14,997	15,522	16,065
REVENUE - SQUASH	101	102	106	109	113	117
REVENUE - RECREATION	13,000	14,000	14,490	14,997	15,522	16,065
REVENUE - CONCESSION	2,550	2,550	2,639	2,732	2,650	2,743
REVENUE - ICE RINK	11,110	12,000	12,420	12,855	13,305	13,770
TRANSFER FROM CAPITAL RESERVE	-	-	-	-	-	-
TRANSFER FROM OPERATING RESERVE	15,000	5,000	-	-	-	-
PROVINCIAL GRANTS - EMPLOYMENT	-	3,000	3,105	3,214	3,326	3,443
MISCELLANEOUS REVENUE	1,000	200	1,000	1,035	1,071	1,109
DONATIONS	4,000	4,000	4,140	4,285	4,435	4,590
PRIOR YEARS SURPLUS	-	17,990	-	-	-	-
	\$ 442,318	\$ 547,225	\$ 559,783	\$ 582,514	\$ 597,293	\$ 613,020
<b>Expense</b>						
New FTE as authorized by the Board Wages & Salaries	28,309	14,700	19,992	20,392	20,800	21,216
SALARIES & WAGES STUDENTS	-	30,000	30,600	31,212	31,836	32,473
SALARIES AND WAGES CASUAL LABOURER	-	25,000	25,500	26,010	26,530	27,061
SALARIES & WAGES - SUMMER STUDENTS	-	7,000	7,140	7,283	7,428	7,577
PART TIME WAGES - REC INSTRUCTORS	12,180	14,000	14,490	14,997	15,522	16,065
WAGES - SUMMER STAFF	4,060	4,000	4,140	4,285	4,435	4,590
ADMINISTRATION CHARGES	18,082	21,189	22,123	22,674	23,241	23,822
IT SUPPORT COSTS	-	5,200	5,304	5,410	5,518	5,629
IS	3,250	1,000	1,035	1,071	1,109	1,148
MAINTENANCE - JANITORIAL	8,000	10,500	12,000	12,420	12,855	13,305
EQUIPMENT MAINTENANCE	4,000	4,500	7,000	7,245	7,499	7,761
CONTRACT SERVICES	38,175	18,300	18,941	19,603	20,289	21,000
EDUCATION & TRAINING	5,075	7,120	7,369	7,627	7,894	8,171
EQUIPMENT	9,000	8,000	8,280	8,570	8,870	9,180
PARK/FACILITY IMPROVEMENTS	8,180	6,000	6,210	6,427	6,652	6,885
INSURANCE - PROPERTY	14,452	22,043	22,484	22,934	23,392	23,860
INSURANCE - LIABILITY	3,060	3,500	3,623	3,749	3,881	4,016
SUPPLIES REC	4,500	4,730	4,896	5,067	5,244	5,427
SUPPLIES FACILITY	10,003	10,200	10,558	10,926	11,309	11,705
SUPPLIES - P&R - CONCESSION	1,100	1,300	1,346	1,393	1,441	1,492
SPECIAL EVENTS	4,060	4,500	4,658	4,821	4,989	5,164
ADVERTISING	4,000	4,100	4,244	4,392	4,546	4,705
TRAVEL/LEASING	6,090	6,500	6,728	6,963	7,207	7,459
UTILITIES	29,331	36,100	37,365	38,672	40,025	41,426
TRANSFER TO CAPITAL RESERVE	21,200	60,000	70,000	80,000	82,800	85,698
TRANSFER TO OPERATING RESERVE	508	17,990	-	552	-	-
SALARIES & WAGES	205,703	199,753	203,757	207,819	211,980	216,185
	\$ 442,318	\$ 547,225	\$ 559,783	\$ 582,514	\$ 597,293	\$ 613,020



**Regional District of Okanagan Similkameen  
2023- 2027 Operational Financial Plan  
POOL - KEREMEOS/AREAS B & G**

	2022 Budget	2023 Budget	2024 Budget	2025 Budget	2026 Budget	2027 Budget
<b>RG 734 -535, RG 735 - g716, RG 735 *B716 BI 2119.01</b>	<b>Compliant</b>					
<b>Revenue</b>	<b>15.25%</b>	<b>-14.23%</b>	<b>40.31%</b>	<b>1.58%</b>	<b>1.58%</b>	<b>1.60%</b>
TAX REQUISITION	122,247	104,854	147,119	149,438	151,806	154,231
REVENUE - SWIMMING	11,110	14,000	14,490	14,997	15,522	16,065
SWIMMING - SCHOOL PROGRAM	3,030	2,000	2,070	2,142	2,217	2,295
REVENUE - SWIM CLUB	3,030	2,200	2,277	2,357	2,439	2,525
TRANSFER FROM OPERATING RESERVE	10,000	-	-	-	-	-
PRIOR YEARS SURPLUS	-	2,099	-	-	-	-
<b>\$</b>	<b>149,417</b>	<b>\$ 125,153</b>	<b>\$ 165,956</b>	<b>\$ 168,934</b>	<b>\$ 171,984</b>	<b>\$ 175,116</b>
<b>Expense</b>						
ADMINISTRATION CHARGES	3,283	3,225	3,301	3,379	3,459	3,541
OPERATIONS	2,030	-	-	-	-	-
CONTRACT SERVICES	2,982	3,215	3,328	3,444	3,564	3,690
PARK/FACILITY IMPROVEMENTS	6,000	1,000	1,035	1,071	1,109	1,148
INSURANCE - PROPERTY	478	772	787	803	819	836
INSURANCE - LIABILITY	1,194	1,212	1,254	1,298	1,344	1,391
SUPPLIES REC	508	515	533	552	571	591
SUPPLIES FACILITY	8,900	11,600	12,007	12,429	12,862	13,311
TRAVEL/LEASING	1,827	1,854	1,919	1,986	2,056	2,128
UTILITIES	9,635	9,272	9,597	9,933	10,280	10,640
TRANSFER TO RESERVE	16,200	-	40,000	40,000	40,000	40,000
TRANSFER TO OPERATIONAL RESERVE	-	2,099	-	-	-	-
SALARIES & WAGES	1,147	-	-	-	-	-
SALARIES & WAGES - LIFEGUARDS	-	37,000	37,740	38,495	39,265	40,050
SALARIES & WAGES	95,233	53,389	54,455	55,544	56,655	57,790
<b>\$</b>	<b>149,417</b>	<b>\$ 125,153</b>	<b>\$ 165,956</b>	<b>\$ 168,934</b>	<b>\$ 171,984</b>	<b>\$ 175,116</b>



**Regional District of Okanagan Similkameen  
2023- 2027 Operational Financial Plan  
REFUSE DISPOSAL - KEREMEOS AREAS B & G**

	2022 Budget	2023 Budget	2024 Budget	2025 Budget	2026 Budget	2027 Budget
RG735, B716, G716, BL1777, 1997 - Assessment	<b>Compliant</b>	<b>Compliant</b>	<b>Compliant</b>	<b>Compliant</b>	<b>Compliant</b>	<b>Compliant</b>
	-0.01%	0.74%	23.52%	1.97%	0.37%	1.73%
TAX REQUISITION	258,742	260,648	321,942	328,290	329,494	335,199
GRANT IN LIEU OF TAXES	-	-	-	-	-	-
GAS TAX FUNDING	-	-	-	-	-	-
FEES - REFUSE DISPOSAL	82,416	110,000	100,000	100,000	100,000	100,000
SCRAP METAL RECYCLING	20,604	40,000	21,018	21,228	21,653	21,653
MMBC REVENUE	1,010	-	-	-	-	-
TRANSFER FROM RESERVE	5,000	12,758	5,000	5,000	5,000	5,000
MISCELLANEOUS REVENUE	5,177	5,177	5,333	5,413	5,521	5,600
PRIOR YEARS SURPLUS	-	19,476	5,000	5,000	5,000	5,000
	\$ 372,949	\$ 448,059	\$ 458,293	\$ 464,931	\$ 466,668	\$ 472,452
<b>Expense</b>						
ADMINISTRATION CHARGES	15,370	19,240	19,771	20,279	20,446	20,934
OPERATIONS	14,210	19,200	19,500	20,000	20,500	21,000
TIPPING FEES	65,975	74,309	75,000	75,500	76,000	76,500
CONSULTANTS	8,000	-	-	-	-	-
CONTRACT SERVICES - OPERATIONS	40,955	53,733	53,733	55,000	55,000	58,000
CONTRACT SERVICES - RECYCLING	23,066	23,400	23,400	25,000	25,000	26,000
CONTRACT-SHINGLES, GLASS, CONCRETE RECYCLING	22,330	-	-	-	-	-
TRANSFER STATION CONTRACTOR	45,000	67,951	67,951	69,951	69,951	71,951
CONTRACT SERVICES - WOOD WASTE CHIPPING	20,706	30,000	30,000	32,000	32,000	32,000
CONTRACT SERVICES KEREMEOS	-	4,000	4,000	4,000	4,000	4,000
EDUCATION & TRAINING	1,523	-	1,500	1,500	1,500	1,500
MEMBERSHIP & DUES	508	-	528	539	550	600
ENVIRONMENTAL CONTROL	3,147	3,300	3,442	3,542	3,300	3,700
ENVIRONMENTAL MONITORING	3,500	3,800	3,800	3,800	3,800	3,800
DEPRECIATION	5,583	-	5,751	5,837	5,954	6,000
INSURANCE - PROPERTY	323	384	392	400	408	416
INSURANCE - LIABILITY	1,607	1,607	1,655	1,680	1,700	1,725
INSURANCE - ENVIRONMENTAL	4,194	3,551	4,321	4,386	4,474	4,500
ADVERTISING - PUBLIC EDUCATION	508	600	523	531	540	600
TRAVEL/LEASING	1,800	2,100	2,200	2,300	2,400	2,500
UTILITIES	3,106	3,436	3,500	3,600	3,700	3,800
TRANSFER TO RESERVE CAPITAL	2,218	7,242	14,573	9,986	7,954	3,000
TRANSFER TO OPERATING RESERVE	7,623	19,476	5,000	5,000	5,000	5,000
SALARIES & WAGES	81,697	104,125	106,205	108,321	110,476	112,671
NEW FTE		6,605	11,548	11,779	12,015	12,255
	\$ 372,949	\$ 448,059	\$ 458,293	\$ 464,931	\$ 466,668	\$ 472,452



**Regional District of Okanagan Similkameen  
2023- 2027 Operational Financial Plan  
SIMILKAMEEN COUNTRY VISITOR INFO CENTRE**

		2022 Budget	2023 Budget	2024 Budget	2025 Budget	2026 Budget	2027 Budget
2622, 2013 - Tax limit based on Assessment		<b>COMPLIANT</b>	<b>COMPLIANT</b>	<b>COMPLIANT</b>	<b>COMPLIANT</b>	<b>COMPLIANT</b>	<b>COMPLIANT</b>
	<b>Revenue</b>	0.36%	0.21%	0.00%	0.00%	0.00%	2.00%
TAX REQUISITION		34,112	34,184	34,184	34,184	34,184	34,868
		\$ 34,112	\$ 34,184	\$ 34,184	\$ 34,184	\$ 34,184	\$ 34,868
<b>Expense</b>							
ADMINISTRATION CHARGES		1,112	1,184	1,184	1,184	1,184	1,208
CONTRACT SERVICES		33,000	33,000	33,000	33,000	33,000	33,660
		\$ 34,112	\$ 34,184	\$ 34,184	\$ 34,184	\$ 34,184	\$ 34,868



**Regional District of Okanagan Similkameen  
2023- 2027 Operational Financial Plan  
AREA B COMMUNITY PARKS**

	2022 Budget	2023 Budget	2024 Budget	2025 Budget	2026 Budget	2027 Budget
<b>RG 735, B716, BL2234 Assessment</b>	<b>Compliant</b>	<b>REVIEW SOON</b>	<b>REVIEW REQUIRED</b>	<b>REVIEW REQUIRED</b>	<b>REVIEW REQUIRED</b>	<b>REVIEW REQUIRED</b>
<b>Revenue</b>	<b>4.68%</b>	<b>52.29%</b>	<b>5.79%</b>	<b>2.50%</b>	<b>2.52%</b>	<b>2.51%</b>
TAX REQUISITION	43,040	65,548	69,345	71,079	72,868	74,697
TRANSFER FROM OPERATIONAL RESERVE	-	2,000	-	-	-	-
MISCELLANEOUS REVENUE	-	1,000	1,035	1,071	1,108	1,147
PRIOR YEARS SURPLUS	-	4,104	-	-	-	-
	<b>\$ 43,040</b>	<b>\$ 72,652</b>	<b>\$ 70,380</b>	<b>\$ 72,150</b>	<b>\$ 73,976</b>	<b>\$ 75,844</b>
<b>Expense</b>						
ADMINISTRATION CHARGES	1,268	2,215	2,269	2,324	2,382	2,440
CONTRACT SERVICES	5,771	5,842	6,047	6,258	6,478	6,704
PARKS IMPROVEMENTS	-	4,000	4,140	4,285	4,435	4,590
INSURANCE - LIABILITY	184	186	193	200	207	214
SUPPLIES - PARKS	2,030	2,060	2,132	2,207	2,284	2,364
TRAVEL/LEASING	3,553	3,606	3,732	3,863	3,998	4,138
UTILITIES	406	412	427	442	458	474
TRANSFER TO CAPITAL RESERVE	2,000	4,614	4,775	4,942	5,115	5,294
TRANSFER TO CAPITAL RESERVE	102	4,104	107	111	115	119
SALARIES & WAGES	27,726	42,786	43,674	44,577	45,504	46,447
FTE NEW		2,827	2,884	2,941	3,000	3,060
	<b>\$ 43,040</b>	<b>\$ 72,652</b>	<b>\$ 70,380</b>	<b>\$ 72,150</b>	<b>\$ 73,976</b>	<b>\$ 75,844</b>



**Regional District of Okanagan Similkameen  
2023- 2027 Operational Financial Plan  
GRANT-IN AID - AREA B**

	2022 Budget	2023 Budget	2024 Budget	2025 Budget	2026 Budget	2027 Budget
RG735 B716 Limit based on Assessment	<b>Compliant</b>	<b>Compliant</b>	<b>Compliant</b>	<b>Compliant</b>	<b>Compliant</b>	<b>Compliant</b>
<b>Revenue</b>	<b>1.43%</b>	<b>-77.94%</b>	<b>364.37%</b>	<b>1.06%</b>	<b>1.06%</b>	<b>1.04%</b>
TAX REQUISITION	9,410	2,076	9,639	9,741	9,845	9,947
GRANT IN LIEU OF TAXES	21	21	21	22	22	23
PRIOR YEARS SURPLUS	9,356	-	-	-	-	-
	<b>\$ 18,787</b>	<b>\$ 2,097</b>	<b>\$ 9,660</b>	<b>\$ 9,763</b>	<b>\$ 9,867</b>	<b>\$ 9,970</b>
<b>Expense</b>						
ADMINISTRATION CHARGES	307	73	335	338	342	345
CONTRACT P&R CAWSTON HALL SOCIETY	2,000	2,000	2,000	2,000	2,000	2,000
INSURANCE LIABILITY - HALL	24	24	25	25	25	25
GRANTS IN AID	7,100	-	7,300	7,400	7,500	7,600
TRANSFER TO OPRATIONAL RESERVE	9,356	-	-	-	-	-
	<b>\$ 18,787</b>	<b>\$ 2,097</b>	<b>\$ 9,660</b>	<b>\$ 9,763</b>	<b>\$ 9,867</b>	<b>\$ 9,970</b>



**Regional District of Okanagan Similkameen  
2023- 2027 Operational Financial Plan  
ELECTORAL AREA B - RURAL PROJECTS**

	2022 Budget	2023 Budget	2024 Budget	2025 Budget	2026 Budget	2027 Budget
SLP, 1966 - No Limit	No Limit	No Limit	No Limit	No Limit	No Limit	No Limit
<b>Revenue</b>						
	3.11%	-30.71%	139.98%	1.24%	1.29%	2.00%
TAX REQUISITION	7,118	4,932	11,836	11,983	12,137	12,380
TRANSFER FROM OPERATIONAL RESERVE	7,600	2,500	-	-	-	-
PRIOR YEARS SURPLUS	4,491	7,061	-	-	-	-
	<b>\$ 19,209</b>	<b>\$ 14,493</b>	<b>\$ 11,836</b>	<b>\$ 11,983</b>	<b>\$ 12,137</b>	<b>\$ 12,380</b>
<b>Expense</b>						
ADMINISTRATION CHARGES	480	405	410	415	420	429
INSURANCE - LIABILITY	91	93	94	96	100	102
ADVERTISING - PUBLIC EDUCATION	518	525	533	541	550	561
TRAVEL - UBCM & OMMA CONVENTION	1,033	1,049	1,065	1,080	1,100	1,122
TRANSFER TO OPERATING RESERVE	4,491	2,800	-	-	-	-
CONTINGENCY	4,000	4,000	4,000	4,000	4,000	4,080
SALARIES & WAGES	8,596	5,621	5,734	5,851	5,967	6,086
	<b>\$ 19,209</b>	<b>\$ 14,493</b>	<b>\$ 11,836</b>	<b>\$ 11,983</b>	<b>\$ 12,137</b>	<b>\$ 12,380</b>





**Regional District of Okanagan Similkameen  
2023- 2027 Operational Financial Plan  
OKANAGAN REGIONAL LIBRARY**

		2022 Budget	2023 Budget	2024 Budget	2025 Budget	2026 Budget	2027 Budget
BI 1906 - No Limit		No Limit	No Limit	No Limit	No Limit	No Limit	No Limit
	<b>Revenue</b>						
		0.29%	2.93%	1.50%	1.50%	2.00%	2.00%
TAX REQUISITION		888,151	914,174	927,918	941,867	960,704	979,919
GRANT IN LIEU OF TAXES		6,060	6,121	6,182	6,244	6,369	6,496
PRIOR YEARS SURPLUS		-	343	-	-	-	-
		\$ 894,211	\$ 920,638	\$ 934,100	\$ 948,111	\$ 967,073	\$ 986,415
	<b>Expense</b>						
ADMINISTRATION CHARGES		22,038	24,120	24,482	24,849	25,346	25,853
TRANSFER TO OPERATIONAL RESERVE		-	343	-	-	-	-
TRANSFER TO OKANAGAN LIBRARY		872,173	896,175	909,618	923,262	941,727	960,562
		\$ 894,211	\$ 920,638	\$ 934,100	\$ 948,111	\$ 967,073	\$ 986,415



**Regional District of Okanagan Similkameen  
2023- 2027 Operational Financial Plan  
STERILE INSECT RELEASE PROGRAM**

	2022 Budget	2023 Budget	2024 Budget	2025 Budget	2026 Budget	2027 Budget
1101, 1989 Limit bases on Assessment						
	<b>Compliant</b>	<b>Compliant</b>	<b>Compliant</b>	<b>Compliant</b>	<b>Compliant</b>	<b>Compliant</b>
<b>Revenue</b>	<b>2.13%</b>	<b>4.62%</b>	<b>3.02%</b>	<b>3.10%</b>	<b>3.09%</b>	<b>3.09%</b>
TAX REQUISITION	417,731	437,012	450,231	464,194	478,558	493,333
PARCEL TAX	480,000	508,737	518,912	529,290	539,876	550,674
GRANT IN LIEU OF TAXES	4,500	4,500	4,500	4,500	4,500	4,500
PRIOR YEARS SURPLUS	4	(353)	-	-	-	-
	\$ 902,235	\$ 949,896	\$ 973,643	\$ 997,984	\$ 1,022,934	\$ 1,048,507
<b>Expense</b>						
ADMINISTRATION CHARGES	22,235	24,896	25,518	26,156	26,810	27,480
TRANSFER TO SIR	880,000	925,000	948,125	971,828	996,124	1,021,027
	\$ 902,235	\$ 949,896	\$ 973,643	\$ 997,984	\$ 1,022,934	\$ 1,048,507